

# Nonlinear electromagnetic response for Hall effect in time-reversal breaking materials

Anwei Zhang<sup>1,\*</sup> and Jun-Won Rhim<sup>2,3,†</sup>

<sup>1</sup>*Department of Physics, Mathematics & Science College,  
Shanghai Normal University, No. 100 Guilin Road, Shanghai, 200234 China*

<sup>2</sup>*Department of Physics, Ajou University, Suwon 16499, Korea*

<sup>3</sup>*Research Center for Novel Epitaxial Quantum Architectures,  
Department of Physics, Seoul National University, Seoul, 08826, Korea*

It is known that materials with broken time-reversal symmetry can have Hall response. Here we show that in addition to the conventional currents, a new type of nonlinear Hall current can occur in the time-reversal breaking materials within the second-order response to in-plane electric and vertical magnetic fields. Such a Hall response is generated by the oscillation of the electromagnetic field and has a quantum origin arising from a novel dipole associated with the Berry curvature and band velocity. We demonstrate that the massive Dirac model of LaAlO<sub>3</sub>/LaNiO<sub>3</sub>/LaAlO<sub>3</sub> quantum well can be used to detect this Hall effect. Our work widens the theory of the Hall effect in the time-reversal breaking materials by proposing a new kind of nonlinear electromagnetic response.

**Introduction** Recently, the second-order nonlinear Hall effects [1–17], i.e., the current is proportional to the square of the electric field:  $j_a \propto E_b E_c$ , have attracted broad interest, due to their application in revealing band geometric quantities, characterizing crystal symmetries and probing Néel vector [18] and quantum critical point [19]. The second-order Hall responses can be divided into two types. One is attributed to the intrinsic mechanism of the band structure. It is independent of the relaxation time  $\tau$  and the oscillating frequency  $\omega$  of the fields and requires time-reversal broken [1–5]. Another comes from the Berry curvature dipole. It is an extrinsic effect due to its dependence on  $\tau$  and  $\omega$ . Besides, it respects time-reversal symmetry [6–13, 15, 16].

In addition to the previous mentioned nonlinear Hall effect, it was shown that a different type of intrinsic nonlinear Hall effect [1, 17], i.e.,  $j_a \propto E_b B_c$ , can occur in materials with time-reversal symmetry. However, whether there is a corresponding effect in the Hall device that sustains the time-reversal broken remains unknown.

In this paper, we attempt to explore this problem. We use a full quantum method, i.e., the Matsubara formalism, to predict a novel Hall effect which is proportional to the electric and magnetic fields. Here, we let the electric and magnetic fields be polarized along the  $y$ - and  $z$ -directions, respectively. The Hall current in the  $x$ -axis is given by

$$j_x(2\omega) = \frac{2ie^3}{\hbar\omega} D E_y B_z, \quad (1)$$

where  $E_y$  and  $B_z$  are the amplitudes of the electromagnetic fields. Most importantly, we show that the electromagnetic coefficient is proportional to a new kind of dipole  $D$  associated with the Berry curvature and band velocity. The Hall current found in this work also depends on the oscillating frequency of the external fields. For finite current, our system should be time-reversal broken, since in the presence of time-reversal symmetry, the Berry curvature and band velocity are all odd

functions of momentum, and the dipole vanishes. Such a Hall current can be detected in a massive Dirac model of LaAlO<sub>3</sub>/LaNiO<sub>3</sub>/LaAlO<sub>3</sub> quantum well. Our Letter widens the theory for the Hall effect in the time-reversal breaking system.

**Model** In this work, we consider a clean system and apply an electric field polarized in  $y$ -direction and propagating along  $x$ -direction, i.e.,  $\mathbf{E} = E_y \hat{y} e^{iqx - i\omega t}$ , and a magnetic field polarized along  $z$ -direction, i.e.,  $\mathbf{B} = B_z \hat{z} e^{iqx - i\omega t}$ , as illustrated in Fig. 1. Here,  $q$  and  $\omega$  are the moduli of the momentum and frequency of the fields, respectively. Under the presence of such external fields, the system can be described by the vector potential

$$\mathbf{A} = A_y \hat{y} e^{iqx - i\omega t}, \quad (2)$$

where  $A_y$  satisfies the relations  $A_y = E_y/i\omega = B_z/iq$ .

The full Hamiltonian of the system in the presence of the external fields can be written as  $H = H_0 + H'$ . Here  $H_0$  is the Hamiltonian of the sample and  $H'$  is the perturbed Hamiltonian which is given by [7]

$$H' = e\hat{\mathbf{v}} \cdot \mathbf{A} + \frac{e^2}{2} \partial_{\mathbf{k}}(\hat{\mathbf{v}} \cdot \mathbf{A}) \cdot \mathbf{A} + \dots, \quad (3)$$

where  $-e$  is the charge of the electron and  $\hat{\mathbf{v}} = \partial_{\mathbf{k}} H_0$  is the velocity operator. For simplicity, in this paper we consider a generic linear continuum Hamiltonian targeting various Dirac and Weyl systems. Then, the corresponding Hamiltonian of the sample satisfies the restriction  $\partial_{k_i} \partial_{k_j} H_0 = \partial_{k_i} \hat{v}_j = 0$ . As a result, the perturbed Hamiltonian becomes

$$H' = e\hat{\mathbf{v}} \cdot \mathbf{A}. \quad (4)$$

And the current operator in our system will be described by

$$\hat{j}_x = -e\partial_{k_x} H = -e\hat{v}_x. \quad (5)$$

Note that we set  $\hbar = 1$  in the paper.

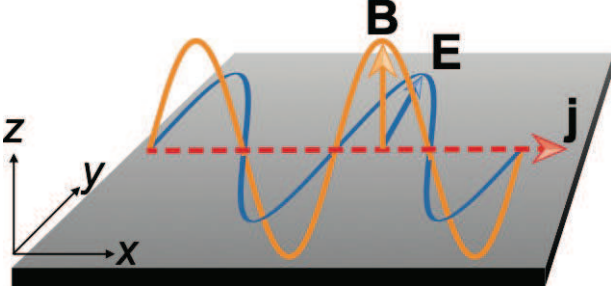


FIG. 1. Schematic of the system under consideration. The applied electric field  $\mathbf{E}$  and magnetic field  $\mathbf{B}$  are polarized in  $y$ - and  $z$ -direction, respectively. The induced Hall current  $\mathbf{j}$  is perpendicular to the direction of the electromagnetic field. The fields propagate in the same direction as the Hall current.

**Second-order nonlinear response** Now we con-

$$G(\mathbf{k}, i\omega_n; \mathbf{k} - 2\mathbf{q}, i\omega_n - 2i\omega) = 2G(\mathbf{k}, i\omega_n)H'(\mathbf{k}, \mathbf{k} - \mathbf{q})G(\mathbf{k} - \mathbf{q}, i\omega_n - i\omega)H'(\mathbf{k} - \mathbf{q}, \mathbf{k} - 2\mathbf{q})G(\mathbf{k} - 2\mathbf{q}, i\omega_n - 2i\omega), \quad (7)$$

where the unperturbed Green function has the form

$$G(\mathbf{k}, i\omega_n) = \sum_a \frac{|u_a(\mathbf{k})\rangle\langle u_a(\mathbf{k})|}{i\omega_n + \mu - \varepsilon_a(\mathbf{k})}. \quad (8)$$

$$\begin{aligned} \langle u_a(\mathbf{k})|H'(\mathbf{k}, \mathbf{k} - \mathbf{q})|u_b(\mathbf{k} - \mathbf{q})\rangle &= \langle \psi_a(\mathbf{k})|H'|\psi_b(\mathbf{k} - \mathbf{q})\rangle \\ &= \langle \psi_a(\mathbf{k})|\frac{e}{2}(\hat{\mathbf{v}} \cdot \mathbf{A} + \mathbf{A} \cdot \hat{\mathbf{v}})|\psi_b(\mathbf{k} - \mathbf{q})\rangle \\ &= \langle u_a(\mathbf{k})|\frac{e}{2}A_y[\hat{v}_y(\mathbf{k}) + \hat{v}_y(\mathbf{k} - \mathbf{q})]|u_b(\mathbf{k} - \mathbf{q})\rangle, \end{aligned} \quad (9)$$

where  $|\psi_a(\mathbf{k})\rangle = e^{i\mathbf{k}\cdot\mathbf{r}}|u_a(\mathbf{k})\rangle$  is the Bloch wave function and  $\hat{v}_y(\mathbf{k}) = e^{-i\mathbf{k}\cdot\mathbf{r}}\hat{v}_y e^{i\mathbf{k}\cdot\mathbf{r}}$ . For linear Hamiltonian, due to the fact that  $\hat{v}_y(\mathbf{k} - \mathbf{q}) = \hat{v}_y(\mathbf{k}) - q\partial_{k_x}\hat{v}_y(\mathbf{k}) = \hat{v}_y(\mathbf{k})$ , we have [20–22]

$$H'(\mathbf{k}, \mathbf{k} - \mathbf{q}) = \frac{e}{2}A_y[\hat{v}_y(\mathbf{k}) + \hat{v}_y(\mathbf{k} - \mathbf{q})] = eA_y\hat{v}_y(\mathbf{k}). \quad (10)$$

Note that we omit the time-dependent factor  $e^{-i\omega t}$  in eq. (9), which disappears in frequency space. The above second-order nonlinear response forms a triangle diagram, as shown in Fig. 2. Besides, unlike the previous treatment of the second-order response [13, 23], here the wave vector  $\mathbf{q}$  of the external fields is taken into account.

sider the second-order harmonic response with respect to the vector potential. By using second quantization and Fourier transformation, the expectation value of the current  $\langle \hat{j}_x(2\mathbf{q}, 2i\omega) \rangle$  in momentum-frequency space can be written as (Supplementary Method 1)

$$j_x(2\mathbf{q}, 2i\omega) = \frac{1}{\beta V} \sum_{\mathbf{k}, i\omega_n} \text{Tr}[\hat{j}_x G(\mathbf{k}, i\omega_n; \mathbf{k} - 2\mathbf{q}, i\omega_n - 2i\omega)], \quad (6)$$

where  $V$  denotes the volume of a three-dimensional system or the area of a two-dimensional system,  $\beta = 1/k_B T$  is the inverse temperature,  $\mathbf{q} = q\hat{x}$ ,  $\omega_n = (2n+1)\pi/\beta$  and  $\omega = 2m\pi/\beta$  are the fermionic and bosonic Matsubara frequencies, respectively. According to Dyson equation, the exact Green's function  $G(\mathbf{k}, i\omega_n; \mathbf{k} - 2\mathbf{q}, i\omega_n - 2i\omega)$  can be expanded as a perturbation series of the unperturbed Green's function  $G(\mathbf{k}, i\omega_n)$ . For second-order response, the exact Green's function is given by the term

Here  $|u_a(\mathbf{k})\rangle$  is the periodic part of Bloch wave functions for band  $a$ ,  $\mu$  is the chemical potential, and  $\varepsilon_a(\mathbf{k})$  is the energy dispersion of band  $a$ . The matrix element of the interaction Hamiltonian can be obtained from

By taking the Matsubara sum over  $i\omega_n$  in Eq. (6) and performing the analytical continuation  $i\omega \rightarrow \omega + i0$ , one obtains

$$j_x(2\mathbf{q}, 2\omega) = \frac{-2e^3}{V}\Pi(\mathbf{q}, \omega)A_y A_y, \quad (11)$$

with

$$\Pi(\mathbf{q}, \omega) = \sum_{\mathbf{k}, a, b, c} M_{abc}(\mathbf{k}, \mathbf{q})F_{abc}(\mathbf{k}, \mathbf{q}, \omega). \quad (12)$$

Here  $M_{abc}(\mathbf{k}, \mathbf{q})$  is the correlation function with band indices  $a$ ,  $b$ , and  $c$ :

$$M_{abc}(\mathbf{k}, \mathbf{q}) = \langle u_c(\mathbf{k} - 2\mathbf{q})|\hat{v}_x(\mathbf{k})|u_a(\mathbf{k})\rangle\langle u_a(\mathbf{k})|\hat{v}_y(\mathbf{k})|u_b(\mathbf{k} - \mathbf{q})\rangle\langle u_b(\mathbf{k} - \mathbf{q})|\hat{v}_y(\mathbf{k})|u_c(\mathbf{k} - 2\mathbf{q})\rangle, \quad (13)$$

and

$$F_{abc}(\mathbf{k}, \mathbf{q}, \omega) = \frac{1}{\varepsilon_a(\mathbf{k}) - \varepsilon_b(\mathbf{k} - \mathbf{q}) - \omega} \left[ \frac{f(\varepsilon_a(\mathbf{k})) - f(\varepsilon_c(\mathbf{k} - 2\mathbf{q}))}{\varepsilon_a(\mathbf{k}) - \varepsilon_c(\mathbf{k} - 2\mathbf{q}) - 2\omega} - \frac{f(\varepsilon_b(\mathbf{k} - \mathbf{q})) - f(\varepsilon_c(\mathbf{k} - 2\mathbf{q}))}{\varepsilon_b(\mathbf{k} - \mathbf{q}) - \varepsilon_c(\mathbf{k} - 2\mathbf{q}) - \omega} \right] \quad (14)$$

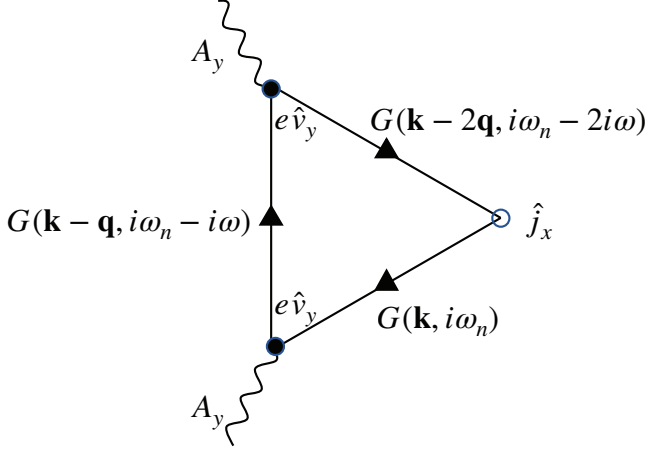


FIG. 2. The triangle diagram of the second-order response current. The wavy lines refer to the external vector potential, the solid lines are the electron propagator, i.e., the Green function, the solid vertexes represent the operator  $e\hat{v}_y$  in the perturbed Hamiltonian, and the hollow vertex denotes the Hall current operator.

is the Matsubara summation with  $f(\varepsilon_i(\mathbf{k})) = 1/(e^{\beta(\varepsilon_i(\mathbf{k}) - \mu)} + 1)$  being the Fermi-Dirac distribution function.

**Electromagnetic response** Here we are interested in the dependence of the second harmonic response on the electric and magnetic field, i.e.,  $j_x(2\omega) \propto E_y B_z$ . To derive the response to the electromagnetic fields, we need to expand  $\Pi(\mathbf{q}, \omega)$  in Eq. (11) to first order in  $q$  as  $\Pi(\mathbf{q}, \omega) = \Pi(0, \omega) + q\Pi(\omega)$ , where  $\Pi(\omega) = \partial_q \Pi(\mathbf{q}, \omega)|_{q=0}$ . As a result, Eq. (11) becomes

$$j_x(2\omega) = \frac{2e^3}{\omega V} \Pi(\omega) E_y B_z. \quad (15)$$

Note that the  $E^2$  and  $B^2$  terms for the second harmonic

generation can also be derived by expanding  $\Pi(\mathbf{q}, \omega)$  to the zero-order and second-order in  $q$ , respectively.

In the low-frequency limit, the above current can be expanded in terms of the frequency  $\omega$ , i.e.,  $\Pi(\omega)/\omega = \Pi(0)/\omega + \partial_\omega \Pi(\omega)|_{\omega=0} + \dots$ . The second term has no dependence on  $\omega$ , it should generate an intrinsic nonlinear Hall current as shown in Ref. [1]. Here we are interested in the leading order term, i.e.,

$$j_x(2\omega) = \frac{2e^3}{\omega V} \Pi(0) E_y B_z. \quad (16)$$

We note that the function  $\Pi(\mathbf{q}, \omega)$  satisfies the following relation (see Supplementary Method 2)

$$\Pi(\mathbf{q}, \omega) = \Pi^*(-\mathbf{q}, -\omega). \quad (17)$$

Then one can get

$$\Pi(0) = -\Pi^*(0) = i\text{Im}\Pi(0). \quad (18)$$

The leading term of the current thus becomes

$$j_x(2\omega) = \frac{2ie^3}{\omega V} \text{Im}\Pi(0) E_y B_z. \quad (19)$$

For two-band system, the energy bands  $a, b, c$  in  $M_{abc}(\mathbf{k}, \mathbf{q})$  and  $F_{abc}(\mathbf{k}, \mathbf{q}, \omega)$  can only be upper or lower bands. If the bands  $a, b, c$  are the same band,  $\text{Im}M_{aaa}(\mathbf{k}, 0)$  and  $F_{aaa}(\mathbf{k}, 0, \omega)$  will all be zero. Then  $\text{Im}\Pi(\omega) = \partial_q \text{Im}M_{aaa}(\mathbf{k}, \mathbf{q})|_{q=0} F_{aaa}(\mathbf{k}, 0, \omega) + \text{Im}M_{aaa}(\mathbf{k}, 0) \partial_q F_{aaa}(\mathbf{k}, \mathbf{q}, \omega)|_{q=0} = 0$ , i.e., the full intra-band term's contribution to the second-order response vanishes. Note that for the linear response in the uniform limit, the intra-band terms also give zero contributions [24, 25]. For nonzero response, the bands  $a, b, c$  should take  $a, b, b$ ;  $a, b, a$ ;  $a, a, b$ .

One can decompose  $\Pi(\mathbf{q}, \omega)$  in Eq. (12) into the intra-band part  $\Pi_{\text{intra}}(\mathbf{q}, \omega)$  and interband part  $\Pi_{\text{inter}}(\mathbf{q}, \omega)$ . The intraband part  $\Pi_{\text{intra}}(\mathbf{q}, \omega)$  is further split into three terms such that  $\Pi_{\text{intra}}(\mathbf{q}, \omega) = \sum_{\alpha=1}^3 \Pi_{\text{intra}}^{(\alpha)}(\mathbf{q}, \omega)$ , where

$$\Pi_{\text{intra}}^{(1)}(\mathbf{q}, \omega) = \sum_{\mathbf{k}, a \neq b} \frac{-M_{abb}(\mathbf{k}, \mathbf{q})}{\varepsilon_a(\mathbf{k}) - \varepsilon_b(\mathbf{k} - \mathbf{q}) - \omega} \frac{f(\varepsilon_b(\mathbf{k} - \mathbf{q})) - f(\varepsilon_b(\mathbf{k} - 2\mathbf{q}))}{\varepsilon_b(\mathbf{k} - \mathbf{q}) - \varepsilon_b(\mathbf{k} - 2\mathbf{q}) - \omega}, \quad (20)$$

$$\Pi_{\text{intra}}^{(2)}(\mathbf{q}, \omega) = \sum_{\mathbf{k}, a \neq b} \frac{M_{aba}(\mathbf{k}, \mathbf{q})}{\varepsilon_a(\mathbf{k}) - \varepsilon_b(\mathbf{k} - \mathbf{q}) - \omega} \frac{f(\varepsilon_a(\mathbf{k})) - f(\varepsilon_a(\mathbf{k} - 2\mathbf{q}))}{\varepsilon_a(\mathbf{k}) - \varepsilon_a(\mathbf{k} - 2\mathbf{q}) - 2\omega}, \quad (21)$$

and

$$\Pi_{\text{intra}}^{(3)}(\mathbf{q}, \omega) = \sum_{\mathbf{k}, a \neq b} \frac{M_{aab}(\mathbf{k}, \mathbf{q})}{\varepsilon_a(\mathbf{k} - \mathbf{q}) - \varepsilon_b(\mathbf{k} - 2\mathbf{q}) - \omega} \frac{f(\varepsilon_a(\mathbf{k})) - f(\varepsilon_a(\mathbf{k} - \mathbf{q}))}{\varepsilon_a(\mathbf{k}) - \varepsilon_a(\mathbf{k} - \mathbf{q}) - \omega}. \quad (22)$$

From these terms, we expand the imaginary part of  $\Pi_{\text{intra}}(\mathbf{q}, \omega)$ , take the uniform limit, then obtain (see Supplementary Method 3)

$$\text{Im}\Pi_{\text{intra}}(0) = - \sum_{\mathbf{k}, a \neq b} F_{xy}^{ab} v_{ay} \partial_{k_x} f(\varepsilon_a(\mathbf{k})), \quad (23)$$

where  $F_{xy}^{ab} = -2\text{Im}\langle \partial_{k_x} u_a(\mathbf{k}) | u_b(\mathbf{k}) \rangle \langle u_b(\mathbf{k}) | \partial_{k_y} u_a(\mathbf{k}) \rangle$  is

the Berry curvature which is the imaginary part of quantum geometric tensor [26, 27] and  $v_{iy} = \partial_{k_y} \varepsilon_i(\mathbf{k})$  is the band velocity along  $y$ -axis.

The interband part  $\Pi_{\text{inter}}(\mathbf{q}, \omega)$  is also composed of three terms such that  $\Pi_{\text{inter}}(\mathbf{q}, \omega) = \sum_{\alpha=1}^3 \Pi_{\text{inter}}^{(\alpha)}(\mathbf{q}, \omega)$ . Since the interband part is irrespective of the order of limits  $\mathbf{q} \rightarrow 0$  and  $\omega \rightarrow 0$ , we take  $\omega = 0$  before  $\mathbf{q} \rightarrow 0$  and have

$$\Pi_{\text{inter}}^{(1)}(\mathbf{q}, 0) = \sum_{\mathbf{k}, a \neq b} \frac{M_{abb}(\mathbf{k}, \mathbf{q})}{\varepsilon_a(\mathbf{k}) - \varepsilon_b(\mathbf{k} - \mathbf{q})} \frac{f(\varepsilon_a(\mathbf{k})) - f(\varepsilon_b(\mathbf{k} - 2\mathbf{q}))}{\varepsilon_a(\mathbf{k}) - \varepsilon_b(\mathbf{k} - 2\mathbf{q})}, \quad (24)$$

$$\Pi_{\text{inter}}^{(2)}(\mathbf{q}, 0) = \sum_{\mathbf{k}, a \neq b} \frac{-M_{aba}(\mathbf{k}, \mathbf{q})}{\varepsilon_a(\mathbf{k}) - \varepsilon_b(\mathbf{k} - \mathbf{q})} \frac{f(\varepsilon_a(\mathbf{k} - 2\mathbf{q})) - f(\varepsilon_b(\mathbf{k} - \mathbf{q}))}{\varepsilon_a(\mathbf{k} - 2\mathbf{q}) - \varepsilon_b(\mathbf{k} - \mathbf{q})}, \quad (25)$$

and

$$\Pi_{\text{inter}}^{(3)}(\mathbf{q}, 0) = \sum_{\mathbf{k}, a \neq b} \frac{-M_{aab}(\mathbf{k}, \mathbf{q})}{\varepsilon_a(\mathbf{k} - \mathbf{q}) - \varepsilon_b(\mathbf{k} - 2\mathbf{q})} \frac{f(\varepsilon_a(\mathbf{k})) - f(\varepsilon_b(\mathbf{k} - 2\mathbf{q}))}{\varepsilon_a(\mathbf{k}) - \varepsilon_b(\mathbf{k} - 2\mathbf{q})}. \quad (26)$$

We expand  $\text{Im}\Pi_{\text{inter}}(\mathbf{q}, 0)$  and get (see Supplementary Method 4)

$$\text{Im}\Pi_{\text{inter}}(0) = \sum_{\mathbf{k}, a \neq b} f(\varepsilon_a(\mathbf{k})) \partial_{k_x} [F_{xy}^{ab} (v_{ay} - v_{by})]. \quad (27)$$

Combining the contribution of the intraband and interband terms, the Hall current becomes

$$j_x(2\omega) = \frac{2ie^3}{\hbar\omega V} \sum_{\mathbf{k}, a \neq b} f(\varepsilon_a(\mathbf{k})) \partial_{k_x} [F_{xy}^{ab} (2v_{ay} - v_{by})] E_y B_z. \quad (28)$$

Here we have taken integration by parts for the Fermi surface term in Eq. (23). Eq. (28) is the main result of this paper. It shows that in the Hall device, there is a second-order Hall response which is proportional to a dipole, i.e.,

$$D = \int [d\mathbf{k}] \sum_{a \neq b} f(\varepsilon_a(\mathbf{k})) \partial_{k_x} [F_{xy}^{ab} (2v_{ay} - v_{by})]. \quad (29)$$

Here  $[d\mathbf{k}] = d^n \mathbf{k} / (2\pi)^n$  denotes the integration measure of a  $n$ -dimensional system. Under time-reversal symmetry, such a dipole vanishes, since the partial differential, the Berry curvature, and the band velocity are all odd

functions of momentum in such a case. The dipole can be written in another form with the term  $\partial_{k_x} f(\varepsilon_a(\mathbf{k}))$ , which shows that its physical origin is the Fermi surface. For simplicity, we only consider the clean limit where the relaxation time  $\tau$  approaches infinity. Here the response depends on the electromagnetic field frequency  $\omega$ , which is similar to the extrinsic nonlinear Hall response [6]. Note that in the clean limit, the factor  $-\tau/(1+i\omega\tau)$  in the extrinsic nonlinear Hall current is actually the factor  $i/\omega$ .

**Massive Dirac model** The result can be applied to Dirac and Weyl systems. Here, as an example, let us consider a two-dimensional Dirac Hamiltonian with broken time-reversal symmetry motivated by the  $\text{LaAlO}_3/\text{LaNiO}_3/\text{LaAlO}_3$  quantum well system with spin-orbit coupling [28]. The low-energy physics of the material around Dirac points can be described by the Hamiltonian

$$H_0(\mathbf{k}) = \alpha(k_x - k_y)\sigma_x + \beta(k_x + k_y)\sigma_z + \Delta\sigma_y. \quad (30)$$

Here  $\mathbf{k}$  is momentum defined near the Dirac point,  $(\alpha, \beta)$  are expansion coefficients determined by the band parameters. The gap  $\Delta$  is generated by turning on the spin-orbit coupling. The energy dispersion of upper

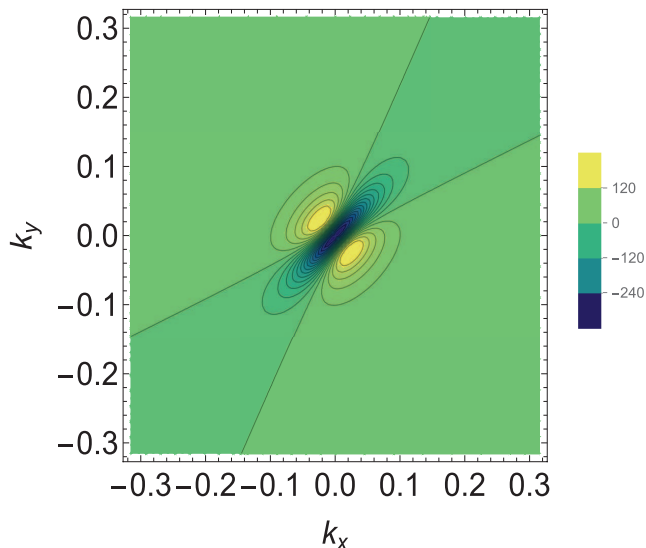


FIG. 3. The momentum space distribution of the dipole density. Here the band gap  $\Delta$  is chosen to be 0.1eV and the parameters  $\alpha$ ,  $\beta$  are set to be  $\alpha/2 = \beta = 1\text{eV}\text{\AA}$ .

band (+) and lower band (-) are respectively given by  $\varepsilon_{\pm}(\mathbf{k}) = \pm\varepsilon_0$ , where  $\varepsilon_0 = \sqrt{k_x'^2 + k_y'^2 + \Delta^2}$ ,  $k_x' = \alpha(k_x - k_y)$ , and  $k_y' = \beta(k_x + k_y)$ . Then the band velocity is  $v_{\pm y} = \pm(-\alpha k_x' + \beta k_y')/\varepsilon_0$  and the Berry curvature is given by  $F_{xy}^{\pm} = -\alpha\beta\Delta/\varepsilon_0^3$ . In the case of zero temperature and the chemical potential  $\mu < -\Delta$ , the dipole density, i.e., the integrand function in the dipole, becomes  $3\alpha\beta\Delta[k_x'^2(3\alpha^2 + \beta^2) - k_y'^2(\alpha^2 + 3\beta^2) + \Delta^2(\beta^2 - \alpha^2)]/(4\pi^2\varepsilon_0^6)$ ,  $dk_x dk_y = dk_x' dk_y'/(2\alpha\beta)$ . and the integral is over the region  $\varepsilon_-(\mathbf{k}) < \mu$ , i.e.,  $k_x'^2 + k_y'^2 > \mu^2 - \Delta^2$ . By using polar coordinate, the dipole is found to be

$$D = \frac{3(\alpha^2 - \beta^2)(\mu^2 - \Delta^2)\Delta}{8\pi\hbar^2\mu^4}. \quad (31)$$

In Figs. 3, we plot the distribution of the dipole density in the momentum space. It can be found that this quantity is concentrated in a small region in the momentum space and mirror symmetry  $k_x \rightarrow -k_x$  and  $k_y \rightarrow -k_y$  are broken. We give the dipole dependence on the chemical potential  $\mu$  in Fig. 4, which shows that the dipole is enhanced near the vertex of the band, i.e.,  $\mu = -\sqrt{2}\Delta$ .

**Discussion** Let us estimate the magnitude of this nonlinear Hall response. Under a moderate driving magnetic field of 0.1T and infrared photon energy  $\hbar\omega = 1\text{meV}$ , the conductivity for this effect, i.e.,  $|j_x(2\omega)/E_y| = 2e^3 DB_z/\hbar\omega$ , can reach  $3.4 \times 10^{-5}\text{A/V}$  if we take  $\alpha/2 = \beta = 1\text{eV}\text{\AA}$ ,  $\Delta = 2\text{meV}$  [28] and  $\mu = -\sqrt{2}\Delta$ . As a comparison, the magnitude of the conductivity for the quantum Hall effect is about  $e^2/2\pi\hbar = 3.9 \times 10^{-5}\text{A/V}$ . Thus this nonlinear Hall effect is significant and detectable.

Here we mainly restrict our system to be linear. If we relax the restriction, the perturbed Hamiltonian and

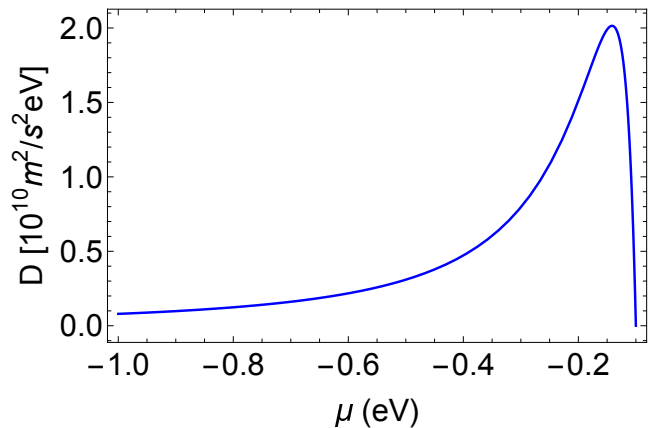


FIG. 4. The dipole as a function of chemical potential  $\mu$ . The parameters are the same as the setting in Figs. 3.

Hall current operators can contain second-order and first-order terms of vector potential  $\mathbf{A}$ , respectively. As a consequence, in addition to the considered triangle term, two additional terms will appear in the second-response current.

In this work, we consider the system where electric and magnetic fields are placed as shown in Fig. 1. Following a similar method, the results can be generalized to the system where electric and magnetic fields are placed in other ways. Besides, by replacing the Hall current operator in the response with the spin current operator, the research can be extended to the spin system too [29, 30].

**Acknowledgements** A.Z. and J.-W.R. were supported by the National Research Foundation of Korea (NRF) Grant funded by the Korea government (MSIT) (Grant No. 2021R1A2C1010572). J.-W.R. was supported by the National Research Foundation of Korea (NRF) Grant funded by the Korea government (MSIT) (Grant No. 2021R1A5A1032996) and Creation of the Quantum Information Science R&D Ecosystem (Grant No. 2022M3H3A106307411) through the National Research Foundation of Korea (NRF) funded by the Korean government (Ministry of Science and ICT).

\* zhangnanwei@shnu.edu.cn

† jwrhim@ajou.ac.kr

- [1] Y. Gao, S. A. Yang, and Q. Niu, Phys. Rev. Lett. **112**, 166601 (2014).
- [2] H. Liu, J. Zhao, Y. -X. Huang, W. Wu, X. -L. Sheng, C. Xiao, and S. A. Yang, Phys. Rev. Lett. **127**, 277202 (2021).
- [3] C. Wang, Y. Gao, and D. Xiao, Phys. Rev. Lett. **127**, 277201 (2021).
- [4] A. Bharti, M. Mrudul, and G. Dixit, Phys. Rev. Lett. **105**, 155140 (2022).
- [5] P. Bhalla, K. Das, D. Culcer, and A. Agarwal Lidar, Phys. Rev. Lett. **129**, 227401 (2022).

- [6] I. Sodemann and L. Fu, Phys. Rev. Lett. **115**, 216806 (2015).
- [7] T. Morimoto, S. Zhong, J. Orenstein, and J. E. Moore, Phys. Rev. B **94**, 245121 (2016).
- [8] J. I. Facio, D. Efremov, K. Koepf, J. -S. You, I. Sodemann, and J. Van Den Brink, Phys. Rev. Lett. **121**, 246403 (2018).
- [9] J. -S. You, S. Fang, S.-Y. Xu, E. Kaxiras, and T. Low, Phys. Rev. B **98**, 121109 (2018).
- [10] Y. Zhang, Y. Sun, and B. Yan, Phys. Rev. B **97**, 041101 (2018).
- [11] Q. Ma S.-Y. Xu, H. Shen, D. MacNeill, V. Fatemi, T. -R. Chang, A. M. Mier Valdivia, S. Wu, Z. Du, C. -H. Hsu, et al, Nature **565**, 337 (2019).
- [12] K. Kang, T. Li, E. Sohn, J. Shan, and K. F. Mak, Nat.mater. **18**, 324 (2019).
- [13] Y. Gao, F. Zhang, and W. Zhang, Phys. Rev. B **102**, 245116 (2020).
- [14] H. Watanabe and Y. Yanase, Phys. Rev. X **11**, 011001 (2021).
- [15] Z. Du, C. Wang, H. -P. Sun, H. -Z. Lu, and X. Xie, Nat. Commun. **12**, 1 (2021).
- [16] Z. Du, H. -Z. Lu, and X. Xie, Nat. Rev. Phys. **3**, 744 (2021).
- [17] L. Wang, J. Zhu, H. Chen, H. Wang, J. Liu, Y.-X. Huang, B. Jiang, J. Zhao, H. Shi, G. Tian, et al., Phys. Rev. Lett. **132**, 106601 (2024).
- [18] D.-F. Shao, S.-H. Zhang, G. Gurung, W. Yang, and E. Y. Tsymbal, Phys. Rev. Lett. **124**, 067203 (2020).
- [19] H. Rostami and V. Juričić, Phys. Rev. Res. **2**, 013069 (2020).
- [20] Y. Araki, D. Suenaga, K. Suzuki, and S. Yasui, Phys. Rev. Res. **3**, 023098 (2021).
- [21] J. Shi, G. Vignale, D. Xiao, and Q. Niu, Phys. Rev. Lett. **99**, 197202 (2007).
- [22] P. Zhang, Z. Wang, J. Shi, D. Xiao, and Q. Niu., Phys. Rev. B **77**, 075304 (2008).
- [23] D. E. Parker, T. Morimoto, J. Orenstein, and J. E. Moore., Phys. Rev. B **99**, 045121 (2019).
- [24] M.-C. Chang and M.-F. Yang, Phys. Rev. B **91**, 115203 (2015).
- [25] S. Zhong, J. E. Moore, and I. Souza, Phys. Rev. Lett. **116**, 077201 (2016).
- [26] J. Provost and G. Vallee, Commun. Math. Phys. **76**, 289 (1980).
- [27] A. Zhang, Chin. Phys. B **31**, 040201 (2022).
- [28] L. Tao and E. Y. Tsymbal, Phys. Rev. B **98**, 121102 (2018).
- [29] J. Sinova, D. Culcer, Q. Niu, N. Sinitsyn, T. Jungwirth, and A. H. MacDonald, Phys. Rev. Lett. **92**, 126603 (2004).
- [30] A. Zhang and J.-W. Rhim, Commun. Phys. **5**, 195 (2022).