

Particle migration in porous media: from the mesoscopic perspective

Sheng Zhang¹, Tong Zhang¹, Jing-Jing Su^{1*}, Dai-Chao Sheng^{1,2}

1. *School of Civil Engineering, Central South University, Hunan 410075, China*
2. *School of Civil and Environmental Engineering, University of Technology Sydney, Sydney 2007, Australia*

Abstract

Convection-diffusion equation is used to describe particle migration process in many fields, while it is proposed based on the empirical Fick's law. In this paper, with the help of the percolation model, we theoretically investigate the particle migration law in porous media from the mesoscopic perspective, and base on the probabilistic migration characteristic of particles to strictly reformulate the convection-diffusion equation. Meanwhile the quantitative relations between the convection, diffusion coefficients and the mesoscopic parameters of particle-motion and percolation-configuration are revealed. Furthermore, via the Monte-Carlo numerical simulation, we verify the proposed mesoscopic particle migration theory and modify the expressions of convection, diffusion coefficients for global applicability. In addition, applicable qualification of the proposed mesoscopic theory is given, and relation between the blocking effect parameter and connecting probability of the percolation model is obtained.

Keywords: Particle migration; Porous media; Convection-diffusion equation; Percolation

*Corresponding author, with e-mail address as jingjingsu@csu.edu.cn

1. Introduction

Particle migration in porous media is a universal physical phenomenon appearing in nature, such as subsurface organic carbon's permeation, groundwater pollutant migration and aerosol particles' diffusion in atmosphere [1–3]. In the aspect of particle migration rule, convection-diffusion equation is widely used to describe a variety of particle migration processes [4, 5]. As is well known, convection-diffusion equation has been derived based on the macroscopic Fick's law, i.e., “the molar flux due to diffusion is proportional to the concentration gradient” [6]. Indeed, Fick's law well fits the experimental data, while there is no rigorous theoretical proof for it up to now, as is the convection-diffusion equation [6].

For investigating porous media theoretically, percolation models have been introduced based on the percolation theory [7]. Percolation model is a regular space lattice structures composed of a series of vertices or edges, and every vertex or edge is occupied to be open with a certain probability, via the two adjacent occupied vertices or the occupied edge, such tiny matter as particles and microorganism can pass through [8, 9]. With different occupied probabilities, the percolation model may present diametrically opposed performances of connectivity [8, 9]. At present, there are many percolation models, including isotropic percolation, directed percolation, invasion percolation, first-passage percolation, explosive percolation, etc. [8, 9]. Recently, percolation theory has been used in such fields as physics, biology, and geophysics for interpreting the corresponding phenomena [7–9].

As we know, convection and diffusion are two common phenomena in porous media, percolation theory is also closely related to porous media, while there are little rigorous theoretical work discussing the relation between those two fields. In this paper, with the help of the percolation model, we will investigate the particle migration law in porous media, and reformulate the convection-diffusion equation without using the Fick's law from the mesoscopic perspective. This paper will be organized as follows. In Section 2, by reducing a symmetrical three-dimensional bond percolation model into the mesoscopic one-dimensional particle migration model, we will derive the convection-diffusion equation based on the probabilistic migration characteristic of the particles, and meanwhile construct the quantitative relations between the convection, diffusion coefficients and such mesoscopic probability parameters as blocking effect parameter of the percolation model as well as external potential parameter. In Section 3, Monte-Carlo numerical simulation will be given for verifying and modifying the mesoscopic particle migration theory. In Section 4, we will

present the applicable qualification of the proposed theory, and obtain the relation between the blocking effect parameter and connecting probability of the percolation model. Our conclusions will be given in Section 5.

2. Mesoscopic particle migration theory

In this part, based on the well-known bond percolation configuration, the particle migration in porous media is investigated from the mesoscopic perspective. In bond percolation, for a cubic lattice, every edge is occupied by a bond with a certain probability P ($0 \leq P \leq 1$), and particles can only move on the bonds. In fact, if the particles move from a vertex of the cubic lattice to the connected bonds randomly, the isotropic bond percolation model comes into being. It is found that there is a percolation threshold P_c , and when $P > P_c$, the percolation phase transition appears so that the particles can percolate freely from one side of the isotropic bond percolation model to the opposite side. Apparently, when $P = 1$, the isotropic bond percolation model comes to be fully connected. In the isotropic models, the probabilities of particles moving in a certain direction are completely determined by the bond distributions. In other words, if the particles are subjected to certain external potentials, such as thermal driving force, the particle migration behaviors would not be well reflected.

Hereby, we will consider the effect of unidirectional uniform external potentials on the particle behaviors, and base on the isotropic bond percolation configuration for exploring the particle migration under $P > P_c$. For simplicity, we begin from a symmetrical three-dimensional (3D) bond percolation configuration, which is not a strictly isotropic percolation model, as described in Fig. 1(a), and consider the particle behaviors under an upward uniform external potential. From the mesoscopic viewpoint, the particle migration is considered as a discrete motion, i.e., the total migration time is divided into several equal parts by a given time step τ^* , and the particles migrate between the vertices of the percolation model and just right move a bond-length distance λ within a time step τ^* . Furthermore, the following hypotheses are presented:

(1) For a single particle, it possesses the diameter size of $10^{-9} \sim 10^{-7}$ m and keeps moving between the bond of the percolation model. Meanwhile, the interaction between/among the particles is ignored.

(2) When the percolation configuration becomes compact and complex, the particles move so fast from one end of a bond to the other that we only consider particle amounts at the vertices

for computing the particle distribution in the percolation model.

(3) The effect of external potentials on the particle behaviors is all reflected in the probability of the particles moving from a vertex to each bond direction.

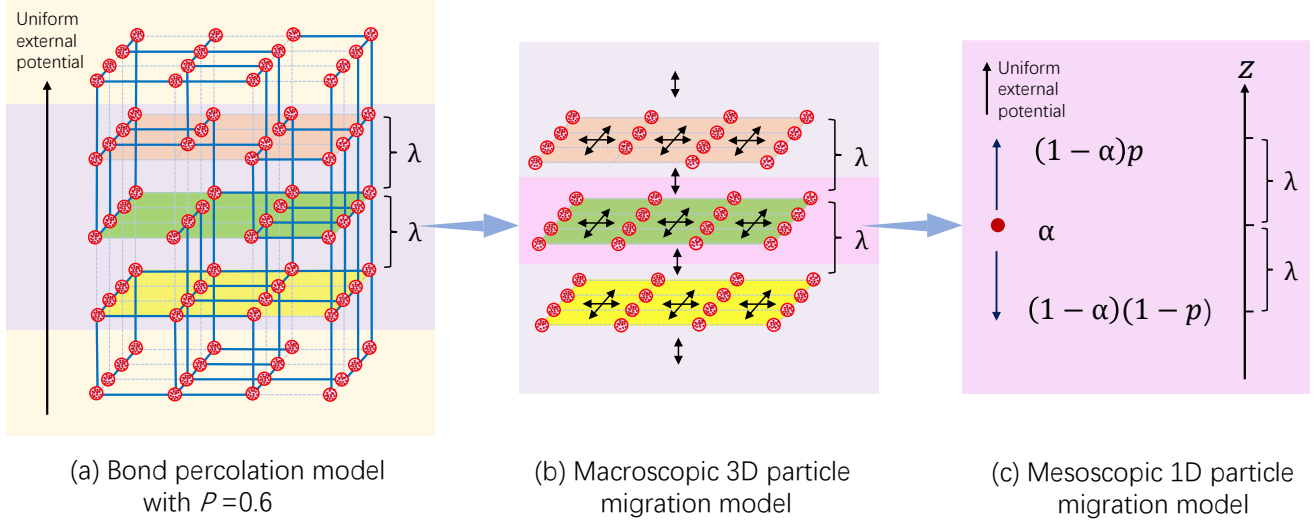


Fig. 1. A $3 \times 3 \times 4$ bond percolation configuration ($P=0.6$) with particle migration and its discrete mesoscopic 1D particle migration model, in the figure λ denotes the bond length, also the step length of the particles in a given time step τ^* , α denotes the probability of the particles staying in the original planes after τ^* , and p denotes the probability of the particles moving upward (also z direction) under upward uniform external potential provided that they leave out of the original planes.

It is apparent that under the upward uniform external potential the particles will flow to the adjacent vertices through the available bonds after a time step τ^* , and then all of the particles would be redistributed to all of the vertices of the percolation model. Taking all of the particles in a horizontal plane as a whole, we easily find that one part of the particles escapes from the original plane to the adjacent planes after τ^* , while the other still stays at the original plane. From the macroscopic perspective, the particles are regarded as migrating inside and between the horizontal planes, as shown in Fig. 1(b). Furthermore, based on the quantitative ratios of the in-plane moving particle number and inter-plane moving particle number to the total number of particles of each plane, we may reconstruct the particle migration model from the mesoscopic perspective. As depicted in Figs. 1(b) and 1(c), taking one particle out of a plane and making a label, we can obtain its probabilistic migration characteristic at this time, specifically, the probability it keeps

stationary is just the macroscopic ratio of all particles of this plane staying at the original plane after time τ^* , which hereby is defined as blocking parameter and expressed as α ($0 \leq \alpha \leq 1$), and meanwhile its probability for moving upward (positive z direction) and downward is $1 - \alpha$. Note that the label particle migrates upward and downward over time, and when it reaches another z point, the blocking parameter α becomes different. In fact, although α varies with z and is finally determined by the corresponding percolation model, while indeed it can be regarded as invariant approximately when P becomes large, i.e., the percolation configuration becomes compact and complex. Under this circumstance, the mesoscopic 1D particle migration model is supposed to possess a constant α for all of z . More important, with the consideration of the upward uniform external potential, the label particle moves upward and downward with different probabilities, and we express them respectively as $(1 - \alpha)p$ and $(1 - \alpha)(1 - p)$, where p denotes the effect of the upward external potential on the particle migration probability and $0 \leq p \leq 1$.

Taking t as total particle migration time, we have $N = t/\tau^*$, and N is the migration number of the label particle in time t . The direct result is that it keeps stationary $N_0 = \alpha N$ times, moves upward $N_1 = (1 - \alpha)pN$ times and moves downward $N_2 = (1 - \alpha)(1 - p)N$ times during N migrations. Let M denote the net number of the label particle moving in positive z direction, and we have $M = N_1 - N_2$. For a given integer m ($m = 0, 1, 2, \dots, N$), the probability of $M = m$ can be calculated as $\eta(m, N) = C_{N-N_0}^{N_1} p^{N_1} (1 - p)^{N_2}$, where $C_{N-N_0}^{N_1}$ denotes the number of combination. When N is large, via the Stirling formula, $\eta(m, N)$ can be rewritten as

$$\begin{aligned} \ln \eta(m, N) = & \frac{1}{2} \ln \frac{2}{\pi} + (1 - \alpha)N \ln(1 - \alpha)N + (1 - \alpha)N \ln 2 + \frac{(1 - \alpha)N}{2} \ln p(1 - p) \\ & + \frac{m}{2} \ln \frac{p}{1 - p} - \frac{(1 - \alpha)N + m + 1}{2} \ln[(1 - \alpha)N + m] \\ & - \frac{(1 - \alpha)N - m + 1}{2} \ln[(1 - \alpha)N - m]. \end{aligned} \quad (1)$$

Noticing that the probability of the particle at infinity is 0, we respectively expand $\ln[(1 - \alpha)N + m]$ and $\ln[(1 - \alpha)N - m]$ in Eq. (1) at their expectations $2(1 - \alpha)Np$ and $2(1 - \alpha)N(1 - p)$ to quadratic terms and obtain

$$\begin{aligned} \ln \eta(m, N) = & -\frac{1}{2} \ln 2\pi - \frac{1}{2} \ln p(1 - p) - \frac{1}{2} \ln(1 - \alpha)N + \frac{(2p - 1)^2 (6p^2 - 6p + 1)}{16p^2(1 - p)^2} (1 - \alpha)N + \\ & \frac{(2p - 1)^2 (6p^2 - 6p + 1)}{16p^2(1 - p)^2} - \frac{(2p - 1)(4p - 1)(4p - 3)}{16p^2(1 - p)^2} m + \frac{14p^2 - 14p + 3}{16p^2(1 - p)^2(1 - \alpha)} \frac{m^2}{N}. \end{aligned} \quad (2)$$

The corresponding position of the particle is $z = m\lambda$ when $M = m$. By substituting $m = \frac{z}{\lambda}$ and

$N = \frac{t}{\tau^*}$ in Eq. (2), after serializing and normalizing ($\int_{-\infty}^{+\infty} \eta dz = 1$), we have continuous η as

$$\eta(z, t) = \frac{1}{\sqrt{\pi}} \sqrt{\frac{k_1}{t}} \cdot \exp \left\{ -\frac{k_1}{t} \left(z - \frac{k_2 t}{2k_2} \right)^2 \right\}, \quad (3)$$

where $k_1 = -\frac{(14p^2-14p+3)\tau^*}{16p^2(1-p)^2(1-\alpha)\lambda^2}$, $k_2 = -\frac{(2p-1)(4p-1)(4p-3)}{16p^2(1-p)^2\lambda}$. In fact, the process of the particle moving to z at time $t + \tau$ can be divided into two steps: first, the particle moves to $z - \Delta$ at time t , and then takes place a displacement Δ during time τ , which can be expressed as

$$\begin{aligned} \eta(z, t + \tau) &= \int_{-\infty}^{+\infty} \eta(z - \Delta, t) \eta(\Delta, \tau) d\Delta = \int_{-\infty}^{+\infty} \left[\eta(z, t) - \Delta \frac{\partial \eta}{\partial z} + \frac{\Delta^2}{2} \frac{\partial^2 \eta}{\partial z^2} + \dots \right] \eta(\Delta, \tau) d\Delta \\ &= \eta(z, t) - \frac{k_2 \tau}{2k_1} \frac{\partial \eta}{\partial z} + \frac{\tau}{4k_1} \frac{\partial^2 \eta}{\partial z^2} + o\left(\tau^{\frac{3}{2}}\right). \end{aligned} \quad (4)$$

Dividing both sides of Eq. (4) by τ and letting $\tau \rightarrow 0$, we derive

$$\frac{\partial \eta}{\partial t} = D \frac{\partial^2 \eta}{\partial z^2} - q \frac{\partial \eta}{\partial z}, \quad (5)$$

where $D = -\frac{4p^2(1-p)^2(1-\alpha)\lambda^2}{(14p^2-14p+3)\tau^*}$ and $q = \frac{(2p-1)(4p-1)(4p-3)(1-\alpha)\lambda}{2(14p^2-14p+3)\tau^*}$. It can be seen hereby that Eq. (5) is essentially a convection-diffusion equation, and the units of D and q are respectively m^2/s and m/s , agreeing with the dimension of the diffusion coefficient and convection coefficient obtained by predecessors.

Only one label particle's behavior is considered above. As Eq. (5) is a linear equation, via the superposition principle, it is clear that Eq. (5) can also be extended to describe the migration of all of particles in the macroscopic 3D percolation model. That is, if the total particle number in the percolation model is set as 1, $\eta(z, t)$ would be the vertical distribution function of particle concentration at any time. Surprisingly, in the present paper, instead of classical Fick's law, we reformulate the convection-diffusion equation from the mesoscopic bond percolation model, and obtain the relation between the macroscopic parameters D , q and mesoscopic parameters α , p , τ^* , λ . In addition, note that D , q have two singular points $\frac{1}{14} (7 \pm \sqrt{7})$, and the reason is that only two terms in Eq. (2) are retained in the Taylor expansion. In fact, the relations between D , q and α , p , τ^* , λ are only correct for local p close to $\frac{1}{2}$, and in next part we will derive global relations between D , q and α , p , τ^* , λ using the numerical simulation.

3. Modification to the mesoscopic particle migration theory

Under the upward potential, the theory of particle migration in symmetrical 3D bond percolation model has been presented when P is large from the mesoscopic perspective, i.e., the convection-diffusion equation. As is known, convection-diffusion equation possesses analytical solutions, which help us test and verify the proposed theory through the comparison with numerical experiment result. Next, we will present the condition under which the theory applies, and meanwhile modify the expressions of diffusion coefficient and convection coefficient in the theory for expanding its applicability. Without loss of generality, hereby we will take $P = 1$ into consideration for giving the result.

When $P = 1$, the bond percolation model becomes fully connected and $\alpha = \frac{2}{3}$. In the numerical experiment, we consider a $40 \times 40 \times 7000$ percolation configuration with the bond length $\lambda = 1$, set the time step τ^* and total number of particles both as 1, and let them uniformly distribute to all vertices of the middlemost plane of the percolation model at the initial time $t = 0$. Then with the consideration of the external potential p , the probabilities of the particles at non-boundary vertices moving upward, moving downward and staying at the original plane are respectively as $\frac{p}{3}$, $\frac{1-p}{3}$ and $\frac{2}{3}$, and the probabilities of the particles at boundary vertices should depend on the circumstances. Through the Monte-Carlo numerical simulation, when $t = 3000$, we obtain the vertical particle distribution at $z = 10$, $z = 30$, $z = 50$ under $p = \frac{1}{2}$ and $p = \frac{11}{20}$ respectively in Figs. 2(a) and (b). Theoretically, in this case, Eq. (5) can be rewritten as

$$\begin{cases} \frac{\partial \eta}{\partial t} = D \frac{\partial^2 \eta}{\partial z^2} - q \frac{\partial \eta}{\partial z}, \\ \eta|_{z \rightarrow \pm \infty} = 0, \quad \eta(z, 0) = \delta(0). \end{cases} \quad (6)$$

Eq. (6) has the following solution,

$$\eta = \frac{1}{\sqrt{4\pi Dt}} e^{-\frac{(z-qt)^2}{4Dt}}, \quad (7)$$

which is also depicted in Figs. 2(a) and (b). Fig. 2 shows that theoretical results of the particle concentration at $z = 10$, $z = 30$ and $z = 50$ all well match the numerical simulation results when $p = \frac{1}{2}$ and $p = \frac{11}{20}$, which verify the correctness of the theory. Unfortunately, when $p > \frac{11}{20}$, the theoretical results deviate rapidly from the numerical results, indicating that $D-p$ and $q-p$ relations only hold for a local range of p , to be specific, $\frac{9}{20} \leq p \leq \frac{11}{20}$. To modify the $D-p$ and $q-p$ relations so that they are applicable for global range of p , i.e., $0 \leq p \leq 1$, motivated by the expressions of $D-p$ and $q-p$ in Eq. (5), we rewrite them respectively as $D = S_D(p) \cdot B(\alpha) \cdot F_D(\lambda, \tau^*)$, $q = S_q(p) \cdot B(\alpha) \cdot F_q(\lambda, \tau^*)$, where S_D and S_q are factors only related to p and reflect the statistical

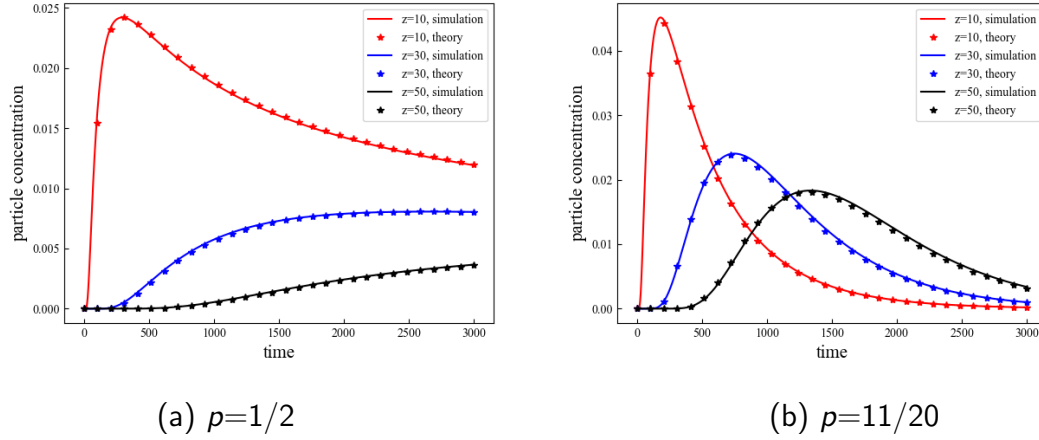


Fig. 2. Comparisons between the theoretical and numerical results of the particle concentrations when $p=1/2$ and $p=11/20$.

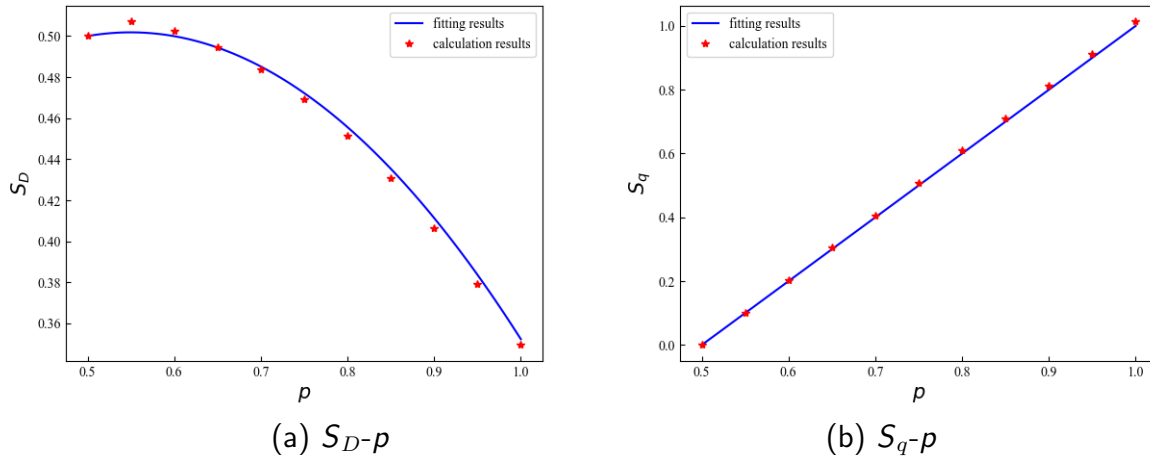


Fig. 3. Fitting results of S_D - p and S_q - p .

characters of particles' mesoscopic motion, $B(\alpha) = 1 - \alpha$ reflects the blocking effects of porous media, $F_D = \frac{\lambda^2}{\tau^*}$ and $F_q = \frac{\lambda}{\tau^*}$ are related to λ , τ^* and reflect the kinetic characters of particles. To present the global expressions of S_D and S_q , we use Eq. (7) to fit the simulation results for obtaining D and q under different p . Hereby we confine p in $[\frac{1}{2}, 1]$ since D and q are respectively symmetrical and anti-symmetrical about $p = \frac{1}{2}$. Then, quadratic function is used to fit the relation between S_D and p , and linear function is used to fit relation between S_q and p , as shown in Fig. 3.

With simple operations, we have

$$\begin{aligned} S_D &= (p - 1/2)(ap + b) + 1/2, \\ S_q &= 2p - 1, \end{aligned} \tag{8}$$

where a and b are fitting coefficients, $a = -0.73713$, $b = 0.44179$. Then, D and q in Eq. (5) are modified as

$$\begin{aligned} D &= \frac{[(p - \frac{1}{2})(-0.73713p + 0.44179) + \frac{1}{2}](1 - \alpha)\lambda^2}{\tau^*}, \\ q &= \frac{(2p - 1)(1 - \alpha)\lambda}{\tau^*}. \end{aligned} \tag{9}$$

4. Applicable qualification of the mesoscopic particle migration theory

As known from above, α reflects the blocking effect during particle migration, and connecting probability P reflects the connectivity of percolation configuration. Theoretically, when P is larger than a certain value, α can be approximately regarded as invariant for different z and under this circumstance the mesoscopic particle migration theory hold. Besides, as expected, blocking phenomenon becomes prominent when connectivity of the percolation configuration is low, hence there is a relation between α and P . Especially, when $P = 1$, the percolation model is fully connected so that $\alpha = \frac{2}{3}$. In this part, we will explore the relation between α and P , and meanwhile discuss the influence of P on particle migration process via the numerical simulation. Note that $D = \frac{1-\alpha}{2}$ and $q = 0$ when $p = \frac{1}{2}$, in this case Eq. (5) degenerates into the simple diffusion equation, and next discussion will be based on this situation.

In the Monte-Carlo numerical simulation, we use a $40 \times 40 \times 60$ percolation configuration, and set the bond length λ and time step τ^* respectively as 1. Different from the initial condition used above, here we also set the total number of particles as 1, and let them distribute uniformly to all the vertices in the bottom plane of the percolation model at $t = 0$. As $p = \frac{1}{2}$ indicates that the probabilities of particles moving upward and downward are the same, in this case the particles move randomly in the percolation model. Next, with $L = 60$, the theoretical equation converts to

$$\begin{cases} \frac{\partial \eta}{\partial t} = D \frac{\partial^2 \eta}{\partial z^2}, & z \in [0, L], \\ \frac{\partial \eta}{\partial z} \Big|_{z=0, L} = 0, & \eta|_{t=0} = \delta(0), \end{cases} \tag{10}$$

where $\delta(0)$ denotes the Dirac function. With simple mathematical operation, we have

$$\eta(z, t) = \frac{1}{L} + \frac{2}{L} \sum_{k=1}^{+\infty} \exp\left(-\frac{k^2 \pi^2 D}{L^2} t\right) \cos\left(\frac{k \pi}{L} z\right). \quad (11)$$

Then Eq. (11) is used to fit the simulation results, and we can obtain D at different P values. Fig. 4 shows the fitting results when $P = 0.9$ and $P = 0.5$, and it can be found that diffusion equation well describes the particle migration when $P > 0.5$ by introducing the blocking parameter α . Fig. 5 presents the simulation results of $P = 0.4$ and $P = 1$, and it is clear that when $P = 0.4$ the particle concentration does not become homogeneous with time increasing, which indicates that the particles are blocked in certain areas of the percolation model. As it is a basic feature of Eq. (11) that η will tend towards homogeneous in space when t tends to infinity, those simulation results indicate that essentially applicable qualification for the mesoscopic particle migration theory is $P \geq 0.5$.

As the blocking parameter α can be calculated using $\alpha = 1 - 2D$. Hence, when $P \geq 0.5$, based the theoretical result that $\alpha = 2/3$ when $P = 1$, the quadratic function is chosen to fit the calculation results for obtaining the relation between α and P as

$$\alpha = (P - 1)(cP + d) + 2/3 \quad (12)$$

where c and d are fitting coefficients, and $c = 0.4821$ and $d = -0.5536$. The relation between α and P is showed in Fig. 6.

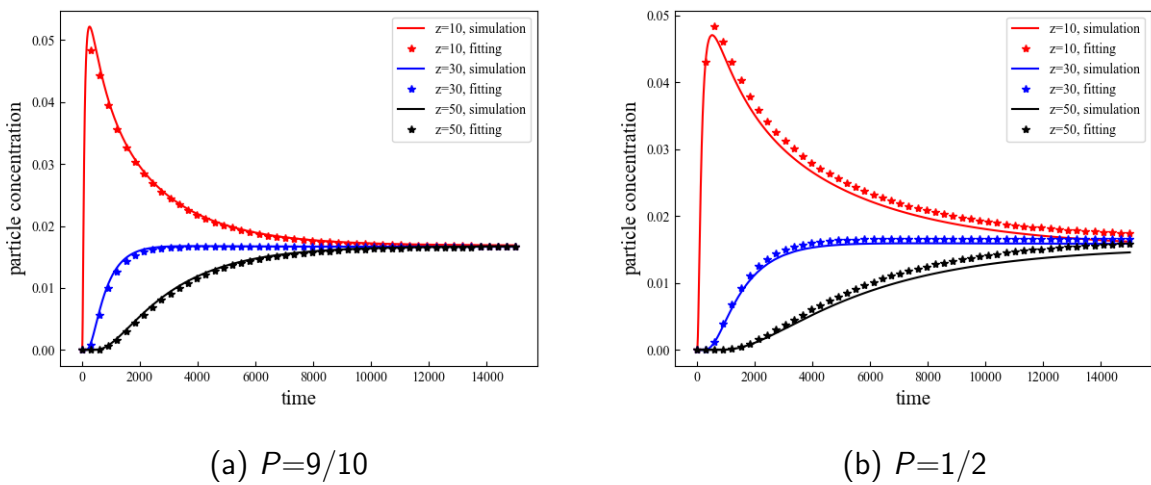


Fig. 4. Simulation and fitting results of particles migration when $P \neq 1$.

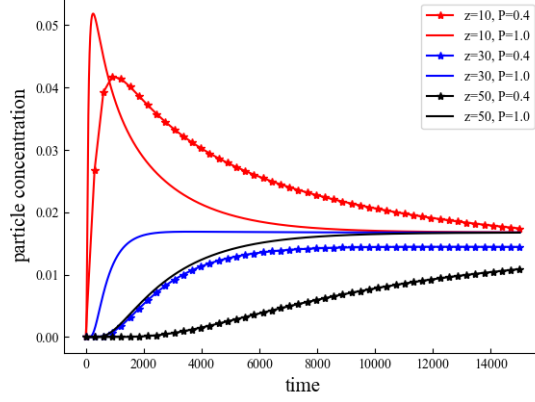


Fig. 5. Comparison of particles migration when $P=1$ and $P=2/5$.

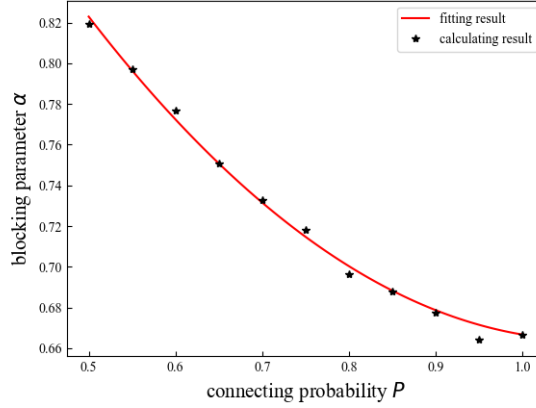


Fig. 6. Relation between P and α .

5. Conclusions

Particle migration in porous media has been studied from the mesoscopic level in this research and three conclusions are drawn:

(1) Particle motion in mesoscopic level can be treated as a random walk and that corresponding to diffusion-convection equation in macroscopic level. Diffusion and convection coefficients can be written as $D = S_D(p) \cdot B(\alpha) \cdot F_D(\lambda, \tau^*)$ and $q = S_q(p) \cdot B(\alpha) \cdot F_q(\lambda, \tau^*)$. Relations between S_D , S_q and p have been gotten by theory and simulation as $S_D = (p - 1/2)(-0.73713p + 0.44179) + 1/2$ and $S_q = 2p - 1$;

(2) Percolation theory is implemented to study the influence of connectivity on the particle migration. Diffusion-convection equation can be used to describe particle migration in porous

media only if the connecting probability of percolation model $P \geq 0.5$. Under this circumstance, the relation between blocking parameter α and P is gotten by simulation as $\alpha = (P-1)(0.4821P-0.5536) + 2/3$;

(3) Blocking effect becomes manifest and its influence on particle migration tends to be non-linear when $P < 0.5$. Diffusion-convection equation is not applicable in this situation.

Author declarations

Conflict of interest: The authors have no conflicts to disclose.

Data availability: The data that support the findings of this study are available within the article.

Acknowledgements

We express our sincere thanks to the referees for their valuable comments. This work has been supported by the National Natural Science Foundation of China under Grant No. 52208378, the Natural Science Foundation of Hunan Province of China under Grant No. 2022JJ40566.

References

- [1] Reichstein M., Bahn M., Ciais P. et al. Climate extremes and the carbon cycle. *Nature* 500, 287-295 (2013).
- [2] Atangana A. Fractional operators with constant and variable order with application to geohydrology. Academic Press (2018).
- [3] Hinds W.C., Zhu Y.F. Aerosol technology: properties, behavior, and measurement of airborne particles. Wiley (2022).
- [4] Chandrasekhar S. Stochastic problems in physics and astronomy. *Review of Modern Physics* 15(1), 1 (1943).
- [5] Bird R.B., Stewart W.E., Lightfoot E.N. Transport Phenomena. Wiley (2009).

- [6] Davis P.D., Parbrook G.D., Kenny G.N.C. Basic physics and measurement in anaesthesia (fourth edition). Butterworth-Heinemann, Oxford (1995).
- [7] Schaap M.G. Percolation theory for flow in porous media. Springer, Berlin (2005).
- [8] Broadbent S.R., Hammersly J.M. Percolation processes. Proceedings of the Cambridge Philosophical 53, 629-641 (1957).
- [9] Christensen K. Percolation theory. Imperial College London, London (2002).