

Fluctuations and stability of a fast driven Otto cycle

Ana Laura Gramajo¹, Elisabetta Paladino², Jukka Pekola³, Rosario Fazio^{1,4}

¹ *The Abdus Salam International Center for Theoretical Physics, Strada Costiera 11, 34151 Trieste, Italy*

² *Dipartimento di Fisica e Astronomia Ettore Majorana, Università di Catania, Via S. Sofia 64, 95123 Catania, Italy*

³ *QTF Centre of Excellence, Department of Applied Physics, Aalto University, P.O. Box 15100, FI-00076 Aalto, Finland*

⁴ *Dipartimento di Fisica, Università di Napoli "Federico I", Monte S. Angelo, I-80126 Napoli, Italy*

(Dated: February 8, 2023)

We investigate the stochastic dynamics of a thermal machine realized by a fast-driven Otto cycle. By employing a stochastic approach, we find that system coherences strongly affect fluctuations depending on the thermodynamic current. Specifically, we observe an increment in the system instabilities when considering the heat exchanged with the cold bath. On the contrary, the cycle precision improves when the system couples with the hot bath, where thermodynamic fluctuations reduce below the classical Thermodynamic Uncertainty Relation bound. Violation of the classical bound holds even when a dephasing source couples with the system. We also find that coherence suppression not only restores the cycle cooling but also enhances the convergence of fluctuation relations by increasing the entropy production of the reversed process. An additional analysis unveiled that the stochastic sampling required to ensure good statistics increases for the cooling cycle while downsizes for the other protocols. Despite the simplicity of our model, our results provide further insight into thermodynamic relations at the stochastic level.

I. INTRODUCTION

The constantly growing field of emerging new technologies has prompted the interest in understanding of quantum effects of energy manipulation. The miniaturization of thermal machines due to the fast development of new technologies has led to an intense investigation on how thermodynamics manifests at nanoscales [1–7]. In this context, quantum thermal machine models offer a simple route to understand (and consequently exploit) how small quantum systems exchange energy with thermal reservoirs. Quantum engines have been already explored in a large variety of physical systems like spins [8–12], cold atoms [13, 14], diamonds [15], superconducting devices [16–19], trapped ions [20–23], and optomechanical devices [24]. Furthermore, recent works have shown that quantum thermal machines may also offer a promising route for the optimization of quantum hardware, examples are related to methods to purify a qubit on a quantum processing unit [25] or the verification of certain thermodynamics in a related setting [26].

As physical systems are scaled down, fluctuations in thermodynamic quantities, such as heat or work, may become significant and cannot any longer be disregarded [27–29]. Stochastic schemes offer a well-suited description of these systems allowing the treatment of thermodynamics quantities as random variables [30–32], which may be described, in the quantum realm, in terms of quantum trajectories [33–36]. Within this approach, for a specific trajectory, the system dynamics breaks down in a subtle evolution governed by a non-hermitian Hamiltonian disrupted by quantum jumps between the system states. Experimentally, quantum trajectories can be accessed by continuously monitoring the system [37], and their observation has already been demonstrated in

experiments based on superconducting devices [38–40]. Among various proposals, Ref.[41] recently reported a novel measurement protocol to access heat exchanges. The authors studied the main characteristics of the jump trajectories in a superconducting setup consisting of a qubit coupled to a heat bath realized as a resistor. Here, the resistor behaves as a nanocalorimeter continuously monitored using fluorescent measurements, where changes in the resistor temperature unveil whether a photon is absorbed or emitted.

In the past few years, stochastic schemes have become a powerful tool for studying non-equilibrium quantum systems [42–44]. Several works studied a set of universal fluctuation relations (FRs) that imposes strict restrictions on the stochastic distribution of thermodynamic quantities [28, 45–48]. Although FRs are universal, they require sufficient sampling from the initial ensemble, causing poor convergence in many situations [49–51]. Recent findings have shown that the thermodynamic cost of generating a specific dissipative process restricts the dispersion of observables [52–58]. The irreversible entropy production thus sets a lower bound to the signal-to-noise ratio, better known as the Thermodynamic Uncertainty Relation (TUR). Indeed, the stability and dispersion of thermodynamic currents play a relevant role in determining the thermal machine performance [59–62].

Quantum thermal machines operate at scales where the quantum mechanics dominates the system dynamics. One may expect that quantum coherence may play an important role in energy exchanges. Nevertheless, it has not yet been well-established whether coherence offers an advantage in thermal machine performance [63–66]. An increasing number of studies have found that quantum coherence may enhance the collective capabilities of heat

engines [5, 67–71] and refrigerators [67, 72–75]. It has also shown that quantum coherences may reduce thermodynamic fluctuations below the classical bound [76–82]. In particular, recent studies discussed the optimization of thermal machines in fast driving regimes [83, 84]. Via optimal control of sudden quenches, the authors demonstrated that an Otto cycle operating as a heat engine or as a refrigerator universally achieves the maximum power and the maximum cooling rate, respectively. In this direction, Ref.[85] proposed a driving protocol based on a sudden cycle scheme that avoids the creation of coherence and restores the cooling in a fast Otto cycle.

Motivated by the works of Refs. [83, 85], we study the stochastic characteristics of an Otto cycle realized by a two-level system (TLS) driven by sudden quenches. We focus on studying the effects of coherence in the stochastic properties of our working medium. We describe the stochastic dynamic using the well-known Monte Carlo Wave Function (MCWF) method [34], which allowed us to successfully compute the probability distribution of heat exchanges and entropy production.

This work is organized as follows. In Sec.II, we present the basic principle design of our fast-driven Otto cycle. The open-system dynamics, using a Lindblad equation, is described in Sec.III. Here, we compute numerically and analytically the averaged energetic exchanges and study the role of system coherences in cooling in our fast Otto cycle. We identify the different operating regimes and briefly discuss the effects of adding a dephasing noise source into the cycle dynamics. The stochastic approach is described in Sec.IV. We start by presenting the main features of the MCWF method. We then move forward and study the coherence effects on the stochastic characteristics of the fluctuation realtions. The stability of the machines is analyzed by looking at the TURs. The final remarks and conclusions are given in Sec.V.

II. THE OTTO ENGINE

The Otto cycle we are going to analyze in the paper shown in Fig.1. It consists of a Two-Level System (TLS) alternatively coupled to cold and hot thermal baths at temperatures T_C and T_H , respectively. The Hamiltonian of the working substance (the two level system) is given by

$$H_\alpha = -E_0(q_\alpha \sigma_z + \Delta \sigma_x), \quad (1)$$

with $\alpha = H, C$, E_0 the overall energy scale, Δ the splitting energy, and q_α the control parameter. The eigenstates of H_α are $|g\rangle_\alpha = \left(\sqrt{1-\eta_\alpha} |+\rangle + \sqrt{1+\eta_\alpha} |-\rangle \right) / \sqrt{2}$ and $|e\rangle_\alpha = \left(\sqrt{1+\eta_\alpha} |+\rangle - \sqrt{1-\eta_\alpha} |-\rangle \right) / \sqrt{2}$ respectively, where $|\pm\rangle$ are eigenstates of σ_z with eigenvalues ± 1 . Here, $\eta_\alpha = (q_\alpha/\Delta) / \sqrt{1+(q_\alpha/\Delta)^2}$. The energy level spacing is given by $\Delta E_\alpha = 2E_0 \sqrt{q_\alpha^2 + \Delta^2}$.

As illustrated in Fig.1(a), the Otto cycle is composed by four strokes: (i) the control parameter is initially set to

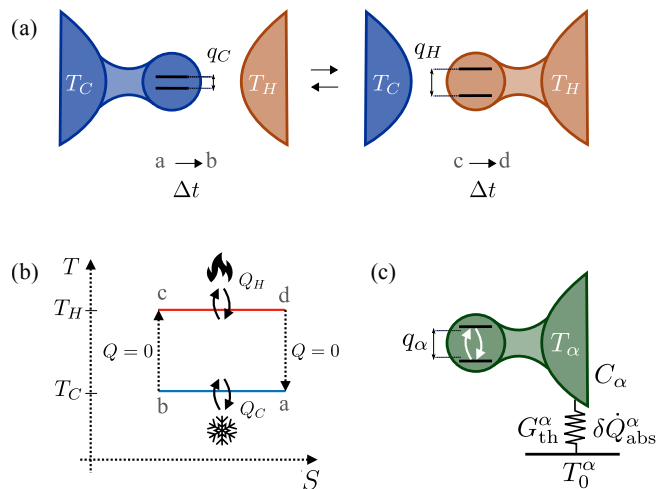


FIG. 1. (a) Schematic plot of the cooling cycle. The TLS couples alternately to one of the baths at a time. The interaction of the TLS with each bath is controlled by the level separation. (b) Cycle diagram. Temperature versus entropy. The system contacts the thermal reservoirs only in the strokes $a \rightarrow b$ and $c \rightarrow d$. There is no dissipation of heat during the strokes $b \rightarrow c$ and $d \rightarrow a$. (c) Model of the measurement setup for each α -th-bath. C_α and G_{th}^α are the heat capacity of the absorber and the thermal conductance to the super bath, respectively. $\delta \dot{Q}_{\text{abs}}^\alpha$ is the instantaneous heat current on the absorber. See text for further details.

$q_\alpha = q_C$ and the TLS couples to the cold bath for the time interval Δt ($a \rightarrow b$), (ii) after that time, the energy level spacing is expanded by a sudden change on the control parameter $q_\alpha : q_C \rightarrow q_H$ ($b \rightarrow c$), (iii) the TLS now couples to the hot bath for the same time interval Δt ($c \rightarrow d$), after which, (iv) the energy level spacing is abruptly compressed, i.e., $q_\alpha : q_H \rightarrow q_C$ ($d \rightarrow a$). An equivalent description of our Otto cycle can be done using a temperature-entropy (T-S) diagram. Furthermore, as sketched in Fig.1(b), the system exchanges energy with thermal baths only in isothermal strokes, i.e., $a \rightarrow b$ and $c \rightarrow d$. Alternatively, the sudden changes on the control parameter $q_\alpha : q_C \leftrightarrow q_H$ ($b \rightarrow c$ and $d \rightarrow a$) are described as isentropic processes. Finally, Fig.1(c), illustrating some details of the measurement protocols [41], will be discussed later in the paper.

III. AVERAGE HEAT AND WORK - LINDBLAD DYNAMICS

If one is interested in the average energy exchanges taking place during the cycle, it is sufficient to consider the dynamics of the density matrix ρ of the TLS. The thermalization processes taking place in the isothermal strokes $a \rightarrow b$ and $c \rightarrow d$ can be described using a simple

Lindblad evolution,

$$\begin{aligned} \dot{\rho} = & -\frac{i}{\hbar}[H_\alpha, \rho] + \sum_k \left[L_{k,\alpha} \rho L_{k,\alpha}^\dagger - \frac{1}{2} \{L_{k,\alpha}^\dagger L_{k,\alpha}, \rho\} \right] \\ & + \Gamma_{\phi,\alpha} \left[\rho - \sigma_z \rho \sigma_z \right], \end{aligned} \quad (2)$$

with ρ the density matrix of the TLS and $L_{k,\alpha}$ the jump operators. In this picture, among all possible transitions that the system may undergo due to interactions with the reservoir, we consider the following jump operators

$$\begin{aligned} L_{\uparrow,\alpha} &= \sqrt{\Gamma_{\uparrow,\alpha}} |e\rangle_\alpha \langle g|_\alpha, \\ L_{\downarrow,\alpha} &= \sqrt{\Gamma_{\downarrow,\alpha}} |g\rangle_\alpha \langle e|_\alpha, \end{aligned} \quad (3)$$

with $\{|g\rangle, |e\rangle\}$ the eigenstates basis previously defined. $\Gamma_{\downarrow,\alpha}$ and $\Gamma_{\uparrow,\alpha}$ are the corresponding transition rates, with $\Gamma_{\uparrow,\alpha} = \Gamma_{\downarrow,\alpha} e^{\beta_\alpha \Delta E_\alpha}$. Note that $L_{\downarrow,\alpha}$ and $L_{\uparrow,\alpha}$ will, in fact, induce relaxation through population transfer between the ground and excited states. In Eq.(2), we also consider a dephasing mechanism described by the last term. This mechanism simply leads to a decay of the coherence terms given by the off-diagonal terms of the density matrix ρ . $\Gamma_{\phi,\alpha}$ describes the corresponding decay rate.

After considering the previous description, and using the parametrization $\mathcal{D}_{i,f} = \rho_{gg}^{i,f} - 1/2$, $\mathcal{R}_{i,f} = \text{Re}(\rho_{ge}^{i,f})$, and $\mathcal{I}_{i,f} = \text{Im}(\rho_{ge}^{i,f})$ referred to the initial (i) and final (f) states of the density matrix, the Lindblad equation (2) changes to

$$\begin{aligned} \mathcal{D}_f &= \frac{\Gamma_{\downarrow,\alpha}}{\Gamma_{\Sigma,\alpha}} + \frac{(-\Gamma_{\downarrow,\alpha} + \Gamma_{\Sigma,\alpha}(\mathcal{D}_i + \frac{1}{2}))}{\Gamma_{\Sigma,\alpha}} e^{-\Gamma_{\Sigma,\alpha} \Delta t} - \frac{1}{2}, \\ \mathcal{R}_f &= e^{-\left(\frac{\Gamma_{\Sigma,\alpha}}{2} + 2\Gamma_{\phi,\alpha}\right) \Delta t} \left(\mathcal{R}_i \cos(\varphi_\alpha) - \mathcal{I}_i \sin(\varphi_\alpha) \right), \\ \mathcal{I}_f &= e^{-\left(\frac{\Gamma_{\Sigma,\alpha}}{2} + 2\Gamma_{\phi,\alpha}\right) \Delta t} \left(\mathcal{R}_i \sin(\varphi_\alpha) + \mathcal{I}_i \cos(\varphi_\alpha) \right), \end{aligned} \quad (4)$$

with $\Gamma_{\Sigma,\alpha} = \Gamma_{\downarrow,\alpha} + \Gamma_{\uparrow,\alpha}$ and $\varphi_\alpha = \int_0^{\Delta t} \Delta E_\alpha dt$, which represents the dynamic phase acquired in each isothermal stroke.

We assume that isentropic processes can be modeled by imposing the continuity condition of the density matrix, i.e., $\rho^f = \rho^i$, and express it in the respective eigenstates basis before and after the isentropic strokes $b \rightarrow c$ and $d \rightarrow a$, see Appendix A.

Due to the absence of an input work, the heat exchanged from the system to each reservoir $\langle Q_\alpha \rangle$ equals the change of internal energy $\Delta \mathcal{E}_\alpha$ and can be simply computed as

$$\langle Q_\alpha \rangle = \Delta \mathcal{E}_\alpha = \Delta E_\alpha (\mathcal{D}_f - \mathcal{D}_i). \quad (5)$$

Note the change of internal energy is given by $\Delta \mathcal{E}_\alpha = \langle \mathcal{E}_\alpha(t_f) \rangle - \langle \mathcal{E}_\alpha(t_i) \rangle$, where $\langle \mathcal{E}_\alpha(t) \rangle = \text{Tr}(\rho H_\alpha)$ describes the system energy at time t , with ρ the density matrix of the system. In particular, t_i and t_f are the initial and final times for each isothermal stroke of the cycle. We then get $\langle Q_C \rangle = \Delta E_C (\mathcal{D}_b - \mathcal{D}_a)$ and $\langle Q_H \rangle = \Delta E_H (\mathcal{D}_d - \mathcal{D}_c)$.

From now on, all numerical and analytical plots are obtained for $T_H = 0.42[E_0/k_b]$, $T_C = 0.32[E_0/k_b]$, and $\Gamma = 0.5[E_0]$. These values correspond to typical numbers for superconducting qubits [86–90]. For simplicity, we have chosen $\Gamma_{\downarrow,H} = \Gamma_{\downarrow,C} = \Gamma$. Depending on the choice of the other parameters the engines can operate indifferent regimes.

Refrigerator (incoherent) regime. We first consider protocol $q_\alpha(t) : q_C \rightarrow q_H$ and $\Delta = 0$. Besides the cold and hot reservoirs, we assume the system also couples to a dephasing noise source. For the sake of simplicity, we fixed $\Gamma_{\phi,C} = \Gamma_{\phi,H} = \Gamma_\phi \neq 0$. Within this setup, the solution of Eq.(5) can be easily computed as

$$\langle Q_{C,H} \rangle = -\Delta E_{C,H} \mathcal{F}[\Gamma_C, \Gamma_H, \Delta t], \quad (6)$$

with

$$\begin{aligned} \mathcal{F}[\Gamma_C, \Gamma_H, \Delta t] &= \frac{(\Gamma_{\downarrow}^C \Gamma_{\Sigma,H} - \Gamma_{\downarrow}^H \Gamma_{\Sigma,C})}{\Gamma_{\Sigma,C} \Gamma_{\Sigma,H} (e^{(\Gamma_{\Sigma,C} + \Gamma_{\Sigma,H}) \Delta t} - 1)} \\ &\quad \times (e^{\Gamma_{\Sigma,C} \Delta t} - 1)(e^{\Gamma_{\Sigma,H} \Delta t} - 1). \end{aligned} \quad (7)$$

If $\beta_C \Delta E_C < \beta_H \Delta E_H$, the Otto cycle always operates

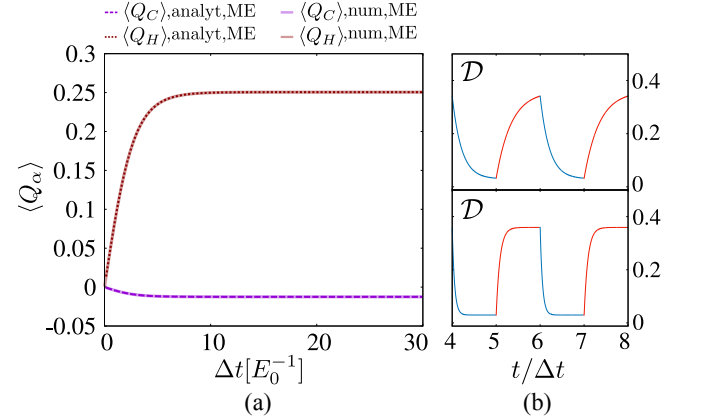


FIG. 2. **Incoherent cycle.** (a) Numerical and analytical plots of heat exchanges $\langle Q_\alpha \rangle$ as a function Δt without dephasing $\Gamma_\phi = 0$. Analytical results are calculated using Eq.(6) and are plotted using dashed lines. (b) Numerical plots of \mathcal{D} as a function of $t/\Delta t$ for $\Delta t = 5[E_0^{-1}]$ (top plot) and $\Delta t = 20[E_0^{-1}]$ (bottom). The other numerical parameters are $T_H = 0.42[E_0/k_b]$, $T_C = 0.32[E_0/k_b]$, and $\Gamma = 0.5[E_0]$, with $\Gamma_{\downarrow,H} = \Gamma_{\downarrow,C} = \Gamma$.

as a refrigerator, i.e., $\langle Q_C \rangle < 0$ and $\langle Q_H \rangle > 0$ [91]. The specific behavior of $\langle Q_\alpha \rangle$ as a function of Δt can be seen in Fig.2(a) for $q_C = 0.019[E_0]$ and $q_H = 0.38[E_0]$. As the time-interval Δt increases, the absolute value of each $\langle Q_\alpha \rangle$ exhibits an exponential increment. Essentially, the system-bath interaction progressively lasts longer, which continuously induces an increase of energetic exchanges. The subsequent saturation of the energy flow for large values of Δt reflects the system thermalization. This is also illustrated in Fig.2(b), where we plot the steady solution \mathcal{D} as function of $t/\Delta t$ for $\Delta t = 5[E_0^{-1}]$ (top) and

$\Delta t = 20[E_0^{-1}]$ (bottom). The results are plotted using blue and red colors to indicate which isothermal strokes they belong. The blue color corresponds to the stroke $a \rightarrow b$, while red corresponds to $c \rightarrow d$.

The heat exchanges, see Eq.(6), are independent on the dephasing noise power $\Gamma_{\phi,\alpha}$ and the dynamic phase φ_α . Indeed, the coherences vanish in the steady state regime. Specifically, we obtain $\mathcal{R}_{a,b,c,d}(t) = \mathcal{I}_{a,b,c,d}(t) = 0$ for any value of $\Gamma_{\phi,\alpha}$ and φ_α thus implying that the cycle operates as an *incoherent* refrigerator.

Coherent regime. Another interesting case to consider is $q_\alpha(t) : 0 \rightarrow q_H$ and $\Delta \neq 0$. Unlike the previous cycle, we now assume that the system is no longer coupled with a dephasing noise source ($\Gamma_{\phi,\alpha} = 0$). In Fig.3, we present the analytical solution of Eq.(4) for $\Delta = 0.019[E_0]$ and $q_H = 0.38[E_0]$.

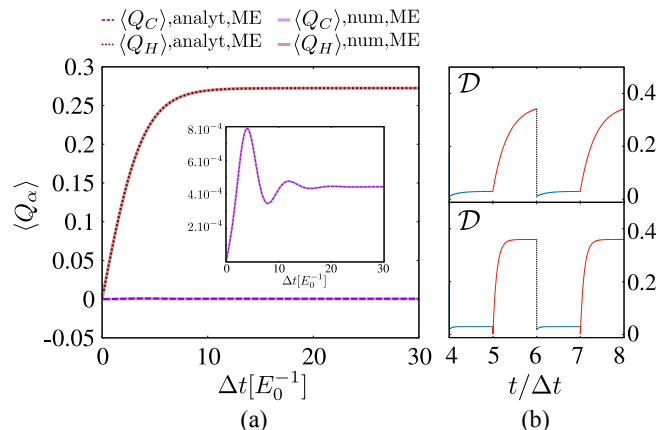


FIG. 3. **Coherent cycle.** (a) Numerical and analytical plots of heat exchanges $\langle Q_\alpha \rangle$ as a function Δt without dephasing $\Gamma_\phi = 0$. In the inset, we report $\langle Q_\alpha \rangle$ as a function of Δt . Analytical results are calculated using Eq.(6) and are plotted using dashed lines. (b) Numerical plots of \mathcal{D} as a function of $t/\Delta t$ for $\Delta t = 5[E_0^{-1}]$ (top plot) and $\Delta t = 20[E_0^{-1}]$ (bottom). The other numerical parameters are the same in Fig.2.

Opposite to the previous case, both baths are now heated, that is, $\langle Q_C \rangle > 0$ and $\langle Q_H \rangle > 0$. A striking feature of this cycle is the oscillating behavior that the heat exchange $\langle Q_C \rangle$ exhibits as a function of Δt . As shown in Fig.3, for small values of Δt , the system reaches a partially thermalized state, for which the dynamic phase $\varphi_C = \Delta E_C \Delta t$ survives dissipation effects. This last result suggests that the system may exhibit coherences, which ultimately facilitates the oscillating behavior of $\langle Q_C \rangle$ as a function of Δt . This is well-illustrated in Fig.4(b), where we plot the time evolution of the off-diagonal elements \mathcal{R} and \mathcal{I} for $\Delta t = 5[E_0^{-1}]$. Notably, the amplitudes of \mathcal{R} and \mathcal{I} are significant when the system couples with the cold bath while negligible when the system couples with the hot bath. Eventually, as Δt increases, the system thermalizes, and the dynamic phase ultimately vanishes.

A natural follow-up question is whether suppression of the coherences due to dephasing processes can restore the

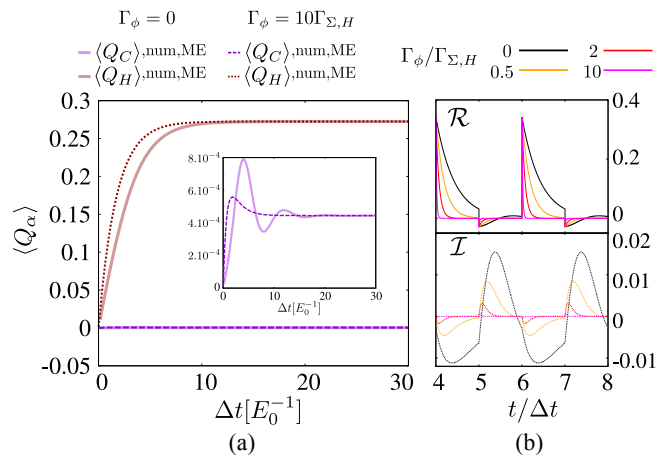


FIG. 4. **Coherent cycle.** (a) Numerical plots of heat exchanges $\langle Q_\alpha \rangle$ as a function Δt including dephasing $\Gamma_\phi = 10\Gamma_{\Sigma,H}$. Comparatively, numerical results from Fig.3(a) are also plotted using bold lines in light colors. In the inset, we report $\langle Q_\alpha \rangle$ as a function of Δt . (b) Numerical plots of \mathcal{R} (top) and \mathcal{I} (bottom) as a function of $t/\Delta t$ for $\Delta t = 5[E_0^{-1}]$ and different values of Γ_ϕ . All numerical results are obtained using the ME approach. The other numerical parameters are the same in Fig.2.

refrigerator regime. To investigate this regime, we now consider that the system couples with a unique dephasing noise source. We set then $\Gamma_{\phi,C} = \Gamma_{\phi,H} = \Gamma_\phi$, with $\Gamma_\phi = 10\Gamma_{\Sigma,H}$.

Surprisingly, as Fig.4(a) shows, despite there being no evidence of time-dependent oscillations (coherences) in $\langle Q_C \rangle$, both baths are still heated. To better understand the system dynamics, in Fig.4(b), we plot the time evolution of the coherence terms \mathcal{R} and \mathcal{I} varying the strengths of dephasing Γ_ϕ for the time-interval $\Delta t = 5[E_0^{-1}]$. From 4(b), it is clear that the amplitude of \mathcal{R} systematically diminishes when Γ_ϕ increases. However, \mathcal{R} does not completely fade away but instead presents sharp peaks at integer values of $t/\Delta t$. Such discontinuities in \mathcal{R} occur at times when the control parameter abruptly compresses or expands. The reason for such behavior is that when $\Delta \neq 0$, this protocol will always lead to jumping operators defined on a distinct basis depending on the isothermal stroke, $L_{k,C} \leftrightarrow L_{k,H}$. This result suggests that coherences can never vanish. In other words the cycle gives heating as a result of the isentropic phases, at least when they are treated as a mere basis change.

IV. FLUCTUATIONS AND STABILITY

As discussed extensively in the literature, one of the key properties of small heat engines is the importance of fluctuations. To this aim, the open system dynamics is now addressed by using a stochastic representation of the Lindblad equation, also known as unraveling [37, 92, 93]. By exploiting this approach, one is able to

determine the probability distribution of thermodynamic quantities, such as heat Q_α . In this work, we employ the MCWF method to compute the energetic exchanges [33–36]. In Appendix B, for completeness, we give a brief description of this method.

Following this stochastic approach, for a specific j th-trajectory and a single k th-jump, it is possible to identify the energy exchange between the system and the bath as

$$\Delta \mathcal{E}_{k,\alpha}^j = \left(\mathcal{E}_\alpha^j(t_k + \delta t) - \mathcal{E}_\alpha^j(t_k - \delta t) \right), \quad (8)$$

with $\mathcal{E}_{k,\alpha}^j(t) = \langle \phi_j(t) | H_\alpha | \phi_j(t) \rangle$ and t_k the time at which a single quantum jump occurs. As mentioned before, because of the absence of an input work, the change of internal energy equals the heat exchange, i.e., $\Delta \mathcal{E}_{k,\alpha}^j = Q_{k,\alpha}^j$. It is thus straightforward to show that the heat $Q_{k,\alpha}^j$ exchanged by the system to the reservoir can be computed as

$$Q_{k,\alpha}^j = -\Delta E_\alpha (\delta_{t_k, t_k^\uparrow} - \delta_{t_k, t_k^\downarrow}), \quad (9)$$

with $\delta_{t_k, t_k^\uparrow/\downarrow}$ the delta of Kronecker and $t_k^\uparrow, t_k^\downarrow$ the times at which an ‘‘up’’ or ‘‘down’’ jump occurs. The system absorbs $+\delta_{t, t_k^\uparrow}$ (or emits $-\delta_{t, t_k^\downarrow}$) a single photon of energy ΔE_α from (or to) the α th-bath. Consequently, if we consider all k th-jumps occurring in a single j th-trajectory, it is possible to define the total heat exchange as

$$Q_\alpha^j = Q_\alpha^{\text{abs},j} + Q_\alpha^{\text{loss},j}, \quad (10)$$

with $Q_\alpha^{\text{abs},j} = \sum_k^{N_\alpha^{\uparrow,j}} Q_{k,\alpha}^j$ and $Q_\alpha^{\text{loss},j} = \sum_k^{N_\alpha^{\downarrow,j}} Q_{k,\alpha}^j$. Here, $N_\alpha^{\uparrow,j}$ and $N_\alpha^{\downarrow,j}$ are the total number of jumps up and down, respectively. Interestingly, from these previous definitions, the ME results can be easily recovered after averaging over N_{traj} random trajectories, $\langle Q_\alpha \rangle = \sum_j^{N_{\text{traj}}} Q_\alpha^j / N_{\text{traj}}$.

Following Ref.[41], in Fig.1(c), we display a simple sketch of the possible measurement process of the energetic exchanges. The measurement device consists of a nanocalorimeter realized by a finite-size absorber at temperature T^α weakly coupled to an infinite bath. The design ensures that changes in the absorber temperature unveil whether a photon is absorbed or emitted. In this manner, we can measure the stochastic heat exchanges of the system by monitoring the absorber temperature.

We now proceed to analyze the stochastic properties of our Otto cycle, focusing on studying the FRs [28, 49] and the TURs [53, 54]. These last are important in assessing how the stability of the engine is affected if one tries to increase the efficiency towards its optimal value. The temperature variations are assumed to be small enough, which allows us to consider constant rates, not depending on the history of previous jumps.

A. Fluctuation relations

Irreversible entropy production is one of the intrinsic characteristics of non-equilibrium systems. To study the fluctuations in the entropy production, namely Σ , one needs to treat Σ as a random variable distributed according to a certain probability distribution $P(\Sigma)$. These distributions satisfy a set of fundamental symmetry relations known as FRs, which can generally be expressed as [28, 45–47, 94]

$$\ln \left(\frac{P[\Sigma; \mathcal{V}]}{\tilde{P}[-\Sigma; \tilde{\mathcal{V}}]} \right) = \Sigma. \quad (11)$$

\mathcal{V} describes the forward driving, while $\tilde{\mathcal{V}}$ corresponds to its time-reversed path. For our cycle, the protocols are simply defined as $\mathcal{V} : q_\alpha(t)$ and $\tilde{\mathcal{V}} : q_\alpha(-t)$. $P[\cdot]$ and $\tilde{P}[\cdot]$ denote the probability distributions for the forward and backward evolution, respectively. In particular, given our cycle, the entropy production can be simply computed as $\Sigma = \beta_C Q_C + \beta_H Q_H$ and obey the FR

$$\langle e^{-\Sigma} \rangle = \int_\Sigma d\Sigma P[\Sigma; \mathcal{V}] e^{-\Sigma} = 1. \quad (12)$$

Note that the integral is defined using the forward probability distribution. It is clear that their convergence depends on stochastic sampling. For our particular cycle, and given the different protocols, one question that naturally arises is: what would be the optimal sampling size for each configuration? In what follows, we shall focus on answering this question by analyzing the role of system coherences in stochastic dynamics.

In order to study the forward and backward evolution, we shall employ the MCWF method following the next steps. For each j th-trajectory, the system is initialized in the excited state $|e\rangle_C$. At the time t_0 , we turn on the driving protocol \mathcal{V} and generate the stochastic dynamics using the MCWF method until t_1 . After this time, we swap the protocols $\mathcal{V} \rightarrow \tilde{\mathcal{V}}$ and let the system stochastically evolves until t_2 . For each evolution, we collect all stochastic heat exchanges and store them in sequence $\mathcal{S} = \{(Q_C^1, Q_H^1), (Q_C^2, Q_H^2), \dots, (Q_C^j, Q_H^j), \dots, (Q_C^{N_{\text{traj}}}, Q_H^{N_{\text{traj}}})\}$, with N_{traj} the total number of random trajectories.

We start by considering the incoherent refrigerator, that is, $q_C = 0.019[E_0]$ and $q_H = 0.38[E_0]$, with $\Delta = 0$. For simplicity, we fixed $\Gamma_\phi = 0$ and $\Delta t = 20[E_0^{-1}]$.

For illustrative purposes, in Fig.5, we plot the probability distribution of Σ for the forward (a) and backward (b) evolution, both obtained after considering 10^5 trajectories. As shown, both probabilities present a very intriguing distribution due to the small number of jumps occurring in each process, i.e., the accessible values of Σ are few.

The forward and backward distribution probabilities are centered at $\langle \Sigma \rangle_f = 0.53$ and $\langle \Sigma \rangle_b = -0.63$, respectively. Here, $\langle \Sigma \rangle_f$ and $\langle \Sigma \rangle_b$ are calculated by simply averaging Σ over all random realizations of each

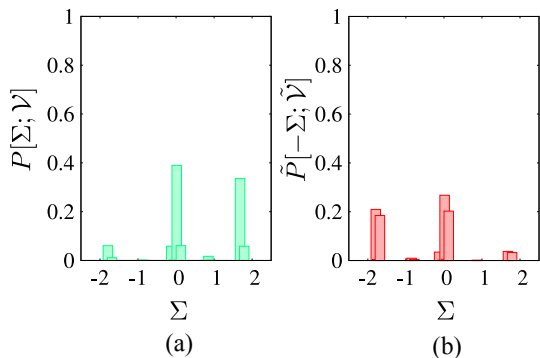


FIG. 5. **Incoherent cycle.** Probability distributions of $\Sigma = \beta_C Q_C + \beta_H Q_H$ for the forward (a) and backward (b) evolution. We fixed $\Delta t = 20[E_0]^{-1}$ and $\Gamma_\phi = 0$. All results are computed by means of MCWF method and considering 10^5 trajectories. The other numerical parameters are the same in Fig. 2.

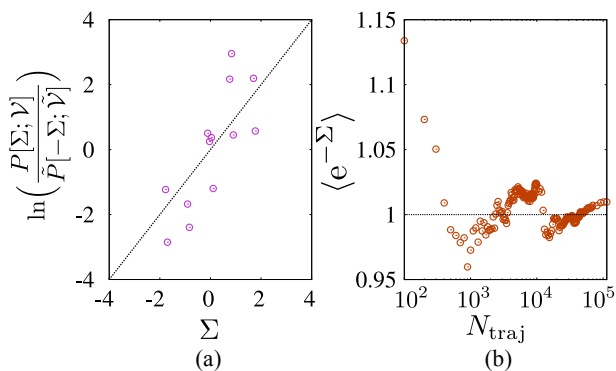


FIG. 6. **Incoherent cycle.** (a) Plot of $\ln(P[\Sigma; \mathcal{V}]/\tilde{P}[-\Sigma; \tilde{\mathcal{V}}])$ as a function of $\Sigma = \beta_C Q_C + \beta_H Q_H$. Theoretical curve plot in dashed line. (b) Plot of $\langle e^{-\Sigma} \rangle$ as a function of number of trajectories N_{traj} . All results are computed by considering 10^5 trajectories. We fixed $\Delta t = 20[E_0]^{-1}$ and $\Gamma_\phi = 0$. The other numerical parameters are the same in Fig. 2.

process in the stationary regime. Likewise, it is possible to compute the variance by following the relation $\text{Var}(\Sigma)_{F,B} = \langle \Sigma^2 \rangle_{F,B} - \langle \Sigma \rangle_{F,B}^2$. We get $\text{Var}(\Sigma)_f = 1.10$ and $\text{Var}(\Sigma)_b = 0.98$, respectively. These results in turn suggest that the distribution $P[\Sigma; \mathcal{V}]$ is wider than $\tilde{P}[-\Sigma; \tilde{\mathcal{V}}]$. Another measure of the difference between the two normalized distributions is relative entropy [95]

$$D[P[\Sigma; \mathcal{V}] | \tilde{P}[-\Sigma; \tilde{\mathcal{V}}]] = \int_{\Sigma} d\Sigma P[\Sigma; \mathcal{V}] \ln \left(\frac{P[\Sigma; \mathcal{V}]}{\tilde{P}[-\Sigma; \tilde{\mathcal{V}}]} \right) = \langle \Sigma \rangle_f. \quad (13)$$

Since entropy production quantifies how dissipative a process is, Eq.(13) reveals that the distinguishability between the two distributions would be more significant for more dissipative processes. Remarkably, Eq.(13) only depends on the averaged value of $\langle \Sigma \rangle_f$, meaning that the degree of distinguishability is independent of the unraveling.

The logarithmic ratio $\ln(P[\Sigma; \mathcal{V}]/\tilde{P}[-\Sigma; \tilde{\mathcal{V}}])$ as a func-

tion of Σ is shown Fig.6(a). The spread of the numerical data around the theoretical expected value decreases, as expected, when the number of trajectories N_{traj} increases. The results presented in Figs.6(a) and (b) suggest that while the logarithmic ratio $\ln(P[\Sigma; \mathcal{V}]/\tilde{P}[-\Sigma; \tilde{\mathcal{V}}])$ requires a significant stochastic sampling, the integral $\langle e^{-\Sigma} \rangle$ may converge for smaller collection of realizations. According to Ref.[95], the convergence of the FR, $\langle e^{-\Sigma} \rangle = 1$, relies on the averaged entropy production $\langle \Sigma \rangle_b$ of the backward processes. The optimal number of trajectories will, indeed, depend on $\langle \Sigma \rangle_b$ of form $N_{\text{op}} \sim \exp[\langle \Sigma \rangle_b]$, meaning that the more dissipative the process, the smaller sampling is needed to ensure the convergence of the integral $\langle e^{-\Sigma} \rangle$.

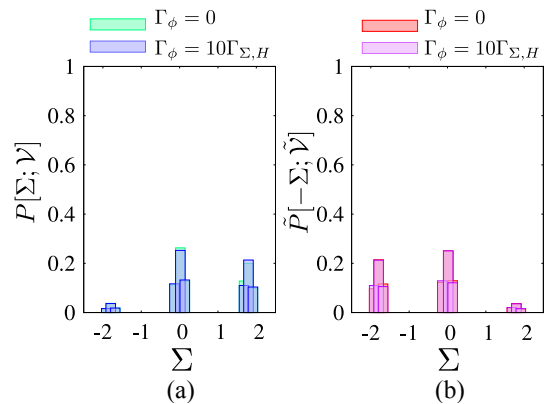


FIG. 7. **Coherent cycle.** Probability distributions of $\Sigma = \beta_C Q_C + \beta_H Q_H$ for the forward (a) and backward (b) evolution. In both panels, we report the cases with ($\Gamma_\phi = 10\Gamma_{\Sigma,H}$) and without ($\Gamma_\phi = 0$) dephasing. We fixed $\Delta t = 20[E_0]^{-1}$. All results are computed by means of MCWF method and considering 10^5 trajectories. The other numerical parameters are the same in Fig. 2.

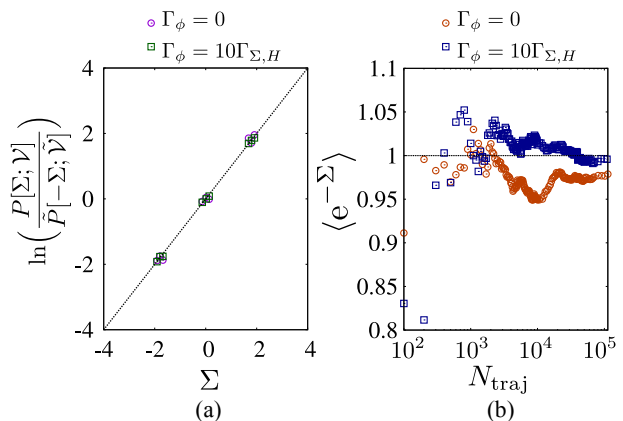


FIG. 8. **Coherent cycle.** (a) Plot of $\ln(P[\Sigma; \mathcal{V}]/\tilde{P}[-\Sigma; \tilde{\mathcal{V}}])$ as a function of $\Sigma = \beta_C Q_C + \beta_H Q_H$. Theoretical curve plot in dashed line. (b) Plot of $\langle e^{-\Sigma} \rangle$ as a function of number of trajectories N_{traj} . All results are computed by considering 10^5 trajectories. We fixed $\Delta t = 20[E_0]^{-1}$ and $\Gamma_\phi = 0$. The other numerical parameters are the same in Fig. 2.

We move outside the refrigerator regime with protocol $q_C = 0$ and $q_H = 20\Delta$, for $\Delta = 0.019[E_0]$ and $\Delta t = 20[E_0]^{-1}$. We analyze the cases of no-dephasing ($\Gamma_\phi = 0$) and strong-dephasing ($\Gamma_\phi = 10\Gamma_\Sigma^H$). All numerical results are computed employing 10^5 realizations.

The distribution probabilities $P[\Sigma; \mathcal{V}]$ and $\tilde{P}[\Sigma; \mathcal{V}]$ plotted in Fig.7 exhibit a similar structure to the ones obtained for the previous case. A striking outcome for the coherent case exposes in Fig.8. While the logarithmic ratio $\ln(P[\Sigma; \mathcal{V}]/\tilde{P}[-\Sigma; \tilde{\mathcal{V}}])$ converges very well for the sampling of N_{traj} realizations (Fig.8(a)), the integral $\langle e^{-\Sigma} \rangle$ does not (Fig.8(b)). Yet, we find that $\langle e^{-\Sigma} \rangle$ convergence becomes faster when the system couples with a dephasing noise source. The explanation for this behavior is rather simple. For such a purpose, it is necessary to compute the reversed entropy production for each case. After averaging over N_{traj} trajectories, we get that $\langle \Sigma \rangle_{B, \Gamma_\phi=10\Gamma_\Sigma^H} = -0.65$ is slightly larger than $\langle \Sigma \rangle_{B, \Gamma_\phi=0} = -0.60$. As expected, the convergence is faster on increasing the dissipative process.

B. Thermodynamic uncertainty relations

Thermodynamic fluctuations strongly affect the dynamics and stability of nanoscale thermal machines. As well-known, thermodynamic uncertainty relations (TURs) impose strict restrictions on the fluctuations of thermodynamic currents, say for example Q_α [52–56, 80],

$$\frac{\text{Var}(Q_\alpha)}{\langle Q_\alpha \rangle^2} \geq \frac{2}{\langle \Sigma \rangle}, \quad (14)$$

with $\text{Var}(Q_\alpha) = \langle Q_\alpha^2 \rangle - \langle Q_\alpha \rangle^2$ and $\langle \Sigma \rangle$ the averaged entropy production. Eq. (14) expresses a trade-off between process precision, quantified by the signal-to-noise ratio (SNR), and dissipation, quantified through the entropy production. As a matter of fact, in order to reduce fluctuations in the heat exchange Q_α and stabilize the cycle, Eq.(14) states that it is necessary to increase dissipation.

In what follows, we study analytically and numerically the behavior of the previous TUR bound for the coherent and incoherent cycles. Recall that, independently of the operating regime, it is possible to range the duration of the isothermal strokes by changing the time interval Δt . In terms of system precision and cycle stabilization, it is thus interesting to explore how the isothermal stroke duration may impact fluctuations of certain heat currents. From now on, and for the sake of simplicity, we will analyze ratio

$$\xi_\alpha = \left(\frac{\text{Var}(Q_\alpha)}{\langle Q_\alpha \rangle^2} \right) / \left(\frac{2}{\langle \Sigma \rangle} \right).$$

Eq.(14) now reads $\xi_\alpha \geq 1$.

We employ, also in this case, the MCWF method to compute the numerical results. The averaged entropy

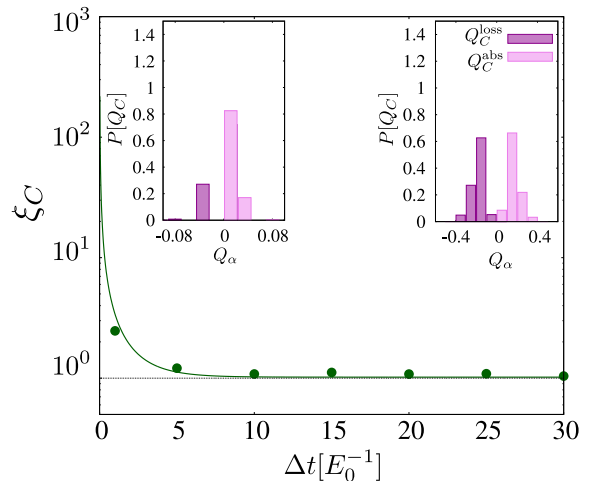


FIG. 9. **Incoherent cycle.** (a) Numerical and analytical plots of the ratio ξ_C as a function Δt for the case of $\Gamma_\phi = 0$. Numerical results are plotted using points, while analytical results are plotted using bold lines. Inset plots depict the distribution probability of Q_C for $\Delta t[E_0^{-1}] = 1$ and $\Delta t[E_0^{-1}] = 20$, respectively. All the numerical results are obtained considering $3 \cdot 10^4$ trajectories. We fixed $\Gamma_\phi = 0$. The other numerical parameters are the same in Fig.2.

production computes as $\langle \Sigma \rangle = \beta_C \langle Q_C \rangle + \beta_H \langle Q_H \rangle$, with $\langle Q_\alpha \rangle$ defined in Eq.(5), while the variance is given by

$$\text{Var}(Q_\alpha) = \left(\Delta E_\alpha \right)^2 \left[\frac{1}{2} - \left(\mathcal{D}_f + \mathcal{D}_i \right)^2 \right], \quad (15)$$

with $\mathcal{D}_{i,f}$ the solutions of Eq.(4). See Appendix C for further details.

In Fig.9, we plot the ratio ξ_C as a function of Δt without including dephasing, $\Gamma_\phi = 0$. Here, we consider the incoherent refrigerator, i.e., $q_C = 0.019[E_0]$, $q_H = 0.38[E_0]$, and $\Delta = 0$. Due to the numerical cost, we only plot a few numerical points, each obtained using $3 \cdot 10^6$ trajectories. Any deviation from the analytical curves is due to poor statistics. Note that $\xi_C = \xi_H$ as shown in Appendix D.

It is interesting to note that the ratio ξ_C is significant for small Δt , while it saturates for longer time intervals. As mentioned in Sec.III, this specific dynamic stems from the thermalization process itself and, as we shall show, reflects in the stochastic results. From the inset plots, it is clear that for short time intervals Δt , the number of jumps allowed in the system is insignificant. Nevertheless, when Δt increases, the system experiences additional energetic exchanges, which enhances the statistics and reduces the standard deviation of the probability distribution $P[Q_C]$. In contrast, in the case of prolonged time intervals, $P[Q_C]$ remains unchanged since the system thermalizes, thus interrupting the energetic exchanges.

When considering the coherent cycle, we find that the process precision for the thermodynamic current Q_C worsens, i.e., the ratio ξ_C increases (see Fig.10). Al-

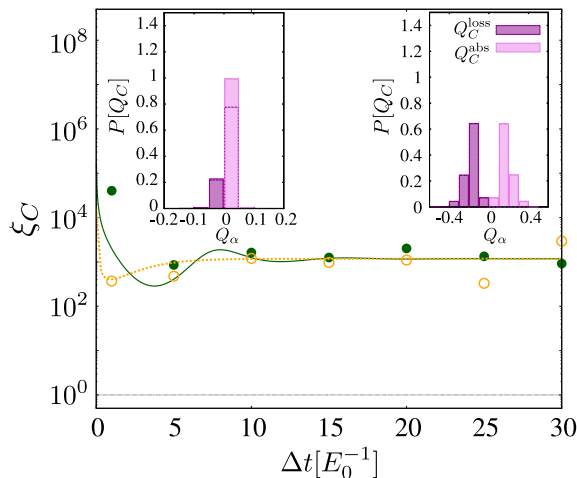


FIG. 10. **Coherent cycle.** Numerical and analytical plots of the ratio ξ_C as a function Δt for the cases of $\Gamma_\phi = 0$ (green) and $\Gamma_\phi = 10\Gamma_{\Sigma,H}$ (orange). Numerical results are plotted using points, while analytical results are plotted using bold lines. Inset plots depict the distribution probability of Q_C for $\Delta t[E_0^{-1}] = 1$ and $\Delta t[E_0^{-1}] = 20$, respectively. Histograms plotted in bold lines correspond to $\Gamma_\phi = 0$, while histograms plotted in dashed lines correspond to $\Gamma_\phi = 10\Gamma_{\Sigma,H}$. All the numerical results are obtained by considering 3.10^4 trajectories. We fixed $\Gamma_\phi = 0$. The other numerical parameters are the same in Fig. 2.

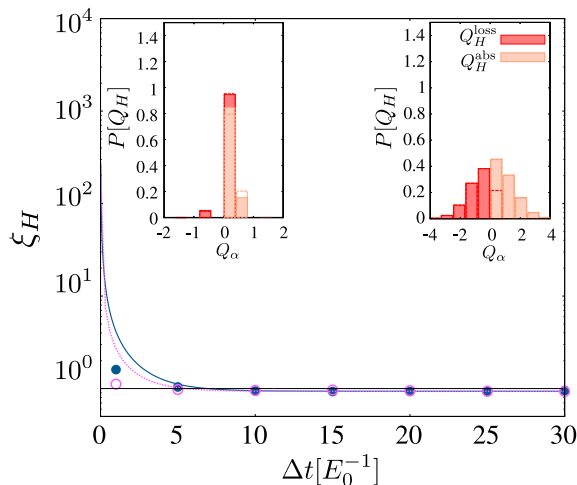


FIG. 11. **Coherent cycle.** Numerical and analytical plots of the ratio ξ_H as a function Δt for the cases of $\Gamma_\phi = 0$ (blue) and $\Gamma_\phi = 10\Gamma_{\Sigma,H}$ (magenta). Numerical results are plotted using points, while analytical results are plotted using bold lines. Inset plots depict the distribution probability of Q_H for $\Delta t[E_0^{-1}] = 1$ and $\Delta t[E_0^{-1}] = 20$, respectively. Histograms plotted in bold lines correspond to $\Gamma_\phi = 0$, while histograms plotted in dashed lines correspond to $\Gamma_\phi = 10\Gamma_{\Sigma,H}$. All the numerical results are obtained by considering 3.10^4 trajectories. The other numerical parameters are the same in Fig. 2.

though not shown, an additional numerical analysis unveiled that such an increment in ξ_C is mainly due to a reduction in $\langle Q_C \rangle$ since the variance $\text{Var}(Q_C)$ remains

almost unchanged for both regimes. As clearly shown in Fig. 3, the average heat $\langle Q_C \rangle$ decreases in the presence of coherences. Indeed, it is easy to prove that average heat exchange explicitly depends on coherences as $\langle Q_C \rangle = \Delta E_C \mathcal{R}_c$, see Appendix D.

The remarkable result emerging from the coherent case is that system coherences reduce the thermodynamic fluctuations of Q_H below the classical bound for large values of Δt , see Fig. 11. Similar results have been observed in previous works [80–82]. Interestingly, when a dephasing source noise couples to the system, we find that thermodynamic fluctuations remain unaffected. In fact, whereas $\Delta t \gg 1/(\Gamma_{\Sigma,\alpha}/2 + 2\Gamma_{\phi,\alpha})$, we successfully prove that the ratios ξ_C and ξ_H both compute as

$$\xi_{C,H} = \frac{\left[\frac{1}{2} - \mathcal{R}_{c,a}^2\right]}{\mathcal{R}_{c,a}^2 (\Delta E_C \mathcal{R}_c - \Delta E_H \mathcal{R}_a)}, \quad (16)$$

regardless of the value of Γ_ϕ . See Appendix D for further details.

V. CONCLUSIONS

We studied the dynamics of a fast-driven Otto cycle operating under different regimes. Specifically, by employing a Lindbladian approach, we successfully identified the refrigerator and non-refrigerator cycles. The results of this first study support previous ideas that optimal refrigeration can be realized by mimicking classical dynamics via a simple incoherent sudden cycle [18]. In fact, we proposed an alternative fast-driving protocol for which the system behaves as an incoherent refrigerator, where all system coherences in the steady state regime are suppressed. The protocol consists of a sudden variation of the control parameter q_α , followed by a complete cancelation of the detuning energy Δ .

Further stochastic analysis revealed that the suppression of coherence not only restores the cooling in the cycle but also increases or decreases the quantum fluctuations of certain thermodynamic currents. Specifically, when analyzing the stochastic characteristics of the heat exchange Q_C , we found that the system precision worsens when system coherences are strong. Although, for the same cycle protocol, we observed the opposite behavior for the heat exchange Q_H . Here, the current instabilities reduce, even below the classical TUR bound (14) [80, 82].

Interestingly, we found that, for all regimes, the cycle stabilizes when we fix a long time interval Δt . In other words, system precision improves when the isothermal strokes of the thermal machine operate for long periods. Here, the system thermalizes, and the entropy production reaches its maximum value. Since the energetic exchanges cease for long values of Δt , the probability distributions of Q_α remain unchanged, setting fixed values of the SNR $\text{Var}(Q_\alpha)/\langle Q_\alpha \rangle^2$.

We provided evidence that coherence may reduce the entropy production for irreversible processes. On the one

hand, we found this mechanism minimizes typical random deviations in FRs due to poor statistics. On the contrary, when we analyzed the behavior of the integral $\langle e^{-\Sigma} \rangle$ as a function of the stochastic sampling, our results revealed the convergence of the equality $\langle e^{-\Sigma} \rangle = 1$ presents a slower rate than for the incoherent cycle. These results correlate favorably with Ref.[95].

Our research has highlighted the role of system coherences in small thermal machines. As shown in our work, the stochastic approach provides a powerful tool for investigating possible instabilities in the cycle. In fact, the evidence from this study points towards the idea that coherence plays a relevant role in thermodynamic fluctuations and fluctuation relations.

ACKNOWLEDGMENTS

We acknowledge Michele Campisi for insightful discussions. The work of R.F. has been supported by a Google Quantum Research Award. R.F. acknowledges that his research has been conducted within the framework of the Trieste Institute for Theoretical Quantum Technologies (TQT). E. P. acknowledges the QUANTERA project SiUCs and COST Action CA 21144 superqumap. E.P. also acknowledges ICTP for the hospitality.

Appendix A: Lindblad equation

By replacing the jumps operators $L_{\beta,\alpha}$, $\beta = \uparrow, \downarrow, \phi$, into Eq.(2), we get the following set of uncoupled equations

$$\begin{aligned}\dot{\rho}_{gg} &= -\Gamma_{\Sigma,\alpha}\rho_{gg} + \Gamma_{\downarrow}^{\alpha}, \\ \dot{\rho}_{ge} &= -\left(\frac{\Gamma_{\Sigma,\alpha}}{2} + 2\Gamma_{\phi,\alpha}\right)\rho_{ge},\end{aligned}\quad (\text{A1})$$

with $\Gamma_{\Sigma,\alpha} = \Gamma_{\uparrow,\alpha} + \Gamma_{\downarrow,\alpha}$, $\alpha = H, C$ The solution of Eq.(A1) is thus

$$\begin{aligned}\rho_{gg}^f &= \frac{\Gamma_{\downarrow,\alpha}}{\Gamma_{\Sigma,\alpha}} + \frac{(-\Gamma_{\downarrow,\alpha} + \Gamma_{\Sigma,\alpha}\rho_{gg}^i)}{\Gamma_{\Sigma,\alpha}}e^{-\Gamma_{\Sigma,\alpha}\Delta t}, \\ \rho_{ge}^f &= e^{-\left(\frac{\Gamma_{\Sigma,\alpha}}{2} + 2\Gamma_{\phi,\alpha}\right)\Delta t}e^{i\varphi_{\alpha}}\rho_{ge}^i.\end{aligned}\quad (\text{A2})$$

Here, $\varphi_{\alpha} = \int_0^{\Delta t} \Delta E_{\alpha} dt = \Delta E_{\alpha} \Delta t$ is the dynamic phase acquired in each leg of the cycle.

For the following calculations, it will be useful to parametrize the density matrix as:

$$\begin{pmatrix} \rho_{gg} & \rho_{ge} \\ \rho_{ge}^* & 1 - \rho_{gg} \end{pmatrix} \rightarrow \begin{pmatrix} \mathcal{D} + \frac{1}{2} & \mathcal{R} + i\mathcal{I} \\ \mathcal{R} - i\mathcal{I} & \frac{1}{2} - \mathcal{D} \end{pmatrix}\quad (\text{A3})$$

where $\mathcal{D} = \rho_{gg} - 1/2$, $\mathcal{R} = \text{Re}(\rho_{ge})$, and $\mathcal{I} = \text{Im}(\rho_{ge})$. Eq.(A2) thus transforms to a coupled system of equation

of form

$$\begin{aligned}\mathcal{D}_f &= \frac{\Gamma_{\downarrow,\alpha}}{\Gamma_{\Sigma,\alpha}} + \frac{(-\Gamma_{\downarrow,\alpha} + \Gamma_{\Sigma,\alpha}(\mathcal{D}_i + \frac{1}{2}))}{\Gamma_{\Sigma,\alpha}}e^{-\Gamma_{\Sigma,\alpha}\Delta t} - \frac{1}{2}, \\ \mathcal{R}_f &= e^{-\left(\frac{\Gamma_{\Sigma,\alpha}}{2} + 2\Gamma_{\phi,\alpha}\right)\Delta t} \left(\mathcal{R}_i \cos(\varphi_{\alpha}) - \mathcal{I}_i \sin(\varphi_{\alpha}) \right), \\ \mathcal{I}_f &= e^{-\left(\frac{\Gamma_{\Sigma,\alpha}}{2} + 2\Gamma_{\phi,\alpha}\right)\Delta t} \left(\mathcal{R}_i \sin(\varphi_{\alpha}) + \mathcal{I}_i \cos(\varphi_{\alpha}) \right).\end{aligned}\quad (\text{A4})$$

Taking into account each thermalization stroke, we obtain the following set of equations:

$$\begin{aligned}\mathcal{D}_b &= \frac{\Gamma_{\downarrow,C}}{\Gamma_{\Sigma,C}} + \frac{(-\Gamma_{\downarrow,C} + \Gamma_{\Sigma,C}(\mathcal{D}_a + \frac{1}{2}))}{\Gamma_{\Sigma,C}}e^{-\Gamma_{\Sigma,C}\Delta t} - \frac{1}{2}, \\ \mathcal{R}_b &= e^{-\left(\frac{\Gamma_{\Sigma,C}}{2} + 2\Gamma_{\phi,C}\right)\Delta t} \left(\mathcal{R}_a \cos(\varphi_C) - \mathcal{I}_a \sin(\varphi_C) \right), \\ \mathcal{I}_b &= e^{-\left(\frac{\Gamma_{\Sigma,C}}{2} + 2\Gamma_{\phi,C}\right)\Delta t} \left(\mathcal{R}_a \sin(\varphi_C) + \mathcal{I}_a \cos(\varphi_C) \right), \\ \mathcal{D}_d &= \frac{\Gamma_{\downarrow,H}}{\Gamma_{\Sigma,H}} + \frac{(-\Gamma_{\downarrow,H} + \Gamma_{\Sigma,H}(\mathcal{D}_c + \frac{1}{2}))}{\Gamma_{\Sigma,H}}e^{-\Gamma_{\Sigma,H}\Delta t} - \frac{1}{2}, \\ \mathcal{R}_d &= e^{-\left(\frac{\Gamma_{\Sigma,H}}{2} + 2\Gamma_{\phi,H}\right)\Delta t} \left(\mathcal{R}_c \cos(\varphi_H) - \mathcal{I}_c \sin(\varphi_H) \right), \\ \mathcal{I}_d &= e^{-\left(\frac{\Gamma_{\Sigma,H}}{2} + 2\Gamma_{\phi,H}\right)\Delta t} \left(\mathcal{R}_c \sin(\varphi_H) + \mathcal{I}_c \cos(\varphi_H) \right).\end{aligned}\quad (\text{A5})$$

The isentropic processes are modeled by simply imposing the continuity condition of the density matrix, i.e., $\rho^f = \rho^i$. The relation between the elements of the final and initial density matrix is given by $\rho_{kl}^f = \sum_{k'l'} \rho_{k'l'}^i \langle k|k'\rangle \langle l'|l\rangle$ with kl and $k'l'$ the indexes of the new and old bases, respectively. In our case, the transformation $\rho_{kl}^f \rightarrow \rho_{k'l'}^i$ must done for the strokes $b \rightarrow c$ and $d \rightarrow a$. For our cycle, we then get

$$\begin{aligned}\mathcal{D}_c &= \left(\eta_C \eta_H + \sqrt{1 - \eta_C^2} \sqrt{1 - \eta_H^2} \right) \mathcal{D}_b \\ &\quad + \left(\eta_C \sqrt{1 - \eta_H^2} - \eta_H \sqrt{1 - \eta_C^2} \right) \mathcal{R}_b, \\ \mathcal{R}_c &= \left(-\eta_C \sqrt{1 - \eta_H^2} + \eta_H \sqrt{1 - \eta_C^2} \right) \mathcal{D}_b \\ &\quad + \left(\eta_C \eta_H + \sqrt{1 - \eta_C^2} \sqrt{1 - \eta_H^2} \right) \mathcal{R}_b, \\ \mathcal{I}_c &= \mathcal{I}_b \\ \mathcal{D}_a &= \left(\eta_C \eta_H + \sqrt{1 - \eta_C^2} \sqrt{1 - \eta_H^2} \right) \mathcal{D}_d \\ &\quad + \left(-\eta_C \sqrt{1 - \eta_H^2} + \eta_H \sqrt{1 - \eta_C^2} \right) \mathcal{R}_d, \\ \mathcal{R}_a &= \left(\eta_C \sqrt{1 - \eta_H^2} - \eta_H \sqrt{1 - \eta_C^2} \right) \mathcal{D}_d \\ &\quad + \left(\eta_C \eta_H + \sqrt{1 - \eta_C^2} \sqrt{1 - \eta_H^2} \right) \mathcal{R}_d, \\ \mathcal{I}_a &= \mathcal{I}_d,\end{aligned}\quad (\text{A6})$$

Appendix B: Monte Carlo Wave Function method

Without going into further details, the MCWF method consists of the following two elements. For a specific

j th-realization of the stochastic process, the system is described as a pure state $|\phi_j(t)\rangle$, which at time $t + \delta t$ evolves as

$$|\phi_j(t + \delta t)\rangle = \begin{cases} \frac{C_{0,\alpha}|\phi_j(t)\rangle}{\sqrt{\delta p_\alpha(t)}} & \text{with probability } \delta p_\alpha(t) \\ \frac{C_{k,\alpha}|\phi_j(t)\rangle}{\sqrt{\delta p_k(t)}} & \text{with probability } \delta p_{k,\alpha}(t) \end{cases} \quad (\text{B1})$$

The evolution operators are defined as $C_{0,\alpha} = 1 - i\delta t H/\hbar$ and $C_{k,\alpha} = \sqrt{\delta t} L_{k,\alpha}$, with $H = H_\alpha - i\hbar \sum_m C_{k,\alpha}^\dagger C_{k,\alpha}$ and $L_{k,\alpha}$ the jump operators given in Eq.(2). Since $C_{0,\alpha}$ and $C_{k,\alpha}$ are non Hermitians, for each case, the wavefunction evolution is followed by a normalization given by the norms $\sqrt{\delta p_\alpha(t)}$ and $\sqrt{\delta p_k(t)}$, with $\delta p_\alpha(t) = \sum_k \delta p_{k,\alpha}(t)$ and $\delta p_{m,\alpha}(t) = \delta t \langle \phi_j(t) | C_{k,\alpha}^\dagger C_{k,\alpha} | \phi_j(t) \rangle$. The time step δt is chosen to be sufficiently small in order to satisfy $\delta p_\alpha \ll 1$.

Eq.(B1) basically states that, given a specific j th-trajectory, one part of the system evolves as a smooth function governed by a non-hermitian Hamiltonian H , while, between $[t, t + \delta t]$, the system $|\phi_j(t)\rangle$ can experience random jumps occurring with probability $\delta p_{k,\alpha}(t)$ and defined by the jump operators $C_{k,\alpha}$.

Appendix C: Variance

To obtain an analytical expression of variance $\text{Var}(Q_\alpha)$, we need to go a step further. We start by defining the cumulant generating function of E_α ,

$$C_{E_\alpha}(\lambda) = \ln\langle e^{\lambda H_\alpha} \rangle. \quad (\text{C1})$$

In this way, we have

$$\begin{aligned} \langle E_\alpha \rangle &= \frac{\partial C_{E_\alpha}(\lambda)}{\partial \lambda}, \\ \text{Var}(E_\alpha) &= \frac{\partial^2 C_{E_\alpha}(\lambda)}{\partial^2 \lambda}. \end{aligned} \quad (\text{C2})$$

After evaluating the Hamiltonian H_α into $C_{E_\alpha}(\lambda)$, Eq.(C2) changes to

$$\begin{aligned} \langle E_\alpha \rangle &= -\frac{\Delta E_\alpha}{2} (2\rho_{gg} - 1), \\ \text{Var}(E_\alpha) &= \left(\frac{\Delta E_\alpha}{2}\right)^2 - \langle E_\alpha \rangle^2. \end{aligned} \quad (\text{C3})$$

The mean value of $\langle Q_\alpha \rangle = \langle E_\alpha^f \rangle - \langle E_\alpha^i \rangle$ is thus $\langle Q_\alpha \rangle = \Delta E_\alpha (\rho_{gg}^f - \rho_{gg}^i) = \Delta E_\alpha (\mathcal{D}_f - \mathcal{D}_i)$ with $\mathcal{D}^{f,i} = \rho_{gg}^{f,i} - 1/2$. This last expression perfectly matches with Eq.(6).

In the case of $\text{Var}(Q_\alpha)$, we employ the identity $\text{Var}(aX + bY) = a^2\text{Var}(X) + b^2\text{Var}(Y) + 2ab\text{Cov}(X, Y)$,

obtaining

$$\begin{aligned} \text{Var}(Q_\alpha) &= \text{Var}(E_\alpha^f) + \text{Var}(E_\alpha^i) - 2\text{Cov}(E_\alpha^f, E_\alpha^i), \\ &= 2\left(\frac{\Delta E_\alpha}{2}\right)^2 - \langle E_\alpha^f \rangle^2 - \langle E_\alpha^i \rangle^2 - 2\text{Cov}(E_\alpha^f, E_\alpha^i), \\ &= 2\left(\frac{\Delta E_\alpha}{2}\right)^2 - \left(\frac{\Delta E_\alpha}{2}\right)^2 (2\rho_{gg}^f - 1)^2 \\ &\quad - \left(\frac{\Delta E_\alpha}{2}\right)^2 (2\rho_{gg}^i - 1)^2 - 2\text{Cov}(E_\alpha^f, E_\alpha^i), \\ &= 2\left(\frac{\Delta E_\alpha}{2}\right)^2 - (\Delta E_\alpha)^2 (\mathcal{D}_f^2 + \mathcal{D}_i^2) \\ &\quad - 2\text{Cov}(E_\alpha^f, E_\alpha^i). \end{aligned} \quad (\text{C4})$$

The $\text{Cov}(E_\alpha^f, E_\alpha^i)$ can be simply computed as follows

$$\text{Cov}(E_\alpha^f, E_\alpha^i) = \frac{\partial^2 C_{E_\alpha^i, E_\alpha^f}(\lambda_i, \lambda_f)}{\partial \lambda_i \partial \lambda_f}, \quad (\text{C5})$$

with

$$C_{E_\alpha^i, E_\alpha^f}(\lambda_i, \lambda_f) = \ln\langle e^{\lambda_i H_\alpha \delta t_{t_i} + \lambda_f H_\alpha \delta t_{t_f}} \rangle. \quad (\text{C6})$$

We get then

$$\text{Cov}(E_\alpha^f, E_\alpha^i) = (\Delta E_\alpha)^2 \mathcal{D}_i \mathcal{D}_f, \quad (\text{C7})$$

Finally, the variance can be written as

$$\begin{aligned} \text{Var}(Q_\alpha) &= 2\left(\frac{\Delta E_\alpha}{2}\right)^2 - (\Delta E_\alpha)^2 (\mathcal{D}_f^2 + \mathcal{D}_i^2) \\ &\quad - 2\left(\frac{\Delta E_\alpha}{2}\right)^2 \mathcal{D}_i \mathcal{D}_f, \\ &= 2\left(\frac{\Delta E_\alpha}{2}\right)^2 - (\Delta E_\alpha)^2 (\mathcal{D}_f + \mathcal{D}_i)^2, \\ \text{Var}(Q_\alpha) &= (\Delta E_\alpha)^2 \left[\frac{1}{2} - (\mathcal{D}_f + \mathcal{D}_i)^2 \right]. \end{aligned} \quad (\text{C8})$$

Appendix D: TUR bound

We start by considering the incoherent case. Since $\eta_C, \eta_H = 1$, the continuity conditions (A6) reduce to $\mathcal{D}_b = \mathcal{D}_c$ and $\mathcal{D}_d = \mathcal{D}_a$. The variance for both currents Q_C and Q_H can be simply computed as

$$\text{Var}(Q_{C,H}) = (\Delta E_{C,H})^2 \left[\frac{1}{2} - (\mathcal{D}_b + \mathcal{D}_a)^2 \right] \quad (\text{D1})$$

From Eqs.(D1) and (6), it is easy to proof that the ratios ξ_C and ξ_H are equals and compute as

$$\xi_{C,H} = \frac{1}{\Delta E_H - \Delta E_C} \frac{\left[\frac{1}{2} - (\mathcal{D}_b + \mathcal{D}_a)^2 \right]}{(\mathcal{D}_b - \mathcal{D}_a)^2}, \quad (\text{D2})$$

with $\mathcal{D}_b - \mathcal{D}_a = \mathcal{F}[\Gamma_\downarrow^C, \Gamma_\downarrow^H, \Delta t]$ defined in Eq.(7).

We now move forward and consider the coherent case. For simplicity, we approximate $\eta_H \approx 1$ as $q_H \ll \Delta$. Under this assumption, and following the results in Eq.(A6), the density matrix elements \mathcal{D} and \mathcal{R} for stroke $a \rightarrow b$ transform to $\mathcal{D}_a \approx \mathcal{R}_d$ and $\mathcal{D}_b \approx \mathcal{R}_c$, while for the stroke $c \rightarrow d$, we have $\mathcal{D}_c \approx -\mathcal{R}_b$ and $\mathcal{D}_d \approx -\mathcal{R}_a$. The variances $\text{Var}(Q_C)$ and $\text{Var}(Q_H)$ can be thus expressed as

$$\begin{aligned}\text{Var}(Q_C) &= \left(\Delta E_C\right)^2 \left[\frac{1}{2} - \left(\mathcal{R}_c + \mathcal{R}_d\right)^2\right], \\ \text{Var}(Q_H) &= \left(\Delta E_H\right)^2 \left[\frac{1}{2} - \left(\mathcal{R}_a + \mathcal{R}_b\right)^2\right].\end{aligned}\quad (\text{D3})$$

If we consider the case of large time interval $\Delta t \gg 1/(\Gamma_{\Sigma,\alpha}/2 + 2\Gamma_{\phi,\alpha})$, it is thus possible to neglect the terms $e^{-\left(\frac{\Gamma_{\Sigma,\alpha}}{2} + 2\Gamma_{\phi,\alpha}\right)\Delta t} \cos(\varphi_\alpha) \approx 0$ and $e^{-\left(\frac{\Gamma_{\Sigma,\alpha}}{2} + 2\Gamma_{\phi,\alpha}\right)\Delta t} \sin(\varphi_\alpha) \approx 0$ in Eq.(A5). In this manner, the continuity conditions reduce to $\mathcal{R}_b, \mathcal{R}_d \approx 0$. Eq.(D3)

now reads

$$\text{Var}(Q_{C,H}) = \left(\Delta E_{C,H}\right)^2 \left[\frac{1}{2} - \mathcal{R}_{c,a}^2\right]. \quad (\text{D4})$$

Likewise, the averaged heats $\langle Q_H \rangle$ and $\langle Q_C \rangle$ in Eq.(5) transform as $\langle Q_C \rangle = \Delta E_C(\mathcal{R}_c - \mathcal{R}_d)$ and $\langle Q_H \rangle = \Delta E_H(\mathcal{R}_b - \mathcal{R}_a)$. In particular, we get

$$\langle Q_C \rangle = \Delta E_C \mathcal{R}_c, \quad \langle Q_H \rangle = -\Delta E_H \mathcal{R}_a. \quad (\text{D5})$$

Given the last expressions, averaged entropy production expresses as $\langle \Sigma \rangle = \Delta E_C \mathcal{R}_c - \Delta E_H \mathcal{R}_a$.

The ratios $\xi_{C,H}$ can finally be written as

$$\xi_{C,H} = \frac{\left[\frac{1}{2} - \mathcal{R}_{c,a}^2\right]}{\mathcal{R}_{c,a}^2 \left(\Delta E_C \mathcal{R}_c - \Delta E_H \mathcal{R}_a\right)}. \quad (\text{D6})$$

-
- [1] S. Vinjanampathy and J. Anders, *Contemporary Physics* **57**, 545 (2016), <https://doi.org/10.1080/00107514.2016.1201896>.
- [2] M. M. Ali, W.-M. Huang, and W.-M. Zhang, *Scientific Reports* **10**, 13500 (2020).
- [3] R. Kosloff, *Nature* **15**, 2100 (2013).
- [4] J. P. Pekola, *Nature Physics* **11**, 118 (2015).
- [5] R. Uzdin, A. Levy, and R. Kosloff, *Phys. Rev. X* **5**, 031044 (2015).
- [6] P. Hänggi and F. Marchesoni, *Rev. Mod. Phys.* **81**, 387 (2009).
- [7] J. Goold, M. Huber, A. Riera, L. del Rio, and P. Skrzypczyk, *Journal of Physics A: Mathematical and Theoretical* **49**, 143001 (2016).
- [8] Q. Bouton, J. Nettersheim, S. Burgardt, D. Adam, E. Lutz, and A. Widera, *Nature Communications* **12**, 2063 (2021).
- [9] J. P. S. Peterson, T. B. Batalhão, M. Herrera, A. M. Souza, R. S. Sarthour, I. S. Oliveira, and R. M. Serra, *Phys. Rev. Lett.* **123**, 240601 (2019).
- [10] K. Ono, S. N. Shevchenko, T. Mori, S. Moriyama, and F. Nori, *Phys. Rev. Lett.* **125**, 166802 (2020).
- [11] W. Ji, Z. Chai, M. Wang, Y. Guo, X. Rong, F. Shi, C. Ren, Y. Wang, and J. Du, *Phys. Rev. Lett.* **128**, 090602 (2022).
- [12] D. von Lindenfels, O. Gräß, C. T. Schmiegelow, V. Kaushal, J. Schulz, M. T. Mitchison, J. Goold, F. Schmidt-Kaler, and U. G. Poschinger, *Phys. Rev. Lett.* **123**, 080602 (2019).
- [13] Y. Zou, Y. Jiang, Y. Mei, X. Guo, and S. Du, *Phys. Rev. Lett.* **119**, 050602 (2017).
- [14] J.-P. Brantut, C. Grenier, J. Meineke, D. Stadler, S. Krinner, C. Kollath, T. Esslinger, and A. Georges, *Science* **342**, 713 (2013).
- [15] J. Klatzow, J. N. Becker, P. M. Ledingham, C. Weinzetl, K. T. Kaczmarek, D. J. Saunders, J. Nunn, I. A. Walmsley, R. Uzdin, and E. Poem, *Phys. Rev. Lett.* **122**, 110601 (2019).
- [16] A. Guthrie, C. D. Satrya, Y.-C. Chang, P. Mencil, F. Nori, and J. P. Pekola, *Phys. Rev. Applied* **17**, 064022 (2022).
- [17] A. Ronzani, B. Karimi, J. Senior, Y.-C. Chang, J. T. Peltonen, C. Chen, and J. P. Pekola, *Nature Physics* **14**, 991 (2018).
- [18] J. Pekola and I. Khaymovich, *Annual Review of Condensed Matter Physics* **10**, 193 (2019), <https://doi.org/10.1146/annurev-conmatphys-033117-054120>.
- [19] B. Karimi and J. P. Pekola, *Phys. Rev. B* **94**, 184503 (2016).
- [20] G. Maslennikov, S. Ding, R. Hablützel, J. Gan, A. Roulet, S. Nimmrichter, J. Dai, V. Scarani, and D. Matsukevich, *Nature Communications* **10**, 202 (2019).
- [21] A. O. Niskanen, Y. Nakamura, and J. P. Pekola, *Phys. Rev. B* **76**, 174523 (2007).
- [22] J. Roßnagel, S. T. Dawkins, K. N. Tolazzi, O. Abah, E. Lutz, F. Schmidt-Kaler, and K. Singer, *Science* **352**, 325 (2016).
- [23] N. Van Horne, D. Yum, T. Dutta, P. Hänggi, J. Gong, D. Poletti, and M. Mukherjee, *npj Quantum Information* **6**, 37 (2020).
- [24] K. Zhang, F. Bariani, and P. Meystre, *Phys. Rev. Lett.* **112**, 150602 (2014).
- [25] A. Solfanelli, A. Santini, and M. Campisi, *AVS Quantum Science* **4**, 026802 (2022), <https://doi.org/10.1116/5.0091121>.
- [26] A. Solfanelli, A. Santini, and M. Campisi, *PRX Quantum* **2**, 030353 (2021).
- [27] M. Esposito, U. Harbola, and S. Mukamel, *Rev. Mod. Phys.* **81**, 1665 (2009).
- [28] M. Campisi, P. Hänggi, and P. Talkner, *Rev. Mod. Phys.* **83**, 771 (2011).
- [29] G. Verley, M. Esposito, T. Willaert, and C. Van den Broeck, *Nature Communications* **5**, 4721 (2014).
- [30] J. M. Horowitz, *Phys. Rev. E* **85**, 031110 (2012).
- [31] U. Seifert, *Phys. Rev. Lett.* **95**, 040602 (2005).
- [32] U. Seifert, *The European Physical Journal B* **64**, 423 (2008).

- [33] J. Dalibard, Y. Castin, and K. Mølmer, *Phys. Rev. Lett.* **68**, 580 (1992).
- [34] K. Mølmer and Y. Castin, *Quantum and Semiclassical Optics: Journal of the European Optical Society Part B* **8**, 49 (1996).
- [35] T. A. Brun, *American Journal of Physics* **70**, 719 (2002), <https://doi.org/10.1119/1.1475328>.
- [36] C. W. Gardiner, A. S. Parkins, and P. Zoller, *Phys. Rev. A* **46**, 4363 (1992).
- [37] G. Manzano and R. Zambrini, *AVS Quantum Science* **4**, 025302 (2022), <https://doi.org/10.1116/5.0079886>.
- [38] Z. K. Mineev, S. O. Mundhada, S. Shankar, P. Reinhold, R. Gutiérrez-Jáuregui, R. J. Schoelkopf, M. Mirrahimi, H. J. Carmichael, and M. H. Devoret, *Nature* **570**, 200 (2019).
- [39] K. W. Murch, S. J. Weber, C. Macklin, and I. Siddiqi, *Nature* **502**, 211 (2013).
- [40] R. Vijay, D. H. Slichter, and I. Siddiqi, *Phys. Rev. Lett.* **106**, 110502 (2011).
- [41] B. Karimi and J. P. Pekola, *Phys. Rev. Lett.* **124**, 170601 (2020).
- [42] H. M. Friedman, B. K. Agarwalla, and D. Segal, *New Journal of Physics* **20**, 083026 (2018).
- [43] M. Campisi, J. Pekola, and R. Fazio, *New Journal of Physics* **17**, 035012 (2015).
- [44] I. A. Martínez, É. Roldán, L. Dinis, D. Petrov, J. M. R. Parrondo, and R. A. Rica, *Nature Physics* **12**, 67 (2016).
- [45] B. Leggio, A. Napoli, A. Messina, and H.-P. Breuer, *Phys. Rev. A* **88**, 042111 (2013).
- [46] M. Esposito, U. Harbola, and S. Mukamel, *Rev. Mod. Phys.* **81**, 1665 (2009).
- [47] D. Gupta, C. A. Plata, and A. Pal, *Phys. Rev. Lett.* **124**, 110608 (2020).
- [48] G. Manzano, J. M. Horowitz, and J. M. R. Parrondo, *Phys. Rev. X* **8**, 031037 (2018).
- [49] C. Jarzynski, *Phys. Rev. Lett.* **78**, 2690 (1997).
- [50] S. Yukawa, *Journal of the Physical Society of Japan* **69**, 2367 (2000), <https://doi.org/10.1143/JPSJ.69.2367>.
- [51] L. Buffoni and M. Campisi, *Journal of Statistical Physics* **186**, 31 (2022).
- [52] A. C. Barato and U. Seifert, *Phys. Rev. Lett.* **114**, 158101 (2015).
- [53] J. M. Horowitz and T. R. Gingrich, *Nature Physics* **16**, 15 (2020).
- [54] P. Pietzonka, A. C. Barato, and U. Seifert, *Phys. Rev. E* **93**, 052145 (2016).
- [55] P. Pietzonka, F. Ritort, and U. Seifert, *Phys. Rev. E* **96**, 012101 (2017).
- [56] P. Pietzonka and U. Seifert, *Phys. Rev. Lett.* **120**, 190602 (2018).
- [57] T. R. Gingrich, J. M. Horowitz, N. Perunov, and J. L. England, *Phys. Rev. Lett.* **116**, 120601 (2016).
- [58] J. Liu and D. Segal, *Phys. Rev. E* **99**, 062141 (2019).
- [59] A. Rignon-Bret, G. Guarnieri, J. Goold, and M. T. Mitchison, *Phys. Rev. E* **103**, 012133 (2021).
- [60] V. Holubec and A. Ryabov, *Phys. Rev. E* **96**, 030102 (2017).
- [61] V. Holubec, *Journal of Statistical Mechanics: Theory and Experiment* **2014**, P05022 (2014).
- [62] L. d. S. Souza, G. Manzano, R. Fazio, and F. Iemini, *Phys. Rev. E* **106**, 014143 (2022).
- [63] C. L. Latune, I. Sinayskiy, and F. Petruccione, *The European Physical Journal Special Topics* **230**, 841 (2021).
- [64] A. Streltsov, G. Adesso, and M. B. Plenio, *Rev. Mod. Phys.* **89**, 041003 (2017).
- [65] J. J. Park, K.-H. Kim, T. Sagawa, and S. W. Kim, *Phys. Rev. Lett.* **111**, 230402 (2013).
- [66] K. Brandner, M. Bauer, and U. Seifert, *Phys. Rev. Lett.* **119**, 170602 (2017).
- [67] K. Hammam, Y. Hassouni, R. Fazio, and G. Manzano, *New Journal of Physics* **23**, 043024 (2021).
- [68] G. Manzano, R. Silva, and J. M. R. Parrondo, *Phys. Rev. E* **99**, 042135 (2019).
- [69] P. A. Camati, J. F. G. Santos, and R. M. Serra, *Phys. Rev. A* **99**, 062103 (2019).
- [70] N. Killoran, S. F. Huelga, and M. B. Plenio, *The Journal of Chemical Physics* **143**, 155102 (2015), <https://doi.org/10.1063/1.4932307>.
- [71] M. O. Scully, K. R. Chapin, K. E. Dorfman, M. B. Kim, and A. Svidzinsky, *Proceedings of the National Academy of Sciences* **108**, 15097 (2011).
- [72] V. Holubec and T. Novotný, *Journal of Low Temperature Physics* **192**, 147 (2018).
- [73] M. Kilgour and D. Segal, *Phys. Rev. E* **98**, 012117 (2018).
- [74] J.-Y. Du and F.-L. Zhang, *New Journal of Physics* **20**, 063005 (2018).
- [75] L. A. Correa, J. Palao, D. Alonso, and G. Adesso, *Scientific Reports* **4**, 3949 (2014).
- [76] B. K. Agarwalla and D. Segal, *Phys. Rev. B* **98**, 155438 (2018).
- [77] A. A. S. Kalae, A. Wacker, and P. P. Potts, *Phys. Rev. E* **104**, L012103 (2021).
- [78] P. Menczel, E. Loisa, K. Brandner, and C. Flindt, *Journal of Physics A: Mathematical and Theoretical* **54**, 314002 (2021).
- [79] J. Liu and D. Segal, *Phys. Rev. E* **103**, 032138 (2021).
- [80] A. M. Timpanaro, G. Guarnieri, J. Goold, and G. T. Landi, *Phys. Rev. Lett.* **123**, 090604 (2019).
- [81] A. A. S. Kalae, A. Wacker, and P. P. Potts, *Phys. Rev. E* **104**, L012103 (2021).
- [82] K. Ptaszyński, *Phys. Rev. B* **98**, 085425 (2018).
- [83] P. A. Erdman, V. Cavina, R. Fazio, F. Taddei, and V. Giovannetti, *New Journal of Physics* **21**, 103049 (2019).
- [84] V. Cavina, P. A. Erdman, P. Abiuso, L. Tolomeo, and V. Giovannetti, *Phys. Rev. A* **104**, 032226 (2021).
- [85] J. P. Pekola, B. Karimi, G. Thomas, and D. V. Averin, *Phys. Rev. B* **100**, 085405 (2019).
- [86] W. D. Oliver, Y. Yu, J. C. Lee, K. K. Berggren, L. S. Levitov, and T. P. Orlando, *Science* **310**, 1653 (2005).
- [87] W. D. Oliver and S. O. Valenzuela, *Quantum Information Processing* **8**, 261 (2009).
- [88] J. Koch, T. M. Yu, J. Gambetta, A. A. Houck, D. I. Schuster, J. Majer, A. Blais, M. H. Devoret, S. M. Girvin, and R. J. Schoelkopf, *Phys. Rev. A* **76**, 042319 (2007).
- [89] D. M. Berns, M. S. Rudner, S. O. Valenzuela, K. K. Berggren, W. D. Oliver, L. S. Levitov, and T. P. Orlando, *Nature* **455**, 51 EP (2008).
- [90] J. Clarke and F. K. Wilhelm, *Nature* **453**, 1031 (2008).
- [91] A. Solfanelli, M. Falsetti, and M. Campisi, *Phys. Rev. B* **101**, 054513 (2020).
- [92] H. Carmichael, *An open systems approach to quantum optics, Lecture Notes in Physics Monographs* (Springer, Berlin, Heidelberg, 1993).
- [93] H. M. Wiseman and G. J. Milburn, *Quantum Measurement and Control* (Cambridge University Press, 2009).
- [94] M. Campisi, *Journal of Physics A: Mathematical and*

Theoretical **47**, 245001 (2014).

[95] C. Jarzynski, Phys. Rev. E **73**, 046105 (2006).