
Federated Variational Inference Methods for Structured Latent Variable Models

Conor Hassan
Centre for Data Science
Queensland University of Technology
conordaniel.hassan@hdr.qut.edu.au

Robert Salomone
Centre for Data Science
Queensland University of Technology
robert.salomone@qut.edu.au

Kerrie Mengersen
Centre for Data Science
Queensland University of Technology
k.mengersen@qut.edu.au

Abstract

Federated learning methods enable model training across distributed data sources without data leaving their original locations and have gained increasing interest in various fields. However, existing approaches are limited, excluding many structured probabilistic models. We present a general and elegant solution based on structured variational inference, widely used in Bayesian machine learning, adapted for the federated setting. Additionally, we provide a communication-efficient variant analogous to the canonical FedAvg algorithm. The proposed algorithms' effectiveness is demonstrated, and their performance is compared with hierarchical Bayesian neural networks and topic models.

1. Introduction

Federated learning (FL) is an algorithm class that allows for distributed machine learning across multiple data sources without requiring aggregation of data in a single location (McMahan et al., 2017; Kairouz et al., 2021). FL approaches involve multiple communication rounds of information between respective data sources, referred to herein as *silos*, and a centralized *server*. FL has significant potential for real-world applications that require secure, privacy-preserving models such as in healthcare (Rieke et al., 2020; Xu et al., 2021), mobile computing (Lim et al., 2020), and internet-of-things (Khan et al., 2021).

This work considers the setting of Bayesian FL for *probabilistic* models. Various algorithms exist for the Bayesian FL setting, including federated *stochastic variational inference* approaches such as *pFedBayes* (Zhang et al., 2022, 2023), that estimates a *global model*, which is used as a prior for each silo's *local model*, somewhat regularizing each silo's inference towards a shared inference. Alternative methods include the use of Markov chain Monte Carlo (MCMC) schemes such as stochastic gradient Langevin dynamics (SGLD) (Plassier et al., 2021; El Mekkaoui et al., 2021; Vono et al., 2022), distributed MCMC (Neiswanger et al., 2014; Wang et al., 2015; Scott et al., 2016), posterior moment matching (Al-Shedivat et al., 2021), other inference methods such as expectation propagation (EP) (Ashman et al., 2022; Guo et al., 2023) and surrogate likelihood (Jordan et al., 2018) approaches.

A major limiting factor of model performance in FL settings includes *heterogeneous data* among silos, and *partial silo participation* – only a proportion of silos participate at each iteration of the algorithm. Bayesian FL methods such as *pFedBayes* (Zhang et al., 2022, 2023) and *FedPop* (Kotelevskii et al., 2022) have shown promising results concerning these two issues. *FedPop* is the first paper to the

author’s knowledge that integrates ideas of mixed effect modelling (Gelman and Hill, 2006) into the Bayesian FL area. Each silo estimates its parameters for the final layer of the Bayesian neural network, independent of the other silos. The success of these methods for heterogeneous data is due to the natural integration of the *hierarchical* nature of the data into the chosen probabilistic model.

However, the collection of existing algorithms restricts the types of appropriate models. To the authors’ knowledge, no easily and widely applicable methods exist for models that do not have the structure of having *all* model parameters and latent variables depending on all data observations across all silos. The latter structure (illustrated in Figure 1, center and rightmost) is satisfied by *generalized linear models*, *neural networks*, and *Gaussian process* regression, yet excludes a considerable number of potential models of interest. While FedPop takes a step in this direction, it can only optimize shared parameters and constrains each silo to share the same local latent variable structure.

This work aims to extend the class of models *and* types of inference applicable for Bayesian FL by introducing a general approximation using variational inference techniques. The settings considered are probabilistic graphical models of the form

$$\mathbf{Z}_G \sim p_{\theta}(\mathbf{Z}_G), \quad (1)$$

$$\mathbf{Z}_{L_j} | \mathbf{Z}_G \stackrel{\text{ind}}{\sim} p_{\theta}(\mathbf{Z}_{L_j} | \mathbf{Z}_G), \quad j = 1, \dots, J \quad (2)$$

$$\mathbf{y}_j | \mathbf{Z}_G, \mathbf{Z}_{L_j} \stackrel{\text{ind}}{\sim} p_{\theta}(\mathbf{y}_j | \mathbf{Z}_{L_j}, \mathbf{Z}_G), \quad j = 1, \dots, J. \quad (3)$$

Above, \mathbf{Z}_G and the collection of \mathbf{Z}_{L_j} are *latent* variables, referred to as *global* and *local* latent variables, respectively. The vector θ is a trainable parameter that parametrizes the probability model. We present the above with maximal generality but note that in many instances, different aspects of the model will use different subsets of θ or perhaps not depend on it. For example, we may have $\theta = (\theta_G^{\top}, \theta_L^{\top})^{\top}$, where θ_G are prior hyperparameters for the global variables, and θ_L are different prior hyperparameters for the individual local variables. In the sequel, the dimension of \mathbf{Z}_G and each \mathbf{Z}_{L_j} are denoted n_G and n_{L_j} , respectively. Each j indexes individual silo-level data \mathbf{y}_j (which may further decompose into individual observations $\mathbf{y}_{j,1}, \dots, \mathbf{y}_{j,N_j}$) and associated silo-level latent variables \mathbf{Z}_{L_j} (again, possibly decomposing as $\mathbf{Z}_{L_j,1}, \dots, \mathbf{Z}_{L_j,N_j}$). The objective of interest is simultaneously optimizing the marginal likelihood

$$p_{\theta}(\mathbf{y}) = \int p_{\theta}(z_G) \prod_{j=1}^J p_{\theta}(\mathbf{y}_j, \mathbf{z}_{L_j} | z_G) dz_{L_j} dz_G, \quad (4)$$

with respect to model parameters θ , whilst also obtaining posterior inferences regarding the distribution of $\mathbf{Z}_G, \mathbf{Z}_{L_1}, \dots, \mathbf{Z}_{L_J} | \mathbf{y}$. Note that in the case that $\theta = \emptyset$, the task reduces to performing fully-Bayesian inference for the posterior distribution over the set of all latent variables. Although each $\mathbf{Z}_{L_j} | \mathbf{Z}_G$ must be conditionally independent, we do not require that they are identically distributed. The same holds for the distribution of each $\mathbf{y}_j | \mathbf{Z}_G, \mathbf{Z}_{L_j}$. The above setting includes many classes of models. Some examples include hierarchical mixed models (Gelman and Hill, 2006), deep latent Gaussian models and variational autoencoders (Kingma and Welling, 2014; Rezende et al., 2014), topic models in the latent Dirichlet allocation family (Blei et al., 2003; Srivastava and Sutton, 2017), and FedPop (Kotelevskii et al., 2022), to name a few.

A further note is that due to the particular type of models under consideration, the interest is in a *generalized* federated learning setting where neither the data nor information regarding the posterior approximation of any local latent variables leaves its silo. The goal, unconsidered in the literature to the authors’ knowledge, is to collaboratively estimate global parameters θ and global latent variables \mathbf{Z}_G , yet simultaneously protect information about local latent variables \mathbf{Z}_{L_j} and data \mathbf{y}_j . We impose this additional restriction as it is crucial to maintain confidentiality when estimating \mathbf{Z}_{L_j} , as latent variables may contain sensitive information about a small proportion of observed data points. Figure 1 illustrates the distinction with previous settings.

This work considers specifically *variational inference* methods, that is, methods that replace the marginal likelihood (4) with a lower-bounding objective. Such methods are elegant in that they are widely applicable to different settings with minimal modifications and are more scalable than traditional inference approaches such as those involving MCMC.

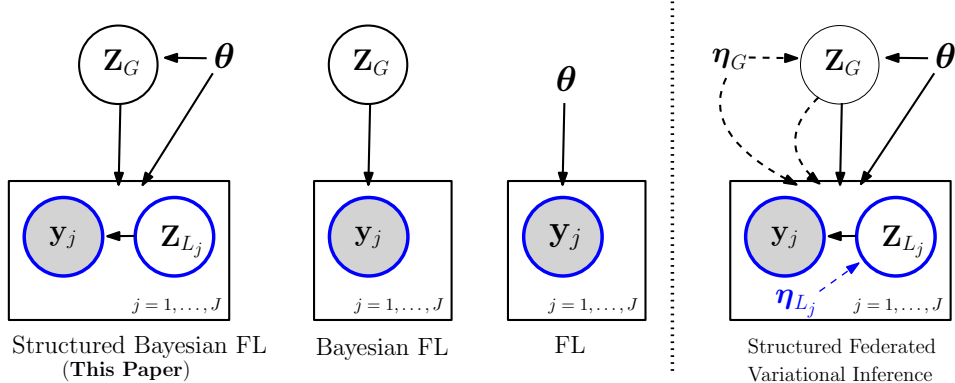


Figure 1: Plate diagrams of different federated learning settings. Variables circled or written in blue are those that do not leave the silo during training. Dashed lines indicate relationships in the variational approximation.

Contribution. The primary contributions of this work are as follows: (i) *Structured Federated Variational Inference* (SFVI); a distributed inference algorithm that is the first approach for the structured Bayesian FL setting, which is invariant to data partitioning across silos, (ii) *SFVI-Avg*: A communication-efficient version of SFVI, analogous to the canonical FL algorithm *FedAvg* (McMahan et al., 2017), and (iii) A numerical study comparing the above two methods featuring high-dimensional classification on MNIST against, and a topic modelling example using the product latent Dirichlet allocation (ProLDA) model.

Paper Layout. Section 2 provides the requisite background surrounding stochastic-gradient VI methods. Section 3 introduces the SFVI algorithm, conditionally-structured variational families, and a communication-efficient SFVI-Avg algorithm. Section 4 contains the numerical experiments, and Section 5 concludes the paper.

Notation. The Hadamard (elementwise) product between two vectors is denoted \odot . Vectors are in bold (e.g., \mathbf{y}), and matrices are in a Romanized script (e.g., \mathbf{X}). The notation $\mathbf{1}$ and $\mathbf{0}$ denotes a column vector of ones or zeros, respectively, of appropriate dimension. Similarly, the notation $\mathbf{0}$ denotes a matrix of zeros where required. For a matrix \mathbf{M} , $\text{vec}(\mathbf{M})$ denotes the vector obtained by stacking the columns of \mathbf{M} .

2. Variational Inference

Variational inference is a class of methods that involve replacing the intractable marginal likelihood (model evidence) term in (4), with a lower-bounding objective function that involves an approximation of the joint posterior over all latent variables, i.e., $\mathbf{Z}|\mathbf{y}$. Note that for the models considered herein, $\mathbf{Z} = (\mathbf{Z}_G^\top, \mathbf{Z}_{L_1}^\top, \dots, \mathbf{Z}_{L_J}^\top)^\top$. The canonical objective for the task is the *evidence lower bound* (ELBO),

$$\mathcal{L}(\boldsymbol{\eta}, \boldsymbol{\theta}) := \mathbb{E}_{\mathbf{Z} \sim q_{\boldsymbol{\eta}}} [\log p_{\boldsymbol{\theta}}(\mathbf{Z}, \mathbf{y}) - \log q_{\boldsymbol{\eta}}(\mathbf{Z})]. \quad (5)$$

Note that if $q_{\boldsymbol{\eta}}(\mathbf{Z}) \equiv p_{\boldsymbol{\theta}}(\mathbf{Z}|\mathbf{y})$, then $\mathcal{L}(\boldsymbol{\eta}, \boldsymbol{\theta}) = p_{\boldsymbol{\theta}}(\mathbf{y})$. In the case of fixed $\boldsymbol{\theta}$, or where $\boldsymbol{\theta} = \emptyset$, the above so-called *variational* objective is equivalent to minimizing the $\text{KL}(q(\mathbf{Z})||p(\mathbf{Z}|\mathbf{y}))$. The distribution $q_{\boldsymbol{\eta}}$ is called the *variational approximation*, or the *variational posterior*, as it approximates the true model posterior for the latent parameters. The standard approach is to maximize the ELBO with respect to both $\boldsymbol{\theta}$ and $\boldsymbol{\eta}$ via stochastic optimization by estimating the gradient of the expected value in (5). The gradient estimator for $\boldsymbol{\theta}$ is straightforward, computing $\nabla_{\boldsymbol{\theta}} \hat{\mathcal{L}}$, where $\hat{\mathcal{L}} := \log p_{\boldsymbol{\theta}}(\mathbf{y}, \mathbf{Z}) - \log q_{\boldsymbol{\eta}}(\mathbf{Z})$ for $\mathbf{Z} \sim q_{\boldsymbol{\eta}}$ is an estimator of \mathcal{L} . However, for the optimization to be practically tenable, low variance estimators of $\nabla_{\boldsymbol{\eta}} \mathcal{L}$ are required. The standard strategy in modern machine learning is to perform optimization using the gradient of (5). To use such an objective in a computationally feasible manner, the *reparameterization gradient estimator*, alternatively known as the *reparameterization trick*, is commonly applied for continuous distributions, which we briefly derive below. Suppose that for $\mathbf{Z} \sim q_{\boldsymbol{\eta}}$, there is a stochastic representation $\mathbf{Z} = f_{\boldsymbol{\eta}}(\boldsymbol{\epsilon})$, $\boldsymbol{\epsilon} \sim q_{\boldsymbol{\epsilon}}$ for

some distribution q_ϵ , such that q_ϵ does not depend on η . Then, writing the expectation with respect to p_ϵ , and subject to mild regularity conditions permitting the exchange of the gradient and expectation operators, a resulting (single-sample) unbiased Monte Carlo estimator of the desired gradient vector is

$$\widehat{\nabla}_\eta \mathcal{L} := \frac{\partial f_\eta(\epsilon)^\top}{\partial \eta} \nabla_{\mathbf{Z}} [\log p_\theta(\mathbf{Z}, \mathbf{y}) - \log q_\eta(\mathbf{Z})], \quad (6)$$

where $\epsilon \sim q_\epsilon$. The estimator in (6) is the *sticking the landing* (STL) gradient estimator (Roeder et al., 2017). Estimators of this form often have a sufficiently low variance to enable stable optimization using only a *single* sample per iteration. The need for a reparametrizable variational family of distributions is not particularly restrictive. Reparametrized forms exist for many distributions, including Gaussian distributions with sparsity in the precision matrix to accommodate conditional independence structures (Tan et al., 2020) and factor covariance structures (Ong et al., 2018). Other families include normalizing flows (Papamakarios et al., 2021), and implicit copula formulations (Tran et al., 2015; Smith and Loaiza-Maya, 2021).

3. Structured Federated Stochastic Variational Inference

We consider variational approximations of the following generative form:

$$\mathbf{Z}_G \sim q_{\eta_G}(\mathbf{Z}_G), \quad (7)$$

$$\mathbf{Z}_{L_j} | \mathbf{Z}_G \stackrel{\text{ind}}{\sim} q_{\eta_{L_j}}(\mathbf{Z}_{L_j} | \mathbf{Z}_G), \quad j = 1, \dots, J, \quad (8)$$

where $\eta = (\eta_G^\top, \eta_{L_1}^\top, \dots, \eta_{L_J}^\top)^\top$ are the variational parameters that parameterize the joint distribution q_η . The above choice is because the conditional independence structure of the variational approximation matches that of the target posterior distribution. Approximations with this property are referred to as *structured*. They are desirable as they can be more parameter efficient and lead to improved model performance (Hoffman and Blei, 2015; Ambrogioni et al., 2021), and are often required to obtain good-quality posterior approximations (Tan and Nott, 2018; Tan et al., 2020; Quiroz et al., 2022). As we will soon demonstrate, this approximation has additional desirable properties for the model class considered in this work while satisfying the requirements of our federated learning setting discussed in the introduction. A critical insight into the structure of the model (1)–(3), as described in Section 1, is that the required computations for the variational approximation above factorize appropriately to enable a federated inference algorithm. The appropriate calculations to demonstrate this are in the supplement.

Algorithm 1 presents the *Structured Federated Variational Inference* (SFVI) algorithm. We highlight that efficient computation of the vector-Jacobian product terms using automatic differentiation frameworks such as JAX (Bradbury et al., 2018) is straightforward.

Remark (SFVI is invariant to data partitioning). By construction, SFVI gives the *same* result as that obtained by performing SFVI using all the data in a *single* silo (or any other partitioning of the data across silos).

3.1 Structured Gaussian Variational Family

Structured Gaussian approximations have been shown to yield good approximations for various models (e.g., Quiroz et al. (2022); Tan and Nott (2018)) and are readily amenable to modelling further conditionally independent structures in the individual \mathbf{Z}_{L_j} via sparse precision matrices. The family of Gaussian distributions are sometimes preferred because they are easier to optimize than more sophisticated families (Dhaka et al., 2021). By employing ideas similar to Tan et al. (2020), who note that a fully-Gaussian approximation can be conditionally structured, we employ a joint Gaussian variational family as follows,

$$\mathbf{Z}_G \sim \mathcal{N}(\boldsymbol{\mu}_G, \Sigma_{GG}), \text{ and } \mathbf{Z}_{L_j} | \mathbf{Z}_G \sim \mathcal{N}\left(\bar{\boldsymbol{\mu}}_j + \mathbf{C}_j(\mathbf{Z}_G - \boldsymbol{\mu}_G), \Sigma_{L_j L_j}\right),$$

for $j = 1, \dots, J$. It is straightforward to show that the above yields that $\mathbf{Z} = (\mathbf{Z}_G^\top, \mathbf{Z}_{L_j}^\top)^\top$ is jointly Gaussian with $\text{Cov}(\mathbf{Z}_G, \mathbf{Z}_{L_j}) = \Sigma_{GG} \mathbf{C}_j$. The reparametrized generative form of the above used in the experiments takes $(\epsilon_G^\top, \epsilon_{L_1}^\top, \dots, \epsilon_{L_J}^\top) \sim \mathcal{N}(\mathbf{0}, \mathbf{I})$, and then sets $\mathbf{Z}_G = \boldsymbol{\mu}_G + \boldsymbol{\sigma}_G \odot \mathbf{L}_G \epsilon_G$, and $\mathbf{Z}_{L_j} = \bar{\boldsymbol{\mu}}_j + \mathbf{C}_j(\mathbf{Z}_G - \boldsymbol{\mu}_G) + \boldsymbol{\sigma}_j \odot \mathbf{L}_j \epsilon_{L_j}$, for $j = 1, \dots, J$, where $\mathbf{L}_G \in \mathbb{R}^{n_G \times n_G}$ and each $\mathbf{L}_j \in \mathbb{R}^{n_{L_j} \times n_{L_j}}$ are lower-unitriangular.

Algorithm 1: SFVI

Input: *Server*: initial parameters θ , initial variational parameters η_G , number of iterations N .

Silos: initial variational parameters η_{L_j} .

Output: Parameters θ , global variational parameters η_G . Each silo j has access to their respective local variational parameters η_{L_j} .

for $i = 1, \dots, N$ **do**

Server computation

 | Draw $\epsilon_G \sim \mathcal{N}(\mathbf{0}, \mathbf{I}_{n_G})$

 | Send $\theta, \eta_G, \epsilon_G$ to each silo

for each silo $j = 1, \dots, J$ **in parallel do**

 | Receive $\theta, \eta_G, \epsilon_G$ from the server

 | Draw $\epsilon_{L_j} \sim \mathcal{N}(\mathbf{0}, \mathbf{I}_{n_{L_j}})$

 | $\mathbf{Z}_G, \mathbf{Z}_{L_j} \leftarrow f_{\eta_G}(\epsilon_G), f_{\eta_{L_j}}(\epsilon_{L_j})$

 | $\eta_{L_j} \leftarrow \text{optimizer.step} \left(\frac{\partial f_{\eta_{L_j}}(\epsilon_G, \epsilon_{L_j})^\top}{\partial \eta_{L_j}} \nabla_{\mathbf{Z}_{L_j}} \log \frac{p_\theta(\mathbf{y}_j | \mathbf{Z}_G, \mathbf{Z}_{L_j})}{q_{\eta_{L_j}}} \right)$

 | $\mathbf{g}_j^\eta \leftarrow \frac{\partial f_{\eta_G}(\epsilon_G)^\top}{\partial \eta_G} \nabla_{\mathbf{Z}_G} \log \frac{p_\theta(\mathbf{y}_j | \mathbf{Z}_G, \mathbf{Z}_{L_j})}{q_{\eta_{L_j}}(\mathbf{Z}_{L_j} | \mathbf{Z}_G)} + \frac{\partial f_{\eta_{L_j}}(\epsilon_G, \epsilon_{L_j})^\top}{\partial \eta_G} \nabla_{\mathbf{Z}_{L_j}} \log \frac{p_\theta(\mathbf{y}_j | \mathbf{Z}_G, \mathbf{Z}_{L_j})}{q_{\eta_{L_j}}(\mathbf{Z}_{L_j} | \mathbf{Z}_G)}$

 | $\mathbf{g}_j^\theta \leftarrow \nabla_\theta \log p_\theta(\mathbf{y}_j, \mathbf{Z}_{L_j} | \mathbf{Z}_G)$

 | Send $\mathbf{g}_j^\theta, \mathbf{g}_j^\eta$ to the server

Server computation

 | Receive $\{\mathbf{g}_j^\theta, \mathbf{g}_j^\eta\}_{j=1}^J$

 | $\mathbf{g}^\theta, \mathbf{g}^\eta \leftarrow \sum_{j=1}^J \mathbf{g}_j^\theta, \sum_{j=1}^J \mathbf{g}_j^\eta$

 | $\theta, \eta_G \leftarrow \text{optimizer.step}(\mathbf{g}^\theta, \mathbf{g}^\eta)$

3.2 SFVI-Avg

SFVI focuses primarily on enabling aspects of probabilistic FL by extending the class of models for which federated analysis is possible. Here, we consider a *communication-efficient* variant of SFVI for the structured model setting. As mentioned, one can view SFVI as an analogue of the baseline *FedSGD* FL algorithm considered in McMahan et al. (2017), who proceed to propose an alternative algorithm called *federated averaging* (FedAvg). The latter involves training a model on individual silos using only data available to the individual silos whilst periodically sharing the model parameters with a central server that aggregates, averages and sends back updated model parameters to the silos to repeat the procedure. McMahan et al. (2017) show that their approach works well for neural network training, which applies only to the standard FL model setting (Figure 1, second from the right).

Here, an algorithm, *SFVI-Avg*, that considers such ideas in the structured Bayesian FL setting is presented. We begin by noting that for the global parameters θ , one can average as usual as in *FedAvg*. However, we consider three additional aspects required for the algorithm to be suitable for variational parameters:

1. **Only quantities regarding the posterior variational approximation of \mathbf{Z}_G need to be averaged.** The local latent variables are only of interest to their silos; their posterior distributions depend only on the data within their silo and the global values \mathbf{Z}_G . Thus if models are fit to an individual silo's data, only the *global* latent variable values need to be averaged.
2. **For averaging to make sense, the model requires additional structure.** While SFVI permits a very general model structure, for any averaging approximation of *distributions* to be accurate concerning the global latent variables \mathbf{Z}_G , all models must use the same likelihood for all N individual observations contained within \mathbf{y} . Sacrificing some generality to capture this effect, we shall assume the simple setting that collections of observations among different silos share a similar latent variable structure and the same likelihood.

Specifically, the model takes the form,

$$\begin{aligned} \mathbf{Z}_G &\sim p_{\theta}(\mathbf{Z}_G), \\ \mathbf{Z}_{L_{j,k}} | \mathbf{Z}_G &\stackrel{\text{iid}}{\sim} p_{\theta}(\mathbf{Z}_{L_{j,k}} | \mathbf{Z}_G), \quad j = 1, \dots, J, \quad k = 1, \dots, N_j \\ \mathbf{y}_{j,k} | \mathbf{Z}_G, \mathbf{Z}_{L_{j,k}} &\stackrel{\text{iid}}{\sim} p_{\theta}(\mathbf{y}_{j,k} | \mathbf{Z}_{L_{j,k}}, \mathbf{Z}_G), \quad j = 1, \dots, J, \quad k = 1, \dots, N_j. \end{aligned}$$

The justification is that in such settings, by multiplying the log-prior terms for $\mathbf{Z}_{L_j} | \mathbf{Z}_G$ and the log-likelihood by a factor of N/N_j where N is the total number of observations across all silos, and N_j are those in the silo currently fitting the model, an approximation to the overall scale of the joint log-density function across all silos is,

$$\log p_{\theta}(\mathbf{Z}_L, \mathbf{y} | \mathbf{Z}_G) \approx \frac{N}{N_j} \sum_{k=1}^{N_j} \nabla_{\theta} \log p_{\theta}(\mathbf{Z}_{L_{j,k}}, \mathbf{y}_{j,k} | \mathbf{Z}_G).$$

3. **The type of averaging matters.** Simply taking parameter averages of the variational parameters will yield strikingly different results depending on the parametrization of the variational family. We thus consider the more principled approach of averaging in *distributional* space instead of *parameter* space. Wasserstein barycenters have been used for posterior averaging in distributed MCMC algorithms (Srivastava et al., 2018; Ou et al., 2021). We use Wasserstein barycenters to average the variational approximation of the global latent variables across silos. Our algorithm is the first to consider such an averaging scheme in the federated learning setting. For a collection of measures $\{\pi_j\}_{j=1}^J$, and $\mathcal{W}(\nu, \pi)$ denoting the Wasserstein metric (Panaretos and Zemel, 2019), the *Wasserstein barycenter* is defined to be $\nu^* = \arg \min_{\nu} \sum_k \mathcal{W}(\nu, \pi_k)^2$. In the case where the elements of $\{\pi_j\}_{j=1}^J$ are all multivariate Gaussian, the barycenter is unique and is itself Gaussian (Mallasto and Feragen, 2017, Theorem 4), with mean vector $\boldsymbol{\mu}_* = J^{-1} \sum_j \boldsymbol{\mu}_j$, and covariance matrix that is the unique solution to the root-finding problem $\Sigma_* = J^{-1} \sum_j (\Sigma_*^{1/2} \Sigma_j \Sigma_*^{1/2})^{1/2}$. The latter can be computed numerically via fixed-point iteration (Álvarez-Esteban et al., 2016)); an implementation is available in the `ott` package (Cuturi et al., 2022). Moreover, in the case in which each Σ_j is diagonal, an analytical solution is available, given by the diagonal matrix $\Sigma_* = \left(J^{-1} \sum_j \Sigma_j^{1/2} \right)^2$.

Taking the above points into account, Algorithm 2 presents *structured federated variational inference with averaging* (SFVI-Avg), indexed by a strictly-positive integer m that determines the number of *local* iterations at each step before averaging.

Remark (Amortized Inference). Both SFVI and SFVI-Avg readily extend to the amortized inference setting (Kingma and Welling, 2014; Rezende and Mohamed, 2015). Here, the variational parameters for the local latent variables are not trained directly but are instead defined via some neural network f_{ϕ} (parameterized by ϕ) called an *inference network*. The inference network parameters ϕ are trained instead of directly training the variational parameters $\boldsymbol{\eta}_{L_j}$ (in our notation, $\phi \in \boldsymbol{\theta}$). The required modifications to the algorithms are straightforward; one simply sets $\boldsymbol{\eta}_{L_{j,k}} = f_{\phi}(\mathbf{y}_{j,k}, \mathbf{Z}_G)$ and hence $\log q(\mathbf{Z}_{L_j} | \mathbf{Z}_G) = \sum_{k=1}^{N_j} \log q(\mathbf{Z}_{L_{j,k}}; f_{\phi}(\mathbf{y}_{j,k}))$.

4. Numerical Experiments

This section presents a series of numerical examples. Their primary aim is to demonstrate the simplicity and flexibility with which the proposed algorithms can fit complex models that could not be used in the FL settings until now. A parallel aim is to assess the performance of the proposed SFVI-Avg algorithm compared to SFVI.

It is worth highlighting that our algorithm(s) can potentially aid the development of complex hierarchical models that can be used in the heterogeneous FL setting, for which inference algorithms have hitherto been unavailable. Such models and inference approaches are considered in the first example. However, while the considered models perform reasonably well and, in some cases, better than two

Algorithm 2: SFVI-Avg(m)

Input: *Server:* initial parameters θ , initial global variational parameters η_G .

Silos: initial local variational parameters η_{L_j} , total observations N , and number of observations for each silo N_j , number of rounds R .

Output: Parameters θ , variational parameters η_G , and η_{L_j} (the latter held by each silo j).

for $i = 1, \dots, R$ **do**

Server computation

 | Send θ, η_G to each silo

for each silo $j = 1, \dots, J$ **in parallel do**

 | Receive θ, η_G from the server

 | $\theta^{(j)}, \eta_G^{(j)} \leftarrow \theta, \eta_G$

 | Update $(\theta^{(j)}, \eta_G^{(j)}, \eta_{L_j})$ via m optimization steps of *local* stochastic-gradient VI using (6) with

$$\nabla_{\theta} \log p_{\theta}(\mathbf{Z}) := \nabla_{\theta} \log p_{\theta}(\mathbf{Z}_G) + \frac{N}{N_j} \nabla_{\theta} \log p_{\theta}(\mathbf{Z}_{L_j}, \mathbf{y}_j | \mathbf{Z}_G)$$

 | Send $\theta^{(j)}, \eta_G^{(j)}$ to the server

Server computation

 | Receive $\{\theta^{(j)}, \eta_G^{(j)}\}_{j=1}^J$

 | $\theta \leftarrow J^{-1} \sum_{j=1}^J \theta^{(j)}$

 | $\eta_G \leftarrow$ Variational parameters corresponding to the Wasserstein barycenter of distributions induced by the parameters $\eta_G^{(j)}$ for $j = 1, \dots, J$.

state-of-the-art methods, it is worth highlighting that we view the primary contribution of this work as providing algorithms that can be used to fit a general class of probabilistic models, unable to be fit in the FL setting up to this point. Determining the optimal hierarchical deep learning model for which to obtain the best results for a federated learning task is beyond the scope of this paper and warrants further investigation.

All experiments use the `adam` optimizer (Kingma and Ba, 2015) as implemented in the `optax` package (Babuschkin et al., 2020). Note that the experiments implicitly compare to a variational approximation using the full data on a single silo, as this is what is given by the SFVI algorithm (see earlier remark).

Additional details about the experiments, as well as additional experiments, can be found in the supplement.

4.1 Hierarchical Bayesian Neural Network for Heterogeneous Data

This example uses the MNIST dataset of handwritten digits (Deng, 2012) in a setting with heterogeneous data partitions. We partition the training and test sets into either 10 or 50 silos, each containing an equal number of observations. However, 90% of each silo’s observations correspond to a single digit (label), with the remaining nine digits being represented approximately uniformly among the remaining 10% of observations. For $i = 1, \dots, 784$, $k = 1, \dots, 64$, and $j = 1, \dots, 10$, the model is $\mu_{ik} \sim \mathcal{N}(0, 1)$, $\sigma \sim \mathcal{N}_+(0, 1)$, $\epsilon_{ik}^{(j)} \sim_{\text{ind}} \mathcal{N}(0, 1)$, $W_{ik}^{(1,j)} = \mu_{ik} + \sigma \epsilon_{ik}^{(j)}$, and $W_{ik}^{(2,j)} \sim_{\text{iid}} \mathcal{N}(0, 1)$. Then, the *personalized* neural network model for silo j is

$$f_j(\mathbf{x}) = \text{softmax} \left(\mathbf{W}^{(2,j)} \text{ReLU} \left(\mathbf{W}^{(1,j)} \mathbf{x} \right) \right).$$

In the above setting, $\mathbf{Z}_G = ((\mu_{ik}), (\sigma_{ik}))$, $\mathbf{Z}_{L_j} = \left(\mathbf{W}^{(1,j)}, \left(\epsilon_{ik}^{(j)} \right) \right)$ for $j = 1, \dots, J$, and $\theta = \emptyset$.

We call this *hierarchical BNN*, as the first layer has a hierarchical structure by sharing a Gaussian prior for the weights of the first layer across silos using a *non-centered parameterization*. Such

Table 1: Test accuracy results for the MNIST example with severe data heterogeneity across silos over five runs. FedSOUL and pFedBayes were run with standard parameters.

Model	Inference	$J = 10$	$J = 50$	Rounds
		Acc. % (std)	Acc. % (std)	
Hierarchical BNN	SFVI -Avg	96.6 (0.68)	93.6 (1.68)	20
	SFVI	97.5 (0.50)	96.0 (1.03)	10^4
Fully-Bayesian FedPop	SFVI-Avg	97.0 (0.62)	94.2 (1.33)	20
	SFVI	97.5 (0.46)	96.2 (1.05)	10^4
FedPop (Kotelevskii et al., 2022)	FedSOUL	97.3 (1.41)	95.4 (8.57)	20
pFedBayes (Zhang et al., 2022)	pFedBayes	94.1 (2.20)	97.1 (1.18)	10

modelling approaches are well-known to be effective in modelling data heterogeneity. For further details, see, for example, Gelman and Hill (2006).

Using a BNN with silo-personalized latent variables for heterogeneous data in the FL setting was introduced in the so-called FedPop model (Kotelevskii et al., 2022). However, limitations of the associated inference algorithm proposed, FedSOUL (again, in (Kotelevskii et al., 2022)) are that the algorithm provides maximum a-posteriori estimates for the global latent variables \mathbf{Z}_G (as opposed to fully-Bayesian inferences) and that the neural net architecture must be the same across silos.

The proposed inference algorithms, SFVI and SFVI-Avg, do not have these limitations and can perform inference on the Hierarchical BNN proposed and a fully-Bayesian version of the FedPop model. We also compare with pFedBayes (Zhang et al., 2022) on this example.

Table 4.1 shows the comparative performance between methods over five (5) independent runs, each involving different partitions of the data among silos created as described at the beginning of this subsection. Of note is that SFVI performs all FL algorithms. The FedSOUL algorithm and the FedPop performs the best concerning test predictive accuracy out of the FL algorithms. However, the standard error of the predictive test accuracy of the FedSOUL algorithm across each of the silo’s test predictive accuracy is much greater than either of the models that were fit using SFVI-Avg.

4.2 Product Latent Dirichlet Allocation

The second experiment considers a topic modelling example. ProdLDA (Srivastava and Sutton, 2017) is a slight modification of the original latent Dirichlet allocation model of Blei et al. (2003), for which Srivastava and Sutton (2017) demonstrates that variational inference methods on ProdLDA outperform classic LDA, even when collapsed-Gibbs MCMC sampling methods are used for the latter. The model is

$$\mathbf{T}_j \sim_{\text{iid}} \text{Dirichlet}(\beta \mathbf{1}_{n_{\text{vocab}}}), \quad j = 1, \dots, n_{\text{topics}},$$

$$\mathbf{W}_k \sim_{\text{iid}} \mathcal{N}(\alpha \mathbf{1}_{n_{\text{topics}}}, \mathbf{1}), \quad k = 1, \dots, n_{\text{docs}},$$

$$c_k | \mathbf{T}, \mathbf{W}_k \sim_{\text{ind}} \text{Multinom}(l_k, \text{softmax}(\mathbf{T} \mathbf{W}_k)), \quad k = 1, \dots, n_{\text{docs}}$$

where $\mathbf{T} := (\mathbf{T}_1, \dots, \mathbf{T}_{n_{\text{topics}}}) \in \mathbb{R}^{n_{\text{vocab}} \times n_{\text{topics}}}$, and l_k denotes the length of (number of word tokens in) document k . Above, $\boldsymbol{\theta} = (\alpha, \beta)$, $\mathbf{Z}_G = (\mathbf{T}_1^\top, \dots, \mathbf{T}_{n_{\text{topics}}}^\top)^\top$, and $\mathbf{Z}_L = (\mathbf{W}_1^\top, \dots, \mathbf{W}_{n_{\text{docs}}}^\top)^\top$. Note that the total dimension is $n_{\text{vocab}} \times n_{\text{topics}}$, and that \mathbf{Z}_L is $n_{\text{topics}} \times n_{\text{docs}}$ dimensional.

The example uses the 20Newsgroups dataset, which contains $n_{\text{docs}} = 18884$ messages obtained from 20 different online newsgroups. The data are preprocessed (stop words are removed, and tokens are lemmatized using the `gensim` package Rehurek and Sojka (2010)) and randomly split equally into three (3) separate imaginary silos. The vocabulary of words is chosen to be the most common 2000 words in the corpus, i.e., $n_{\text{vocab}} = 2000$, and the number of topics $n_{\text{topics}} = 21$. Given the high-dimensionality of the posterior distribution, the overall approximating family is chosen to be a multivariate Gaussian with *diagonal* covariance matrix.

To benchmark model quality across methods, we plot the (*UMass*) *Coherence Score* (Mimno et al., 2011) across topics. Figure 4.2 (a) plots the individual topic coherence values for different training approaches. The results demonstrate that our proposed methods outperform fitting the model to the data in each silo. The SFVI-Avg algorithm with 10^2 communication rounds and 10^3 local steps outperforms SFVI in terms of topic coherence despite the latter attaining a higher ELBO (shown in Figure 4.2 (b)).

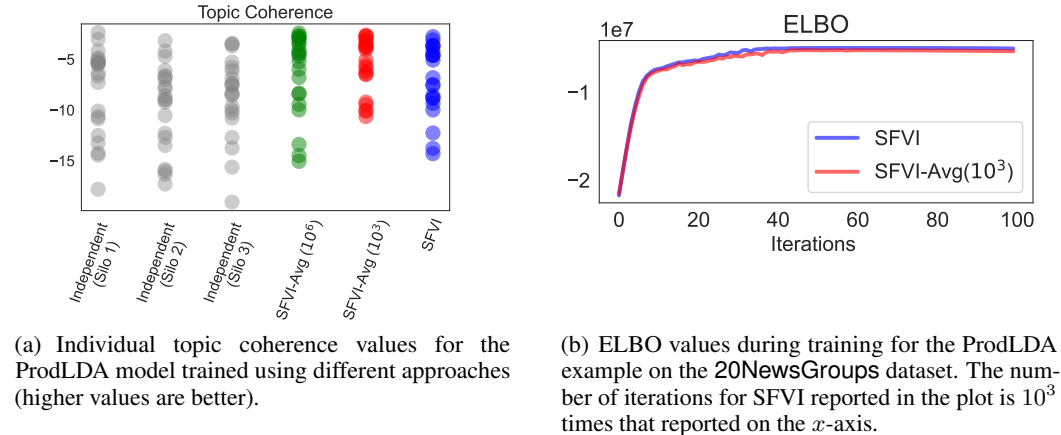


Figure 2: ProdLDA topic coherence and ELBO values.

5. Discussion

The paper has extended the models for which federated inference is possible by proposing a simple and general solution with a flexible yet judicious choice for the approximating family. An initial step towards communication-efficient inference in the above setting was also explored, with promising results. To the author’s knowledge, the approaches considered herein are the most general and easily applicable methods for structured probabilistic models.

The advent of structured probabilistic models in the FL context presents a significant advancement with extensive potential applications. With the inherent complexity and heterogeneity in real-world data, structured models allow for incorporating diverse and intricate relationships among variables, thus capturing the underlying data structure more accurately. The hierarchical representation in these models aligns perfectly with the FL setting, where data is naturally partitioned across various silos and offer a robust way to address the significant problem of data heterogeneity in FL.

There are many possible extensions to the work herein in several directions. Firstly, while the paper focused on the ELBO objective, the canonical variational objective, the ideas herein easily translate to other objectives such as the importance-weighted objective (Burda et al., 2016) with doubly-reparametrized gradient estimators (Tan et al., 2020) or locally-enhanced bounds (Geffner and Domke, 2022). An interesting direction is obtaining formal mathematical guarantees surrounding the privacy of information inclusive of either data or local latent variables via the *differential privacy* framework. Such an avenue may include applying DP-SGD (Abadi et al., 2016) and extending ideas from previous differentially-private variational inference methods (Jälkö et al., 2016). A theoretical investigation of the properties of SFVI-Avg, for example, in terms of convergence, is also of interest, as are other refinements. For example, improved averaging schemes based on concepts of density-ratio estimation (Sugiyama et al., 2012) may prove promising.

References

Martin Abadi, Andy Chu, Ian Goodfellow, H Brendan McMahan, Ilya Mironov, Kunal Talwar, and Li Zhang. Deep learning with differential privacy. In *Proceedings of the 2016 ACM SIGSAC conference on computer and communications security*, 2016.

- Maruan Al-Shedivat, Jennifer Gillenwater, Eric Xing, and Afshin Rostamizadeh. Federated learning via posterior averaging: A new perspective and practical algorithms. In *International Conference on Learning Representations (ICLR)*, 2021.
- Pedro C Álvarez-Esteban, E Del Barrio, JA Cuesta-Albertos, and C Matrán. A fixed-point approach to barycenters in Wasserstein space. *Journal of Mathematical Analysis and Applications*, 2016.
- Luca Ambrogioni, Kate Lin, Emily Fertig, Sharad Vikram, Max Hinne, Dave Moore, and Marcel van Gerven. Automatic structured variational inference. In *International Conference on Artificial Intelligence and Statistics*, 2021.
- Matthew Ashman, Thang D Bui, Cuong V Nguyen, Efstratios Markou, Adrian Weller, Siddharth Swaroop, and Richard E Turner. Partitioned variational inference: A framework for probabilistic federated learning. *arXiv preprint arXiv:2202.12275*, 2022.
- Igor Babuschkin, Kate Baumli, Alison Bell, Surya Bhupatiraju, Jake Bruce, Peter Buchlovsky, David Budden, Trevor Cai, Aidan Clark, Ivo Danihelka, Claudio Fantacci, Jonathan Godwin, Chris Jones, Ross Hemsley, Tom Hennigan, Matteo Hessel, Shaobo Hou, Steven Kapturowski, Thomas Keck, Iurii Kemaev, Michael King, Markus Kunesch, Lena Martens, Hamza Merzic, Vladimir Mikulik, Tamara Norman, John Quan, George Papamakarios, Roman Ring, Francisco Ruiz, Alvaro Sanchez, Rosalia Schneider, Eren Sezener, Stephen Spencer, Srivatsan Srinivasan, Luyu Wang, Wojciech Stokowiec, and Fabio Viola. The DeepMind JAX Ecosystem, 2020. URL <http://github.com/deepmind>.
- David M Blei, Andrew Y Ng, and Michael I Jordan. Latent Dirichlet allocation. *The Journal of Machine Learning Research*, 2003.
- James Bradbury, Roy Frostig, Peter Hawkins, Matthew James Johnson, Chris Leary, Dougal Maclaurin, George Necula, Adam Paszke, Jake VanderPlas, Skye Wanderman-Milne, and Qiao Zhang. JAX: composable transformations of Python+NumPy programs, 2018. URL <http://github.com/google/jax>.
- Yuri Burda, Roger B. Grosse, and Ruslan Salakhutdinov. Importance weighted autoencoders. In *International Conference on Learning Representations (ICLR)*, 2016.
- Marco Cuturi, Laetitia Meng-Papaxanthos, Yingtao Tian, Charlotte Bunne, Geoff Davis, and Olivier Teboul. Optimal transport tools (ott): A JAX toolbox for all things Wasserstein. *arXiv preprint arXiv:2201.12324*, 2022.
- Li Deng. The MNIST database of handwritten digit images for machine learning research. *IEEE Signal Processing Magazine*, 2012.
- Akash Kumar Dhaka, Alejandro Catalina, Manushi Welandawe, Michael R Andersen, Jonathan Huggins, and Aki Vehtari. Challenges and opportunities in high dimensional variational inference. *Advances in Neural Information Processing Systems*, 2021.
- Khaoula El Mekkaoui, Diego Mesquita, Paul Blomstedt, and Samuel Kaski. Federated stochastic gradient langevin dynamics. In *Uncertainty in Artificial Intelligence*, pages 1703–1712. PMLR, 2021.
- Garrett M Fitzmaurice and Nan M Laird. A likelihood-based method for analysing longitudinal binary responses. *Biometrika*, 1993.
- Tomas Geffner and Justin Domke. Variational inference with locally enhanced bounds for hierarchical models. In *International Conference on Machine Learning (ICML)*, 2022.
- Andrew Gelman and Jennifer Hill. *Data analysis using regression and multilevel/hierarchical models*. Cambridge University Press, 2006.
- Han Guo, Philip Greengard, Hongyi Wang, Andrew Gelman, Yoon Kim, and Eric Xing. Federated learning as variational inference: A scalable expectation propagation approach. In *The Eleventh International Conference on Learning Representations*. PMLR, 2023.

- Matthew D Hoffman and David M Blei. Structured stochastic variational inference. In *International Conference on Artificial Intelligence and Statistics*, 2015.
- Matthew D Hoffman, Andrew Gelman, et al. The No-U-Turn sampler: adaptively setting path lengths in Hamiltonian Monte Carlo. *The Journal of Machine Learning Research*, 2014.
- Joonas Jälkö, Onur Dikmen, and Antti Honkela. Differentially private variational inference for non-conjugate models. *arXiv preprint arXiv:1610.08749*, 2016.
- Michael I Jordan, Jason D Lee, and Yun Yang. Communication-efficient distributed statistical inference. *Journal of the American Statistical Association*, 2018.
- Peter Kairouz, H Brendan McMahan, Brendan Avent, Aurélien Bellet, Mehdi Bennis, Arjun Nitin Bhagoji, Kallista Bonawitz, Zachary Charles, Graham Cormode, Rachel Cummings, et al. Advances and open problems in federated learning. *Foundations and Trends® in Machine Learning*, 2021.
- Latif U Khan, Walid Saad, Zhu Han, Ekram Hossain, and Choong Seon Hong. Federated learning for internet of things: Recent advances, taxonomy, and open challenges. *IEEE Communications Surveys & Tutorials*, 2021.
- Diederik P. Kingma and Jimmy Ba. Adam: A method for stochastic optimization. In *International Conference on Learning Representations (ICLR)*, 2015.
- Diederik P. Kingma and Max Welling. Auto-encoding variational Bayes. In *International Conference on Learning Representations (ICLR)*, 2014.
- Nikita Kotelevskii, Maxime Vono, Eric Moulines, and Alain Durmus. FedPop: A Bayesian approach for personalised federated learning. *Advances in Neural Information Processing Systems*, 2022.
- Wei Yang Bryan Lim, Nguyen Cong Luong, Dinh Thai Hoang, Yutao Jiao, Ying-Chang Liang, Qiang Yang, Dusit Niyato, and Chunyan Miao. Federated learning in mobile edge networks: A comprehensive survey. *IEEE Communications Surveys & Tutorials*, 2020.
- Anton Mallasto and Aasa Feragen. Learning from uncertain curves: The 2-Wasserstein metric for Gaussian processes. *Advances in Neural Information Processing Systems*, 2017.
- Brendan McMahan, Eider Moore, Daniel Ramage, Seth Hampson, and Blaise Aguera y Arcas. Communication-efficient learning of deep networks from decentralized data. In *International Conference on Artificial intelligence and statistics*, 2017.
- David Mimno, Hanna Wallach, Edmund Talley, Miriam Leenders, and Andrew McCallum. Optimizing semantic coherence in topic models. In *Proceedings of the 2011 Conference on Empirical Methods in Natural Language Processing*, 2011.
- Kevin P. Murphy. *Probabilistic Machine Learning: Advanced Topics*. MIT Press, 2023. URL <http://probml.github.io/book2>.
- Willie Neiswanger, Chong Wang, and Eric P. Xing. Asymptotically exact, embarrassingly parallel MCMC. In *Thirtieth Conference on Uncertainty in Artificial Intelligence (UAI)*, 2014.
- Victor M-H Ong, David J Nott, and Michael S Smith. Gaussian variational approximation with a factor covariance structure. *Journal of Computational and Graphical Statistics*, 2018.
- Rihui Ou, Deborshee Sen, and David Dunson. Scalable Bayesian inference for time series via divide-and-conquer. *arXiv preprint arXiv:2106.11043*, 2021.
- Victor M Panaretos and Yoav Zemel. Statistical aspects of Wasserstein distances. *Annual Review of Statistics and its application*, 2019.
- George Papamakarios, Eric T Nalisnick, Danilo Jimenez Rezende, Shakir Mohamed, and Balaji Lakshminarayanan. Normalizing flows for probabilistic modeling and inference. *The Journal of Machine Learning Research*, 2021.

- Du Phan, Neeraj Pradhan, and Martin Jankowiak. Composable effects for flexible and accelerated probabilistic programming in NumPyro. *arXiv preprint arXiv:1912.11554*, 2019.
- Vincent Plassier, Maxime Vono, Alain Durmus, and Eric Moulines. Dg-lmc: a turn-key and scalable synchronous distributed mcmc algorithm via langevin monte carlo within gibbs. In *International Conference on Machine Learning*, pages 8577–8587. PMLR, 2021.
- Matias Quiroz, David J Nott, and Robert Kohn. Gaussian variational approximations for high-dimensional state space models. *Bayesian Analysis*, 2022.
- Radim Rehurek and Petr Sojka. Software Framework for Topic Modelling with Large Corpora. In *Proceedings of the LREC 2010 Workshop on New Challenges for NLP Frameworks*, 2010.
- Danilo Rezende and Shakir Mohamed. Variational inference with normalizing flows. In *International Conference on Machine Learning (ICML)*, 2015.
- Danilo Jimenez Rezende, Shakir Mohamed, and Daan Wierstra. Stochastic backpropagation and approximate inference in deep generative models. In *International Conference on Machine Learning (ICML)*, 2014.
- Nicola Rieke, Jonny Hancox, Wenqi Li, Fausto Milletari, Holger R Roth, Shadi Albarqouni, Spyridon Bakas, Mathieu N Galtier, Bennett A Landman, Klaus Maier-Hein, et al. The future of digital health with federated learning. *NPJ Digital Medicine*, 2020.
- Geoffrey Roeder, Yuhuai Wu, and David K Duvenaud. Sticking the landing: Simple, lower-variance gradient estimators for variational inference. *Advances in Neural Information Processing Systems*, 2017.
- Steven L Scott, Alexander W Blocker, Fernando V Bonassi, Hugh A Chipman, Edward I George, and Robert E McCulloch. Bayes and big data: The consensus Monte Carlo algorithm. *International Journal of Management Science and Engineering Management*, 2016.
- Michael Stanley Smith and Rubén Loaiza-Maya. Implicit copula variational inference. *arXiv preprint arXiv:2111.09511*, 2021.
- Akash Srivastava and Charles Sutton. Autoencoding variational inference for topic models. In *International Conference on Learning Representations (ICLR)*, 2017.
- Sanvesh Srivastava, Cheng Li, and David B Dunson. Scalable Bayes via barycenter in Wasserstein space. *The Journal of Machine Learning Research*, 2018.
- Masashi Sugiyama, Taiji Suzuki, and Takafumi Kanamori. *Density ratio estimation in machine learning*. Cambridge University Press, 2012.
- Linda SL Tan and David J Nott. Gaussian variational approximation with sparse precision matrices. *Statistics and Computing*, 2018.
- Linda SL Tan, Aishwarya Bhaskaran, and David J Nott. Conditionally structured variational Gaussian approximation with importance weights. *Statistics and Computing*, 2020.
- Dustin Tran, David Blei, and Edo M Airolidi. Copula variational inference. *Advances in Neural Information Processing Systems*, 2015.
- Maxime Vono, Vincent Plassier, Alain Durmus, Aymeric Dieuleveut, and Eric Moulines. QLSD: Quantised Langevin stochastic dynamics for Bayesian federated learning. In *International Conference on Artificial Intelligence and Statistics*, 2022.
- Xiangyu Wang, Fangjian Guo, Katherine A Heller, and David B Dunson. Parallelizing MCMC with random partition trees. *Advances in Neural Information Processing Systems*, 2015.
- Jie Xu, Benjamin S Glicksberg, Chang Su, Peter Walker, Jiang Bian, and Fei Wang. Federated learning for healthcare informatics. *Journal of Healthcare Informatics Research*, 2021.

Xu Zhang, Yinchuan Li, Wenpeng Li, Kaiyang Guo, and Yunfeng Shao. Personalized federated learning via variational Bayesian inference. In *International Conference on Machine Learning*, pages 26293–26310. PMLR, 2022.

Xu Zhang, Wenpeng Li, Yunfeng Shao, and Yinchuan Li. Federated Learning via Variational Bayesian Inference: Personalization, Sparsity and Clustering, 2023.

Supplementary Material

S1. Derivation of SFVI Updates

First, note that as a consequence of the structure

$$\mathbf{Z}_G \sim q_{\eta_G}(\mathbf{Z}_G), \quad (\text{S1})$$

$$\mathbf{Z}_{L_j} | \mathbf{Z}_G \stackrel{\text{ind}}{\sim} q_{\eta_{L_j}}(\mathbf{Z}_{L_j} | \mathbf{Z}_G), \quad j = 1, \dots, J, \quad (\text{S2})$$

the reparametrized variables necessarily decompose where $\epsilon = (\epsilon_G^\top, \epsilon_{L_1}^\top, \dots, \epsilon_{L_J}^\top)^\top$ and

$$\mathbf{Z}_{\eta_G} := f_G(\epsilon_G), \quad \mathbf{Z}_{L_j} := f_{\eta'_{L_j}}(\epsilon_G, \epsilon_{L_j}), \quad j = 1, \dots, J,$$

where $\eta'_{L_j} := (\eta_G^\top, \eta_{L_j}^\top)$, and thus $f_\eta(\epsilon)$ is equal to

$$\left(f_{\eta_G}(\epsilon_G)^\top, f_{\eta'_{L_1}}(\epsilon_G, \epsilon_{L_1})^\top, \dots, f_{\eta'_{L_J}}(\epsilon_G, \epsilon_{L_J})^\top \right)^\top,$$

with the transposed Jacobian matrix having a block upper-triangular structure of the form

$$\begin{pmatrix} \frac{\partial f_{\eta_G}(\epsilon_G)^\top}{\partial \eta_G} & \frac{\partial f_{\eta'_{L_1}}(\epsilon_G, \epsilon_{L_1})^\top}{\partial \eta_G} & \dots & \frac{\partial f_{\eta'_{L_J}}(\epsilon_G, \epsilon_{L_J})^\top}{\partial \eta_G} \\ 0 & \frac{\partial f_{\eta'_{L_1}}(\epsilon_G, \epsilon_{L_1})^\top}{\partial \eta_{L_1}} & \vdots & 0 \\ \vdots & 0 & \ddots & 0 \\ 0 & 0 & \dots & \frac{\partial f_{\eta'_{L_J}}(\epsilon_G, \epsilon_{L_J})^\top}{\partial \eta_{L_J}} \end{pmatrix}.$$

Due to the above sparsity structure, the STL gradient estimator (Roeder et al., 2017)

$$\widehat{\nabla}_\eta \mathcal{L} := \frac{\partial f_\eta(\epsilon)}{\partial \eta}^\top \nabla_{\mathbf{Z}} [\log p_\theta(\mathbf{Z}, \mathbf{y}) - \log q_\eta(\mathbf{Z})], \quad (\text{S3})$$

decomposes as

$$\widehat{\nabla}_\eta \mathcal{L} = \left((\widehat{\nabla}_{\eta_G} \mathcal{L})^\top, (\widehat{\nabla}_{\eta_{L_1}} \mathcal{L})^\top, \dots, (\widehat{\nabla}_{\eta_{L_J}} \mathcal{L})^\top \right)^\top,$$

where the terms on the left hand side above are defined analogously to (S3). Next, put

$$\widehat{\mathcal{L}}_0 := \log \frac{p_\theta(\mathbf{Z}_G)}{q_{\eta_G}(\mathbf{Z}_G)}, \text{ and } \widehat{\mathcal{L}}_j := \log \frac{p_\theta(\mathbf{y}_j, \mathbf{Z}_{L_j} | \mathbf{Z}_G)}{q_{\eta_{L_j}}(\mathbf{Z}_{L_j} | \mathbf{Z}_G)},$$

for $j = 1, \dots, J$, noting that $\widehat{\mathcal{L}} = \sum_{j=0}^J \widehat{\mathcal{L}}_j$. Following some algebra and removal of terms that vanish for certain gradients, one obtains that

$$\widehat{\nabla}_{\eta_G} \mathcal{L} = \frac{\partial f_{\eta_G}(\epsilon_G)^\top}{\partial \eta_G} \nabla_{\mathbf{Z}_G} \widehat{\mathcal{L}}_0 + \sum_{j=1}^J \mathbf{g}_j^\eta, \quad (\text{S4})$$

where

$$\mathbf{g}_j^\eta := \frac{\partial f_{\eta_G}(\boldsymbol{\epsilon}_G)}{\partial \eta_G}^\top \nabla_{\mathbf{Z}_G} \widehat{\mathcal{L}}_j + \frac{\partial f_{\eta_{L_j}}(\boldsymbol{\epsilon}_G, \boldsymbol{\epsilon}_{L_j})}{\partial \eta_G}^\top \nabla_{\mathbf{Z}_{L_j}} \widehat{\mathcal{L}}_j. \quad (\text{S5})$$

Finally, a straightforward computation yields for $j = 1, \dots, J$,

$$\widehat{\nabla}_{\eta_{L_j}}^{\text{STL}} \mathcal{L} = \frac{\partial f_{\eta_{L_j}}(\boldsymbol{\epsilon}_G, \boldsymbol{\epsilon}_{L_j})}{\partial \eta_{L_j}}^\top \nabla_{\mathbf{Z}_{L_j}} \widehat{\mathcal{L}}_j. \quad (\text{S6})$$

From the above, note that the only required terms to update η_{L_j} are $\boldsymbol{\epsilon}_G$ and η_G . Further, the only terms required to update η_G are the \mathbf{g}_j as defined in (S6) which do *not* require knowledge of the \mathbf{Z}_{L_j} simulated from the variational approximation, nor the parameters of the distribution that generated them. Finally, the gradient updates with respect to $\boldsymbol{\theta}$ simplify as

$$\nabla_{\boldsymbol{\theta}} \widehat{\mathcal{L}} = \log p_{\boldsymbol{\theta}}(\mathbf{Z}_G) + \sum_{j=1}^J \mathbf{g}_j^\theta, \quad (\text{S7})$$

where

$$\mathbf{g}_j^\theta := \nabla_{\boldsymbol{\theta}} \log p_{\boldsymbol{\theta}}(\mathbf{y}_j, \mathbf{Z}_{L_j} | \mathbf{Z}_G). \quad (\text{S8})$$

Thus, silos need only share \mathbf{g}_j^θ with the server for the required updates of $\boldsymbol{\theta}$ to be performed. The algorithm follows directly from the simplifications above.

S2. Details for Experiments in the Paper

S2.1 Hierarchical Bayesian Neural Networks

For the results of SFVI and SFVI-Avg, a diagonal Gaussian variational approximation is used in all experiments. The results of pFedBayes and FedPop use the default hyperparameters used for MNIST data in their respective papers.

S3. Additional Experiments

S3.1 Bayesian Logistic Mixed Model

This example considers a fully-Bayesian analysis of a logistic mixed model. Here, we consider the six cities' dataset (Fitzmaurice and Laird, 1993), extracted from a longitudinal study of 537 children, to assess the health effects of air pollution. A binary response y_{ij} , representative of the presence of wheezing, was recorded yearly from the age of 7 to 10, where i indexes the child and j indexes the four observations for each child. There are two covariates: a binary indicator for the smoking status of the mother, x_i^{smoke} , and the current age of the child, centred at age nine, x_{ij}^{age} . The model is,

$$\begin{aligned} y_{ij} | \boldsymbol{\beta}, Z_i &\sim_{\text{ind}} \text{Bern}(p_{ij}), \quad i = 1, \dots, 537, \quad j = 1, \dots, 4, \\ p_{ij} &= \text{logit}^{-1}(\beta_0 + \beta_1 x_i^{\text{smoke}} + \beta_2 x_{ij}^{\text{age}} + \beta_3 x_i^{\text{smoke}} \cdot x_{ij}^{\text{age}} + b_i), \\ \beta_k &\sim_{\text{iid}} \mathcal{N}(0, 10^2), \quad k = 0, \dots, 3, \\ \omega &\sim \mathcal{N}(0, 10^2), \\ b_i | \omega &\sim_{\text{iid}} \mathcal{N}(0, \exp(-2\omega)), \quad i = 1, \dots, 537. \end{aligned}$$

Above, each b_i is a *random effect* term, taking the form of a random *intercept*. In this example, we have that $\mathbf{Z}_G = (\boldsymbol{\beta}^\top, \omega)^\top$, $\mathbf{Z}_L = \mathbf{b}$, and $\boldsymbol{\theta} = \emptyset$. To further capture the target posterior's structure, we set $L_j \equiv \text{I}$ as each b_i is conditionally independent a posteriori given \mathbf{Z}_G and the observed data. We randomly split the data into two silos containing 300 and 237 children. Despite the apparent simplicity of this model, it is known to be challenging even for Tan et al. (2020), and mixed models, in general, require structured approximations to obtain reasonable posterior marginal approximations in a fully-Bayesian setting (e.g., Tan and Nott (2018)). Moreover, an uneven data split tends to yield vastly different inferences for the global variables when silos fit data independently. These points, combined with the small-data setting, make such an example a challenge for *SFVI-FedAvg*.

We compare SFVI to MCMC (using the No-U-Turn sampler (Hoffman et al., 2014) as implemented in NumPyro (Phan et al., 2019)) fit on all data, and the independent silos. Figure S1 shows that SFVI

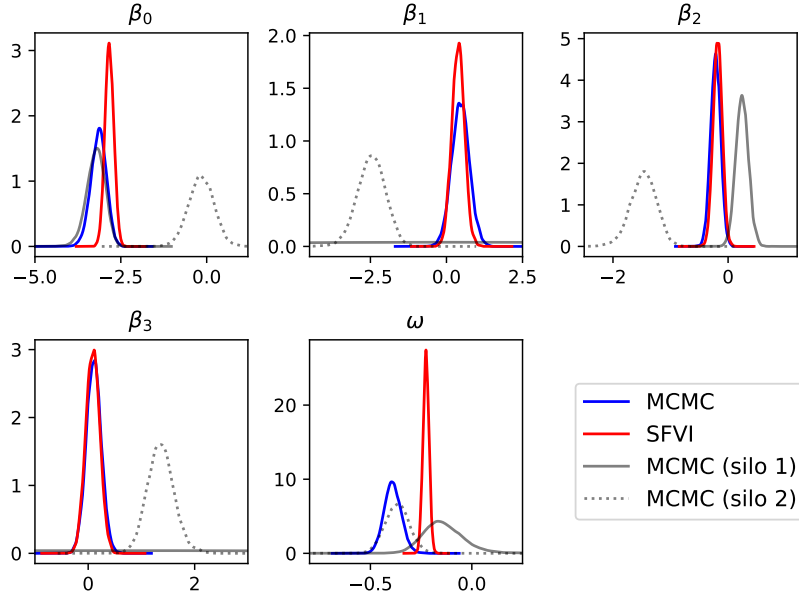


Figure S1: Marginal posterior parameters for the Bayesian GLMM example.

captures the marginal posteriors of the regression parameters β accurately, irrespective of minimal overlap in marginal densities of the independent silos. Such results were consistent across runs with different seeds. Regrettably, SFVI-Avg failed to produce reasonable results for this example, illustrating that despite the very promising results in the other examples, it is not a panacea for communication-efficient federated inference in all settings.

S3.2 Empirically-Bayesian Multinomial Regression

The first example considers the MNIST dataset of handwritten digits (Deng, 2012), for which each sample is a 28×28 pixel image (784 pixels total) with an associated label representing the handwritten digit in the image (0–9). The model is

$$\begin{aligned}
 W_{jk} &\sim_{\text{iid}} \mathcal{N}(0, \sigma_W^2), \quad j = 1, \dots, 10, \quad k = 1, \dots, 784 \\
 b_j &\sim_{\text{iid}} \mathcal{N}(\mathbf{0}, \sigma_b^2), \quad j = 1, \dots, 10, \\
 \mathbf{c}_k | \mathbf{W}, \mathbf{b} &\sim_{\text{iid}} \text{Multinomial}(10, \text{logit}^{-1}(\mathbf{W}\mathbf{x}_k + \mathbf{b})),
 \end{aligned}$$

for $k = 1, \dots, n$, where n is the total number of data points, and σ_W^2 and σ_b^2 are positive-valued hyperparameters that are learned during training. Thus, for this example $\mathbf{Z}_G = (\text{vec}(\mathbf{W}), \mathbf{b}^\top)^\top$, $\mathbf{Z}_L = \emptyset$, and $\boldsymbol{\theta} = (\sigma_W^2, \sigma_b^2)$. This is an *empirical Bayes* inference procedure (see Murphy (2023, Ch. 3.9)) as we are optimizing the hyperparameters of the prior distributions of the latent variables. The data are split up evenly across silos. Due to the high-dimensionality of \mathbf{Z}_G ($n_G = 7850$), an independence approximation is used (i.e., $L_G \equiv \mathbf{I}$) to enable efficient barycenter computation for SFVI-Avg via the analytical solution. Table S1 reports the mean posterior-predictive accuracy on the train and test set. Worth noting is that using SFVI-Avg a number of times during training seems to exhibit a non-trivial effect on generalization performance (when compared to simply averaging once). Additionally, we found in conducting experiments in this paper that using SFVI-Avg for as little as five communication rounds with 10^3 local steps to initialize default SFVI can reduce the number of steps required to reach convergence by a factor of two, as shown in Figure S2.

Table S1: Results for Multinomial Regression on the MNIST dataset.

J	N_j	Method	Accuracy (%)		Rounds
			Train	Test	
25	200	Independent	73.0	51.5	0
		SFVI-Avg($5 \cdot 10^4$)	65.7	63.9	1
		SFVI-Avg(10^3)	71.3	69.3	50
		SFVI	83.8	84.0	$5 \cdot 10^4$
5	10^4	Independent	88.7	86.8	0
		SFVI-Avg($5 \cdot 10^4$)	90.4	90.4	1
		SFVI-Avg(10^3)	90.1	90.2	50
		SFVI	90.7	90.8	$5 \cdot 10^4$

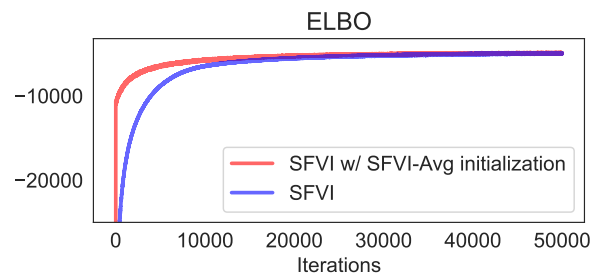


Figure S2: SFVI-Avg initialisation of SFVI rather than from scratch.