

Clues to potential dipolar-Kondo and RKKY interactions in a polar metal

Xiaohui Yang,^{1,2,3} Wanghua Hu,^{1,2,4} Jialu Wang,^{1,2} Zhuokai Xu,^{1,2} Tao Wang,^{1,2,4} Zhefeng Lou,^{1,2} and Xiao Lin^{1,2,*}

¹Key Laboratory for Quantum Materials of Zhejiang Province, Department of Physics, School of Science, Westlake University, Hangzhou 310030, P. R. China

²Institute of Natural Sciences, Westlake Institute for Advanced Study, Hangzhou 310024, P. R. China

³Department of Physics, China Jiliang University, Hangzhou 310018, Zhejiang, P. R. China

⁴Department of Physics, Fudan University, Shanghai 200433, P. R. China

(Dated: October 12, 2023)

The coexistence of electric dipoles and itinerant electrons in a solid was postulated decades ago, before being experimentally established in several ‘polar metals’ during the last decade. Here, we report a concentration-driven polar-to-nonpolar phase transition in electron-doped BaTiO₃. Comparing our case with other polar metals, we find a particular threshold concentration (n^*) linked to the dipole density (n_d). The universal ratio $\frac{n_d}{n^*} \approx 8.0(6)$ suggests a common mechanism across different polar systems, possibly explained by a dipolar Ruderman-Kittel-Kasuya-Yosida theory. Moreover, in BaTiO₃, we observe enhanced thermopower and upturn on resistivity at low temperatures near n^* , resembling the Kondo effect. We argue that local electric dipoles act as two-level-systems, whose fluctuations couple with surrounding electron clouds, giving rise to a potential dipolar-counterpart of the Kondo effect. Our findings unveil a mostly uncharted territory for exploring emerging physics associated with electron-dipole correlations, encouraging further theoretical work on dipolar-RKKY and Kondo interactions.

INTRODUCTION

In 1965, Anderson and Blount proposed a concept of a ‘ferroelectric (FE)’ or polar metal¹, for which a structural phase transition breaks the inversion symmetry, resulting in a polar axis in a metal. This envisage was overlooked by decades, owing to the common knowledge that mobile electrons provide strong screening for Coulomb interactions. Recently, in LiOsO₃, a stoichiometric metal, convergent-beam electron diffraction detected a phase transition, structurally indistinguishable from the FE transition of its insulating cousins, LiNbO₃ and LiTaO₃². The existence of polar order could be interpreted by decoupling between itinerant electrons and soft transverse optical phonons^{3,4}. It is now known that polar metals have been observed in a handful of materials with explicit experimental evidences⁵⁻⁷, including 2D WTe₂⁵, Hg₃Te₂X₂ (X= Cl, Br)⁶, etc and dozens of polar metal candidates were summarized in recent papers^{8,9}.

There is another group of polar metals stemming from charge doping in ferroelectrics, also dubbed as extrinsic polar metals or degenerately doped ferroelectrics⁸. For instance, in BaTiO₃ (BTO)¹⁰ and Sr_{1-x}Ca_xTiO₃ (SCTO)¹¹, electron doping renders the FE insulator a dilute metal, in which the Fermi sea is too shallow to fully screen the long range polar order. Of particular interest is the ability to tuning the polar phase in these systems. In SCTO, the polar transition is continuously suppressed to zero temperature (T) as the electron concentration (n) approaches to a doping threshold (n^*). Amazingly, near n^* , the superconductivity (SC) in SCTO is enhanced in comparison with that in its non-polar counterpart SrTiO₃ (STO)¹¹, implying the link between SC

and polar threshold¹¹⁻¹⁴.

The study of polar metals remains at the early stage. Little is known about the interplay of electric dipoles in a Fermi sea. How does it influence the polar transition? Is there a common origin underlying the polar to non-polar (P-NP) transition in different polar metals? Is this interplay a many-body effect? If yes, will it lead to emerging physics associated with electron correlations?

To address these questions, we present a study of P-NP transition in BaTiO_{3- δ} (BTO_{3- δ}), in comparison with previous reports on Sr_{1-x}Ca_xTiO_{3- δ} (SCTO_{3- δ})¹⁵ and Sr_{1-x}Ca_xTi_{1-y}Nb_yO₃ (SCTNO)¹⁶. We find the polar phase terminates at a threshold doping, when one electron is met by about eight dipoles. This linearity between the dipole density (n_d) and n^* is robust in spite of distinct polar nature in three systems. Such a remarkable experimental evidence points to a common cause for P-NP transitions in polar metals. The ratio $\frac{n_d}{n^*} \approx 8.0(6)$ appears to correspond to destructive interference of Friedel oscillations¹⁷ generated by neighboring dipoles inside a Fermi sea via the dipolar counterpart of Ruderman-Kittel-Kasuya-Yosida (RKKY) interaction¹⁸. Near n^* , anomalously enhanced thermoelectric response (S) and upturn on resistivity (ρ) at low- T are observed in BTO_{3- δ} . This intriguing observation strongly suggests the manifestation of the Kondo effect. Given its proximity to the polar threshold, we put forward the possibility of a dipolar-Kondo phenomenon, a many-body resonant scattering stemming from the strong coupling between dipole fluctuations and Friedel oscillations. A comprehensive theoretical elucidation of this concept is yet to explored.

RESULTS

Polar phase transitions in BTO

* linxiao@westlake.edu.cn

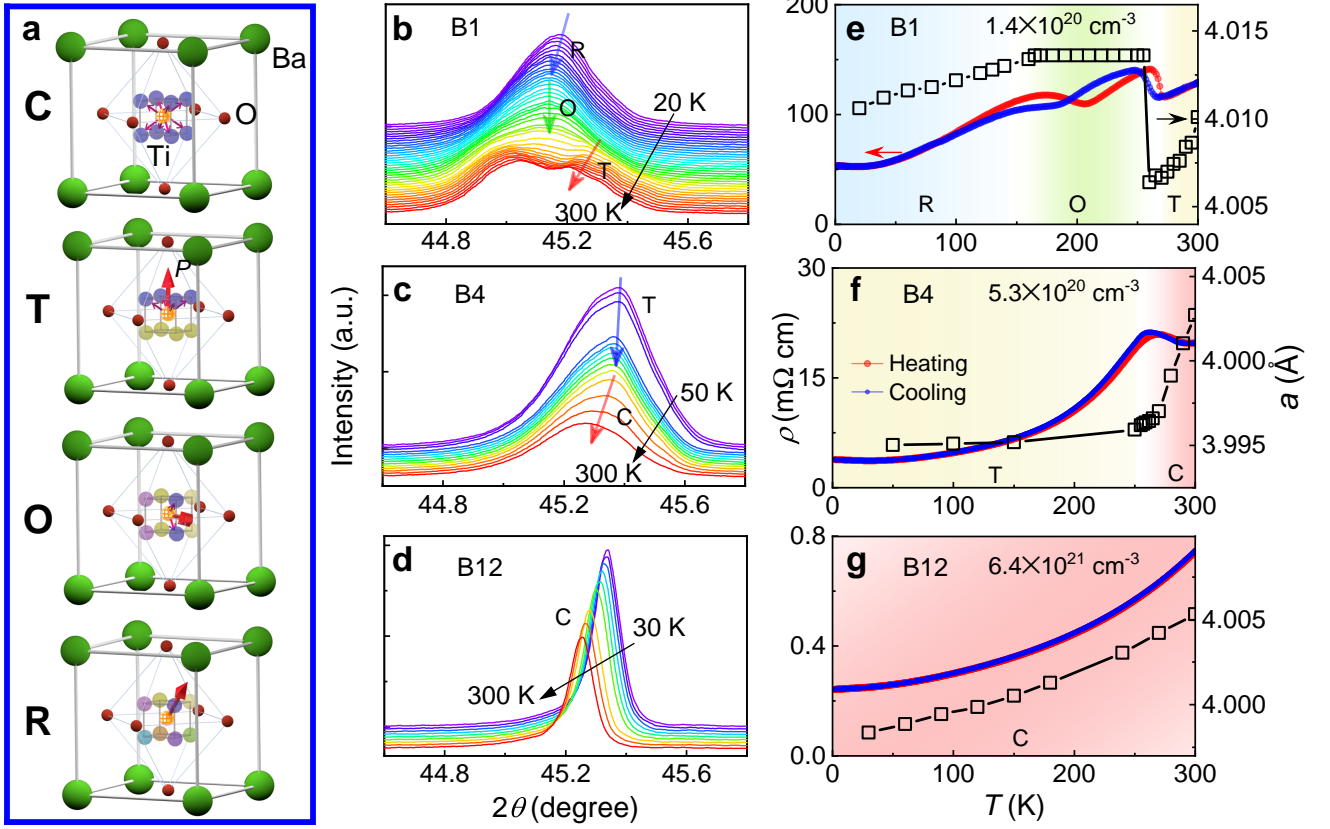


FIG. 1. **Evolution of polar transitions in BTO_{3-δ}.** **a** Configuration of Ti ions in **C**, **T**, **O**, **R** phases. For **C** phase, Ti occupies eight equivalent off-center positions, thus without polarization (*P*); **T** phase: two sets of four equivalent positions with out-of-plane *P*; **O** phase: four sets of two equivalent positions with *P* along [110] direction; **R** phase: eight inequivalent positions with *P* along [111] direction. **b-d** Enlarged figure of (200) XRD peaks for B1, B4 and B12 at various *T*. The color arrows guide polar transitions. XRD were performed on heating. **e-g** Extracted lattice constant (*a*) versus *T*, in comparison with resistivity (ρ). ρ was measured both on cooling and heating.

BTO is one of the most studied lead-free FE oxides¹⁹. It is a cubic perovskite at $T > 403$ K²⁰ and undergoes a cascade of structural phase transitions from paraelectric cubic phase (**C**, $Pm\bar{3}m$) to FE tetragonal (**T**, $P4mm$), orthorhombic (**O**, $Amm2$), and rhombohedral (**R**, $R3m$) phases as *T* lowers²¹ (see Supplementary Note 1 and Supplementary Fig. 1 for dielectric measurements). In Fig. 1a, FE transitions involve the confinement of Ti ion dynamic hopping on eight-fold off-center positions, which displays dual feature of order-disorder and displacive ferroelectricity^{22,23}.

Upon electron doping, the polar phase in BTO_{3-δ} is robust with *n* up to 3×10^{20} cm⁻³¹⁰. Empirically, BTO_{3-δ} transforms from perovskite to hexagonal phase at slightly higher *n*^{24,25}. By improving annealing methods, we prepared twelve BTO_{3-δ} perovskite single crystals (B1-B12) with *n* more than one order of magnitude higher (see Supplementary Notes 2,3, Supplementary Figs. 2,3 and Supplementary Table 1 for details), which endows us an opportunity to study the P-NP transition.

In situ variable-*T* X-ray diffraction (XRD) at (200) peak is shown in Fig. 1b-d for three representatives (B1, B4 and B12). See the full range data in Supplementary

Fig. 4. In Fig. 1b, for B1 with $n \approx 1.4 \times 10^{20}$ cm⁻³, the arrows mark **T/O** and **O/R** transitions at about 255 K and 170 K, respectively, as expected in Ref. 10. At high-*T*, two split peaks appear owing to multidomain structures, that is common in **T**-phase²⁶. The extracted lattice constant (*a*) versus *T* is presented in Fig. 1e. *a* shows a discontinuous jump at **T/O** and slope change at **O/R** transition. The transitions are also monitored by ρ . Two kinks with apparent thermal hysteresis are observed at $T_{\mathbf{T/O}}$ and $T_{\mathbf{O/R}}$, implying first-order phase transitions.

XRD patterns of B4 are presented in Fig. 1c, with $n \approx 5.3 \times 10^{20}$ cm⁻³ beyond the range of previous reports^{10,24}. In Fig. 1f, *a* decreases smoothly as *T* lowers and changes slope at 267 K, corresponding to **C/T** transition. It is manifested by an anomaly on ρ with shrunk thermal hysteresis, implying a weak first-order transition. In Fig. 1d and 1g, *a* and ρ evolve smoothly for B12 with $n \approx 6.4 \times 10^{21}$ cm⁻³, indicating the absence of polar phase.

Doping threshold in polar phase diagram

To obtain the polar phase diagram, ρ versus *T* for all

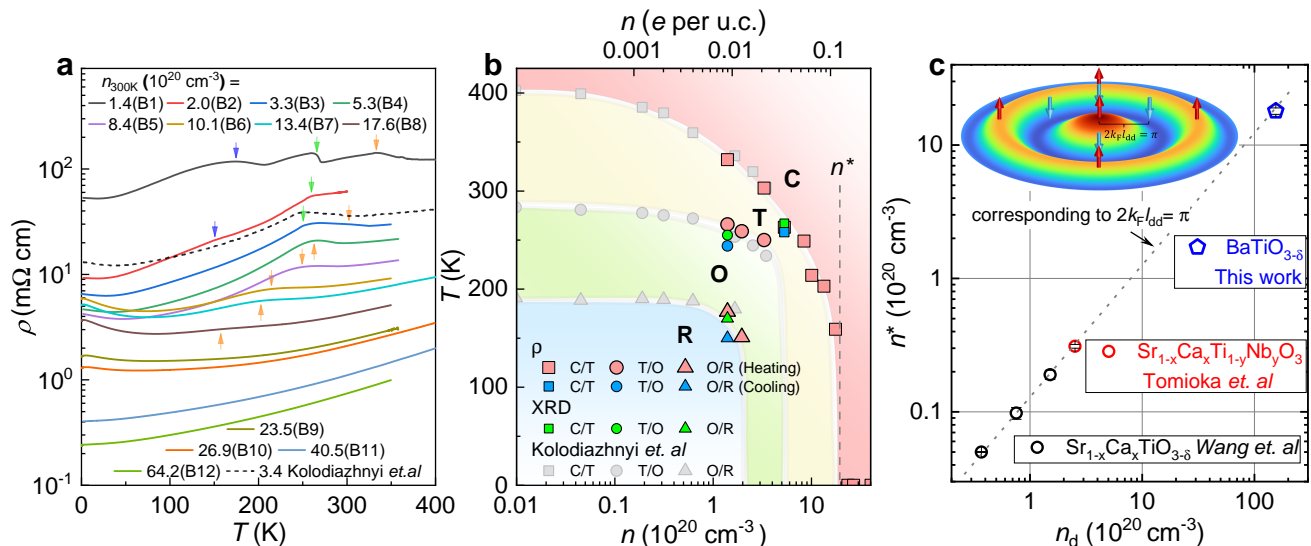


FIG. 2. **Polar phase diagram.** **a** ρ versus T for all specimens from 2 K to 400 K. The orange, green, blue arrows mark C/T, T/O and O/R transitions, respectively. The dotted curve is from Ref. 10. **b** Polar phase diagram for $\text{BTO}_{3-\delta}$. The data are collected from XRD and resistivity measurements. The grey points are referred from Ref. 10. The vertical dashed line marks n^* . **c** n^* scales with n_d . Three black circles were collected from $\text{Sr}_{1-x}\text{Ca}_x\text{TiO}_3$ with $x = 0.22\%$, 0.45% and 0.9% in a previous report¹⁵. The red circle was collected from SCTNO¹⁶. For SCTO and SCTNO, $n_d = x/a_{\text{STO}}^3$, $a_{\text{STO}} = 3.905 \text{ \AA}$ is the lattice constant of STO. For BTO, $n_d = 1/a_{\text{BTO}}^3$, $a_{\text{BTO}} = 4.009 \text{ \AA}$. The dotted line is a linear fit. The inset is an illustration depicting the dipolar-RKKY interaction. Anti-FE and FE couplings alternate radically in real space. The error bars represent the uncertainty in determining the threshold concentration.

twelve specimens is presented in Fig. 2a. For B1 with the lowest n , remarkable anomalies, marked by three arrows, are observed corresponding to C/T, T/O and O/R transitions. At higher n (B4 - B8, 5.3×10^{20} to $1.76 \times 10^{21} \text{ cm}^{-3}$), only a single anomaly is detected for C/T transition. With $n > 2 \times 10^{21} \text{ cm}^{-3}$ (B9 - B12), there are no distinguishable anomalies, indicating the absence of polar transition. Note that the low- T upturn is not a transition and will be discussed in detail later.

Figure 2b presents the phase diagram with the data extracted from Fig. 2a, which smoothly extends what was reported in Ref. 10. See Supplementary Note 4 and Supplementary Fig. 5 for the determination of critical temperature. As n rises, polar transitions are suppressed to low- T and terminate at $n^* \approx 1.8(1) \times 10^{21} \text{ cm}^{-3}$, corresponding to $0.116e$ per unit cell (per u.c.), that matches the predicted value (n_{cal}) of DFT calculations²⁷. One expected the polar phase is destroyed by strong Thomas-Fermi (TF) screening, given the calculated TF screening length ($r_{\text{TF}} \approx 5 \text{ \AA}$) comparable to a (i.e. the inter-dipole distance - l_{dd})^{10,27}. However, we argue that this discussion overlooked the following two facts. First, the TF screening is a special case of the Lindhard theory in a static and long-distance limit. The length scale of interest, here l_{dd} , should be much larger than the Fermi wavelength (λ_{F}) and then a . Accordingly, the scheme of TF screening in BTO should be concerned with caution (see more in Supplementary Note 5 and Supplementary Table 2.). Second, oxygen vacancies (V_{O}) are prevailing in present system. The impact of lattice defects on polar order might not be neglected²⁸. If this is true, the consis-

tency between n^* and n_{cal} seems like a coincidence. Subsequent DFT calculations suggested that electron doping disrupts the local off-centering Ti-O bonds, leading to the suppression of polar transitions^{29,30}. Most recently, Gu *et al.*, proposed a mechanism involving the formation of polaronic quasi-particles made of the carriers and their surrounding dipoles³¹.

Below, we offer an alternative interpretation. In Fig. 2c, n^* is plotted as a function of n_d for $\text{BTO}_{3-\delta}$, which is compared with that of other polar metals: $\text{SCTO}_{3-\delta}$ ^{11,15} and SCTNO ¹⁶. n^* is proportional to n_d , even if n_d varies by almost three orders of magnitude. Its slope indicates that the polar phase fades away when one electron is met by about 8.0(6) dipoles. The robust linearity with a ratio $\frac{n_d}{n^*} \approx 8.0(6)$ across these systems is striking in view of the following distinct details. First, BTO is a strong FE with dense dipoles, correspondingly one dipole per u.c., composed of Ti off-center occupation with respect to the center of the unit cell. While, SCTO are weak FE and the dipoles are dilute, from Ca displacement off the corner Sr-sites ($n_d = n_{\text{Ca}}$). Second, electron donors are different. For BTO and SCTO, it's V_{O} . While for SCTNO, it's Nb substitution of Ti ions. Thus, the linearity is insensitive to different kinds of lattice defects. These remarkable experimental facts highly suggest a common origin underlying the destruction of polar phase in polar metals. Here, we reach the first main outcome of the paper.

Such a universality puts stringent constraints on relevant theories. TF screening fails to account for this linearity, since r_{TF} scales with $n^{-1/6}(\epsilon/m)^{1/2}$, wherein

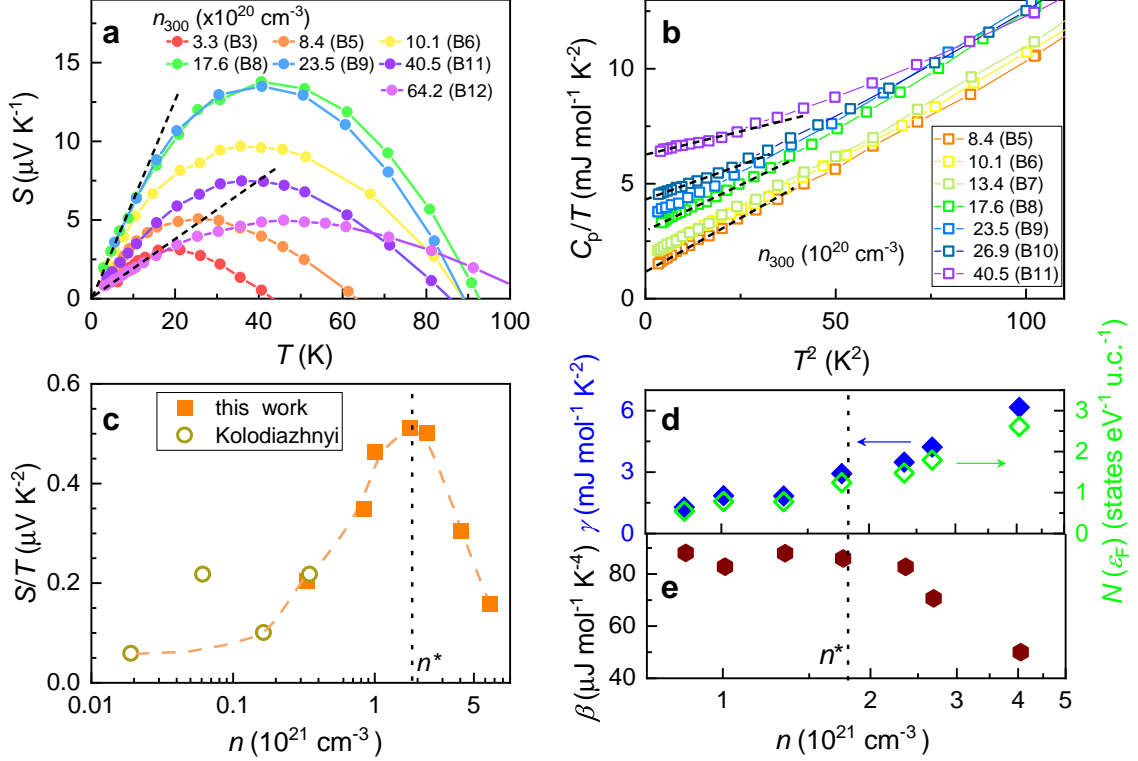


FIG. 3. **Thermoelectric and thermodynamic properties.** **a** Seebeck coefficients (S) as a function of T at low- T . The dashed lines mark the slope of S . **b** Slope of S approaching to zero- T as a function of n . The open points are referred to Ref. 24. **c** Heat capacity over T (C_p/T) as a function of T -square. The dashed lines are linear fits. **d** γ and the corresponding DOS ($N(\epsilon_F)$) as a function of n , for which $\gamma = \frac{\pi^2 k_B^2}{3} N_A N(\epsilon_F)$, wherein N_A is the Avogadro number and k_B is the Boltzmann constant. **e** Phonon contribution (β) as a function of n .

permittivity (ϵ) and effective electron mass (m) are material dependent. In 1992, Glinchuk *et al.* proposed a primitive theory depicting the interplay of electric dipoles immersed a Fermi sea¹⁸, via a dipolar analogue of RKKY interaction³². This scheme was invoked by part of the authors attempting to explain the case of SCTO_{3- δ} ^{11,15}. The interaction is expressed by

$$V_{dd} \sim \frac{\cos(2k_F l_{dd})}{l_{dd}^3} \quad (1)$$

where k_F is the Fermi wave vector and $l_{dd} = n_d^{-1/3}$. Assuming an isotropic Fermi surface ($k_F = (3\pi^2 n)^{1/3}$), V_{dd} approaches to the first minimum at $n = n^*$ as seen in the inset of Fig. 2c, at which the anti-parallel alignment of the nearest dipoles is energetically favorable that inclines to interrupt the polar phase.

Enhancement of thermoelectric power

Having established a universal doping threshold for P-NP transition, let us now explore exotic phenomena close to n^* in BTO_{3- δ} . In Fig. 3a, we present S as a function of T at low- T for different samples. S evolves from negative to positive by decreasing T (See the full- T range in Supplementary Note 6 and Supplementary Fig. 6) and becomes asymptotically T -linear as T approaches to zero. In Fig. 3b, the slope of diffusive component (S/T) at

$T \rightarrow 0$ K is extracted and presented versus n , in combining the data from Ref. 24. Surprisingly, S/T enhances by one order of magnitude from $n \approx 10^{19}$ cm⁻³ to the threshold region and then descends rapidly beyond. This nonmonotonic behavior is distinct from what one generally expected in Fermi liquids: as in STO, the diffusive S/T decreases monotonically as n rises³³. In a variety of correlated metals, S/T in the zero- T limit is inversely proportional to the Fermi energy (ϵ_F)^{33,34}. It's thus tantalizing to relate the enhancement of S/T to renormalization of ϵ_F (i.e density of state – DOS) owing to strong electron correlations. Critically strengthened correlations are characteristic of quantum criticality as in magnetic systems³⁵.

For more information, we present the heat capacity (C_p) in Fig. 3c. A fit of C_p/T to the formula $C_p/T = \gamma + \beta T^2$ at $T \rightarrow 0$ K deduces the Sommerfeld coefficients (γ) and the phonon term (β). In Fig. 3d, γ and the corresponding DOS evolve smoothly with the absence of singularity near n^* , strongly against quantum critical descriptions. In Fig. 3e, β is almost constant below $n \sim n^*$ and declines afterwards, that is unlikely a manifestation of structural quantum phase transition either, because the softening of boundary phonon modes will produce a peak on β at the critical region^{36,37}.

Low- T upturn on resistivity

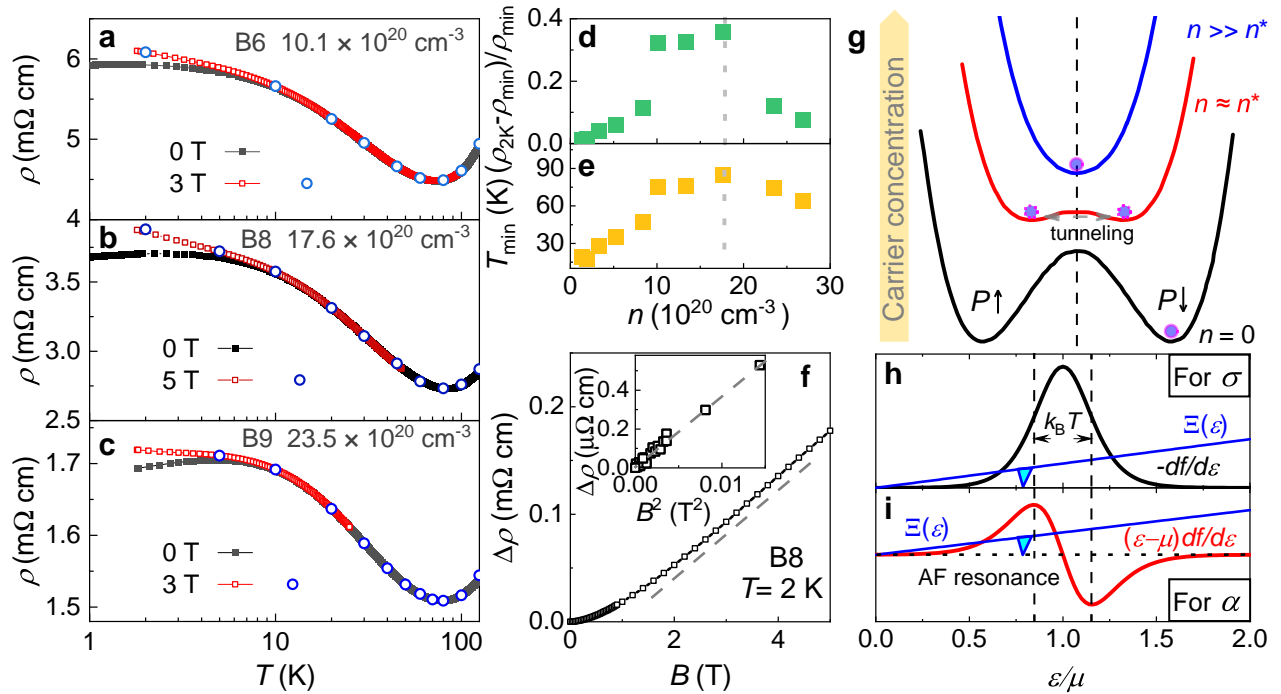


FIG. 4. **Low- T upturn on resistivity.** **a-c** ρ versus T at $B = 0$ T and $3/5$ T below 125 K on a semi-log scale for B6, B8 and B9. The open circles are symmetrized data extracted from magnetoresistance (MR, see Supplementary Fig. 9). **d-e** $(\rho_{2K} - \rho_{\min})/\rho_{\min}$ and T_{\min} as a function of n . **f** MR for B8 at 2 K. The inset is MR as a function of B^2 at $B \rightarrow 0$. The dashed lines are guides to eyes. **g** Evolution of local potential with respect to Ti-ion displacement. **h-i** Kernels of Eq. 2 defining transport coefficients. A Kondo effect in a TLS produces an Anderson-Friedel (AF) resonance near the Fermi level.

On the other hand, in Supplementary Fig. 7, the sign mismatch between the Hall coefficient (R_H) and S at low- T for B8 hints that there might be a resonance feature near the Fermi level^{38,39}. Thereby, we plot ρ versus T on a semi-log scale for $T < 125$ K in Fig. 4a-c for B6, B8 and B9. More data is included in Supplementary Fig. 8. ρ exhibits a minimum (ρ_{\min}) at a characteristic temperature (T_{\min}). Below T_{\min} , ρ shows a distinct upturn, roughly following a $\log T$ behavior and then levels off at lower- T (Certain samples near n^* show a downturn as $T \rightarrow 0$ K, see discussion below). We take $(\rho_{2K} - \rho_{\min})/\rho_{\min}$ and T_{\min} as a crude measure of this effect. Similar to S/T , both terms maximize near n^* in Fig. 4d-e, implying the intimacy between these phenomena and polar threshold.

This upturn could be attributed to a number of well-established mechanisms, such as the Kondo effect⁴⁰, weak localization (WL)⁴¹ and the Althshuler-Aronov (AA) effect⁴². In Fig. 4a-c, the upturn remains intact under a magnetic field ($B = 3$ or 5 T), except for an upward evolution below 10 K. In Fig. 4f, the unnegligible positive magnetoresistance (MR) below 10 K follows a B^2 dependence at $B \rightarrow 0$ T and deviates at higher B (becomes roughly linear) for B8, which is common in metals and presumably arises from orbital effects. These observations clearly rule out spin-Kondo and WL effects, since both mechanisms show substantial negative MR and suppress the upturn under such field. For the AA effect, the electron-electron interaction in disordered metals suppresses DOS at Fermi level ($\text{DOS} \sim \sqrt{|\varepsilon - \varepsilon_F|}$) and leads to a modification of ρ ⁴². It's unlikely that

this effect could explain the anomalous enhancement of S near n^* ⁴³. Furthermore, WL or AA effects would cause a $B^{1/2}$ dependence of MR⁴², inconsistent with the observation.

Kondo physics exists in an arbitrary two-level-system (TLS)^{44,45}, non-exclusive to spins. Non-magnetic Kondo effect, e.g. orbital Kondo effect⁴⁶ and charge Kondo effect⁴⁷, has been explicitly documented in a variety of systems. In polar metals, it is intuitive to associate the TLS with dipoles. Figure 4g sketches the evolution of local potential surface with respect to Ti-ion displacement with n in BTO. At $n = 0$, there is a deep double-well with two minima equidistant from the lattice center. The Ti ion resides on one of the two minima, each minimum representing $P\uparrow$ or $P\downarrow$. This is naturally a TLS. As n approaches to n^* , the large potential barrier is suppressed, resulting in a shallow double-well, which allows for quantum tunneling of Ti ions between two minima (dipole fluctuations), reminiscent of what is in quantum paraelectrics²⁹. At $n \gg n^*$, the double-well merges into a single potential well, corresponding to a paraelectric phase.

A many-body resonant scattering involving the coupling between tunneling centers and the Fermi sea might give rise to a dipolar analogue of Kondo effect. Near n^* , this effect maximizes due to the critical enhanced number of tunneling centers, which is in line with our observations. Given the magnitude of upturn on resistivity $\Delta\rho = \rho_{2K} - \rho_{\min}$, the concentration of Kondo scattering centers n_K could be roughly estimated by $\Delta\rho =$

$2mn_K/[\pi\hbar ne^2 N(\varepsilon_F)]^{48}$, for which $n \approx 1.76 \times 10^{21} \text{ cm}^{-3}$ and $N(\varepsilon_F) \approx 1.24 \text{ states eV}^{-1} \text{ u.c.}^{-1}$ for B8; $m = 2.82m_e$ estimated from the cubic phase⁴⁹; \hbar : the reduced Planck constant. n_K amounts to $3.5 \times 10^{21} \text{ cm}^{-3}$, which is rather dense corresponding to 0.2 per u.c.. This result is compatible with the fact that there are sufficient tunneling centers near n^* . We note that in $\text{SCTO}_{3-\delta}$, ρ shows an upturn below the temperature of polar phase transition at $n < n^*$ and becomes Fermi-liquid-like at $n \approx n^*$ ^{11,15}, in stark contrast with that in $\text{BTO}_{3-\delta}$, whose reason is elusive. We guess the absence of Kondo-like phenomena near n^* is probably due to the much weaker coupling between electrons and lattice in $\text{SCTO}_{3-\delta}$ ⁵⁰.

DISCUSSION

In the following, the hierarchy of responsivity of different probes to the Kondo effect is discussed. S is expressed by $S = \alpha/\sigma$, wherein α/σ is the thermoelectric/electric conductivity. In light of the semiclassical transport theory³⁹, σ and α are expressed by integrals over energy (ε) (seen in Fig. 4h-i):

$$\begin{aligned}\sigma &= \frac{2e^2}{h} \int d\varepsilon \left(-\frac{\partial f}{\partial \varepsilon}\right) \Xi(\varepsilon) \\ \alpha &= -\frac{2ek_B}{h} \int d\varepsilon \left(-\frac{\partial f}{\partial \varepsilon}\right) \frac{\varepsilon - \mu}{k_B T} \Xi(\varepsilon) \\ \Xi &= \frac{\hbar}{2} v^2 \tau(\varepsilon) N(\varepsilon)\end{aligned}\quad (2)$$

wherein h is the Planck constant; μ : the chemical potential; f : the Fermi-Dirac distribution; Ξ : the transport distribution function; v , τ and N : the energy dependent electron velocity, scattering time and DOS.

In Fig. 4h, electrons, participating in charge transport, are mostly those at the Fermi level. While, in Fig. 4i for thermoelectric transport, the entropy-carrying electrons are those slightly above or below the Fermi level. If $\Xi(\varepsilon)$ slightly evolves (in most cases), the contribution to α from both sides of the Fermi level mostly cancels each other out. Once the dipolar-Kondo effect produces an Anderson-Friedel resonance on DOS, asymmetric with respect to the Fermi level⁴⁸, a large amount of entropy taken by this resonance cannot be balanced and leads to a manifold enhancement of S , as in Fig. 3b. In Fig. 4h, this resonance only donates a small part of charge-carrying electrons, thus its impact on ρ is modest as in Fig. 4d.

This picture also gives a good account of sign mismatch between S and R_H . The sign of R_H is set by the average of local band curvature at the Fermi surface. While, the sign of S can be either positive or negative, profoundly influenced by the resonance position with respect to the Fermi level. γ is yielded by extrapolating C_P/T to 0 K, for which the entropy-carrying electrons are at the Fermi level. Thus, the entropy taken by the resonance hardly contributed to γ , in line with the rather smooth evolution of γ in Fig. 3d. Overall, S is the most sensitive probe of Kondo physics. This result may give a clue to enhanced S at the P-NP transition in $\text{Mo}_{1-x}\text{Nb}_x\text{Te}_2$ ⁵¹. Here, we attain the second outcome of the paper.

In the end, let us discuss the downturn on ρ at $T \rightarrow 0 \text{ K}$ for specimens around n^* . The answer is still open. We present below three possibilities. First of all, it might be associated with magnetism induced by V_O ⁵². However, the magnetic susceptibility does not show any observable transition at similar T in Supplementary Fig. 10. Second, recent DFT calculations predicted SC with $T_c \approx 2 \text{ K}$ near n^* in BTO⁵⁰. While, in Supplementary Fig. 8, ρ remains finite at $T = 50 \text{ mK}$. One may guess SC is destroyed by strong impurity scattering in present system. Third, given the potential dipolar-RKKY interaction between dense tunneling centers, one may imagine a Kondo coherence below a characteristic temperature, reminiscent of Kondo lattice in heavy Fermions⁴⁸. If this is true, one would have observed features on other coefficients.

In summary, our experiments demonstrate a doping threshold for P-NP transitions, regardless of physical details in distinct polar metals. Such a doping is interpreted by a dipolar-RKKY interaction. Near n^* , the anomalous enhancement on S and the upturn on ρ imply the possibility of the dipolar-Kondo scenario. A comprehensive theory with respect to the dipolar-RKKY and dipolar-Kondo begs for future investigation.

METHODS

The study was performed on commercial BTO single crystals. Oxygen deficient $\text{BTO}_{3-\delta}$ was obtained by annealing stoichiometric samples, which were enclosed by high purity Ti powders within a tantalum crucible and then sealed in a quartz tube. For various electron concentrations, the tube was heated in an oven for two hours by varying T from 750 °C to 1100 °C. Ti (5nm)/Au (60nm) electrodes were deposited by electron beam evaporation to achieve Ohmic contact.

Variable T XRD measurements were performed in a Bruker D8 X-ray diffractometer equipped with a closed-cycle He cryostat system. Dielectric constants were measured by Hioki IM3536 LCR meter. Transport and heat capacity measurements were carried out in Quantum Design physical property measurement system (PPMS-16T). Thermoelectric power was measured by using a steady-state configuration with one heater and two thermocouples. Resistivity at sub-kelvin was measured in an Oxford dilution refrigerator. DC magnetization was measured in a Quantum Design magnetic property measurement system (MPMS3).

DATA AVAILABILITY

The data that support the findings of this study are available from the corresponding author upon reasonable request.

ACKNOWLEDGMENTS

We are grateful to Kamran Behnia, Jinke Bao and Shi Liu for the helpful discussion. This research was supported by Zhejiang Provincial Natural Science Foundation of China for Distinguished Young Scholars under Grant

No. LR23A040001, National Natural Science Foundation of China via Project 11904294, Zhejiang Provincial Natural Science Foundation of China under Grant No. LQ23A040009 and Postdoctoral Science Foundation of Zhejiang Province under Grant No. ZJ2022094. We thank the support provided by Dr. Xiaohe Miao and Dr. Chao Zhang from Instrumentation and Service Center for Physical Sciences at Westlake University.

COMPETING INTERESTS

The authors declare no competing interests.

AUTHOR CONTRIBUTIONS

X.Y. and W.H. prepared the samples. X.Y. did the XRD and transport measurements assisted by J.W., T.W. and Z.L.. Z.X. did the dielectric measurements. W.H., X.Y. and X.L. prepared the figures. X.L. led the project and wrote the paper. All authors contributed to the discussion.

ADDITIONAL INFORMATION

Supplementary information accompanies the paper on the npj Quantum Materials website (doi:...).

REFERENCES

-
- [1] Anderson, P. W. & Blount, E. I. Symmetry considerations on martensitic transformations: “ferroelectric” metals? *Phys. Rev. Lett.* **14**, 217–219 (1965).
 - [2] Shi, Y. *et al.* A ferroelectric-like structural transition in a metal. *Nat. Mater.* **12**, 1024–1027 (2013).
 - [3] Puggioni, D. & Rondinelli, J. M. Designing a robustly metallic noncentrosymmetric ruthenate oxide with large thermopower anisotropy. *Nat. Commun.* **5**, 3432 (2014).
 - [4] Laurita, N. *et al.* Evidence for the weakly coupled electron mechanism in an Anderson-Blount polar metal. *Nat. Commun.* **10**, 3217 (2019).
 - [5] Fei, Z. *et al.* Ferroelectric switching of a two-dimensional metal. *Nature* **560**, 336–339 (2018).
 - [6] Cai, W. *et al.* Pressure-induced ferroelectric-like transition creates a polar metal in defect antiperovskites $\text{Hg}_3\text{Te}_2\text{X}_2$ (X= Cl, Br). *Nat. Commun.* **12**, 1509 (2021).
 - [7] Jindal, A. *et al.* Coupled ferroelectricity and superconductivity in bilayer $\text{T}_d\text{-MoTe}_2$. *Nature* **613**, 48–52 (2023).
 - [8] Hickox-Young, D., Puggioni, D. & Rondinelli, J. M. Polar metals taxonomy for materials classification and discovery. *Phys. Rev. Mater.* **7**, 010301 (2023).
 - [9] Ke, C., Huang, J. & Liu, S. Two-dimensional ferroelectric metal for electrocatalysis. *Mater. Horiz.* **8**, 3387–3393 (2021).
 - [10] Kolodiaznyy, T., Tachibana, M., Kawaji, H., Hwang, J. & Takayama-Muromachi, E. Persistence of ferroelectricity in BaTiO_3 through the insulator-metal transition. *Phys. Rev. Lett.* **104**, 147602 (2010).
 - [11] Rischau, C. W. *et al.* A ferroelectric quantum phase transition inside the superconducting dome of $\text{Sr}_{1-x}\text{Ca}_x\text{TiO}_{3-\delta}$. *Nat. Phys.* **13**, 643–648 (2017).
 - [12] Stucky, A. *et al.* Isotope effect in superconducting n-doped SrTiO_3 . *Sci. Rep.* **6**, 37582 (2016).
 - [13] Edge, J. M., Kedem, Y., Aschauer, U., Spaldin, N. A. & Balatsky, A. V. Quantum critical origin of the superconducting dome in SrTiO_3 . *Phys. Rev. Lett.* **115**, 247002 (2015).
 - [14] Kozii, V., Bi, Z. & Ruhman, J. Superconductivity near a ferroelectric quantum critical point in ultralow-density dirac materials. *Phys. Rev. X* **9**, 031046 (2019).
 - [15] Wang, J. *et al.* Charge transport in a polar metal. *npj Quant. Mater.* **4**, 61 (2019).
 - [16] Tomioka, Y., Shirakawa, N. & Inoue, I. H. Superconductivity enhancement in polar metal regions of $\text{Sr}_{0.95}\text{Ba}_{0.05}\text{TiO}_3$ and $\text{Sr}_{0.985}\text{Ca}_{0.015}\text{TiO}_3$ revealed by systematic Nb doping. *npj Quant. Mater.* **7**, 111 (2022).
 - [17] Friedel, J. Metallic alloys. *Nuovo Cimento* **7**, 287–311 (1958).
 - [18] Glinchuk, M. D. & Kondakova, I. V. Ruderman-Kittel-like interaction of electric dipoles in systems with carriers. *Phys. Stat. Sol. (b)* **174**, 193–197 (1992).
 - [19] Choi, K. J. *et al.* Enhancement of ferroelectricity in strained BaTiO_3 thin films. *Science* **306**, 1005–1009 (2004).
 - [20] Itoh, K., Zeng, L. Z., Nakamura, E. & Mishima, N. Crystal structure of BaTiO_3 in the cubic phase. *Ferroelectrics* **63**, 29–37 (1985).
 - [21] Buttner, R. H. & Maslen, E. N. Structural parameters and electron difference density in BaTiO_3 . *Acta Crystallogr., Sect B: Struct. Sci.* **48**, 764–769 (1992).
 - [22] Paściak, M., Welberry, T. R., Kulda, J., Leoni, S. & Hlinka, J. Dynamic displacement disorder of cubic BaTiO_3 . *Phys. Rev. Lett.* **120**, 167601 (2018).
 - [23] Hlinka, J. *et al.* Coexistence of the phonon and relaxation soft modes in the terahertz dielectric response of tetragonal BaTiO_3 . *Phys. Rev. Lett.* **101**, 167402 (2008).
 - [24] Kolodiaznyy, T. Insulator-metal transition and anomalous sign reversal of the dominant charge carriers in perovskite $\text{BaTiO}_{3-\delta}$. *Phys. Rev. B* **78**, 045107 (2008).
 - [25] Sinclair, D. C., Skakle, J. M. S., Morrison, F. D., Smith, R. I. & Beales, T. P. Structure and electrical properties of oxygen-deficient hexagonal BaTiO_3 . *J. Mater. Chem.* **9**, 1327–1331 (1999).
 - [26] Jung, Y.-S., Na, E.-S., Paik, U., Lee, J. & Kim, J. A study on the phase transition and characteristics of rare earth elements doped BaTiO_3 . *Mater. Res. Bull.* **37**, 1633–1640 (2002).
 - [27] Wang, Y., Liu, X., Burton, J. D., Jaswal, S. S. & Tsymbal, E. Y. Ferroelectric instability under screened coulomb interactions. *Phys. Rev. Lett.* **109**, 247601 (2012).
 - [28] Iwazaki, Y., Suzuki, T., Mizuno, Y. & Tsuneyuki, S. Doping-induced phase transitions in ferroelectric BaTiO_3 from first-principles calculations. *Phys. Rev. B* **86**, 214103 (2012).
 - [29] Gu, F., Murray, E. & Tangney, P. Carrier-mediated control over the soft mode and ferroelectricity in BaTiO_3 .

- Phys. Rev. Mater.* **5**, 034414 (2021).
- [30] Hickox-Young, D., Puggioni, D. & Rondinelli, J. M. Persistent polar distortions from covalent interactions in doped batio₃. *Phys. Rev. B* **102**, 014108 (2020).
- [31] Gu, F., Wang, J., Lang, Z.-J. & Ku, W. Quantum fluctuation of ferroelectric order in polar metals. *Preprint at <https://arxiv.org/abs/2302.10882>* (2023).
- [32] Ruderman, M. A. & Kittel, C. Indirect exchange coupling of nuclear magnetic moments by conduction electrons. *Phys. Rev.* **96**, 99–102 (1954).
- [33] Lin, X., Zhu, Z., Fauqué, B. & Behnia, K. Fermi surface of the most dilute superconductor. *Phys. Rev. X* **3**, 021002 (2013).
- [34] Behnia, K., Jaccard, D. & Flouquet, J. On the thermoelectricity of correlated electrons in the zero-temperature limit. *J. Phys.-Condens. Mat.* **16**, 5187 (2004).
- [35] Löhneysen, H. v., Rosch, A., Vojta, M. & Wölfle, P. Fermi-liquid instabilities at magnetic quantum phase transitions. *Rev. Mod. Phys.* **79**, 1015–1075 (2007).
- [36] Goh, S. K. *et al.* Ambient pressure structural quantum critical point in the phase diagram of (Ca_xSr_{1-x})₃Rh₄Sn₁₃. *Phys. Rev. Lett.* **114**, 097002 (2015).
- [37] Gruner, T. *et al.* Charge density wave quantum critical point with strong enhancement of superconductivity. *Nat. Phys.* **13**, 967–972 (2017).
- [38] Sun, P. & Steglich, F. Nernst effect: evidence of local Kondo scattering in heavy fermions. *Phys. Rev. Lett.* **110**, 216408 (2013).
- [39] Behnia, K. *Fundamentals of Thermoelectricity* (Oxford University Press, USA, 2015).
- [40] Kondo, J. Resistance minimum in dilute magnetic alloys. *Prog. Theor. Phys.* **32**, 37–49 (1964).
- [41] Lee, P. A. & Ramakrishnan, T. V. Disordered electronic systems. *Rev. Mod. Phys.* **57**, 287–337 (1985).
- [42] Altshuler, B. L. & Aronov, A. G. Electron–electron interaction in disordered conductors. In *Modern problems in condensed matter sciences* (Elsevier, 1985).
- [43] Hsu, J. W. P., Kapitulnik, A. & Reizer, M. Y. Effect of electron-electron interaction on the thermoelectric power in disordered metallic systems. *Phys. Rev. B* **40**, 7513–7519 (1989).
- [44] Vladár, K. & Zawadowski, A. Theory of the interaction between electrons and the two-level system in amorphous metals. I. Noncommutative model Hamiltonian and scaling of first order. *Phys. Rev. B* **28**, 1564–1581 (1983).
- [45] Cox, D. L. & Zawadowski, A. Exotic Kondo effects in metals: magnetic ions in a crystalline electric field and tunnelling centres. *Adv. Phys.* **47**, 599–942 (1998).
- [46] Jarillo-Herrero, P. *et al.* Orbital Kondo effect in carbon nanotubes. *Nature* **434**, 484–488 (2005).
- [47] Matsushita, Y., Bluhm, H., Geballe, T. H. & Fisher, I. R. Evidence for charge Kondo effect in superconducting Tl-doped PbTe. *Phys. Rev. Lett.* **94**, 157002 (2005).
- [48] Hewson, A. C. *The Kondo problem to heavy fermions* (Cambridge university press, 1997).
- [49] Yang, F. *et al.* First-principles investigation of metal-doped cubic BaTiO₃. *Mater. Res. Bull.* **96**, 372–378 (2017).
- [50] Ma, J., Yang, R. & Chen, H. A large modulation of electron-phonon coupling and an emergent superconducting dome in doped strong ferroelectrics. *Nat. Commun.* **12**, 2314 (2021).
- [51] Sakai, H. *et al.* Critical enhancement of thermopower in a chemically tuned polar semimetal MoTe₂. *Sci. Adv.* **2**, e1601378 (2016).
- [52] Yang, F. *et al.* Oxygen vacancy induced magnetism in BaTiO_{3-δ} and Nb: BaTiO_{3-δ} thin films. *Sci. China Phys. Mech. Astron.* **53**, 852–855 (2010).