

Experimenting under Stochastic Congestion

Shuangning Li¹, Ramesh Johari², Xu Kuang³, and Stefan Wager³

¹University of Chicago Booth School of Business

²Department of Management Science and Engineering, Stanford University

³Stanford Graduate School of Business

October 22, 2024

Abstract

We study randomized experiments in a service system when stochastic congestion can arise from temporarily limited supply or excess demand. Such congestion gives rise to cross-unit interference between the waiting customers, and analytic strategies that do not account for this interference may be biased. In current practice, one of the most widely used ways to address stochastic congestion is to use switchback experiments that alternatively turn a target intervention on and off for the whole system. We find, however, that under a queueing model for stochastic congestion, the standard way of analyzing switchbacks is inefficient, and that estimators that leverage the queueing model can be materially more accurate. Additionally, we show how the queueing model enables estimation of total policy gradients from unit-level randomized experiments, thus giving practitioners an alternative experimental approach they can use without needing to pre-commit to a fixed switchback length before data collection.

1 Introduction

Randomized experiments provide a simple and robust way to measure the effect of an intervention, and are widely used in a variety of application areas ranging from medicine and social programs to industrial settings [Imbens and Rubin, 2015]. More recently, there has been considerable interest in using randomized experiments (often called A/B tests in this context) to guide data-driven decision making in complex, interconnected service systems such as online marketplaces or ride-hailing platforms.

Stochastic congestion that results from dynamic fluctuations in demand and supply is a salient feature in these service systems. For example, in a ride-hailing and delivery platform that seeks to match driver supply to arriving customers and orders, spikes in demand can lead to temporary unavailability of drivers, resulting in delays experienced by all customers. In a healthcare context, unpredictable fluctuations in demand can cause severe congestion in Emergency Departments, leading to extended wait times and degraded outcomes for the patients that arrive subsequently [Xu and Chan, 2016]. Importantly, stochastic congestion can have a significant effect on the design of experiments, because any intervention that

Xu Kuang published under a different full name in earlier versions of this manuscript. Please use “S. Li, R. Johari, X. Kuang and S. Wager” when citing this paper.

changes the amount of demand or supply would also likely alter the state of congestion, which in turn affects the experience of other participants. These cross-unit interactions invalidate classical approaches to analyzing randomized trials [Halloran and Struchiner, 1995].

The goal of this paper is to study experimental design in a service system with dynamic interference arising from stochastic congestion. The problem of experimental design under cross-unit interference—including in online marketplaces—has received sustained attention in the literature [Aronow and Samii, 2017, Bajari et al., 2021, Hudgens and Halloran, 2008, Johari et al., 2022, Manski, 2013, Munro et al., 2021, Wager and Xu, 2021]. A limitation in these existing results, however, is that they mostly focus on static models of interference, while in contrast, the stochastic congestion as discussed above is highly dynamic in nature, rendering existing models and approaches inapplicable.

Practitioners running experiments under stochastic congestion are well aware of potential bias in classical analyses of randomized trials. In general, however, this challenge isn’t met by modeling and explicitly accounting for congestion effects; rather it’s met by recognizing that the effect of any additional congestion that can be caused by one customer dissipates over a relatively short time horizon, and therefore can be accounted for if an intervention is held for a sufficiently long period of time. One of the most popular approaches to doing so is the switchback experiment [Bojinov et al., 2022, Cochran et al., 1941], which alternates (“switches”) the entire population between treatment and control settings over time. The fact that all users are exposed to only one intervention at any given point in time during the experiment also helps to correctly account for the interference induced by stochastic congestion [Bojinov et al., 2022, Hu and Wager, 2022]. This design has been actively embraced by ride-sharing and delivery platforms [e.g., Chamandy, 2016, DoorDash, 2018], serving as an empirical tool to quantify the effects of feature alterations, algorithm changes or pricing policies on a spectrum of performance metrics, such as the number of customers served.

1.1 Overview of Main Results

We examine whether it is possible to use knowledge of the congestion mechanism to make better use of data collected from a switchback in the presence of stochastic congestion. The answer to this question turns out to be affirmative. Drawing inspiration from the queueing systems literature, we consider a single-server queueing model with price- and congestion-sensitive customers to capture the core congestion dynamics arising in many service systems (Figure 1). In this setting, customers arrive to seek service and decide between paying a price p and queueing up, versus leaving for a default outside option. The decision maker wishes to determine how the long-term average admission rate (which further impacts revenue and welfare) depends on the price p , and does so by running a two-price switchback experiment. Stochastic congestion plays an important role in this system, because the price p not only affects whether a customer joins the system at the current moment, but also future admissions by altering the congestion level to which subsequent customers will likely be exposed.

Within this framework, we leverage the structural information from the stochastic model to design new estimators for analyzing data from a switchback. Notably, one of these estimators requires minimal assumptions on the queueing model beyond it being work-conserving. In a Markovian setting, we characterize the asymptotic variance of each estimator, and show that by this metric one of our proposed estimators is always at least as (and usually more) accurate than the standard one. Moreover, the accuracy improvement over status-quo

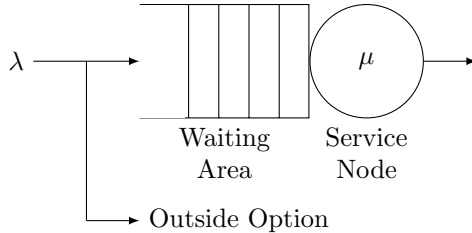


Figure 1: A queueing system with an outside option. Agents are heterogeneous in their preferences, and consider both queue length and the price p in choosing whether to join the queue. However, once agents join the queue, they are all processed at the same rate μ .

can widen significantly in certain models of customer preferences (e.g., whether they prefer longer or shorter queues).

We also find that our queueing model enables the use of simpler, user-level randomization in experimental design. Specifically, in this approach, arriving customers are individually randomized to either a “high” or “low” price, which are small, symmetric perturbations from a reference price. Our results show that model-inspired estimators perform just as effectively under this unit-level randomization as they do in standard switchback designs. Simulations further suggest that this design can yield lower variance in finite samples. Additionally, in nonstationary environments, we find that combining user-level randomization with our model-inspired estimators is particularly advantageous for addressing nonstationarity. From a practical perspective, this approach eliminates the need to pre-commit to a fixed switchback length before data collection, making it easier to implement in real-world settings.

Broadly speaking, our results highlight the promise of leveraging structural information of stochastic congestion to improve the analysis of data generated from switchback experiments. As a by-product, we also uncover interesting insights on how the customer’s preferences can affect the estimator’s accuracy, which may be of independent interest for system operators and experiment designers.

1.2 Literature Review

Causal Inference under Interference One of our main contributions fits, broadly speaking, under the literature of causal inference and experimental design under interference. As discussed above, experimental design under cross-unit interference has been widely studied in various contexts. [Aronow and Samii \[2017\]](#), [Hudgens and Halloran \[2008\]](#), and [Manski \[2013\]](#) show how to represent interference as an extension to the standard potential outcomes model used for treatment effect estimation [\[Imbens and Rubin, 2015\]](#). [Bajari et al. \[2021\]](#) and [Johari et al. \[2022\]](#) develop methods for two-sided marketplaces where we can separately intervene on, e.g., buyers and sellers. [Munro et al. \[2021\]](#) and [Wager and Xu \[2021\]](#) study interference in large markets via the lens of mean-field asymptotics. Other notable recent contributions in this area include [Athey et al. \[2018\]](#), [Basse and Feller \[2018\]](#), [Leung \[2020\]](#), [Li and Wager \[2022\]](#), [Sävje et al. \[2021\]](#), [Tchetgen and VanderWeele \[2012\]](#), [Toulis and Kao \[2013\]](#), and [Ugander et al. \[2013\]](#).

This literature, however, predominantly assumes a static model for interference. In the work of [Aronow and Samii \[2017\]](#), [Hudgens and Halloran \[2008\]](#) and [Manski \[2013\]](#),

all units are intervened on at the same time, and all causal effects (including interference effects) are realized immediately. In [Munro et al. \[2021\]](#) and [Wager and Xu \[2021\]](#), the use of large-market asymptotics means that all market-level characteristics (e.g., prices) concentrate, thus rendering the problem effectively static. Another common assumption in this literature is that interference is constrained by a network, such that all treatment decisions are made at the same time, and the outcome of one unit depends only on its treatment and the treatments of its neighbors in the network. Here, in contrast, we consider interference arising from a dynamic process. As a notable exception from the above framing of interference in a static setting, [Ogburn and VanderWeele \[2014\]](#) use dynamic structural equation models to study contagion effects in epidemiology. However, the model they use—and methods they derive from the model—are not directly applicable to our setting with stochastic congestion effects.

Queueing and Stochastic Systems The modeling and control of stochastic congestion has been a sustained focus of queueing theory since the seminal work of [Erlang \[1909\]](#). Our contribution to this literature lies in introducing an experimental design approach to policy optimization in a queueing system, one that relies on minimal modeling assumptions and does not require the decision maker to infer the model parameters explicitly. We capture congestion dynamics using a queueing model that is well known and extensively studied in the context of optimal pricing and admission control. A similar model with a single-server queue was first proposed by [Naor \[1969\]](#), where the operator charges a flat price for entry and each arrival can decide whether to queue up for service depending on the current level of congestion. [Naor \[1969\]](#) derives properties for the revenue-optimizing static price. The model was later extended by [Chen and Frank \[2001\]](#) and [Borgs et al. \[2014\]](#) who studied the impact of state-dependent pricing and the scaling of optimal prices, respectively. Similar queueing models have also been studied in the context of admission control [[Johansen and Stidham, 1980](#), [Stidham, 1985](#), [Spencer et al., 2014](#), [Xu, 2015](#), [Xu and Chan, 2016](#), [Murthy et al., 2022](#)]. These results, however, all assume that the operator is interested in finding the optimal policy, while possessing full knowledge of all system parameters; the latter is very difficult to achieve in complex, practical scenarios, such as an online platform.

Our work intersects with a literature on inference and learning in queueing systems, but there are some notable differences. For example, [Clarke \[1957\]](#) focuses on an $M/M/1$ queue and discusses the estimation problem of the arrival rate λ and the service rate μ ; see [Bhat and Rao \[1987\]](#) for a survey of this early line of work and [Asanjarani et al. \[2021\]](#) for a comprehensive review of the literature on parameter and state estimation for queueing systems. This line of work focuses on explicit state or parameter estimation, as opposed to the inference of overall effects of an intervention in our case. More recently, there is a literature on learning in queues in more complex settings. The problem of learning scheduling and assignment rules in queues are investigated from a multi-armed bandit perspective in [Choudhury et al. \[2021\]](#), [Krishnasamy et al. \[2021\]](#), [Freund et al. \[2022\]](#) and [Zhong et al. \[2022\]](#). Different from our approach, however, this literature is largely interested in using a bandit algorithm to identify the best service assignment on a job-by-job basis, in contrast to our focus of using experiments to learn a system-level optimal policy. [Kuang and Mendelson \[2024\]](#) study estimating changes in service rates in a multi-server system from observational routing data, with a focus on conducting observational studies, rather than randomized experiments as in our case. [Walton and Xu \[2021\]](#) provides an overview of recent developments in learning in queueing networks.

The queueing models considered in this paper are special cases of general Markov chains,

and if we view p as a parameter that specifies a certain control policy, we can treat the model in this paper as a Markov decision process (MDP). An interesting recent paper in this area that is related to our work at a high level is [Farias et al., 2022]. They study experimentation and off-policy evaluation under what they call Markovian interference, a form of interference where treatments may affect state transitions in an MDP. A main difference between this work and ours is that Farias et al. [2022] focus on analyzing the performance of biased estimators, because unbiased estimators would in general require excessively large sample sizes in unstructured, high-dimensional MDPs. All estimators examined in this paper, on the other hand, are asymptotically unbiased, and therefore desirable in terms of obtaining the exact treatment effect. We are able to do so because the Markov chain associated with the queueing model is simpler and more structured. As another point of departure, we also examine the implications on estimation and experiment design in non-stationary environments. In terms of performance guarantees, Farias et al. [2022] provide upper and lower bounds on the estimator’s asymptotic variance. In contrast, by exploiting the structures of the queueing model, we are able to derive exact formulae for asymptotic variances of the estimators under stationary versions of our model.

2 A Queueing Model of Stochastic Congestion

We model congestion using a single-server continuous-time Markovian queueing model with heterogeneous customers. We assume that the system is controlled by a continuous decision variable p (for simplicity we refer to p as the price customers need to pay to receive service), and that the decision maker is seeking to optimize p . Customers arrive according to a Poisson process. As illustrated in Figure 1, as soon as customers arrive they are offered a price and observe the current queue length, and then choose whether to join the queue depending on their personal preferences that take into account price and delays. Once customers join the system they are served in a first-come-first-serve manner, with no preemption. The amount of time needed to serve each customer is independent, and exponentially distributed with mean $1/\mu$.

Our model of customer heterogeneity implies that, equivalently, we can model customers as arriving to the system according to a state-dependent Poisson process with rate $\lambda_k(p)$, where k is the current queue length. A useful special case, which we will refer to as the $M/M/1$ queue, is when for all p the arrival rates $\lambda_k(p)$ are uniform across different states, with $\lambda_k(p) = \lambda_0(p)$ for all $k \geq 0$. To understand $\lambda_k(p)$, we can think of the system as consisting of a queue with an outside option. Let λ_{raw} be the “raw” arrival rate to the system and if we assume that conditioning on the queue length, arrived customers independently decide to join the queue with probability $\text{prob}(k, \mu, p)$, then $\lambda_k(p)$ can be set to be $\lambda_k(p) = \lambda_{\text{raw}} \text{prob}(k, \mu, p)$. We make no other assumptions on $\text{prob}(k, \mu, p)$. Below, we present two plausible examples of $\text{prob}(k, \mu, p)$.

Example 1 (Waiting cost). Consider a store that sells only one product at price p . Customers come to the store and wait in line to buy the product. For customer i , a plausible decision rule is the following:

$$\text{Join if } u_i \geq c_i \mathbb{E}[\text{waiting time} \mid \text{queue length}] + p. \quad (1)$$

Here u_i is the utility if customer i goes through the queue and gets the product and c_i is the cost of waiting per unit time. Since the service rate is μ , we can rewrite (1) as

$$\text{Join if } u_i \geq c_i k / \mu + p, \quad (2)$$

where k is the current queue length. Then in this case, we have that $\text{prob}(k, \mu, p) = \mathbb{P}_{(u_i, c_i) \sim F} [u_i \geq c_i k / \mu + p]$, where F is the distribution of (u_i, c_i) .

Example 2 (Group conformity). Consider a store that sells only one product at price p . Customers come to the store and wait in line to buy the product. If customers believe the length of the queue indicates the popularity of the store and thus the quality of the product, they may be more willing to join the queue when the length of the queue is longer. In this case, we will observe that, unlike in Example 1, $\text{prob}(k, \mu, p)$ is an increasing function of k .

In this model, any choice of p leads to a certain steady-state queue-length distribution, with an average rate $V(p)$ of customers processed by the system. The average processing rate accounts for two impacts of the price: Both the fact that in each state, the demand (i.e., customer entry rate) is moderated by the price; as well as the fact that the steady state fraction of time spent in different states is then indirectly determined by these entry rates. $V(p)$ is an important quantity with ties to many key operational measures. For example, it may be of interest for a social-welfare-maximizing platform who wishes to maximize the number of customers served given a constrained resource. Further, the rate $V(p)$ is obviously essential to quantify the average steady state revenue, expressed by $pV(p)$.

Given this setup, our focus here is on estimating the policy gradient $V'(p)$. This quantity would be of direct interest to any policymaker wanting to optimize the system via a gradient-based approach; see, e.g., [Wager and Xu \[2021\]](#) for formal results. A simple baseline estimator for $V'(p)$ would be to run a two-treatment switchback experiment where we consider a “high” treatment that applies a price slightly higher than p and a “low” treatment that applies a price slightly lower than p , and then estimate $V'(p)$ by measuring the difference in average observed processing rates in the “high” versus “low” states. We will seek to improve on this baseline by exploiting structure of our posited queueing model.

Remark 1 (State-dependent pricing). The framework presented above is sufficiently general to encompass state-dependent pricing. Specifically, assume that the system sets a price of b_k when the queue length is k . We may be interested in understanding, for instance, how the average customer processing rate changes if the price increases by a small percentage (e.g., 1%) across all states. Let $\lambda_k(p)$ represent the arrival rate in state k when the price is set to $b_k p$. We can then examine the policy gradient $V'(p)$ at $p = 1$ to analyze the impact of such small percentage price adjustments.

We assume throughout the paper that there is an upper limit on the queue length. In the context of Example 1, if the utilities u_i are drawn from a bounded set, then it follows that the queue length will have a finite support.

Assumption 1 (Bounded queue length). There exists a constant $K \in \mathbb{N}_+$ such that for any price p , $K = \min \{k : \lambda_k(p) = 0\}$.

2.1 Three representations of the policy gradient

In our setting, the queue length process is a continuous-time birth-death Markov chain. Let $\pi_k(p)$ denote the steady-state probability of being in state k . The average steady-state processing rate is equal to the average steady-state arrival rate and can be expressed as

$$V(p) = \bar{\lambda}(p) = \sum_k \pi_k(p) \lambda_k(p), \quad (3)$$

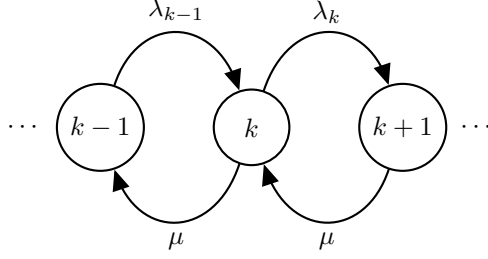


Figure 2: Illustration of the queue length process as a continuous-time Markov chain.

where $\bar{\lambda}(p)$ is the average steady-state arrival rate, and $\lambda_k(p)$ is the arrival with price p when the queue length is p . In order to build accurate estimators for our target estimand $V'(p)$, we start by giving multiple equivalent representations for it under our model.

We begin by using the chain rule and express $V'(p)$ as

$$\bar{\lambda}'(p) = \sum_k \lambda'_k(p) \pi_k(p) + \sum_k \pi'_k(p) \lambda_k(p).$$

This reveals a decomposition of the policy gradient into a direct effect and an indirect effect. Specifically, the term $\sum_k \lambda'_k(p) \pi_k(p)$ represents the direct effect, as it captures how the arrival rate is affected directly by alterations in the price p . On the other hand, the term $\sum_k \pi'_k(p) \lambda_k(p)$ corresponds to the indirect effect, as it reflects the impact of changing the price p on the average arrival rate mediated through alterations in the steady-state queue-length distribution. This arises because changing the price p causes shifts in the steady-state probabilities, resulting in different weightings for the average arrival rate across different queue lengths.

Due to the specific queueing structure present in this context, there is a correspondence between λ_k and π_k . Consequently, we are able to express the estimand $V'(p)$ in several distinct forms, each of which can serve as a target during the estimation stage.

Theorem 1. *Under Assumption 1, our target estimand can be expressed in the following three ways:*

$$V'(p) = \begin{cases} \bar{\lambda}'(p) & (\text{model-free expression}), \\ -\mu \pi'_0(p) & (\text{idle-time expression}), \\ \mu \pi_0(p) \sum_{k=0}^{K-1} \frac{\lambda'_k(p)}{\bar{\lambda}_k(p)} \sum_{i=k+1}^K \pi_i(p) & (\text{weighted direct effect}). \end{cases} \quad (4)$$

The first expression above is immediate from (3), and holds without any modeling assumptions. The second expression follows from a general principle called customer conservation [Krakowski, 1973], whereby the frequency of entries into the system equals the frequency of departures out of this system, i.e., $\bar{\lambda}(p) = (1 - \pi_0(p))\mu$. The proof of this second expression relies on the fact that customer conservation holds under our model; however, we note that the principle (and thus the result) in fact holds much more broadly, including in G/G/1 queues.

The third expression is the most intricate one, and depends on our queue satisfying the detailed balance condition $\lambda_k(p) \pi_k(p) = \mu \pi_{k+1}(p)$ for all k . What's interesting about this expression is that it only depends on the direct effects of a price change (here, $\lambda'_k(p)$)

can be interpreted as the direct effect of increasing p when the queue has length k), and on quantities $\lambda_k(p)$ and $\pi_k(p)$ which can be estimated by observing the queue in steady state (i.e., without price perturbations). Notably, all of the terms in this expression can be estimated via simple plug-ins without actually changing the steady state of the system. By contrast, a plug-in estimate for $\pi'_k(p)$ requires observation of system convergence to its stationary distribution at different price levels.

2.2 Plug-in estimation

We now consider using the three representations from Theorem 1 to build estimators for the policy gradient using data collected from a switchback experiment. Specifically, we will consider switchbacks that alternate prices between $p + \zeta$ and $p - \zeta$ for some small price perturbation $\zeta > 0$. When the expressions from Theorem 1 have terms that involve derivatives (e.g., $\lambda'_k(p)$), we estimate them via finite differences; whereas terms without derivatives (e.g., $\lambda_k(p)$) are estimated via simple averaging. Given that we focus on experiments that only have small price perturbations (and so finite difference estimators will be noisy), the terms involving derivatives will generally be the dominant sources of variance.

We consider two specific ways of running switchbacks: The interval switchback (IS) and the regenerative switchback (RS). In an interval switchback experiment, we divide the time horizon into intervals of equal length l . At each time $t = zl$ for some $z \in \mathbb{Z}_+$, the price is set to be $p + \zeta$ or $p - \zeta$ with probability $1/2$ independently, and the price is kept the same in the time interval $[zl, (z+1)l]$ [Bojinov et al., 2022, Hu and Wager, 2022]. In a regenerative switchback experiment, the price can only be changed when the queue length is k_r . At each visit of state k_r , the price is set to be $p + \zeta$ or $p - \zeta$ with probability $1/2$ independently [Johari, 2019, Glynn et al., 2022].

Targeting different representations of the estimand enables us to construct different estimators using data from a switchback experiment. Let T be the time horizon of the experiments. Let T_+ (T_-) be the amount of time the price is at $p + \zeta$ ($p - \zeta$). Let N_+ (N_-) be the number of arrivals to the system when the price is at $p + \zeta$ ($p - \zeta$). Targeting $\lambda'(p)$, we get a plug-in model-free estimator

$$\hat{\tau}_\lambda = \frac{1}{2\zeta} \left(\frac{N_+}{T_+} - \frac{N_-}{T_-} \right). \quad (5)$$

Meanwhile, for the idle-time-based estimator, writing $T_{0,+}$ ($T_{0,-}$) for the amount of time the queue length is zero and the price is at $p + \zeta$ ($p - \zeta$), let

$$\hat{\tau}_{\pi_0} = -\frac{\mu}{2\zeta} \left(\frac{T_{0,+}}{T_+} - \frac{T_{0,-}}{T_-} \right). \quad (6)$$

Finally, for the weighted direct effect estimator, let T_k be the amount of time the queue length is k . Let $T_{k,+}$ ($T_{k,-}$) be the amount of time the price is at $p + \zeta$ ($p - \zeta$) and the queue length is k . Let $N_{k,+}$ ($N_{k,-}$) be the number of arrivals to the system when the price is at $p + \zeta$ ($p - \zeta$) and the queue length is k . We construct $\hat{\Delta}_k$ as a finite-difference estimator for $\lambda'_k(p)/\lambda_k(p)$:

$$\hat{\Delta}_k = \frac{1}{\zeta} \frac{N_{k,+}/T_{k,+} - N_{k,-}/T_{k,-}}{N_{k,+}/T_{k,+} + N_{k,-}/T_{k,-}}. \quad (7)$$

Finally, plugging this into our expression from Theorem 1 lets us estimate the policy gradient

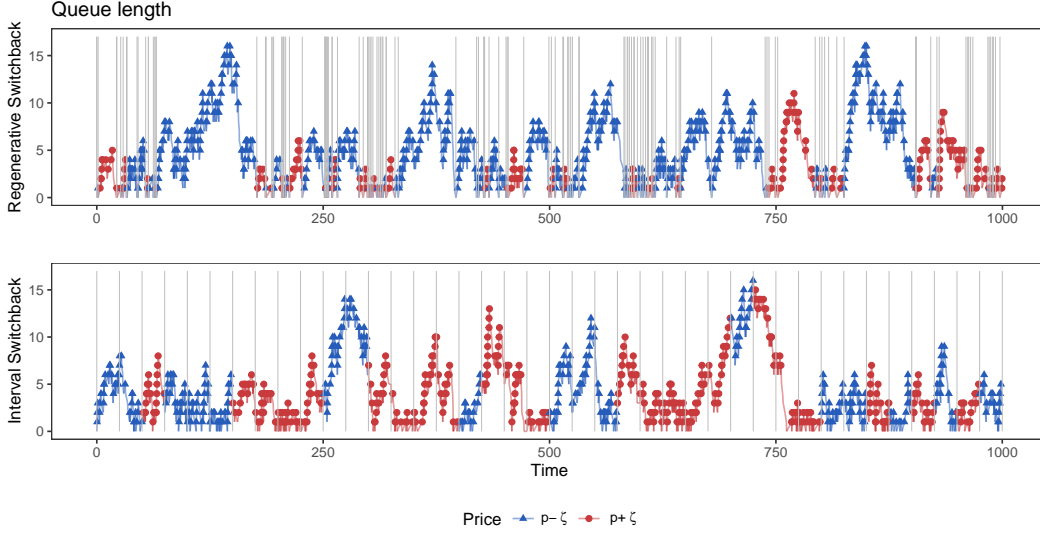


Figure 3: Illustration of the two types of switchback experiments. Every dot indicates a new arrival. Blue dots/curve correspond to a price of $p - \zeta$, and red dots/curve correspond to a price of $p + \zeta$. In regenerative switchback experiments, the price is only switched when the queue is empty. In interval switchback experiments, the price is only switched at some fixed time (when $t = 25z$, for $z \in \mathbb{Z}$ in this example).

	Model-free	Idle-time-based	Weighted direct effect
Target expression	$\bar{\lambda}'(p)$	$-\mu\pi_0'(p)$	$\mu\pi_0(p) \sum_{k=0}^{K-1} \frac{\lambda_k'(p)}{\lambda_k(p)} \sum_{i=k+1}^K \pi_i(p)$
Estimator	$\hat{\tau}_{\bar{\lambda}}$	$\hat{\tau}_{\pi_0}$	$\hat{\tau}_{\text{WDE}}$

Table 1: Summary of the estimators considered.

as a weighted average of the $\hat{\Delta}_k$:

$$\hat{\tau}_{\text{WDE}} = \mu \frac{T_0}{T} \sum_{k=0}^{K-1} \hat{\Delta}_k \sum_{i=k+1}^K \frac{T_i}{T}. \quad (8)$$

We summarize the notation for the estimators in Table 1.

3 Asymptotic Behavior under Stationarity

In this section, we study the asymptotic behaviors of the estimators under stationarity, with a growing time horizon $T \rightarrow \infty$. All estimators depend on the price perturbation ζ and the time horizon T , and to make this explicit we write them as $\hat{\tau}(T, \zeta)$. We focus on the regime where the perturbation size ζ shrinks as the time horizon T grows; we write ζ_T to emphasize such dependency. We make the following assumption on the scaling of ζ_T .

Assumption 2 (Price perturbation). The price perturbation ζ_T satisfies $\sqrt{T}\zeta_T \rightarrow \infty$ and $\sqrt{T}\zeta_T^2 \rightarrow 0$ as $T \rightarrow \infty$.

We further make an assumption on the scale and smoothness of the functions $\lambda_k(p)$.

Assumption 3 (Boundedness and smoothness). There exist positive constants B_0 , B_1 and B_2 such that $B_0 \leq \lambda_k(p) \leq B_1$, and $|\lambda_k''(p)| \leq B_2$ for any price p and $k \in \{0, 1, \dots, K-1\}$.

Finally, we introduce Assumption 4 regarding the interval length in the interval switchback experiment. Specifically, the interval length needs to be sufficiently long to ensure that carryover effects from the previous period are not strong enough to bias the estimator. Additionally, we assume that prices are set to $p + \zeta_T$ for approximately half of the total time. When the interval length is long, and thus the number of intervals is small, the vanilla interval switchback experiment (where a coin is independently tossed at the beginning of each interval) needs to be modified to avoid highly unbalanced designs. To address this, one option is to directly exclude highly unbalanced scenarios: for example, in the extreme case where only one switch occurs at time $T/2$, we should exclude situations where the price remains the same across both intervals. Alternatively, more sophisticated designs, such as Efron's biased coin design [Efron, 1971], can be used to enforce a more balanced experiment.

Assumption 4 (Interval length). In the interval switchback experiment, the interval length l_T satisfies $l_T/\sqrt{T} \rightarrow \infty$ as $T \rightarrow \infty$. Additionally, prices are set independently of arrivals and departures such that $T_+ = T/2 + o_p(\sqrt{T})$.

Under the above assumptions, we establish central limit theorems for all proposed estimators. We provide proof outlines in Section 7. Additional proofs of the propositions are in Appendix A.

Theorem 2 (Model-free estimator). *Under Assumptions 1-4, assume further that the data is generated from either the interval switchback experiment or the regenerative switchback experiment. Then,*

$$\sqrt{T\zeta_T^2} (\hat{\tau}_\lambda(T, \zeta_T) - V'(p)) \Rightarrow \mathcal{N}(0, \sigma_\lambda^2(p)), \quad (9)$$

as $T \rightarrow \infty$, where

$$\sigma_\lambda^2(p) = (1 - \pi_0(p))\mu + 2\mu\pi_0(p) \left(\sum_{k=1}^{K-1} \frac{S_k(p)S_{k+1}(p)}{\pi_k(p)} - (1 - \pi_0(p)) \sum_{k=1}^K \frac{S_k^2(p)}{\pi_k(p)} \right), \quad (10)$$

and $S_k(p) = \sum_{j=k}^K \pi_j(p)$.

Theorem 3 (Idle-time-based estimator). *Under Assumptions 1-4, assume further that the data is generated from either the interval switchback experiment or the regenerative switchback experiment. Then,*

$$\sqrt{T\zeta_T^2} (\hat{\tau}_{\pi_0}(T, \zeta_T) - V'(p)) \Rightarrow \mathcal{N}(0, \sigma_{\pi_0}^2(p)), \quad (11)$$

as $T \rightarrow \infty$, where

$$\sigma_{\pi_0}^2(p) = 2\mu\pi_0^2(p) \sum_{k=1}^K \frac{S_k^2(p)}{\pi_k(p)}, \text{ and } S_k(p) = \sum_{j=k}^K \pi_j(p). \quad (12)$$

Theorem 4 (Weighted direct effect estimator). *Under Assumptions 1-4, assume further that the data is generated from either the interval switchback experiment or the regenerative switchback experiment. Then,*

$$\sqrt{T}\zeta_T^2(\hat{\tau}_{\text{WDE}}(T, \zeta_T) - V'(p)) \Rightarrow \mathcal{N}(0, \sigma_{\text{WDE}}^2(p)), \quad (13)$$

as $T \rightarrow \infty$, where

$$\sigma_{\text{WDE}}^2(p) = \mu\pi_0^2(p) \sum_{k=1}^K \frac{S_k^2(p)}{\pi_k(p)}, \text{ and } S_k(p) = \sum_{j=k}^K \pi_j(p). \quad (14)$$

Comparing the three asymptotic variances, we find that the asymptotic variance of the weighted direct effect estimator is always a half of that of the idle-time-based estimator. Furthermore, the following theorem establishes that the asymptotic variance of the weighted direct effect estimator is no larger than that of the model-free estimator.

Theorem 5 (Variance comparison). *Assume that there is a constant $K \in \mathbb{N}_+ \cup \infty$ such that for any price p , $K = \min\{k : \lambda_k(p) = 0\}$.¹ Then,*

$$\sigma_{\text{WDE}}^2(p) = \frac{1}{2}\sigma_{\pi_0}^2(p), \quad (15)$$

and

$$\sigma_{\text{WDE}}^2(p) \leq \sigma_{\lambda}^2(p), \quad (16)$$

where $\sigma_{\lambda}^2(p)$, $\sigma_{\pi_0}^2(p)$ and $\sigma_{\text{WDE}}^2(p)$ are defined in (10), (12) and (14) respectively. In (16), the equality holds if and only if the queue is an $M/M/1$ queue when the price is set at p , i.e., $\lambda_k(p) = \lambda_0(p)$ for all $k \geq 0$.

Remark 2 ($K = \infty$). Theorems 2-4 are established under Assumption 1, which requires the queue length to be bounded above by a positive integer K . Nonetheless, the expressions for the variances (Equations (10), (12) and (14)) are still well-defined when $K = \infty$. In Theorem 5, we establish that equality in (16) holds if and only if the queue is an $M/M/1$ queue; however, for an $M/M/1$ queue, the queue length is not bounded and so the central limit theorem results proven above cannot be applied directly (although we do still conjecture that they hold).

3.1 Variance estimators and confidence intervals

Theorems 2-4 provide us with central limit theorems that come with explicit formulae for the variance. These variance formulae can be utilized to obtain estimators for the variance. Moreover, since the estimators derived from these theorems exhibit an asymptotic normal distribution, we can take advantage of this property to construct confidence intervals.

In particular, if we define T_k as the total time the queue length is equal to k , then the ratio T_k/T serves as a natural estimator for the probability π_k . We denote this estimator as $\hat{\pi}_k = T_k/T$. We note that the asymptotic variances of the estimators are functions of the true probabilities π_k . To obtain estimators for the variances, we can employ a plug-in approach by substituting the estimated probabilities $\hat{\pi}_k$ into the formulae involving π_k :

$$\hat{\sigma}_{\lambda}^2 = (1 - \hat{\pi}_0)\mu + 2\mu\hat{\pi}_0 \left(\sum_{k=1}^{K-1} \frac{\hat{S}_k \hat{S}_{k+1}}{\hat{\pi}_k} - (1 - \hat{\pi}_0) \sum_{k=1}^K \frac{\hat{S}_k^2}{\hat{\pi}_k} \right), \quad (17)$$

¹We take the convention that $\min(\emptyset) = \infty$.

$$\hat{\sigma}_{\pi_0}^2 = 2\mu\hat{\pi}_0^2 \sum_{k=1}^K \frac{\hat{S}_k^2}{\hat{\pi}_k}, \quad \text{and} \quad \hat{\sigma}_{\text{WDE}}^2 = \mu\hat{\pi}_0^2 \sum_{k=1}^K \frac{\hat{S}_k^2}{\hat{\pi}_k}, \quad (18)$$

where $\hat{S}_k = \sum_{j=k}^K \hat{\pi}_j$.

Theorem 6 (Variance estimators). *Under Assumptions 1-4, the variance estimators are consistent:*

$$\hat{\sigma}_{\lambda}^2 \xrightarrow{P} \sigma_{\lambda}^2, \quad \hat{\sigma}_{\pi_0}^2 \xrightarrow{P} \sigma_{\pi_0}^2, \quad \hat{\sigma}_{\text{WDE}}^2 \xrightarrow{P} \sigma_{\text{WDE}}^2, \quad (19)$$

as $T \rightarrow \infty$.

Because the variance estimators are consistent, by Slutsky's theorem, we have that

$$\frac{\sqrt{T\zeta_T^2}}{\hat{\sigma}_{\lambda}} (\hat{\tau}_{\lambda}(T, \zeta_T) - V'(p)) \Rightarrow \mathcal{N}(0, 1), \quad (20)$$

as $T \rightarrow \infty$. Similar results holds for the other estimators. Then, constructing confidence intervals becomes straightforward. For a desired confidence level of $(1 - \alpha)$, we can construct a confidence interval for $V'(p)$ based on the estimator $\hat{\tau}_{\lambda}(T, \zeta_T)$ as follows:

$$\hat{\tau}_{\lambda}(T, \zeta_T) \pm Z_{\alpha/2} \hat{\sigma}_{\lambda}(p) \sqrt{T\zeta_T^2}, \quad (21)$$

where $Z_{\alpha/2}$ represents the $\alpha/2$ -upper quantile of the standard Gaussian distribution. Again, the same procedure can be applied to the other estimators.

3.2 Some illustrations of the asymptotic variance

To illustrate the theoretical results, we compute the asymptotic variances of the estimators in a few concrete examples. In Figures 4-7, we plot the steady-state probabilities and the asymptotic variances (scaled by $T\zeta_T^2$) of the estimators.

$M/M/1$ queue We start with a simple $M/M/1$ queue. In Figure 4, we set $\mu = 1$ and $\lambda_k = \lambda$ for $k \geq 0$, where we take $\lambda = 0.5$ in the left panel and let λ be a varying parameter in the right panel. As shown in Theorem 5, the asymptotic variances of the weighted direct effect estimator and the model-free estimator are the same. We observe that the two curves of asymptotic variances ($\sigma_{\text{WDE}}^2(p)$ and $\sigma_{\lambda}^2(p)$) overlap perfectly, while $\sigma_{\pi_0}^2(p)$ is twice as large.

Zero-deflated or zero-inflated $M/M/1$ queue We then consider a slightly modified $M/M/1$ queue in Figure 5. We take λ_0 to be different from the other λ_k . We set $\mu = 1$ and $\lambda_k = 0.5$ for $k \geq 1$. In the left panel, we take $\lambda_0 = 1$ and in the right panel, we let λ_0 be a varying parameter. We observe from the right panel that $\sigma_{\text{WDE}}^2(p)$ is strictly smaller than $\sigma_{\lambda}^2(p)$ except when $\lambda_0 = 0.5$. Note that 0.5 is the value of other λ_k , and thus when $\lambda_0 = 0.5$, this becomes an $M/M/1$ queue. Comparing $\sigma_{\lambda}^2(p)$ and $\sigma_{\pi_0}^2(p)$, we find that $\sigma_{\pi_0}^2(p)$ becomes smaller than $\sigma_{\lambda}^2(p)$ when λ_0 is large. Under this zero-deflated $M/M/1$ queueing model, when λ_0 is large, π_0 is small.

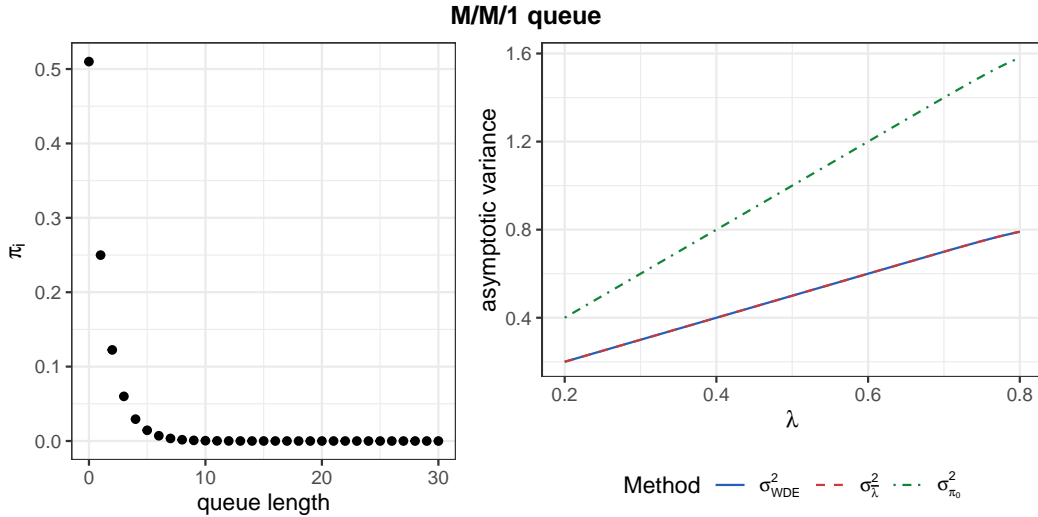


Figure 4: In an $M/M/1$ queue, $\sigma_{\text{WDE}}^2(p)$ and $\sigma_{\lambda}^2(p)$ are the same.

Joining probability: power law We consider a more realistic setting: customers are more willing to join the queue when the queue is shorter (so that the expected waiting time is lower). In Figure 6, we take $\mu = 1$ and $\lambda_k = 2(k + 1)^{-\alpha}$ for $k \in \{0, \dots, 14\}$. In the left panel, we take $\alpha = 0.4$ and in the right panel, we let α be a varying parameter. We observe from the right panel that $\sigma_{\lambda}^2(p)$ is strictly larger than $\sigma_{\pi_0}^2(p)$ and $\sigma_{\text{WDE}}^2(p)$. In the left panel, we observe that the queue length is concentrated around 3. This is because when the queue is short, the arrival rate is higher and the queue quickly becomes longer, whereas when the queue is long, the arrival rate is lower and the queue quickly becomes shorter.

Group conformity: preference for longer queues We consider the setting introduced in Example 2: customers are more willing to join longer queues because they believe that queue length is an indicator of the quality of the product. In Figure 7, we take $\mu = 1$ and $\lambda_k = \lambda(0.5 + (k - 7)/200)$ for $k \in \{0, \dots, 14\}$. In the left panel, we take $\lambda = 2$ and in the right panel, we let λ be a varying parameter. In the right panel, we see that $\sigma_{\text{WDE}}^2(p)$ is always lower than the other two and that $\sigma_{\pi_0}^2(p)$ is smaller than $\sigma_{\lambda}^2(p)$ when λ is large. In the left panel, we observe an interesting phenomenon: with high probability, the queue is either very long or very short. This is because when the queue is long, more customers are attracted, and the queue typically stays relatively large; conversely, for the same reason, when the queue is short, it typically stays relatively short. Therefore, we observe the queue oscillating between the state of very long and very short. We recognize that this example is somewhat unconventional within the queueing literature.

Broadly, it's worth noting that our focus is not on directly modeling customer behavior. Instead, we treat customer behavior as “black-boxed” within the state-dependent arrival rate. The tools we developed here are intended to accommodate a variety of customer utility patterns.

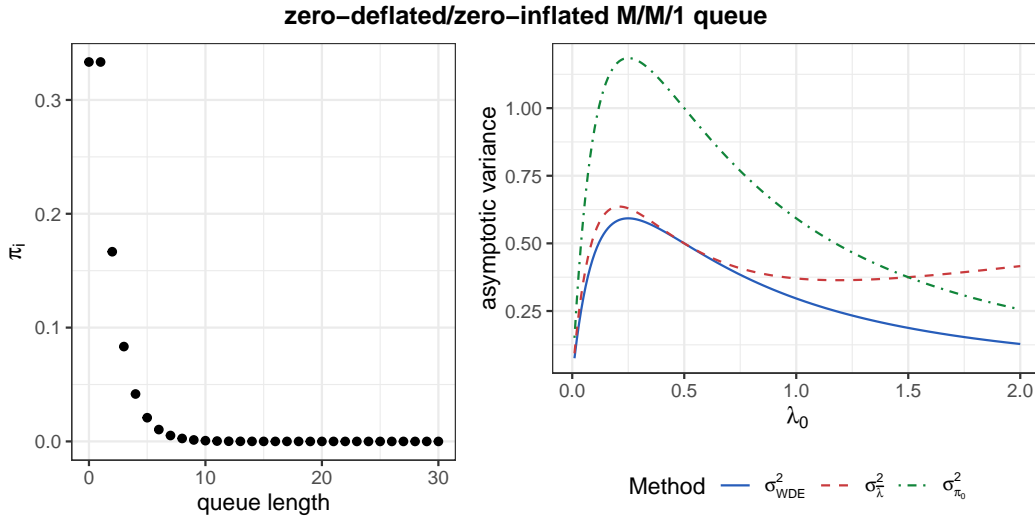


Figure 5: In a zero-deflated or zero-inflated $M/M/1$ queue, $\sigma_{\text{WDE}}^2(p)$ is strictly smaller than $\sigma_{\lambda}^2(p)$ except when $\lambda_0 = 0.5$ (corresponding to an $M/M/1$ queue). When λ_0 is large, $\sigma_{\pi_0}^2(p)$ is smaller than $\sigma_{\lambda}^2(p)$.

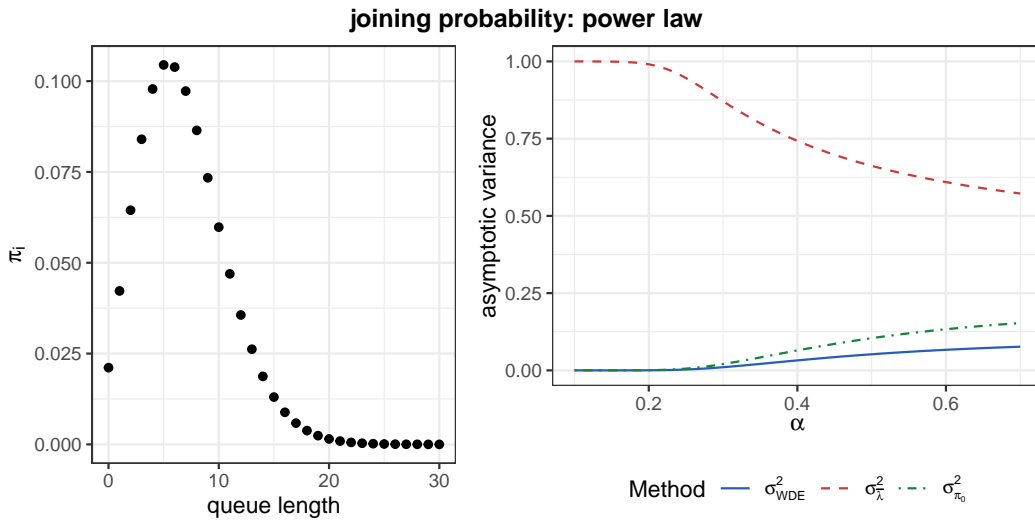


Figure 6: A setting where customers are more willing to join the queue when the queue is shorter. In this setting, $\sigma_{\lambda}^2(p)$ is strictly larger than $\sigma_{\pi_0}^2(p)$ and $\sigma_{\text{WDE}}^2(p)$. The queue length is fairly concentrated.

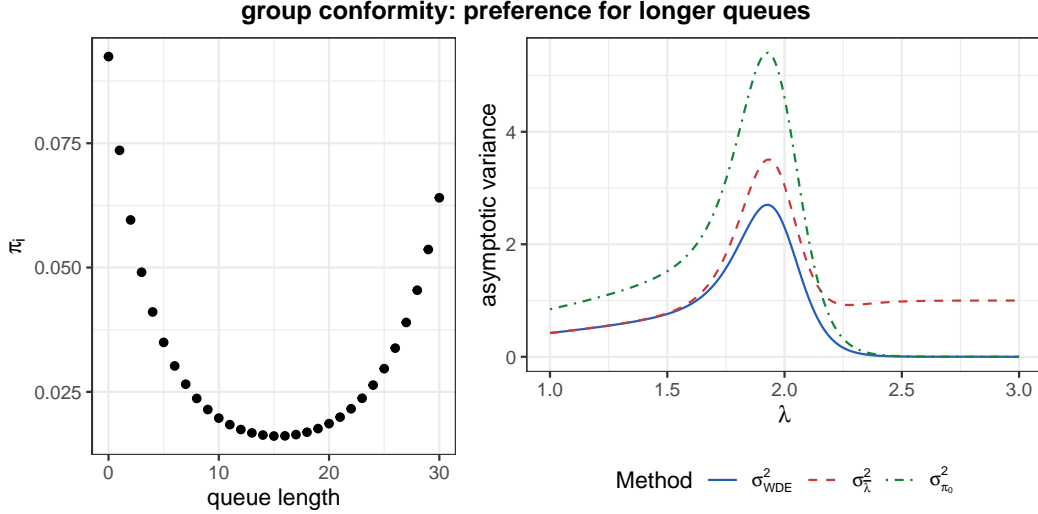


Figure 7: A setting where customers are more willing to join longer queues. In this setting, $\sigma_{\text{WDE}}^2(p)$ is always lower than the other two and $\sigma_{\pi_0}^2(p)$ is smaller than $\sigma_{\lambda}^2(p)$ when λ is large. The queue oscillates between the state of very long and very short.

4 Randomization at the User Level

Up until now, we have discussed switchback experiments from a theoretical perspective, considering interval switchback experiments that switch only once during the course of the experiment. However, in practice, switchback experiments often involve much more frequent switches. Selecting an appropriate interval length for an interval switchback experiment is challenging, particularly because the interval length needs to be predetermined before running the experiment.

Interestingly, among the three estimators we consider—the model-free estimator, the idle-time-based estimator, and the weighted direct effect estimator—the weighted direct effect estimator appears to be less sensitive to very short interval lengths. Typically, a very short interval length can lead to a strong carryover effect from one period to the next, potentially causing bias in the analysis if the queue length process does not have enough time to converge to steady state. However, the weighted direct effect estimator is designed to remove interference, and the carryover effect is a manifestation of that same interference. More precisely, carryover effects affect plug-in estimation of $\pi'_k(p)$, which influences both the model-free and idle-time-based expressions of the policy gradient, but do not affect plug-in estimators based on the weighted direct effect expression. Therefore, the weighted direct effect estimator does not suffer from the problem of excessive carryover effect when the interval length is short, suggesting that a short interval length approaching zero is still viable when using the weighted direct effect estimator.

Motivated by the above discussion, we naturally wonder what happens when we consider the interval switchback experiment and let the interval length approach zero. As the interval lengths become infinitesimally small, the experiment essentially transitions into a user-level randomization (UR) scheme. In a user-level experiment, rather than applying the same price to all customers arriving within a given time window, we randomize the price for each

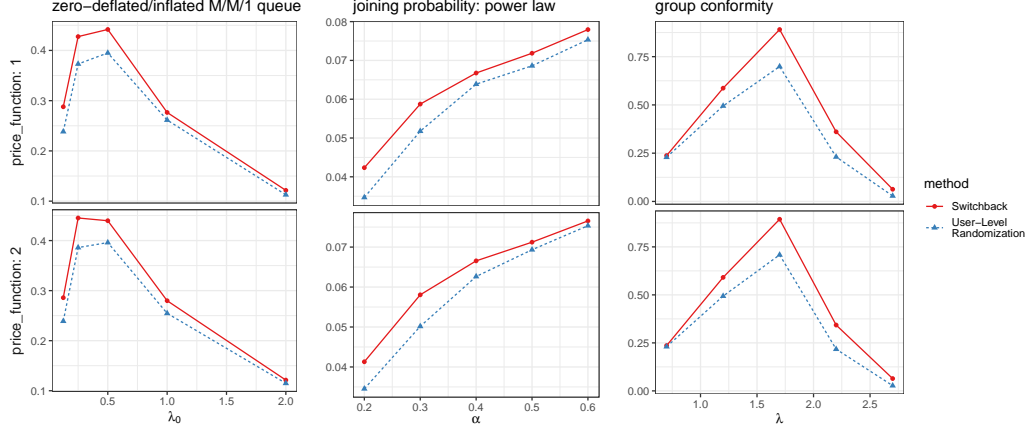


Figure 8: Mean squared errors (scaled by $T\zeta_T^2$) of the weighted direct effect estimators: comparing the interval switchback experiment with larger interval length to the user-level experiment.

individual customer. Specifically, for customer i , the price is set as:

$$p_i = p + \zeta \varepsilon_i, \quad \text{where } \varepsilon_i \stackrel{\text{iid}}{\sim} \pm 1 \text{ uniformly at random.} \quad (22)$$

Note that we are switching between two prices that are very close to each other, which renders the user-level experiment equivalent to the local perturbation experiment proposed by [Wager and Xu \[2021\]](#).

We can then define a new weighted direct effect estimator with the user-level experiment. More specifically, let $T_{\text{UR},k}$ represent the amount of time the queue length is at k . Let $N_{\text{UR},k,+}$ ($N_{\text{UR},k,-}$) be the number of customers joining the queue with price $p + \zeta$ ($p - \zeta$) when the queue length is at k . Define

$$\hat{\Delta}_{\text{UR},k} = \frac{N_{\text{UR},k,+} - N_{\text{UR},k,-}}{\zeta(N_{\text{UR},k,+} + N_{\text{UR},k,-})}. \quad (23)$$

as an estimator of $\lambda'_k(p)/\lambda_k(p)$. Plugging the above into our expression from [Theorem 1](#), we can define the following estimator:

$$\hat{\tau}_{\text{UR}} = \mu \frac{T_{\text{UR},0}}{T} \sum_{k=0}^{K-1} \hat{\Delta}_{\text{UR},k} \sum_{i=k+1}^K \frac{T_{\text{UR},i}}{T}. \quad (24)$$

Empirically, $\hat{\tau}_{\text{UR}}$ demonstrates some finite-sample advantages over the usual $\hat{\tau}_{\text{WDE}}$. In particular, we compare the performances of $\hat{\tau}_{\text{WDE}}$ (with switchback experiment) and $\hat{\tau}_{\text{UR}}$ in settings discussed in [Section 3.2](#), using $T = 2000$. The details of the simulations are provided in [Appendix B.2](#). In [Figure 8](#), we plot the mean squared errors of the two estimators. We find that the estimator based on the user-level experiment outperforms that based on the usual switchback experiment.

Theoretically, we establish in [Theorem 7](#) below that the weighted direct effect estimator with a user-level experiment enjoys the same asymptotic variance guarantee as that with a usual interval switchback experiment.

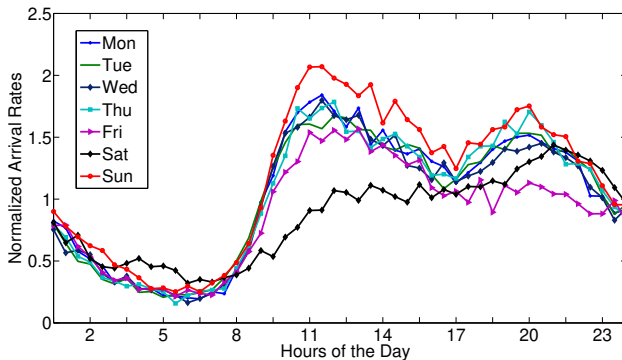


Figure 9: Half-hourly arrival rates obtained from emergency department records in the SEEStat database [SEE-Center, 2009]. Note that there are significant intra-day variations where arrivals are more prevalent around mid-day and less so in early mornings. Day to day variations are also present in the data: not only are arrival rates tend to lower on Saturdays, they also tend to peak later in the day rather than around noon.

Theorem 7. *Under Assumptions 1-3, using the weighted direct effect estimator with a user-level experiment yields*

$$\sqrt{T}\zeta_T^2(\hat{\tau}_{\text{UR}}(T, \zeta_T) - V'(p)) \Rightarrow \mathcal{N}(0, \sigma_{\text{UR}}^2(p)), \quad (25)$$

as $T \rightarrow \infty$, where

$$\sigma_{\text{UR}}^2(p) = \mu\pi_0^2(p) \sum_{k=1}^K \frac{S_k^2(p)}{\pi_k(p)}, \text{ and } S_k(p) = \sum_{j=k}^K \pi_j(p). \quad (26)$$

5 Non-Stationary Environments

The discussion thus far has centered on an idealized context characterized by full stationarity. However, in practical scenarios, significant non-stationarity can be observed in the arrival rates. For instance, examining the half-hourly arrival rates to an emergency department, one might observe patterns akin to those in Figure 9.

In the presence of non-stationarity, additional considerations are necessary when running interval switchback experiments. One key challenge lies in selecting an appropriate interval length. On the one hand, as discussed in Section 4, if the interval length is too short, a strong carryover effect from the previous period to the new period may occur. On the other hand, if the interval length is too long, non-stationarity can significantly impact the results. For example, in an extreme case, switching once a year might mean that observed differences between two periods are more likely due to changes in the external environment rather than the intended price change.

Given this observation, the user-level experiment combined with the weighted direct effect estimator appears to be more attractive in settings with non-stationarity. As discussed in Section 4, the weighted direct effect estimator is less sensitive to very short interval lengths, and very short interval lengths are helpful in dealing with non-stationarity.

There is one additional caution to be taken when applying the weighted direct effect estimator (using switchback or user-level experiment) in a non-stationary environment. Notice that the logic behind the weighted direct effect estimator is rooted in the steady-state balance equation of the underlying Markov chain, which is an intrinsically stationary concept. Therefore, when using it in a non-stationary setting, we find it necessary to construct temporally “local” versions of the estimators for $\lambda'_k(p)/\lambda_k(p)$ and $\pi_k(p)$, which can be thought of as capturing the system dynamics within small, and therefore relatively stationary, time intervals. Specifically, we will partition the entire time horizon into consecutive, non-overlapping windows of length s , indexed by $w \in \mathbb{N}$. Within the w -th window, we can construct $\hat{\Delta}_{k,w}$ as a local estimator for $\lambda'_k(p)/\lambda_k(p)$:

$$\hat{\Delta}_{k,w} = \frac{1}{\zeta} \frac{N_{k,w,+}/T_{k,w,+} - N_{k,w,-}/T_{k,w,-}}{N_{k,w,+}/T_{k,w,+} + N_{k,w,-}/T_{k,w,-}}, \quad (27)$$

Subsequently, the weighted direct effect estimator can be similarly constructed:

$$\hat{\tau}_{\text{WDE}}(s) = \mu \frac{s}{T} \sum_w \left[\frac{T_{0,w}}{s} \sum_{k=0}^{K-1} \hat{\Delta}_{k,w} \sum_{i=k+1}^K \frac{T_{i,w}}{s} \right]. \quad (28)$$

In these equations, $T_{k,w}$ denotes the amount of time the queue length is k within window w ; $T_{k,w,+}$ ($T_{k,w,-}$) denotes the amount of time the price is at $p + \zeta$ ($p - \zeta$) and the queue length is k in window w ; and $N_{k,w,+}$ ($N_{k,w,-}$) denotes the number of arrivals to the system when the price is at $p + \zeta$ ($p - \zeta$) and the queue length is k in window w . Similarly, when we run a user-level experiment, we can construct:

$$\hat{\Delta}_{\text{UR},k,w} = \frac{1}{\zeta} \frac{N_{k,w,+} - N_{k,w,-}}{N_{k,w,+} + N_{k,w,-}}, \quad (29)$$

$$\hat{\tau}_{\text{UR}}(s) = \mu \frac{s}{T} \sum_w \left[\frac{T_{0,w}}{s} \sum_{k=0}^{K-1} \hat{\Delta}_{\text{UR},k,w} \sum_{i=k+1}^K \frac{T_{i,w}}{s} \right]. \quad (30)$$

To distinguish from the interval length, we refer to the above window length s as the *kernel length*. The kernel length represents the duration of the window used to construct local estimators in our data analysis after the experiments have been conducted.

5.1 Formal results

The simulation results from the previous section suggest that the user-level experiment combined with the weighted direct effect estimator is a favorable option in non-stationary environments. In this subsection, we provide further theoretical justification for the use of the weighted direct effect estimator with the user-level experiment. We show that as long as the non-stationarity evolves slowly over time—i.e., the system exhibits relatively stable behavior over short periods—the $\hat{\tau}_{\text{UR}}(s)$ estimator defined in (30) remains a consistent estimator for the target of interest.

Assumption 5 (Finitely many change points). There are B change points in arrival rate: there exist several time points $0 = t^{(0)} < t^{(1)} < \dots < t^{(B-1)} < t^{(B)} = 1$ and several arrival rate functions $\lambda_k^{(1)}(p), \dots, \lambda_k^{(B)}(p)$ such that for any $t \in (t^{(b-1)}T, t^{(b)}T]$, the state dependent arrival rate at t is

$$\lambda_{k,t}(p) = \lambda_k^{(b)}(p). \quad (31)$$

Under Assumption 5, the average processing rate $V(p)$ becomes

$$V(p) = \sum_{b=1}^B (t^{(b)} - t^{(b-1)}) V^{(b)}(p) = \sum_{b=1}^B (t^{(b)} - t^{(b-1)}) \left(\sum_{k=0}^b \pi_k^{(b)}(p) \lambda_k^{(b)}(p) \right), \quad (32)$$

and thus the quantity of interest is the gradient:

$$V'(p) = \sum_{b=1}^B (t^{(b)} - t^{(b-1)}) V^{(b)'}(p). \quad (33)$$

Theorem 8. *Under Assumptions 1, 2, 3 and 5, assume further that $s_T/T \rightarrow 0$ and $s_T \zeta_T^2 \rightarrow \infty$. Let $\tilde{\tau}_{\text{UR}}(s_T)$ be a truncated version of $\hat{\tau}_{\text{UR}}(s_T)$, as defined in (89) in Section 7.8. Using the weighted direct effect estimator with a user-level experiment yields*

$$\tilde{\tau}_{\text{UR}}(s_T) \xrightarrow{p} V'(p), \quad (34)$$

as $T \rightarrow \infty$.

5.2 A non-stationary simulator

In this section, we develop a non-stationary simulator using real-world arrival rate data. We then use it to assess the performance of the different switchback design and estimators in a non-stationary environment. A main insight from this analysis is that the user-level experiment combined with the weighted direct effect estimator appears to be the most performant across all designs, even in the face of non-stationarity.

Following Xu and Chan [2016], we construct a set of half-hourly arrival rate traces using emergency department records from the SEESat database [SEE-Center, 2009]. In particular, we focus on the HomeHospital dataset within SEESat and calculate the average arrival rates to the emergency department based on records from 2004. Figure 9 provides an illustration of these data.

Specifically, we set the experiment's horizon at $T = 4$ weeks. We employ a Poisson process with time-varying rates to model the raw arrivals, utilizing the half-hourly arrival rate shown in Figure 9 for these time-varying rates. The joining probability is modeled using the proportional balking model [Hassin and Haviv, 2003], where the state-dependent arrival rate is given by:

$$\lambda_{t,k}(p) = \frac{C_t}{k+1}, \quad (35)$$

where C_t is a time-dependent quantity that does not depend on the queue length. The primary aim of this simulator is to replicate the level of non-stationarity commonly encountered in practical settings. For detailed information on the simulator, see Appendix B.1.

We test the performance of the three estimators discussed in the paper on the simulator. For the model-free estimator and the idle-time-based estimator, we set the kernel length equal to T and vary the interval length. For the weighted direct effect estimator, based on the intuition developed in Section 4, we set the interval length to be 0, i.e., we consider the user-level experiment and vary the kernel length. Figure 10 plots the root mean square errors of the estimators on the y -axis against the interval length/kernel length on the x -axis.

From Figure 10, we observe that the performance ranking of the three estimators aligns with our theoretical predictions: $\hat{\tau}_{\text{WDE}}$ outperforms both $\hat{\tau}_{\pi_0}$ and $\hat{\tau}_{\bar{\lambda}}$. More specifically,

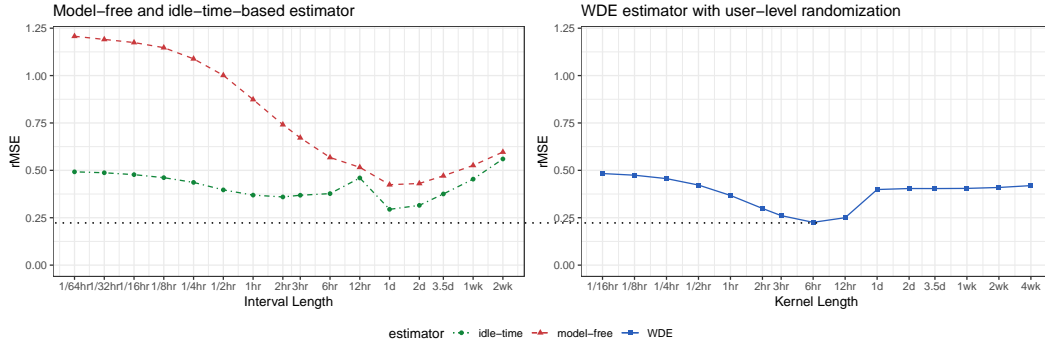


Figure 10: Root mean square error of the three estimators with the kernel length set to T for the weighted direct effect estimator.

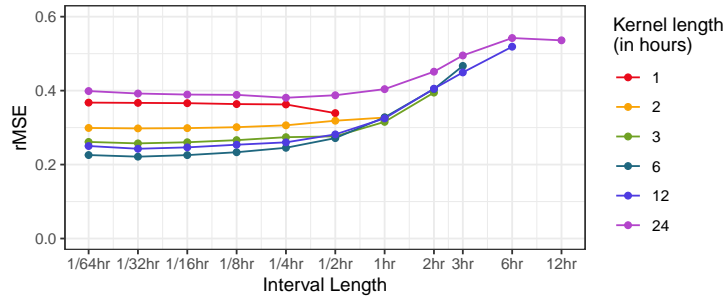


Figure 11: Root mean square error of the weighted direct effect estimator with different interval lengths and kernel lengths: The error is minimal at interval lengths close to zero for all reasonable choices of kernel lengths.

the weighted direct effect estimator combined with user-level randomization and a kernel length of six hours offers the lowest root mean square error among all other combinations of estimator and experimental design.

Looking more closely at Figure 10, we find that the choice of the correct interval length (for the model-free and idle-time-based estimators) or kernel length (for the weighted direct effect estimator) appears to be crucial, as varying lengths result in markedly different performances of the estimators. For the interval length, in this emergency department case study, the more pronounced non-stationarity within a single day compared to between days might partly explain why the model-free and idle-time-based estimators perform relatively well when the interval length is set to one day. For the kernel length, there appears to be a variance-bias tradeoff: when the kernel length is small, the bias of the local estimators is small, but the variance is large because the effective sample size is smaller. Conversely, when the kernel length is large, the bias increases as we pool data across time points that can be very different, but the variance decreases.

Finally, to validate our intuition that the user-level experiment is a good choice of experiment when using the weighted direct effect estimator, we examine the performance of the weighted direct effect estimator with different interval lengths and kernel lengths on the simulator. Figure 11 demonstrates that the root mean square error of the weighted direct

effect estimator is minimized at interval lengths close to zero for all reasonable choices of kernel lengths.

5.3 Choosing hyper-parameters: kernel versus interval length

We have seen from the earlier sections that the accuracy of both the switchback experiment and the user-level randomization experiment is sensitive to the choice of hyper-parameters: the interval length for switchbacks and the kernel length for user-level randomization, respectively. While there does not appear to be any simple and effective rule to determine the optimal values for either hyper-parameter, we believe that it is still preferable to fine-tune the kernel length than it is interval length, therefore making the user-level randomization design more attractive.

First, it may be easier to identify a performant kernel value. This is because the data collection procedure under user-level randomization does not depend on the kernel value, and therefore the hyper-parameter can be chosen after the experiment has already been completed. This is convenient especially when historical data on the system dynamics is scarce, as we can use data collected during the experiment itself to determine an appropriate kernel length. For instance, in the example presented earlier in this section, it is visually clear from the macro observational data (Figure 9) that the system exhibits intra-day variations at a time scale of approximately every 12 hours or so. The decision maker may thus set the kernel length to be 12 hours, which, as it turns out, is a nearly optimal choice (Figure 10). By contrast, the interval length directly affects how the experiment is run, i.e., by specifying the frequency of treatment switches, and must therefore be determined before the experiment. In situations where historical observational data from the system is scarce or even entirely absent prior to the experiment, choosing the correct interval length can be very challenging.

Another consideration that favors tuning kernel than interval length is the resulting optimal and worst-case accuracy. If we compare the two plots in Figure 10, we see that the rMSE error of WDE under the optimal kernel length is smaller than that of both estimators under the switchback design, with the gap being more prominent when compared to the model-free estimator. Therefore, even if we assume that one could optimally fine-tune hyper-parameters, using WDE with user-level randomization still delivers more bang for the buck. Conversely, user-level experiments with WDE seem to be more robust against poor choices of hyper-parameter values than switchback experiments. Again in Figure 10, we see that the error of WDE under the worst choice of kernel length is better than the worst errors of the switchback experiments, with model-free estimator again being much worse.

6 Implications for Practice

Our paper has significant implications for practitioners, which we summarize in this section. In our discussion, we draw a distinction between insights concerning statistical analysis of data generated by an existing (switchback) experiment, versus those for designing new experimental procedures as well as the ensuing data analysis.

For the problem of statistical analysis, our main insight is that one could potentially achieve significantly better power and accuracy if one is able to leverage a problem’s underlying stochastic congestion model, as demonstrated by our results on the weighted direct

effect estimator. A potential push-back for this viewpoint is that the real system may not operate in accordance with some of the assumptions of the stochastic model, or that such model may not be readily available to the practitioner. To that end, our results suggest that even using some partial structure, such as the idle-time based estimator, could provide a boost in power compared to naive model-free estimators, while requiring much milder structural assumptions. More broadly, our results should encourage practitioners to invest in structural understanding of their systems, as such modeling can provide significant benefits in experimental analysis.

Shifting our attention to the problem of experimental design, we observe that the design of a switchback experiment is often motivated by the need to mitigate environmental nonstationarity. An important but challenging managerial decision in launching such an experiment is the choice of a switching interval, where the decision maker must balance the carryover effect (when the intervals are too short) versus the impact of nonstationarity (when the intervals are too long). In this context, our results suggest an alternative approach: by using a user-level randomization in the experiment design and the WDE estimator in the subsequent statistical analysis, the manager can not only avoid having to commit to a pre-determined switching interval but potentially achieve higher accuracy. These results further hint at a novel experimental paradigm, whereby the use of stochastic modeling allows the manager to shift the focus from directly estimating total treatment effects to estimating only direct effects. By doing so, she can then shift some of the burden of hyper-parameter fine-tuning for running the experiment, which can be difficult and irreversible, to fine-tuning parameters in post-experiment statistical analysis, which can be easier and more flexible to perform.

7 Proof outlines of Theorems 1-7

7.1 Proof of Theorem 1

The balance equation gives that for any $k \leq K$,

$$\pi_{k-1}(p)\lambda_{k-1}(p) = \pi_k(p)\mu. \quad (36)$$

Making use of this equation, we can express $V'(p)$ as

$$\begin{aligned} V'(p) &= \frac{d}{dp} \left(\sum_{k=0}^{K-1} \pi_k(p)\lambda_k(p) \right) = \frac{d}{dp} \left(\sum_{k=0}^{K-1} \pi_{k+1}(p)\mu \right) = \mu \frac{d}{dp} \left(\sum_{k=0}^{K-1} \pi_{k+1}(p) \right) \\ &= \mu \frac{d}{dp} (1 - \pi_0(p)) = -\mu\pi'_0(p). \end{aligned} \quad (37)$$

Furthermore, from the balance equation, we see that π_k can be expressed as a cumulative product from $\pi_0(p)$:

$$\pi_k(p) = \pi_0(p) \cdot \prod_{i=0}^{k-1} (\lambda_i(p)/\mu). \quad (38)$$

To facilitate differentiation with respect to p , we can further convert the above product into a sum by taking logarithm on both sides of the equation:

$$\log \pi_k(p) = \log \pi_0(p) + \sum_{i=0}^{k-1} (\log \lambda_i(p) - \log \mu). \quad (39)$$

Taking the derivatives with respect to p on both sides thus leads to the conclusion:

$$\frac{\pi'_k(p)}{\pi_k(p)} = \frac{\pi'_0(p)}{\pi_0(p)} + \sum_{i=0}^{k-1} \frac{\lambda'_i(p)}{\lambda_i(p)}. \quad (40)$$

Note that the above holds for any $1 \leq k \leq K$. For $k \geq K + 1$, it is clear that $\pi_k(p) = 0$ for any p and thus $\pi'_k(p) = 0$.

Equation (40) further implies that

$$\pi'_k(p) = \pi_k(p) \frac{\pi'_0(p)}{\pi_0(p)} + \pi_k(p) \sum_{i=0}^{k-1} \frac{\lambda'_i(p)}{\lambda_i(p)}. \quad (41)$$

Summing over k gives

$$\begin{aligned} -\pi'_0(p) &= \sum_{k=1}^K \pi'_k(p) = \frac{\pi'_0(p)}{\pi_0(p)} \sum_{k=1}^K \pi_k(p) + \sum_{k=1}^K \pi_k(p) \sum_{i=0}^{k-1} \frac{\lambda'_i(p)}{\lambda_i(p)} \\ &= \frac{\pi'_0(p)}{\pi_0(p)} (1 - \pi_0(p)) + \sum_{k=0}^{K-1} \frac{\lambda'_k(p)}{\lambda_k(p)} \sum_{i=k+1}^K \pi_i(p). \end{aligned} \quad (42)$$

Thus

$$-\frac{\pi'_0(p)}{\pi_0(p)} = \sum_{k=0}^{K-1} \frac{\lambda'_k(p)}{\lambda_k(p)} \sum_{i=k+1}^K \pi_i(p). \quad (43)$$

Hence we can write $\bar{\lambda}'(p)$ as

$$\bar{\lambda}'(p) = -\mu\pi'_0(p) = \mu\pi_0(p) \sum_{k=0}^{K-1} \frac{\lambda'_k(p)}{\lambda_k(p)} \sum_{i=k+1}^K \pi_i(p). \quad (44)$$

7.2 Proof of Theorem 2

We prove the theorem with two steps. In the first step, we establish a central limit theorem without specifying the asymptotic mean and variance. In the second step, we give explicit formulae for the mean and variance.

By definition, we can write the estimator as

$$\hat{\tau}_\lambda = \frac{1}{2\zeta_T} \left(\frac{N_+(T, \zeta_T)}{T_+(T, \zeta_T)} - \frac{N_-(T, \zeta_T)}{T_-(T, \zeta_T)} \right). \quad (45)$$

In the first step, we establish the following proposition.

Proposition 1. *There exist $\tilde{\sigma}(p) : \mathbb{R} \rightarrow \mathbb{R}$ and $\tilde{\mu}(p) : \mathbb{R} \rightarrow \mathbb{R}$ such that under Assumptions 1-4, for data generated from either the interval switchback experiment or the regenerative switchback experiment,*

$$\sqrt{T} \begin{pmatrix} \frac{N_+(T, \zeta_T)}{T_+(T, \zeta_T)} - \tilde{\mu}(p + \zeta_T) \\ \frac{N_-(T, \zeta_T)}{T_-(T, \zeta_T)} - \tilde{\mu}(p - \zeta_T) \end{pmatrix} \Rightarrow \mathcal{N}(\vec{0}, \tilde{\Sigma}(p)), \quad (46)$$

as $T \rightarrow \infty$, where $\tilde{\Sigma} = \begin{pmatrix} \tilde{\sigma}^2(p) & 0 \\ 0 & \tilde{\sigma}^2(p) \end{pmatrix}$.

To show this proposition, we use some triangular array arguments to deal with the changing price perturbation ζ_T . We note that the asymptotic variance $\tilde{\Sigma}(p)$ does not depend on the price perturbation, and we do not have an explicit form for it so far.

In the second step, we give explicit formula for $\tilde{\mu}$ and $\tilde{\Sigma}$. We achieve this by establishing the following two propositions.

Proposition 2. *Set the price at p throughout the experiment. Let $N_{\text{arr}}(T, p)$ be the total number of arrivals in time $[0, T]$. Under Assumptions 1-3, as $T \rightarrow \infty$,*

$$\sqrt{T} \left(\frac{N_{\text{arr}}(T, p)}{T} - \tilde{\mu}(p) \right) \Rightarrow \mathcal{N}(0, \tilde{\sigma}^2(p)/2). \quad (47)$$

The function $\tilde{\mu}$ and the value of $\tilde{\sigma}^2(p)$ are the same as in Proposition 1.

Proposition 3. *Set the price at p throughout the experiment. Let $N_{\text{arr}}(T, p)$ be the total number of arrivals in time $[0, T]$. Under Assumptions 1-3, there is a constant $C(K, p) > 0$ such that*

$$|\mathbb{E}[N_{\text{arr}}(T, p)] - T\mu(1 - \pi_0(p))| \leq C(K, p), \quad (48)$$

$$|\text{Var}[N_{\text{arr}}(T, p)] - T\sigma_\lambda^2(p)| \leq C(K, p), \quad (49)$$

where $\sigma_\lambda^2(p)$ is defined in (10).

Note that here in Proposition 3, $1 - \pi_0(p)$ is the steady-state probability of the system being non-empty, and thus $T(1 - \pi_0(p))$ is the expected amount of time the system is non-empty (in steady state).

Proposition 2 gives a central limit theorem of $N_{\text{arr}}(T, p)$ while Proposition 3 gives the limit of the mean and variance of $N_{\text{arr}}(T, p)$. Together with a uniform integrability result (Lemma 5), we have that the asymptotic mean and variance in the central limit theorem is the same as the limit mean and variance in Proposition 3, i.e.,

$$\tilde{\mu}(p) = \mu(1 - \pi_0(p)), \text{ and } \tilde{\sigma}^2(p) = 2\sigma_\lambda^2(p). \quad (50)$$

Since the choice of the price p is arbitrary in Propositions 2-3, we can plug (50) back into Proposition 1 and get

$$\sqrt{T} \left(\begin{array}{c} \frac{N_+(T, \zeta_T)}{T_+(T, \zeta_T)} - \mu(1 - \pi_0(p + \zeta_T)) \\ \frac{N_-(T, \zeta_T)}{T_-(T, \zeta_T)} - \mu(1 - \pi_0(p - \zeta_T)) \end{array} \right) \Rightarrow \mathcal{N}(\vec{0}, \tilde{\Sigma}(p)), \quad (51)$$

where $\tilde{\Sigma} = \begin{pmatrix} 2\sigma_\lambda^2(p) & 0 \\ 0 & 2\sigma_\lambda^2(p) \end{pmatrix}$. Therefore,

$$\sqrt{T} \left(\left(\frac{N_+(T, \zeta_T)}{T_+(T, \zeta_T)} - \frac{N_-(T, \zeta_T)}{T_-(T, \zeta_T)} \right) + \mu(\pi_0(p + \zeta_T) - \pi_0(p - \zeta_T)) \right) \Rightarrow \mathcal{N}(0, 4\sigma_\lambda^2(p)), \quad (52)$$

as $T \rightarrow \infty$, where $\sigma_\lambda^2(p)$ is defined in (10). Finally, since $|\lambda_k''(p)| \leq B_2$ holds for any k for some constant B_2 , we have that $|\pi_0''(p)| \leq B_\pi$ for some constant B_π , and thus

$$-\mu(\pi_0(p + \zeta_T) - \pi_0(p - \zeta_T)) = -2\zeta_T \mu \pi_0'(p) + \mathcal{O}(\zeta_T^2) = 2\zeta_T V'(p) + \mathcal{O}(\zeta_T^2). \quad (53)$$

Since $\sqrt{T}\zeta_T^2 \rightarrow 0$, we have that

$$\sqrt{T\zeta_T^2} \left(\frac{1}{2\zeta_T} \left(\frac{N_+(T, \zeta_T)}{T_+(T, \zeta_T)} - \frac{N_-(T, \zeta_T)}{T_-(T, \zeta_T)} \right) - V'(p) \right) \Rightarrow \mathcal{N}(0, \sigma_\lambda^2(p)). \quad (54)$$

7.3 Proof of Theorem 3

Similar to the proof of Theorem 2, we prove the theorem with two steps. In the first step, we establish a central limit theorem without specifying the asymptotic mean and variance. In the second step, we give explicit formulae for the mean and variance.

By definition, we can write the estimator as

$$\hat{\tau}_{\pi_0} = -\frac{\mu}{2\zeta} \left(\frac{T_{0,+}}{T_+} - \frac{T_{0,-}}{T_-} \right). \quad (55)$$

In the first step, we establish the following proposition.

Proposition 4. *There exist $\tilde{\sigma}(p) : \mathbb{R} \rightarrow \mathbb{R}$ and $\tilde{\mu}(p) : \mathbb{R} \rightarrow \mathbb{R}$ such that under Assumptions 1-4, for data generated from either the interval switchback experiment or the regenerative switchback experiment,*

$$\sqrt{T} \begin{pmatrix} \frac{T_{0,+}(T, \zeta_T)}{T_+(T, \zeta_T)} - \tilde{\mu}(p + \zeta_T) \\ \frac{T_{0,-}(T, \zeta_T)}{T_-(T, \zeta_T)} - \tilde{\mu}(p - \zeta_T) \end{pmatrix} \Rightarrow \mathcal{N}(\vec{0}, \check{\Sigma}(p)), \quad (56)$$

as $T \rightarrow \infty$, where $\check{\Sigma} = \begin{pmatrix} \check{\sigma}^2(p) & 0 \\ 0 & \check{\sigma}^2(p) \end{pmatrix}$.

Similar to Proposition 1, to show this proposition, we use some triangular array arguments to deal with the changing price perturbation ζ_T . We note that the asymptotic variance $\check{\Sigma}(p)$ does not depend on the price perturbation, and we do not have an explicit form for it so far.

In the second step, we give explicit formula for $\tilde{\mu}$ and $\check{\Sigma}$. We start with showing a central limit theorem for the fixed-price setting.

Proposition 5. *Set the price at p throughout the experiment. Let $T_0(T, p)$ be the amount of time in state 0. Under Assumptions 1-3, as $T \rightarrow \infty$,*

$$\sqrt{T} \left(\frac{T_0(T, p)}{T} - \tilde{\mu}(p) \right) \Rightarrow \mathcal{N}(0, \check{\sigma}^2(p)/2). \quad (57)$$

The function $\tilde{\mu}$ and the value of $\check{\sigma}^2(p)$ are the same as in Proposition 4.

Then we note that classical results in Markov processes also give a central limit theorem of $T_0(T, p)/T$. Let $Q(p)$ be the transition rate matrix of the continuous-time Markov chain induced by the queue length process. Let $Q^\#(p) = -(\vec{1}\vec{\pi}^\top - Q)^{-1}(I - \vec{1}\vec{\pi})$ be the group inverse of the matrix $Q(p)$. In the literature, $-Q^\#(p)$ is also known as the fundamental matrix [Asmussen, 2003]. A special case of Theorem 4.11 in Asmussen [2003] establishes a central limit theorem of $T_0(T, p)/T$; in particular, the asymptotic variance is expressed in terms of $Q^\#(p)$:

Theorem 9 (Corollary of Theorem 4.11 in Asmussen [2003]). *Set the price at p throughout the experiment. Let $T_0(T, p)$ be the amount of time in state 0. Under Assumptions 1-3, as $T \rightarrow \infty$,*

$$\sqrt{T} \left(\frac{T_0(T, p)}{T} - \pi_0(p) \right) \Rightarrow \mathcal{N}(0, -2\pi_0(p)Q_{0,0}^\#(p)). \quad (58)$$

Proposition 5 and Theorem 9 gives a central limit theorem of the same sequence of random variables, and thus the means and asymptotic variances match, i.e.,

$$\check{\mu}(p) = \pi_0(p), \text{ and } \check{\sigma}^2(p) = -4\pi_0(p)Q_{0,0}^\#(p). \quad (59)$$

It then remains to express $Q_{0,0}^\#(p)$ explicitly. The following proposition gives an explicit form of $Q_{k,i}^\#(p)$.

Proposition 6. *The matrix $Q^\#(p)$ defined in (98) satisfies that*

$$Q_{k,i}^\#(p) = \frac{\pi_i(p)}{\mu} \left(- \sum_{j=1}^{\min(i,k)} \frac{1}{\pi_j(p)} + \sum_{j=1}^k \frac{S_j(p)}{\pi_j(p)} + \sum_{j=1}^i \frac{S_j(p)}{\pi_j(p)} - \sum_{j=1}^K \frac{S_j^2(p)}{\pi_j(p)} \right), \quad (60)$$

where $S_j = \sum_{l=j}^K \pi_l(p)$.

In particular, this implies that $Q_{0,0}^\#(p) = -\frac{\pi_0(p)}{\mu} \sum_{k=1}^K \frac{S_k^2(p)}{\pi_k(p)}$, and thus

$$\check{\sigma}^2(p) = \frac{4\pi_0^2(p)}{\mu} \sum_{k=1}^K \frac{S_k^2(p)}{\pi_k(p)} = \frac{2\sigma_{\pi_0}^2(p)}{\mu^2}, \quad (61)$$

where $S_k(p) = \sum_{j=k}^K \pi_j(p)$ and $\sigma_{\pi_0}^2(p)$ is defined in (12).

Now, since the choice of the price p is arbitrary in Propositions 5-6 and Theorem 9, we can plug (59) and (61) back into Proposition 4 and get

$$\sqrt{T} \begin{pmatrix} \frac{T_{0,+}(T, \zeta_T)}{T_+(T, \zeta_T)} - \pi_0(p + \zeta_T) \\ \frac{T_{0,-}(T, \zeta_T)}{T_-(T, \zeta_T)} - \pi_0(p - \zeta_T) \end{pmatrix} \Rightarrow \mathcal{N}(\vec{0}, \check{\Sigma}(p)), \quad (62)$$

where $\check{\Sigma} = \begin{pmatrix} 2\sigma_{\pi_0}^2(p)/\mu^2 & 0 \\ 0 & 2\sigma_{\pi_0}^2(p)/\mu^2 \end{pmatrix}$. Therefore,

$$\sqrt{T} \left(\left(\frac{T_{0,+}(T, \zeta_T)}{T_+(T, \zeta_T)} - \frac{T_{0,-}(T, \zeta_T)}{T_-(T, \zeta_T)} \right) - (\pi_0(p + \zeta_T) - \pi_0(p - \zeta_T)) \right) \Rightarrow \mathcal{N} \left(0, \frac{4\sigma_{\pi_0}^2(p)}{\mu^2} \right), \quad (63)$$

as $T \rightarrow \infty$, where $\sigma_{\pi_0}^2(p)$ is defined in (12). Finally, since $|\lambda_k''(p)| \leq B_2$ holds for any k for some constant B_2 , we have that $|\pi_0''(p)| \leq B_\pi$ for some constant B_π , and thus

$$-\mu(\pi_0(p + \zeta_T) - \pi_0(p - \zeta_T)) = -2\zeta_T \mu \pi_0'(p) + \mathcal{O}(\zeta_T^2) = 2\zeta_T V'(p) + \mathcal{O}(\zeta_T^2). \quad (64)$$

Since $\sqrt{T}\zeta_T^2 \rightarrow 0$, we have that

$$\sqrt{T}\zeta_T^2 \left(-\frac{\mu}{2\zeta_T} \left(\frac{T_{0,+}(T, \zeta_T)}{T_+(T, \zeta_T)} - \frac{T_{0,-}(T, \zeta_T)}{T_-(T, \zeta_T)} \right) - V'(p) \right) \Rightarrow \mathcal{N}(0, \sigma_{\pi_0}^2(p)). \quad (65)$$

7.4 Proof of Theorem 4

We prove the theorem with three steps. In the first step, we establish a multivariate central limit theorem for the ratios $N_{k,+}/T_{k,+}$ and $N_{k,-}/T_{k,-}$ without specifying the asymptotic mean and variance. In the second step, we give explicit formulae for the mean and variance. Interestingly, we find that for $k \neq l$, the ratios $N_{k,+}/T_{k,+}$ and $N_{l,+}/T_{l,+}$ are asymptotically independent. Finally, in the third step, we combine the results and get a central limit theorem for $\hat{\Delta}_k(T, \zeta_T)$ and thus for $\tau_{\text{WDE}}(T, \zeta_T)$.

Proposition 7. Define ratio_+ to be a vector such that $\text{ratio}_{+,k} = N_{k,+}(T, \zeta_T)/T_{k,+}(T, \zeta_T)$. Define ratio_- similarly. There exist $\tilde{\mu}_{\text{ratio}}(p) : \mathbb{R} \rightarrow \mathbb{R}^K$ and $\tilde{\Sigma}_{\text{ratio}}(p) : \mathbb{R} \rightarrow \mathbb{R}^{K \times K}$ such that under Assumptions 1-4, for data generated from either the interval switchback experiment or the regenerative switchback experiment,

$$\sqrt{T\zeta_T^2}(\text{ratio}_+ - \tilde{\mu}_{\text{ratio}}(p + \zeta_T), \text{ratio}_- - \tilde{\mu}_{\text{ratio}}(p - \zeta_T)) \Rightarrow \mathcal{N}\left(\vec{0}, \tilde{\Sigma}_{\text{ratio}}(p)\right), \quad (66)$$

where $\tilde{\Sigma}_{\text{ratio}}(p) = \begin{pmatrix} \tilde{\Sigma}_{\text{ratio}}(p) & 0 \\ 0 & \tilde{\Sigma}_{\text{ratio}}(p) \end{pmatrix}$.

Similar to the proof of Theorems 2 and 3, to show the above proposition, we use some triangular array arguments to deal with the changing price perturbation ζ_T . Here, the asymptotic variance $\tilde{\Sigma}_{\text{ratio}}(p)$ does not depend on ζ_T , and we do not have an explicit formula for it yet.

Then we shift our focus to the fixed price case. Here, we can give explicit formula for $\tilde{\mu}_{\text{ratio}}(p)$ and $\tilde{\Sigma}_{\text{ratio}}(p)$.

Proposition 8. Set the price at p . Let $N_k(T, p)$ be the number of jumps from k to $k + 1$. Let $T_k(T, p)$ be the amount of the time in state k . Under Assumptions 1 and 3,

$$\sqrt{T\zeta_T^2}(\text{e}\tilde{\text{r}}_0, \text{e}\tilde{\text{r}}_1, \dots, \text{e}\tilde{\text{r}}_{K-1}) \Rightarrow \mathcal{N}\left(\vec{0}, \tilde{\Sigma}_{\text{ratio}}(p)\right), \quad (67)$$

where $\text{e}\tilde{\text{r}}_k = N_k(T, p)/T_k(T, p) - \tilde{\mu}_{\text{ratio},k}(p)$. Here, $\tilde{\mu}_{\text{ratio},k}$ and $\tilde{\Sigma}_{\text{ratio}}$ are defined in Proposition 7.

Proposition 9. Set the price at p . Let $N_k(T)$ be the number of jumps from k to $k + 1$. Let $T_k(T)$ be the amount of the time in state k . Under Assumptions 1 and 3, for any $k \in \{0, 1, \dots, K - 1\}$,

$$\sqrt{T\zeta_T^2}\left(\frac{N_k(T)}{T_k(T)} - \lambda_k(p)\right) \Rightarrow \mathcal{N}\left(0, \frac{\lambda_k(p)}{\pi_k(p)}\right), \quad (68)$$

as $T \rightarrow \infty$. Furthermore, the joint distribution converges to independent Gaussians:

$$\sqrt{T\zeta_T^2}(\text{err}_0, \text{err}_1, \dots, \text{err}_{K-1}) \Rightarrow \mathcal{N}\left(\vec{0}, \Sigma_{\text{ratio}}(p)\right), \quad (69)$$

where $\text{err}_k = N_k(T, p)/T_k(T, p) - \lambda_k(p)$, $\Sigma_{\text{ratio},k,k}(p) = \lambda_k(p)/\pi_k(p)$ and $\Sigma_{\text{ratio},k,l} = 0$ for $k \neq l$.

Propositions 8 and 9 together give an explicit formula for $\tilde{\mu}_{\text{ratio}}$ and $\tilde{\Sigma}_{\text{ratio}}$:

$$\tilde{\mu}_{\text{ratio},k} = \lambda_k(p), \quad \tilde{\Sigma}_{\text{ratio},k,k} = \frac{\lambda_k(p)}{\pi_k(p)}, \quad \text{and } \tilde{\Sigma}_{\text{ratio},k,l} = 0 \text{ for } k \neq l. \quad (70)$$

Turning our attention back to the estimator of interest, we recall that

$$\hat{\Delta}_k = \frac{1}{\zeta} \frac{N_{k,+}/T_{k,+} - N_{k,-}/T_{k,-}}{N_{k,+}/T_{k,+} + N_{k,-}/T_{k,-}}, \quad (71)$$

Proposition 7, together with (70), implies that as $T \rightarrow \infty$,

$$\sqrt{T\zeta_T^2}\left(\hat{\Delta}_k(T, \zeta_T) - \frac{\lambda_k(p + \zeta_T) - \lambda_k(p - \zeta_T)}{\zeta_T(\lambda_k(p + \zeta_T) + \lambda_k(p - \zeta_T))}\right) \Rightarrow \mathcal{N}\left(0, \frac{1}{\lambda_k(p)\pi_k(p)}\right), \quad (72)$$

and that $\hat{\Delta}_k(T, \zeta_T)$ is asymptotically independent with the rest $\hat{\Delta}_l(T, \zeta_T)$'s. Then, since $|\lambda_k'(p)| \leq B_2$ holds for any k ,

$$\frac{\lambda_k(p + \zeta_T) - \lambda_k(p - \zeta_T)}{\zeta_T(\lambda_k(p + \zeta_T) + \lambda_k(p - \zeta_T))} = \frac{\lambda_k'(p)}{\lambda_k(p)} + \mathcal{O}(\zeta_T). \quad (73)$$

Finally, since $\sqrt{T}\zeta_T^2 \rightarrow 0$, we have that as $T \rightarrow \infty$,

$$\sqrt{T\zeta_T^2} \left(\hat{\Delta}_k(T, \zeta_T) - \frac{\lambda_k'(p)}{\lambda_k(p)} \right) \Rightarrow \mathcal{N} \left(0, \frac{1}{\lambda_k(p)\pi_k(p)} \right). \quad (74)$$

Furthermore, the joint distribution converges to independent Gaussians:

$$\sqrt{T\zeta_T^2}(\text{err}_{\Delta,0}, \text{err}_{\Delta,1}, \dots, \text{err}_{\Delta,K-1}) \Rightarrow \mathcal{N}(\vec{0}, \Sigma_{\Delta}), \quad (75)$$

where $\text{err}_{\Delta,k} = \hat{\Delta}_k(T, \zeta_T) - \lambda_k'(p)/\lambda_k(p)$, $\Sigma_{\Delta,k,k} = 1/(\pi_k(p)\lambda_k(p))$ and $\Sigma_{\Delta,k,l} = 0$ for $k \neq l$. Then, recall that

$$\hat{\tau}_{\text{WDE}} = \mu \frac{T_0}{T} \sum_{k=0}^{K-1} \hat{\Delta}_k \sum_{i=k+1}^K \frac{T_i}{T}. \quad (76)$$

Note that the variance in T_i/T is negligible in the overall variance calculation. In particular, we have that $T_i/T - \pi_i(p) = \mathcal{O}_p(1/\sqrt{T}) = o_p(1/\sqrt{T\zeta_T^2})$.

Then, we note that the asymptotic variance of $\hat{\Delta}_k(T, \zeta_T)$ equals $1/(\pi_k(p)\lambda_k(p)) = 1/(\pi_{k+1}(p)\mu)$. Since $\hat{\Delta}_k(T, \zeta_T)$'s are asymptotically independent, we have the asymptotic variance of the estimator equals

$$(\mu^2 \pi_0^2(p)) \sum_{k=0}^{K-1} \frac{1}{\pi_{k+1}(p)\mu} \left(\sum_{i=k+1}^K \pi_i(p) \right)^2 = \mu \pi_0^2(p) \sum_{k=1}^K \frac{S_k^2(p)}{\pi_k(p)} = \sigma_{\text{WDE}}^2(p), \quad (77)$$

where $S_k(p) = \sum_{j=k}^K \pi_j(p)$ and $\sigma_{\text{WDE}}^2(p)$ is defined in (14). Furthermore, the estimator is asymptotically normal, i.e.,

$$\sqrt{T\zeta_T^2} \left(\hat{\tau}_{\text{WDE}}(T, \zeta_T) - \mu \pi_0(p) \sum_{k=0}^{K-1} \frac{\lambda_k'(p)}{\lambda_k(p)} \sum_{i=k+1}^K \pi_i(p) \right) \Rightarrow \mathcal{N}(0, \sigma_{\text{WDE}}^2(p)), \quad (78)$$

and hence by (4),

$$\sqrt{T\zeta_T^2}(\hat{\tau}_{\text{WDE}}(T, \zeta_T) - V'(p)) \Rightarrow \mathcal{N}(0, \sigma_{\text{WDE}}^2(p)). \quad (79)$$

7.5 Proof of Theorem 5

The equality (15) is trivial. For (16), note that

$$\begin{aligned}
\frac{\sigma_{\pi_0}^2(p) - \sigma_{\text{WDE}}^2(p)}{\mu} &= (1 - \pi_0(p)) + 2\pi_0(p) \sum_{k=1}^{K-1} \frac{S_k(p)S_{k+1}(p)}{\pi_k(p)} \\
&\quad - 2\pi_0(p)(1 - \pi_0(p)) \sum_{k=1}^K \frac{S_k^2(p)}{\pi_k(p)} - \pi_0^2(p) \sum_{k=1}^K \frac{S_k^2(p)}{\pi_k(p)} \\
&= (1 - \pi_0(p)) + \pi_0^2(p) \sum_{k=1}^K \frac{S_k^2(p)}{\pi_k(p)} \\
&\quad + 2\pi_0(p) \sum_{k=1}^{K-1} \frac{S_k(p)S_{k+1}(p)}{\pi_k(p)} - 2\pi_0(p) \sum_{k=1}^K \frac{S_k^2(p)}{\pi_k(p)} \tag{80} \\
&= \sum_{k=1}^K \pi_k(p) + \pi_0^2(p) \sum_{k=1}^K \frac{S_k^2(p)}{\pi_k(p)} - 2\pi_0(p) \sum_{k=1}^K S_k(p) \\
&= \sum_{k=1}^K \left(\pi_k(p) + \pi_0^2(p) \frac{S_k^2(p)}{\pi_k(p)} - 2\pi_0(p)S_k(p) \right) \\
&= \sum_{k=1}^K \left(\sqrt{\pi_k(p)} - \pi_0(p) \frac{S_k(p)}{\sqrt{\pi_k(p)}} \right)^2 \geq 0.
\end{aligned}$$

The equality holds if and only if $\sqrt{\pi_k(p)} = \pi_0(p) \frac{S_k(p)}{\sqrt{\pi_k(p)}}$, i.e., $S_k(p) = \pi_k(p)/\pi_0(p)$. The condition $S_k(p) = \pi_k(p)/\pi_0(p)$ further implies that $\pi_k(p) = (\pi_k(p) - \pi_{k+1}(p))/\pi_0(p)$. This then implies that $\pi_{k+1}(p) = (1 - \pi_0(p))\pi_k(p)$, and hence $\lambda_k(p) = (1 - \pi_0(p))\mu$ for all $k \geq 0$.

7.6 Proof of Theorem 6

Since the asymptotic variances of the estimators are functions of $\pi_k(p)$, it suffices to show that $\hat{\pi}_k$ is consistent for $\pi_k(p)$. Note that by definition, $\hat{\pi}_k = T_k/T$.

For the interval switchback and the regenerative switchback, (62) implies that $T_{0,+}/T_+ \xrightarrow{P} \pi_0(p)$ and $T_{0,-}/T_- \xrightarrow{P} \pi_0(p)$. Since $T_0 = T_{0,+} + T_{0,-}$ and $T = T_+ + T_-$, we have that

$$\min \left(\frac{T_{0,-}}{T_-}, \frac{T_{0,+}}{T_+} \right) \leq \frac{T_0}{T} \leq \max \left(\frac{T_{0,-}}{T_-}, \frac{T_{0,+}}{T_+} \right). \tag{81}$$

Therefore, $T_0/T \xrightarrow{P} \pi_0(p)$. The same techniques can be used to show the results for other k : $T_k/T \xrightarrow{P} \pi_k(p)$. We omit the details here for conciseness.

7.7 Proof of Theorem 7

Since the length of the queue is bounded above by K , we can rewrite the estimator as

$$\hat{\tau}_{\text{UR}}(T, \zeta_T) = \mu \frac{T_{\text{UR},0}}{T} \sum_{k=0}^{K-1} \hat{\Delta}_{\text{UR},k} \sum_{i=k+1}^K \frac{T_{\text{UR},i}}{T}. \tag{82}$$

We start with noting that the variance in $T_{\text{UR},i}/T$ is negligible in the overall variance calculation. To show this, we apply Theorem 4.11 in [Asmussen \[2003\]](#) and get that for any $i \in \{0, 1, \dots, K\}$, $T_{\text{UR},i}/T - \pi_i(p, \zeta_T) = \mathcal{O}_p\left(1/\sqrt{T}\right)$, where $\pi_i(p, \zeta_T)$ is the steady-state probability of state i when the state dependent arrival rate is set to be $(\lambda_i(p - \zeta_T) + \lambda_i(p + \zeta_T))/2$. Therefore, we have that $T_{\text{UR},i}/T - \pi_i(p, \zeta_T) = o_p\left(1/\sqrt{T\zeta_T^2}\right)$. By [Lemma 13](#), we have that $|\pi_i(p, \zeta_T) - \pi_i(p)| \leq C\zeta_T^2 = o\left(1/\sqrt{T}\right)$ for some constant C . Therefore, we have that

$$\frac{T_{\text{UR},i}}{T} - \pi_i(p) = o_p\left(1/\sqrt{T\zeta_T^2}\right). \quad (83)$$

Then it remains to quantify the joint distribution of $\hat{\Delta}_0, \dots, \hat{\Delta}_{K-1}$. To this end, we establish the following proposition:

Proposition 10. *Under Assumptions 1-3, for any $k \in \{0, 1, \dots, K-1\}$,*

$$\sqrt{T\zeta_T^2} \left(\hat{\Delta}_{\text{UR},k}(p, T, \zeta_T) - \frac{\lambda'_k(p)}{\lambda_k(p)} \right) \Rightarrow \mathcal{N} \left(0, \frac{1}{\pi_k(p)\lambda_k(p)} \right), \quad (84)$$

as $T \rightarrow \infty$. Furthermore, the joint distribution converges to independent Gaussians:

$$\sqrt{T\zeta_T^2}(\text{err}_0, \text{err}_1, \dots, \text{err}_{K-1}) \Rightarrow \mathcal{N}(\vec{0}, \Sigma_{\text{UR}}), \quad (85)$$

where $\text{err}_k = \hat{\Delta}_{\text{UR},k}(p, T, \zeta_T) - \lambda'_k(p)/\lambda_k(p)$, $\Sigma_{\text{UR},k,k} = 1/(\pi_k(p)\lambda_k(p))$ and $\Sigma_{\text{UR},k,l} = 0$ for $k \neq l$.

The proposition states that the asymptotic variance of $\hat{\Delta}_k(p, T, \zeta_T)$ equals $1/(\pi_k(p)\lambda_k(p)) = 1/(\pi_{k+1}(p)\mu)$. Then since $\hat{\Delta}_k(p, T, \zeta_T)$ are asymptotically independent, we have the asymptotic variance of the estimator equals

$$(\mu^2 \pi_0^2(p)) \sum_{k=0}^{K-1} \frac{1}{\pi_{k+1}(p)\mu} \left(\sum_{i=k+1}^K \pi_i(p) \right)^2 = \mu \pi_0^2(p) \sum_{k=1}^K \frac{S_k^2(p)}{\pi_k(p)} = \sigma_{\text{UR}}^2(p), \quad (86)$$

where $S_k(p) = \sum_{j=k}^K \pi_j(p)$ and $\sigma_{\text{UR}}^2(p)$ is defined in [\(26\)](#). Furthermore, by [Proposition 10](#), we can show that the estimator is asymptotically normal, i.e.,

$$\sqrt{T\zeta_T^2} \left(\hat{\tau}_{\text{UR}}(T, \zeta_T) - \mu \pi_0(p) \sum_{k=0}^{K-1} \frac{\lambda'_k(p)}{\lambda_k(p)} \sum_{i=k+1}^K \pi_i(p) \right) \Rightarrow \mathcal{N}(0, \sigma_{\text{UR}}^2(p)), \quad (87)$$

and hence by [\(4\)](#),

$$\sqrt{T\zeta_T^2}(\hat{\tau}_{\text{UR}}(T, \zeta_T) - V'(p)) \Rightarrow \mathcal{N}(0, \sigma_{\text{UR}}^2(p)). \quad (88)$$

7.8 Details and Proof of Theorem 8

Let C be a constant such that $C > \max_b |V^{(b)'}(p)|/\mu$. We let $\tilde{\tau}_{\text{UR}}(l)$ be truncated version of $\hat{\tau}_{\text{UR}}(l)$:

$$\tilde{\tau}_{\text{UR}}(l) = \mu \frac{l}{T} \sum_w \max \left(\min \left(\frac{T_{0,w}}{l} \sum_{k=0}^{K-1} \hat{\Delta}_{\text{UR},k,w} \sum_{i=k+1}^K \frac{T_{i,w}}{l}, C \right), -C \right). \quad (89)$$

Proof of Theorem 8 For $u \in (0, 1)$, define function

$$f_T(u) = \max \left(\min \left(\frac{T_{0,w}}{s_T} \sum_{k=0}^{K-1} \hat{\Delta}_{\text{UR},k,w} \sum_{i=k+1}^K \frac{T_{i,w}}{s_T}, C \right), -C \right), \quad (90)$$

for $(w-1)s_T/T \leq u < ws_T/T$. Then we can see that $\tilde{\tau}_{\text{UR}}(l) = \mu \int_{u=0}^1 f_T(u) du$.

For any $u \in (0, 1)$ and $t^{(b)} < u < t^{(b+1)}$, let $w_T(u)$ denote the corresponding window number of u , i.e., $(w_T(u)-1)s_T/T \leq u < w_T(u)s_T/T$. For sufficiently large T , the state-dependent arrival rate within the entire window $((w_T(u)-1)s_T, w_T(u)s_T)$ is $\lambda_k^{(b)}(p)$. Furthermore, note that the window length s_T increases, satisfying $\sqrt{s_T}\zeta_T \rightarrow \infty$ and $\sqrt{s_T}\zeta_T^2 \rightarrow 0$. Thus, we can apply Proposition 10 to the corresponding windows and obtain

$$\hat{\Delta}_{\text{UR},k,w_T(u)} \xrightarrow{P} \frac{\lambda_k^{(b)'}(p)}{\lambda_k^{(b)}(p)}. \quad (91)$$

Additionally, by invoking arguments from the proof of Theorem 7, we derive that

$$\frac{T_{i,w_T(u)}}{s_T} \xrightarrow{P} \pi_i^{(b)}(p). \quad (92)$$

Consequently, it becomes evident that

$$f_T(u) \xrightarrow{P} \pi_0^{(b)}(p) \sum_{k=0}^{K-1} \frac{\lambda_k^{(b)'}(p)}{\lambda_k^{(b)}(p)} \sum_{i=k+1}^K \pi_i^{(b)}(p) = \frac{V^{(b)'}(p)}{\mu}. \quad (93)$$

We will then proceed to show that $\int_0^1 f_T(u) \xrightarrow{P} \int_0^1 V^{(b(u))'}(p) du / \mu = V'(p) / \mu$. Let μ_B denote the Borel measure. For any $\epsilon > 0$,

$$\begin{aligned} & \mathbb{P} \left[\left| \int_0^1 f_T(u) - \int_0^1 V^{(b(u))'}(p) du \right| > \epsilon \right] \\ & \leq \mathbb{P} \left[\mu_b \left(\left\{ u : \left| f_T(u) - V^{(b(u))'}(p) \right| > \epsilon/2 \right\} \right) > \epsilon/4C \right] \\ & \leq \frac{4C}{\epsilon} \mathbb{E} \left[\mu_b \left(\left\{ u : \left| f_T(u) - V^{(b(u))'}(p) \right| > \epsilon/2 \right\} \right) \right] \\ & = \frac{4C}{\epsilon} \int_0^1 \mathbb{P} \left[\left| f_T(u) - V^{(b(u))'}(p) \right| > \epsilon/2 \right] du \rightarrow 0. \end{aligned} \quad (94)$$

Here, the second inequality follows from Markov's inequality, and the last line follows from the Dominated Convergence Theorem. Therefore,

$$\int_0^1 f_T(u) \xrightarrow{P} \int_0^1 V^{(b(u))'}(p) du / \mu = V'(p) / \mu, \quad (95)$$

and thus $\tilde{\tau}_{\text{UR}}(s_T) \xrightarrow{P} V'(p)$ as $T \rightarrow \infty$.

Acknowledgement

This was supported by NIH/NIDA grant P50 DA054039, NIH/NIDCR grant UH3 DE028723, and ONR grant N000142412091. S.L. would like to thank Shuangping Li for discussion regarding the proof of Lemma 5.

References

- Francis J Anscombe. Large-sample theory of sequential estimation. In *Mathematical Proceedings of the Cambridge Philosophical Society*, volume 48, pages 600–607. Cambridge University Press, 1952.
- Peter M. Aronow and Cyrus Samii. Estimating average causal effects under general interference, with application to a social network experiment. *The Annals of Applied Statistics*, 11(4):1912–1947, 2017.
- Azam Asanjarani, Yoni Nazarathy, and Peter Taylor. A survey of parameter and state estimation in queues. *Queueing Systems*, 97(1):39–80, 2021.
- Soren Asmussen. *Applied probability and queues*, volume 2. Springer, 2003.
- Susan Athey, Dean Eckles, and Guido W Imbens. Exact p-values for network interference. *Journal of the American Statistical Association*, 113(521):230–240, 2018.
- Patrick Bajari, Brian Burdick, Guido W Imbens, Lorenzo Masoero, James McQueen, Thomas Richardson, and Ido M Rosen. Multiple randomization designs. *arXiv preprint arXiv:2112.13495*, 2021.
- Guillaume Basse and Avi Feller. Analyzing two-stage experiments in the presence of interference. *Journal of the American Statistical Association*, 113(521):41–55, 2018. doi: 10.1080/01621459.2017.1323641.
- U Narayan Bhat and S Subba Rao. Statistical analysis of queueing systems. *Queueing Systems*, 1(3):217–247, 1987.
- Iavor Bojinov, David Simchi-Levi, and Jinglong Zhao. Design and analysis of switchback experiments. *Management Science*, 2022.
- Christian Borgs, Jennifer T Chayes, Sherwin Doroudi, Mor Harchol-Balter, and Kuang Xu. The optimal admission threshold in observable queues with state dependent pricing. *Probability in the Engineering and Informational Sciences*, 28(1):101–119, 2014.
- Nicholas Chamandy. Experimentation in a ridesharing marketplace, 2016. URL https://scholar.google.com/scholar?hl=en&as_sdt=0%2C5&q=chamandy+ridesharing+marketplace&btnG=.
- Hong Chen and Murray Z Frank. State dependent pricing with a queue. *Iie Transactions*, 33(10):847–860, 2001.
- Tuhinangshu Choudhury, Gauri Joshi, Weina Wang, and Sanjay Shakkottai. Job dispatching policies for queueing systems with unknown service rates. In *Proceedings of the Twenty-second International Symposium on Theory, Algorithmic Foundations, and Protocol Design for Mobile Networks and Mobile Computing*, pages 181–190, 2021.
- A Bruce Clarke. Maximum likelihood estimates in a simple queue. *The Annals of Mathematical Statistics*, 28(4):1036–1040, 1957.
- WG Cochran, KM Autrey, and CY Cannon. A double change-over design for dairy cattle feeding experiments. *Journal of Dairy Science*, 24(11):937–951, 1941.

- DoorDash. Switchback tests and randomized experimentation under network effects at doordash, Feb 2018. URL <https://medium.com/@DoorDash/switchback-tests-and-randomized-experimentation-under-network-effects-at-doordash-f1d938ab7c2a>.
- Rick Durrett. *Probability: theory and examples*, volume 49. Cambridge university press, 2019.
- Bradley Efron. Forcing a sequential experiment to be balanced. *Biometrika*, 58(3):403–417, 1971.
- Agner Krarup Erlang. The theory of probabilities and telephone conversations. *Nyt. Tidskr. Mat. Ser. B*, 20:33–39, 1909.
- Vivek Farias, Andrew Li, Tianyi Peng, and Andrew Zheng. Markovian interference in experiments. *Advances in Neural Information Processing Systems*, 35:535–549, 2022.
- Daniel Freund, Thodoris Lykouris, and Wentao Weng. Efficient decentralized multi-agent learning in asymmetric queuing systems. *arXiv preprint arXiv:2206.03324*, 2022.
- Peter W Glynn, Ramesh Johari, and Mohammad Rasouli. Adaptive experimental design with temporal interference: A maximum likelihood approach. *arXiv preprint arXiv:2006.05591v2*, 2022.
- M Elizabeth Halloran and Claudio J Struchiner. Causal inference in infectious diseases. *Epidemiology*, pages 142–151, 1995.
- Refael Hassin and Moshe Haviv. *To queue or not to queue: Equilibrium behavior in queueing systems*, volume 59. Springer Science & Business Media, 2003.
- Yuchen Hu and Stefan Wager. Switchback experiments under geometric mixing. *arXiv preprint arXiv:2209.00197*, 2022.
- Michael G Hudgens and M. Elizabeth Halloran. Toward causal inference with interference. *Journal of the American Statistical Association*, 103(482):832–842, 2008.
- Guido W Imbens and Donald B Rubin. *Causal inference in statistics, social, and biomedical sciences*. Cambridge University Press, 2015.
- Søren Glud Johansen and Shaler Stidham. Control of arrivals to a stochastic input–output system. *Advances in Applied Probability*, 12(4):972–999, 1980.
- Ramesh Johari. Temporal interference and the design of switchback experiments: A markov chain approach, 2019. Presentation at the Simons Institute for the Theory of Computing. <https://simons.berkeley.edu/talks/temporal-interference-design-switchback-experiments-markov-chain-approach>.
- Ramesh Johari, Hannah Li, Inessa Liskovich, and Gabriel Y Weintraub. Experimental design in two-sided platforms: An analysis of bias. *Management Science*, 68(10):7069–7089, 2022.
- Martin Krakowski. Conservation methods in queuing theory. *Revue française d’automatique, informatique, recherche opérationnelle. Recherche opérationnelle*, 7(V1):63–83, 1973.

- Subhashini Krishnasamy, Rajat Sen, Ramesh Johari, and Sanjay Shakkottai. Learning unknown service rates in queues: A multiarmed bandit approach. *Operations Research*, 69(1):315–330, 2021.
- Xu Kuang and Gal Mendelson. Detecting service slowdown using observational data. *arXiv preprint arXiv:2401.07305*, 2024.
- Erich L Lehmann and George Casella. *Theory of point estimation*. Springer Science & Business Media, 2006.
- Michael P. Leung. Treatment and spillover effects under network interference. *The Review of Economics and Statistics*, 102(2):368–380, 05 2020. ISSN 0034-6535. doi: 10.1162/rest_a_00818.
- Shuangning Li and Stefan Wager. Random graph asymptotics for treatment effect estimation under network interference. *The Annals of Statistics*, 50(4):2334 – 2358, 2022. doi: 10.1214/22-AOS2191. URL <https://doi.org/10.1214/22-AOS2191>.
- Charles F Manski. Identification of treatment response with social interactions. *The Econometrics Journal*, 16(1):S1–S23, 2013.
- Evan Munro, Stefan Wager, and Kuang Xu. Treatment effects in market equilibrium. *arXiv preprint arXiv:2109.11647*, 2021.
- Karthyek Murthy, Divya Padmanabhan, and Satyanath Bhat. Admission control in the presence of arrival forecasts with blocking-based policy optimization. In *2022 Winter Simulation Conference (WSC)*, pages 2270–2281. IEEE, 2022.
- Pinhas Naor. The regulation of queue size by levying tolls. *Econometrica: journal of the Econometric Society*, pages 15–24, 1969.
- Elizabeth L Ogburn and Tyler J VanderWeele. Causal diagrams for interference. *Statistical Science*, 29(4):559–578, 2014.
- Fredrik Sävje, Peter M. Aronow, and Michael G. Hudgens. Average treatment effects in the presence of unknown interference. *The Annals of Statistics*, 49(2):673 – 701, 2021. doi: 10.1214/20-AOS1973. URL <https://doi.org/10.1214/20-AOS1973>.
- Technion SEE-Center. Switchback tests and randomized experimentation under network effects at doordash, 2009. URL <http://seeserver.iem.technion.ac.il/see-terminal/>.
- Joel Spencer, Madhu Sudan, and Kuang Xu. Queuing with future information. *The Annals of Applied Probability*, pages 2091–2142, 2014.
- Shaler Stidham. Optimal control of admission to a queueing system. *IEEE Transactions on Automatic Control*, 30(8):705–713, 1985.
- Eric J Tchetgen Tchetgen and Tyler J VanderWeele. On causal inference in the presence of interference. *Statistical Methods in Medical Research*, 21(1):55–75, 2012.
- Panos Toulis and Edward Kao. Estimation of causal peer influence effects. In *International conference on machine learning*, pages 1489–1497. PMLR, 2013.

- Johan Ugander, Brian Karrer, Lars Backstrom, and Jon Kleinberg. Graph cluster randomization: Network exposure to multiple universes. In *Proceedings of the 19th ACM SIGKDD International Conference on Knowledge Discovery and Data Mining, KDD '13*, page 329–337, New York, NY, USA, 2013. Association for Computing Machinery. ISBN 9781450321747.
- Stefan Wager and Kuang Xu. Experimenting in equilibrium. *Management Science*, 67(11): 6694–6715, 2021.
- Neil Walton and Kuang Xu. Learning and information in stochastic networks and queues. In *Tutorials in Operations Research: Emerging Optimization Methods and Modeling Techniques with Applications*, pages 161–198. INFORMS, 2021.
- Kuang Xu. Necessity of future information in admission control. *Operations Research*, 63(5):1213–1226, 2015.
- Kuang Xu and Carri W Chan. Using future information to reduce waiting times in the emergency department via diversion. *Manufacturing & Service Operations Management*, 18(3):314–331, 2016.
- Yueyang Zhong, John R Birge, and Amy Ward. Learning the scheduling policy in time-varying multiclass many server queues with abandonment. *Available at SSRN*, 2022.

For a fixed price p_0 and price perturbation ζ_0 , let

$$\alpha_0(p_0, \zeta_0) = \sup_{p \in [p_0 - \zeta_0, p_0 + \zeta_0]} \text{ME}(Q(p)) = \sup_{p \in [p_0 - \zeta_0, p_0 + \zeta_0]} \max_{i,j} |Q_{ij}(p)|. \quad (100)$$

Furthermore, let

$$\beta_0(p_0, \zeta_0) = \inf_{p \in [p_0 - \zeta_0, p_0 + \zeta_0]} \min_{k \geq 1} |D_{k,k}(p)|. \quad (101)$$

Note that $\beta_0(p_0, \zeta_0) > 0$ since $|D_{k,k}(p)| > 0$ for any $k \geq 1$ and $p > 0$, and eigenvalues are continuous functions of matrices. Further, by the analysis following (99), we note that $\alpha_0 \geq \beta_0$.

In the following sections, we use the notation $C(A, B, \dots)$ to denote constants that depend on A, B, \dots , but not on other parameters. The notation C may take different values at different places.

A.2 Lemmas

Lemma 1. *Let $R_i(p, p_0, \zeta_0) = P^i(p, \alpha_0(p_0, \zeta_0)) - \vec{1}\vec{\pi}(p)^\top$, where α_0 is defined in (100) and $P(p, \alpha) = I + Q(p)/\alpha$. Then there exists a constant $C(K, p_0, \zeta_0) \in (0, 1)$, such that for any $p \in [p_0 - \zeta_0, p_0 + \zeta_0]$ and any $i \in \mathbb{N}_+$,*

$$\|R_i(p, p_0, \zeta_0)\|_{op} \leq C^i(K, p_0, \zeta_0), \quad (102)$$

where $\|\cdot\|_{op}$ stands for the operator norm of a matrix.

Proof. We have shown in (99) that $P(p, \alpha_0(p_0, \zeta_0)) = U(p) \left(I + \frac{1}{\alpha_0(p_0, \zeta_0)} D(p) \right) U^{-1}(p)$. Therefore,

$$P^i(p, \alpha_0(p_0, \zeta_0)) = U(p) \left(I + \frac{1}{\alpha_0(p_0, \zeta_0)} D(p) \right)^i U^{-1}(p). \quad (103)$$

As discussed in Section A.1, $D_{0,0}(p)$ is zero, and all the rest diagonal entries $D_{k,k}(p)$ are negative. We also note from the discussion in Section A.1 that $U(p) = (\vec{1}, U_2(p))$, where $U_2(p)$ is a $(K+1) \times K$ matrix and $U^{-1}(p) = (\vec{\pi}(p), U_2^{-1}(p))^\top$, where $U_2^{-1}(p)$ is a $(K+1) \times K$ matrix. Therefore,

$$\begin{aligned} R_i(p, p_0, \zeta_0) &= P^i(p, \alpha_0(p_0, \zeta_0)) - \vec{1}\vec{\pi}^\top \\ &= U(p) \left(\left(I + \frac{1}{\alpha_0(p_0, \zeta_0)} D(p) \right)^i - \vec{e}_0 \vec{e}_0^\top \right) U^{-1}(p). \end{aligned} \quad (104)$$

Let $\Sigma = \left(\left(I + \frac{1}{\alpha_0(p_0, \zeta_0)} D(p) \right)^i - \vec{e}_0 \vec{e}_0^\top \right)$. The matrix Σ is clearly a diagonal matrix with $\Sigma_{0,0} = 0$ and

$$\Sigma_{k,k} = \left(1 + \frac{D_{k,k}(p)}{\alpha_0(p_0, \zeta_0)} \right)^i \leq \left(1 - \frac{\beta_0(p_0, \zeta_0)}{\alpha_0(p_0, \zeta_0)} \right)^i \quad (105)$$

for $k \geq 1$, where β_0 is defined in (101). Take $C(K, p_0, \zeta_0) = 1 - \beta_0(p_0, \zeta_0)/\alpha_0(p_0, \zeta_0)$. Note that we have shown that $C(K, p_0, \zeta_0) \in [0, 1)$ in Section A.1. Therefore, we have that the absolute value of the eigenvalues of $R_i(p, p_0, \zeta_0)$ are all bounded by $C(K, p_0, \zeta_0)^i$. The result then follows from noting that the operator norm of a diagonalizable matrix is the same as its largest eigenvalue (in absolute value). \square

Lemma 2. *There exists a constant $C(K, p_0, \zeta_0) \in (0, 1)$ and $C_1(K, p_0, \zeta_0) > 0$, such that for any $p \in [p_0 - \zeta_0, p_0 + \zeta_0]$, and any $m \in \mathbb{N}_+$,*

$$\begin{aligned} & \left\| \sum_{i=0}^{m-1} P^i(p, \alpha_0(p_0, \zeta_0)) - m\vec{1}\vec{\pi}(p)^\top + \alpha_0(p_0, \zeta_0)Q^\#(p) \right\|_{op} \\ & \leq C_1(K, p_0, \zeta_0)C^m(K, p_0, \zeta_0). \end{aligned} \quad (106)$$

Here α_0 is defined in (100).

Proof. We note that by (99),

$$\begin{aligned} \sum_{i=0}^{m-1} P^i(p, \alpha_0(p_0, \zeta_0)) &= \sum_{i=0}^{m-1} \left(U(p) \left(I + \frac{1}{\alpha_0(p_0, \zeta_0)} D(p) \right) U^{-1}(p) \right)^i \\ &= \sum_{i=0}^{m-1} U(p) \left(I + \frac{1}{\alpha_0(p_0, \zeta_0)} D(p) \right)^i U^{-1}(p) \\ &= U(p) \left(\sum_{i=0}^{m-1} \left(I + \frac{1}{\alpha_0(p_0, \zeta_0)} D(p) \right)^i \right) U^{-1}(p). \end{aligned} \quad (107)$$

As discussed in Section A.1, $D_{0,0}(p)$ is zero, and all the rest diagonal entries are negative. Therefore,

$$\sum_{i=0}^{m-1} \left(1 + \frac{1}{\alpha_0(p_0, \zeta_0)} D_{0,0}(p) \right)^i = \sum_{i=0}^{m-1} 1 = m. \quad (108)$$

At the same time, for $k \geq 1$,

$$\sum_{i=0}^{m-1} \left(1 + \frac{1}{\alpha_0(p_0, \zeta_0)} D_{k,k}(p) \right)^i = -\frac{\alpha_0(p_0, \zeta_0)}{D_{k,k}(p)} + \frac{\alpha_0(p_0, \zeta_0)}{D_{k,k}(p)} \left(1 + \frac{D_{k,k}(p)}{\alpha_0(p_0, \zeta_0)} \right)^m. \quad (109)$$

where

$$0 \leq \left(1 + \frac{D_{k,k}(p)}{\alpha_0(p_0, \zeta_0)} \right)^m \leq \left(1 - \frac{\beta_0(p_0, \zeta_0)}{\alpha_0(p_0, \zeta_0)} \right)^m. \quad (110)$$

Thus,

$$\begin{aligned} & \sum_{i=0}^{m-1} P^i(p, \alpha_0(p_0, \zeta_0)) \\ &= U(p) \begin{bmatrix} m & & & \\ & -\frac{\alpha_0(p_0, \zeta_0)}{D_{1,1}(p)} & & \\ & & \dots & \\ & & & -\frac{\alpha_0(p_0, \zeta_0)}{D_{K,K}(p)} \end{bmatrix} U^{-1}(p) + U(p)\Sigma U^{-1}(p) \\ &= (\vec{1}, U_2(p)) \begin{bmatrix} m & & & \\ & -\frac{\alpha_0(p_0, \zeta_0)}{D_{1,1}(p)} & & \\ & & \dots & \\ & & & -\frac{\alpha_0(p_0, \zeta_0)}{D_{K,K}(p)} \end{bmatrix} (\vec{\pi}(p), U_2^{-1}(p))^\top + U(p)\Sigma U^{-1}(p) \\ &= m\vec{1}\vec{\pi}(p)^\top - \alpha_0(p_0, \zeta_0)U(p)D^\#(p)U^{-1}(p) + U(p)\Sigma U^{-1}(p) \\ &= m\vec{1}\vec{\pi}(p)^\top - \alpha_0(p_0, \zeta_0)Q^\#(p) + U(p)\Sigma U^{-1}(p), \end{aligned} \quad (111)$$

where Σ is a diagonal matrix with $\Sigma_{k,k} = 0$ and $\Sigma_{k,k} = \frac{\alpha_0(p_0, \zeta_0)}{D_{k,k}(p)} \left(1 + \frac{D_{k,k}(p)}{\alpha_0(p_0, \zeta_0)}\right)^m$ for $k \geq 1$. Therefore,

$$\text{ME}(\Sigma) \leq \frac{\alpha_0(p_0, \zeta_0)}{\beta_0(p_0, \zeta_0)} \left(1 - \frac{\beta_0(p_0, \zeta_0)}{\alpha_0(p_0, \zeta_0)}\right)^m. \quad (112)$$

Take $C(K, p_0, \zeta_0) = 1 - \beta_0(p_0, \zeta_0)/\alpha_0(p_0, \zeta_0)$ and $C_1(K, p_0, \zeta_0) = \alpha_0(p_0, \zeta_0)/\beta_0(p_0, \zeta_0)$. Note that we have shown that $C(K, p_0, \zeta_0) \in [0, 1)$ in Section A.1. Therefore, we have that the absolute value of the eigenvalues of $U(p)\Sigma U^{-1}(p)$ are all bounded by $C_1(K, p_0, \zeta_0)C^m(K, p_0, \zeta_0)$. The result then follows from noting that the operator norm of a diagonalizable matrix is the same as its largest eigenvalue (in absolute value). \square

Lemma 3 (Number of eligible jumps). *Consider the continuous-time Markov chain with transition rate matrix defined in (96). Let \mathcal{J} be a set of eligible jumps, i.e., \mathcal{J} is a set of (i, j) pairs such that $i, j \in \{0, \dots, K\}$. Assume that $(k, k) \notin \mathcal{J}$. Here the pair (i, j) stands for a jump from state i to state j . Let $N_{\mathcal{J}}(T, p)$ be the number of eligible jumps in time $[0, T]$. Let \tilde{Q} be a matrix such that $\tilde{Q}_{i,j} = Q_{i,j}$ if $(i, j) \in \mathcal{J}$ and otherwise $\tilde{Q}_{i,j} = 0$.*

There is a constant $C(K, p_0, \zeta_0, \mu)$ such that for any $p \in [p_0 - \zeta_0, p_0 + \zeta_0]$,

$$\left| \mathbb{E} [N_{\mathcal{J}}(T, p)] - T\bar{\pi}(p)^\top \tilde{Q}(p)\bar{\mathbf{1}} \right| \leq C(K, p_0, \zeta_0, \mu), \quad (113)$$

$$\left| \text{Var} [N_{\mathcal{J}}(T, p)] - T\sigma_{\mathcal{J}}^2(p) \right| \leq C(K, p_0, \zeta_0, \mu), \quad (114)$$

where

$$\sigma_{\mathcal{J}}^2(p) = \bar{\pi}(p)^\top \tilde{Q}(p)\bar{\mathbf{1}} - 2\pi(p)^\top \tilde{Q}(p)Q^\#(p)\tilde{Q}(p)\bar{\mathbf{1}}. \quad (115)$$

Here $Q^\#$ is the group inverse of Q defined in (98).

Proof. We write $\alpha = \alpha_0(p_0, \zeta_0)$, where α_0 is defined in (100). Throughout this proof, we omit “ (p) ” and “ (α) ” for simplicity. We use constants C_1, C_2, \dots that could depend on K, μ, p_0, ζ_0 but not on p .

We start with a uniformization step. The continuous-time Markov chain we considered can be described by a discrete-time Markov chain with transition matrix $P = I + Q/\alpha$ where jumps occur according to a Poisson process with intensity α . Let $M(T)$ be the total number of jumps of the discrete-time Markov chain. Note that among the jumps, there are some self jumps that go from state k to state k . We are interested in the eligible jumps in \mathcal{J} .

Note that $M(T) \sim \text{Poisson}(\alpha T)$ and that $\text{Var} [N_{\mathcal{J}}(T)] = \text{Var} [\mathbb{E} [N_{\mathcal{J}}(T) | M(T)]] + \mathbb{E} [\text{Var} [N_{\mathcal{J}}(T) | M(T)]]$. We will then study the distribution of $N_{\mathcal{J}}(T)$ conditioning on $M(T) = m$. To this end, let $\tilde{P} = \tilde{Q}/\alpha$. By Lemma 2, the first moment satisfies

$$\begin{aligned} \mathbb{E} [N_{\mathcal{J}}(T) | M(T) = m] &= \bar{v}^\top (I + P + P^2 + \dots + P^{m-1})\tilde{P}\bar{\mathbf{1}} \\ &= \bar{v}^\top \left(m\bar{\mathbf{1}}\bar{\pi}^\top - \alpha Q^\# \right) \tilde{P}\bar{\mathbf{1}} + \text{error}_1 \\ &= m\bar{\pi}^\top \tilde{P}\bar{\mathbf{1}} - \alpha \bar{v}^\top Q^\# \tilde{P}\bar{\mathbf{1}} + \text{error}_1, \end{aligned} \quad (116)$$

where $|\text{error}_1| \leq C_1 C_2^m$ for some constants $C_1 > 0$ and $C_2 \in (0, 1)$. Therefore,

$$\begin{aligned} \mathbb{E} [N_{\mathcal{J}}(T)] &= \mathbb{E} [\mathbb{E} [N_{\mathcal{J}}(T) | M(T)]] = \mathbb{E} [M(T)] \bar{\pi}^\top \tilde{P}\bar{\mathbf{1}} + \text{error}'_1 \\ &= \bar{\pi}^\top \tilde{Q}\bar{\mathbf{1}}T + \text{error}'_1, \end{aligned} \quad (117)$$

where $|\text{error}'_1| \leq C'_1$ for some $C'_1 > 0$.

The second moment involves more analyses. We write $N_{\mathcal{J}}(T) = \sum_{i=1}^{M(T)} X_i$, where $X_i = 1$ if the i -th jump in the discrete-time Markov chain is an eligible jump. Then

$$\begin{aligned} \mathbb{E} [N_{\mathcal{J}}^2(T) \mid M(T) = m] &= \mathbb{E} \left[\left(\sum_{i=1}^m X_i \right)^2 \mid M(T) = m \right] \\ &= \mathbb{E} \left[\sum_{i=1}^m X_i + 2 \sum_{j=1}^{m-1} \sum_{i=1}^{m-j} X_i X_{i+j} \mid M(T) = m \right] \\ &= \sum_{i=1}^m \vec{v}^\top P^{i-1} \tilde{P} \vec{1} + 2 \sum_{j=1}^{m-1} \sum_{i=1}^{m-j} \vec{v}^\top P^{i-1} \tilde{P} P^{j-1} \tilde{P} \vec{1}. \end{aligned} \quad (118)$$

For the first summation, we can again apply Lemma 2 and get

$$\begin{aligned} \sum_{i=1}^m \vec{v}^\top P^{i-1} \tilde{P} \vec{1} &= \vec{v}^\top \left(m \vec{1} \vec{\pi}^\top - \alpha Q^\# \right) \tilde{P} \vec{1} + \text{error}_1 \\ &= m \vec{\pi}^\top \tilde{P} \vec{1} - \alpha \vec{v}^\top Q^\# \tilde{P} \vec{1} + \text{error}_1, \end{aligned} \quad (119)$$

where $|\text{error}_1| \leq C_1 C_2^m$ for some constants $C_1 > 0$ and $C_2 \in (0, 1)$. For the second summation, we have that

$$\begin{aligned} 2 \sum_{j=1}^{m-1} \sum_{i=1}^{m-j} \vec{v}^\top P^{i-1} \tilde{P} P^{j-1} \tilde{P} \vec{1} &= 2 \sum_{j=1}^{m-1} \vec{v}^\top \left(\sum_{i=1}^{m-j} P^{i-1} \right) \tilde{P} P^{j-1} \tilde{P} \vec{1} \\ &= 2 \sum_{j=1}^{m-1} \vec{v}^\top \left((m-j) \vec{1} \vec{\pi}^\top - \alpha Q^\# + E_j \right) \tilde{P} P^{j-1} \tilde{P} \vec{1}, \end{aligned} \quad (120)$$

where $\|E_j\|_{op} \leq C_1 C_2^{m-j}$ for some constants $C_1 > 0$ and $C_2 \in (0, 1)$. We further note that

$$2 \sum_{j=1}^{m-1} \vec{v}^\top E_j \tilde{P} P^{j-1} \tilde{P} \vec{1} \leq \sum_{j=1}^{m-1} C_3 (1 - C_2)^{m-j} \leq C_4, \quad (121)$$

for some constants $C_3, C_4 > 0$. Plugging this back into (120), we get that

$$\begin{aligned} &2 \sum_{j=1}^{m-1} \sum_{i=1}^{m-j} \vec{v}^\top P^{i-1} \tilde{P} P^{j-1} \tilde{P} \vec{1} \\ &= 2 \sum_{j=1}^{m-1} \vec{v}^\top \left((m-j) \vec{1} \vec{\pi}^\top - \alpha Q^\# + E_j \right) \tilde{P} P^{j-1} \tilde{P} \vec{1} \\ &= 2 \vec{\pi}^\top \tilde{P} \left(\sum_{j=1}^{m-1} (m-j) P^{j-1} \right) \tilde{P} \vec{1} - 2 \vec{v}^\top \alpha Q^\# \tilde{P} \left(\sum_{j=1}^{m-1} P^{j-1} \right) \tilde{P} \vec{1} + \text{error}_2, \end{aligned} \quad (122)$$

where $|\text{error}_2| \leq C_4$. For the first summation in (122), note that

$$\begin{aligned}
\sum_{j=1}^{m-1} (m-j)P^{j-1} &= \sum_{i=1}^{m-1} \sum_{j=1}^i P^{j-1} = \sum_{i=1}^{m-1} \left(i\vec{1}\vec{\pi}^\top - \alpha Q^\# + E_i \right) \\
&= \sum_{i=1}^{m-1} \left(i\vec{1}\vec{\pi}^\top - \alpha Q^\# \right) + E_0 \\
&= \frac{m(m-1)}{2} \vec{1}\vec{\pi}^\top - (m-1)\alpha Q^\# + E_0,
\end{aligned} \tag{123}$$

where, again by Lemma 2, $\|E_i\|_{op} \leq C_1 C_2^i$ for some constants $C_1 > 0$ and $C_2 \in (0, 1)$ and $\|E_0\|_{op} \leq C_5$ for some constant $C_5 > 0$. This then implies that the first summation in (122) satisfies

$$\begin{aligned}
2\vec{\pi}^\top \tilde{P} \left(\sum_{j=1}^{m-1} (m-j)P^{j-1} \right) \tilde{P}\vec{1} \\
&= 2\vec{\pi}^\top \tilde{P} \left(\frac{m(m-1)}{2} \vec{1}\vec{\pi}^\top - (m-1)\alpha Q^\# \right) \tilde{P}\vec{1} + \text{error}_3 \\
&= m(m-1) \left(\vec{\pi}^\top \tilde{P}\vec{1} \right)^2 - 2\alpha(m-1)\vec{\pi}^\top \tilde{P}Q^\# \tilde{P}\vec{1} + \text{error}_3,
\end{aligned} \tag{124}$$

where $|\text{error}_3| \leq C_6$ for some constant $C_6 > 0$. For the second summation in (122), we can again apply Lemma 2 and get that

$$\begin{aligned}
2\vec{v}^\top \alpha Q^\# \tilde{P} \left(\sum_{j=1}^{m-1} P^{j-1} \right) \tilde{P}\vec{1} &= 2\vec{v}^\top \alpha Q^\# \tilde{P} \left(\sum_{j=1}^{m-1} P^{j-1} \right) \tilde{P}\vec{1} \\
&= 2\vec{v}^\top \alpha Q^\# \tilde{P} \left((m-1)\vec{1}\vec{\pi}^\top - \alpha Q^\# \right) \tilde{P}\vec{1} + \text{error}_4 \\
&= 2\alpha(m-1)\vec{v}^\top Q^\# \tilde{P}\vec{1} \left(\vec{\pi}^\top \tilde{P}\vec{1} \right) - 2\alpha^2 \vec{v}^\top Q^\# \tilde{P}Q^\# \tilde{P}\vec{1} + \text{error}_4,
\end{aligned} \tag{125}$$

where $|\text{error}_4| \leq C_7 C_2^m$ for some constant $C_7 > 0$ and $C_2 \in (0, 1)$. Finally, combining (122), (124) and (125), we have that the second summation in (118) satisfies

$$\begin{aligned}
2 \sum_{j=1}^{m-1} \sum_{i=1}^{m-j} \vec{v}^\top P^{i-1} \tilde{P}P^{j-1} \tilde{P}\vec{1} &= m(m-1) \left(\vec{\pi}^\top \tilde{P}\vec{1} \right)^2 - 2\alpha m \vec{\pi}^\top \tilde{P}Q^\# \tilde{P}\vec{1} \\
&\quad - 2\alpha m \vec{v}^\top Q^\# \tilde{P}\vec{1} \left(\vec{\pi}^\top \tilde{P}\vec{1} \right) + \text{error}_5,
\end{aligned} \tag{126}$$

where $|\text{error}_5| \leq C_8$ for some constant $C_8 > 0$. Now, together with (119) and (118), the above implies that

$$\begin{aligned}
\mathbb{E} [N_{\mathcal{J}}^2(T) \mid M(T) = m] \\
&= m\vec{\pi}^\top \tilde{P}\vec{1} + m(m-1) \left(\vec{\pi}^\top \tilde{P}\vec{1} \right)^2 - 2\alpha m \vec{\pi}^\top \tilde{P}Q^\# \tilde{P}\vec{1} \\
&\quad - 2\alpha m \vec{v}^\top Q^\# \tilde{P}\vec{1} \left(\vec{\pi}^\top \tilde{P}\vec{1} \right) + \text{error}_6,
\end{aligned} \tag{127}$$

where $|\text{error}_6| \leq C_9$ for some constant $C_9 > 0$.

We are ready to study the variance of $N_{\mathcal{J}}(T)$ conditional on $M(T)$.

$$\begin{aligned}
& \text{Var} [N_{\mathcal{J}}(T) \mid M(T) = m] \\
&= \mathbb{E} [N_{\mathcal{J}}^2(T) \mid M(T) = m] - (\mathbb{E} [N_{\mathcal{J}}(T) \mid M(T) = m])^2 \\
&= m\bar{\pi}^\top \tilde{P}\bar{1} + m(m-1) \left(\bar{\pi}^\top \tilde{P}\bar{1} \right)^2 - 2\alpha m \bar{\pi}^\top \tilde{P}Q^\# \tilde{P}\bar{1} \\
&\quad - 2m\alpha \bar{\nu}^\top Q^\# \tilde{P}\bar{1} \left(\bar{\pi}^\top \tilde{P}\bar{1} \right) - \left(m\bar{\pi}^\top \tilde{P}\bar{1} - \alpha \bar{\nu}^\top Q^\# \tilde{P}\bar{1} \right)^2 + \text{error}_7 \\
&= m \left(- \left(\bar{\pi}^\top \tilde{P}\bar{1} \right)^2 + \left(\bar{\pi}^\top \tilde{P}\bar{1} \right) - 2\alpha \bar{\pi}^\top \tilde{P}Q^\# \tilde{P}\bar{1} \right) + \text{error}_8,
\end{aligned} \tag{128}$$

where $|\text{error}_7| \leq C_{10}$ and $|\text{error}_8| \leq C_{10}$ for some constant $C_{10} > 0$.

Finally, note that

$$\begin{aligned}
\text{Var} [N_{\mathcal{J}}(T)] &= \text{Var} [\mathbb{E} [N_{\mathcal{J}}(T) \mid M(T)]] + \mathbb{E} [\text{Var} [N_{\mathcal{J}}(T) \mid M(T)]] \\
&= \left(\bar{\pi}^\top \tilde{P}\bar{1} \right)^2 \text{Var} [M(T)] + \text{error}_9 \\
&\quad + \left(- \left(\bar{\pi}^\top \tilde{P}\bar{1} \right)^2 + \left(\bar{\pi}^\top \tilde{P}\bar{1} \right) - 2\alpha \bar{\pi}^\top \tilde{P}Q^\# \tilde{P}\bar{1} \right) \mathbb{E} [M(T)] \\
&= \left(\bar{\pi}^\top \tilde{P}\bar{1} \right)^2 \alpha T + \text{error}_9 \\
&\quad + \left(- \left(\bar{\pi}^\top \tilde{P}\bar{1} \right)^2 + \left(\bar{\pi}^\top \tilde{P}\bar{1} \right) - 2\alpha \bar{\pi}^\top \tilde{P}Q^\# \tilde{P}\bar{1} \right) \alpha T \\
&= \left(\bar{\pi}^\top \tilde{P}\bar{1} - 2\alpha \bar{\pi}^\top \tilde{P}Q^\# \tilde{P}\bar{1} \right) \alpha T + \text{error}_9, \\
&= \left(\bar{\pi}^\top \tilde{Q}\bar{1} - 2\bar{\pi}^\top \tilde{Q}Q^\# \tilde{Q}\bar{1} \right) T + \text{error}_9,
\end{aligned} \tag{129}$$

where $|\text{error}_9| \leq C_{11}$ and $|\text{error}_9| \leq C_{11}$ for some constant $C_{11} > 0$. \square

Lemma 4 (Number of departures). *Consider the continuous-time Markov chain with transition rate matrix defined in (96). Treating it as a queue length process, let $N_{\text{dep}}(T, p)$ be the number of departures in time $[0, T]$. There is a constant $C(K, p_0, \zeta_0)$ such that for any $p \in [p_0 - \zeta_0, p_0 + \zeta_0]$,*

$$|\mathbb{E} [N_{\text{dep}}(T, p)] - T\mu(1 - \pi_0(p))| \leq C(K, p_0, \zeta_0, \mu), \tag{130}$$

$$|\text{Var} [N_{\text{dep}}(T, p)] - T\sigma_{\text{dep}}^2(p)| \leq C(K, p_0, \zeta_0, \mu), \tag{131}$$

where

$$\sigma_{\text{dep}}^2(p) = \mu(1 - \pi_0(p)) + 2\mu^2 \sum_{i=0}^{K-1} \pi_{i+1}(p) Q_{i0}^\#(p). \tag{132}$$

Here $Q^\#$ is the group inverse of Q defined in (98).

Proof. Throughout this proof, we omit “ (p) ” and “ (α) ” for simplicity. We use constants C_1, C_2, \dots that could depend on K, μ, p_0, ζ_0 but not on p . We will use Lemma 3 to show

the results. We note that the eligible jumps are $\mathcal{J} = \{(i, j) \in \{1, \dots, K\}^2 : j = i - 1\}$. Therefore, in this setting,

$$\tilde{Q} = \begin{bmatrix} 0 & 0 & \dots & & \\ \mu & 0 & & & \\ & \mu & 0 & & \\ & & & \dots & \\ & & & & \mu & 0 \end{bmatrix}. \quad (133)$$

We start with the expectation. Note that $\tilde{Q}\vec{1} = (0, \mu, \dots, \mu)^\top$. Therefore,

$$\bar{\pi}^\top \tilde{Q}\vec{1} = \mu \left(\sum_{i=1}^K \pi_i \right) = \mu(1 - \pi_0). \quad (134)$$

For the variance, we note that since $Q^\# \vec{1} = \vec{0}$,

$$Q^\# \tilde{Q}\vec{1} = \mu Q^\# \begin{bmatrix} 0 \\ 1 \\ \dots \\ 1 \end{bmatrix} = \mu Q^\# \vec{1} - \mu Q^\# \begin{bmatrix} 1 \\ 0 \\ \dots \\ 0 \end{bmatrix} = -\mu \begin{bmatrix} Q_{0,0}^\# \\ Q_{1,0}^\# \\ \dots \\ Q_{K,0}^\# \end{bmatrix}. \quad (135)$$

Note also that $\bar{\pi}^\top \tilde{Q} = \mu(\pi_1, \dots, \pi_K, 0)$. Therefore, $\bar{\pi}^\top \tilde{Q} Q^\# \tilde{Q}\vec{1} = -\mu^2 \sum_{i=0}^{K-1} \pi_{i+1} Q_{i,0}^\#$. Hence,

$$\bar{\pi}^\top \tilde{Q}\vec{1} - 2\bar{\pi}^\top \tilde{Q} Q^\# \tilde{Q}\vec{1} = (1 - \pi_0)\mu + 2\mu^2 \sum_{i=0}^{K-1} \pi_{i+1} Q_{i,0}^\#. \quad (136)$$

□

Lemma 5 (Uniform integrability). *Set the price at p throughout the experiment. Let $N_{\text{arr}}(T, p)$ be the total number of arrivals in time $[0, T]$. Under Assumptions 1-3, there is a constant $C(K, p) > 0$ such that*

$$\mathbb{E} \left[(N_{\text{arr}}(T, p) - \mu(1 - \pi_0(p))T)^4 \right] \leq C(K, p)T^2. \quad (137)$$

Proof. We prove the lemma in a more general case. In particular, we will show that under the conditions of Lemma 3, there is a constant $C(K, p_0, \zeta_0, \mu)$ such that for any $p \in [p_0 - \zeta_0, p_0 + \zeta_0]$,

$$\mathbb{E} \left[\left(N_{\mathcal{J}}(T, p) - \bar{\pi}(p)^\top \tilde{Q}(p) \vec{1} T \right)^4 \right] \leq C(K, p_0, \zeta_0, \mu)T^2. \quad (138)$$

Recall that in Lemma 3, \mathcal{J} is a set of eligible jumps, i.e., \mathcal{J} is a set of (i, j) pairs such that $i, j \in \{0, \dots, K\}$, and $N_{\mathcal{J}}(T, p)$ is the number of eligible jumps in time $[0, T]$. We require that $(k, k) \notin \mathcal{J}$. We have also defined \tilde{Q} to be a matrix such that $\tilde{Q}_{i,j} = Q_{i,j}$ if $(i, j) \in \mathcal{J}$ and otherwise $\tilde{Q}_{i,j} = 0$. In the context of Lemma 5, we simply take $\mathcal{J} = \{(i, j) \in \{1, \dots, K\}^2 : j = i + 1\}$.

From this point on, we will work under the conditions of Lemma 3 and aim at proving (138).

Similar to the proof of Lemma 3, we make some notation simplification. We write $\alpha = \alpha_0(p_0, \zeta_0)$, where α_0 is defined in (100). Throughout this proof, we omit “ (p) ” and

“(α)” for simplicity. We use constants C_1, C_2, \dots that could depend on K, μ, p_0, ζ_0 but not on p .

Again, same as in the proof of Lemma 3, we start with a uniformization step. The continuous-time Markov chain we considered can be described by a discrete-time Markov chain with transition matrix $P = I + Q/\alpha$ where jumps occur according to a Poisson process with intensity αT . Let $M(T)$ be the total number of jumps of the discrete-time Markov chain. Note that among the jumps, there are some self jumps that go from state k to state k . We are interested in the eligible jumps in \mathcal{J} .

Note that $M(T) \sim \text{Poisson}(\alpha T)$. We will then study the distribution of $N_{\mathcal{J}}(T)$ conditioning on $M(T) = m$. We define $\tilde{P} = \tilde{Q}/\alpha$. From now on, unless specified otherwise, we are conditioning on $M(T) = m$ and focus on the discrete-time Markov chain. We write $N_{\mathcal{J}}(T) = \sum_{i=1}^{M(T)} X_i$, where $X_i = 1$ if the i -th jump in the discrete-time Markov chain is an eligible jump. We are interested in the first, second, third and fourth moments of $N_{\mathcal{J}}(T)$. Expanding the parentheses, we get that

$$\begin{aligned}
N_{\mathcal{J}}(T) &= \sum_{i=1}^{M(T)} X_i, \\
N_{\mathcal{J}}^2(T) &= \sum_{i=1}^{M(T)} X_i + 2 \sum_{1 \leq i < j \leq M(T)} X_i X_j, \\
N_{\mathcal{J}}^3(T) &= \sum_{i=1}^{M(T)} X_i + 6 \sum_{1 \leq i < j \leq M(T)} X_i X_j + 6 \sum_{1 \leq i < j < k \leq M(T)} X_i X_j X_k, \\
N_{\mathcal{J}}^4(T) &= \sum_{i=1}^{M(T)} X_i + 14 \sum_{1 \leq i < j \leq M(T)} X_i X_j + 36 \sum_{1 \leq i < j < k \leq M(T)} X_i X_j X_k \\
&\quad + 24 \sum_{1 \leq i < j < k < l \leq M(T)} X_i X_j X_k X_l.
\end{aligned} \tag{139}$$

This then implies that

$$\begin{aligned}
\mathbb{E}[N_{\mathcal{J}}(T) \mid M(T) = m] &= A_1, \\
\mathbb{E}[N_{\mathcal{J}}^2(T) \mid M(T) = m] &= A_1 + 2A_2, \\
\mathbb{E}[N_{\mathcal{J}}^3(T) \mid M(T) = m] &= A_1 + 6A_2 + 6A_3, \\
\mathbb{E}[N_{\mathcal{J}}^4(T) \mid M(T) = m] &= A_1 + 14A_2 + 36A_3 + 24A_4,
\end{aligned} \tag{140}$$

where

$$\begin{aligned}
A_1 &= \sum_{i=1}^m \mathbb{E}[X_i], & A_2 &= \sum_{1 \leq i < j \leq m} \mathbb{E}[X_i X_j], \\
A_3 &= \sum_{1 \leq i < j < k \leq m} \mathbb{E}[X_i X_j X_k], & A_4 &= \sum_{1 \leq i < j < k < l \leq m} \mathbb{E}[X_i X_j X_k X_l].
\end{aligned} \tag{141}$$

We will then study A_1, A_2, \dots, A_4 . We have showed in the proof of Lemma 3 that $A_1 = \mathbb{E}[N_{\mathcal{J}}(T) \mid M(T) = m] = m\tilde{\pi}^\top \tilde{P}\mathbf{1} - \alpha\tilde{v}^\top Q^\# \tilde{P}\mathbf{1} + \text{error}$, where $|\text{error}| \leq C_0 C^m$ for some

constants $C_0 > 0$ and $C \in (0, 1)$. For A_2 , note that for $i < j$, $X_i X_j$ is the indicator that the i -th jump is eligible and the j -th jump is eligible. Therefore, $\mathbb{E}[X_i X_j] = \bar{v}^\top P^{i-1} \tilde{P} P^{j-i-1} \tilde{P} \bar{1}$. Hence, we can write

$$A_2 = \sum_{1 \leq i < j \leq m} \mathbb{E}[X_i X_j] = \sum_{1 \leq i < j \leq m} \bar{v}^\top P^{i-1} \tilde{P} P^{j-i-1} \tilde{P} \bar{1} = \bar{v}^\top \sum_{i+j \leq m} P^{i-1} \tilde{P} P^{j-1} \tilde{P} \bar{1}, \quad (142)$$

where the last equality follows from a change of variable. Similarly, we find

$$\begin{aligned} A_3 &= \sum_{1 \leq i < j < k \leq m} \mathbb{E}[X_i X_j X_k] = \sum_{1 \leq i < j < k \leq m} \bar{v}^\top P^{i-1} \tilde{P} P^{j-i-1} \tilde{P} P^{k-j-1} \tilde{P} \bar{1} \\ &= \bar{v}^\top \sum_{i+j+k \leq m} P^{i-1} \tilde{P} P^{j-1} \tilde{P} P^{k-1} \tilde{P} \bar{1}, \end{aligned} \quad (143)$$

and

$$\begin{aligned} A_4 &= \sum_{1 \leq i < j < k < l \leq m} \mathbb{E}[X_i X_j X_k X_l] \\ &= \sum_{1 \leq i < j < k < l \leq m} \bar{v}^\top P^{i-1} \tilde{P} P^{j-i-1} \tilde{P} P^{k-j-1} \tilde{P} P^{l-k-1} \tilde{P} \bar{1} \\ &= \bar{v}^\top \sum_{i+j+k+l \leq m} P^{i-1} \tilde{P} P^{j-1} \tilde{P} P^{k-1} \tilde{P} P^{l-1} \tilde{P} \bar{1}. \end{aligned} \quad (144)$$

Now we focus on A_3 . The results for A_2 and A_4 are very similar. The key term in A_3 is $\sum_{i+j+k \leq m} P^{i-1} \tilde{P} P^{j-1} \tilde{P} P^{k-1} \tilde{P}$, which is a sum of the product of terms like $P^{i-1} \tilde{P}$. Let $R_i = P^i - \bar{1} \bar{\pi}^\top$. Then we can decompose each P^{i-1} into two terms R_{i-1} and $\bar{1} \bar{\pi}^\top$, and thus

$$\begin{aligned} &P^{i-1} \tilde{P} P^{j-1} \tilde{P} P^{k-1} \tilde{P} \\ &= (R_{i-1} + \bar{1} \bar{\pi}^\top) \tilde{P} (R_{j-1} + \bar{1} \bar{\pi}^\top) \tilde{P} (R_{k-1} + \bar{1} \bar{\pi}^\top) \tilde{P} \\ &= (\bar{1} \bar{\pi}^\top \tilde{P})^3 + R_{i-1} \tilde{P} (\bar{1} \bar{\pi}^\top \tilde{P})^2 + (\bar{1} \bar{\pi}^\top \tilde{P}) R_{j-1} \tilde{P} (\bar{1} \bar{\pi}^\top \tilde{P}) + (\bar{1} \bar{\pi}^\top \tilde{P})^2 R_{k-1} \tilde{P} \\ &\quad + R_{i-1} \tilde{P} R_{j-1} \tilde{P} (\bar{1} \bar{\pi}^\top \tilde{P}) + R_{i-1} \tilde{P} (\bar{1} \bar{\pi}^\top \tilde{P}) R_{k-1} \tilde{P} + (\bar{1} \bar{\pi}^\top \tilde{P}) R_{j-1} \tilde{P} R_{k-1} \tilde{P} \\ &\quad + R_{i-1} \tilde{P} R_{j-1} \tilde{P} R_{k-1} \tilde{P}. \end{aligned} \quad (145)$$

By Lemma 1, we have that $\|R_{i-1}\|_{op} \leq C^{i-1}$ for some constant $C \in (0, 1)$. Therefore,

$$\begin{aligned} &\left\| \sum_{i+j+k \leq m} R_{i-1} \tilde{P} R_{j-1} \tilde{P} R_{k-1} \tilde{P} \right\|_{op} \\ &\leq \sum_{i+j+k \leq m} \|R_{i-1}\|_{op} \|\tilde{P}\|_{op} \|R_{j-1}\|_{op} \|\tilde{P}\|_{op} \|R_{k-1}\|_{op} \|\tilde{P}\|_{op} \\ &\leq \sum_{i+j+k \leq m} C^{i+j+k-3} \leq C_1, \end{aligned} \quad (146)$$

for some constant $C_1 > 0$. Now we study terms involve two R_{i-1} .

$$\begin{aligned}
& \left\| \sum_{i+j+k \leq m} R_{i-1} \tilde{P} R_{j-1} \tilde{P} \left(\tilde{\Gamma} \tilde{\pi}^\top \tilde{P} \right) \right\|_{op} \\
& \leq \sum_{i+j+k \leq m} \|R_{i-1}\|_{op} \|\tilde{P}\|_{op} \|R_{j-1}\|_{op} \|\tilde{P}\|_{op} \|\tilde{\Gamma} \tilde{\pi}^\top\|_{op} \|\tilde{P}\|_{op} \\
& \leq \sum_{i+j+k \leq m} C^{i+j-2} \leq \sum_{i+j \leq m} C^{i+j-2} m \leq C_2 m,
\end{aligned} \tag{147}$$

for some constant $C_2 > 0$. The same inequalities hold for $R_{i-1} \tilde{P} \left(\tilde{\Gamma} \tilde{\pi}^\top \tilde{P} \right) R_{k-1} \tilde{P}$ and $\left(\tilde{\Gamma} \tilde{\pi}^\top \tilde{P} \right) R_{j-1} \tilde{P} R_{k-1} \tilde{P}$.

Then, we look at terms involve only one R_{i-1} . Note that

$$\begin{aligned}
\sum_{i+j+k \leq m} R_{i-1} &= \sum_{i=1}^{m-2} \binom{m-i}{2} R_{i-1} = \sum_{i=1}^{m-2} \frac{(m-i)(m-i-1)}{2} R_{i-1} \\
&= \frac{m^2}{2} \sum_{i=1}^{m-2} R_{i-1} + \sum_{i=1}^{m-2} \frac{-(2i+1)m - i(i+1)}{2} R_{i-1}.
\end{aligned} \tag{148}$$

For the first term, by Lemma 2, we have that $\sum_{i=1}^{m-2} R_{i-1} = -\alpha Q^\# + E$, where $\|E\|_{op} \leq C_1 C^m$ for some constant $C_1 > 0$, $C \in (0, 1)$. For the second term, we note that by Lemma 1, $\|R_{i-1}\|_{op} \leq C^{i-1}$ for some constant $C \in (0, 1)$. Therefore,

$$\left\| \sum_{i=1}^{m-2} \frac{-(2i+1)m - i(i+1)}{2} R_{i-1} \right\|_{op} \leq \sum_{i=1}^{m-2} \left| \frac{-(2i+1)m - i(i+1)}{2} \right| C^{i-1} \leq C_1 m, \tag{149}$$

for some constant $C_1 > 0$. Combining the results and plugging back into (148), we have that

$$\sum_{i+j+k \leq m} R_{i-1} = -\frac{m^2}{2} \alpha Q^\# + E_1, \tag{150}$$

where $\|E_1\|_{op} \leq C_1 m$ for some constant $C_1 > 0$. By symmetry, the same result holds for $\sum_{i+j+k \leq m} R_{j-1}$ and $\sum_{i+j+k \leq m} R_{k-1}$.

We have analyzed all terms in (145). Combining the results, we have

$$\begin{aligned}
& \sum_{i+j+k \leq m} P^{i-1} \tilde{P} P^{j-1} \tilde{P} P^{k-1} \tilde{P} \\
& = \sum_{i+j+k \leq m} \left(\tilde{\Gamma} \tilde{\pi}^\top \tilde{P} \right)^3 + E_3 \\
& \quad - \frac{\alpha m^2}{2} \left[Q^\# \tilde{P} \left(\tilde{\Gamma} \tilde{\pi}^\top \tilde{P} \right)^2 + \left(\tilde{\Gamma} \tilde{\pi}^\top \tilde{P} \right) Q^\# \tilde{P} \left(\tilde{\Gamma} \tilde{\pi}^\top \tilde{P} \right) + \left(\tilde{\Gamma} \tilde{\pi}^\top \tilde{P} \right)^2 Q^\# \tilde{P} \right] \\
& = \binom{m}{3} \left(\tilde{\Gamma} \tilde{\pi}^\top \tilde{P} \right)^3 + E_3 \\
& \quad - \frac{\alpha m^2}{2} \left[Q^\# \tilde{P} \left(\tilde{\Gamma} \tilde{\pi}^\top \tilde{P} \right)^2 + \left(\tilde{\Gamma} \tilde{\pi}^\top \tilde{P} \right) Q^\# \tilde{P} \left(\tilde{\Gamma} \tilde{\pi}^\top \tilde{P} \right) + \left(\tilde{\Gamma} \tilde{\pi}^\top \tilde{P} \right)^2 Q^\# \tilde{P} \right]
\end{aligned} \tag{151}$$

where $\|E_3\|_{op} \leq C_4 m$ for some constant $C_4 > 0$.

We can conduct the same analysis for A_2 and A_4 and get

$$\begin{aligned} & \sum_{i+j \leq m} P^{i-1} \tilde{P} P^{j-1} \tilde{P} \\ &= \binom{m}{2} \left(\tilde{\Gamma} \tilde{\pi}^\top \tilde{P} \right)^2 - \alpha m \left[Q^\# \tilde{P} \left(\tilde{\Gamma} \tilde{\pi}^\top \tilde{P} \right) + \left(\tilde{\Gamma} \tilde{\pi}^\top \tilde{P} \right) Q^\# \tilde{P} \right] + E_2, \end{aligned} \quad (152)$$

where $\|E\|_{op} \leq C_2$ for some constant $C_2 > 0$, and

$$\begin{aligned} & \sum_{i+j+k+l \leq m} P^{i-1} \tilde{P} P^{j-1} \tilde{P} P^{k-1} \tilde{P} P^{l-1} \tilde{P} \\ &= \binom{m}{4} \left(\tilde{\Gamma} \tilde{\pi}^\top \tilde{P} \right)^4 - \frac{\alpha m^3}{6} \left[Q^\# \tilde{P} \left(\tilde{\Gamma} \tilde{\pi}^\top \tilde{P} \right)^3 + \left(\tilde{\Gamma} \tilde{\pi}^\top \tilde{P} \right) Q^\# \tilde{P} \left(\tilde{\Gamma} \tilde{\pi}^\top \tilde{P} \right)^2 \right. \\ & \quad \left. + \left(\tilde{\Gamma} \tilde{\pi}^\top \tilde{P} \right)^2 Q^\# \tilde{P} \left(\tilde{\Gamma} \tilde{\pi}^\top \tilde{P} \right) + \left(\tilde{\Gamma} \tilde{\pi}^\top \tilde{P} \right)^3 Q^\# \tilde{P} \right] + E_4, \end{aligned} \quad (153)$$

where $\|E_4\|_{op} \leq C_4 m^2$ for some constant $C_1 > 0$. Here, details of the derivation have been omitted for brevity.

Therefore, by (142) - (144), we have the following formulae for A_1, \dots, A_4 .

$$\begin{aligned} A_1 &= m \left(\tilde{\pi}^\top \tilde{P} \tilde{\Gamma} \right) - \alpha \tilde{\nu}^\top Q^\# \tilde{P} \tilde{\Gamma} + \text{error}_1, \\ A_2 &= \frac{m^2}{2} \left(\tilde{\pi}^\top \tilde{P} \tilde{\Gamma} \right)^2 - m \left[\alpha \left(\tilde{\pi}^\top \tilde{P} Q^\# \tilde{P} \tilde{\Gamma} \right) \right. \\ & \quad \left. + \alpha \left(\tilde{\nu}^\top Q^\# \tilde{P} \tilde{\Gamma} \right) \left(\tilde{\pi}^\top \tilde{P} \tilde{\Gamma} \right) + \frac{1}{2} \left(\tilde{\pi}^\top \tilde{P} \right)^2 \right] + \text{error}_2, \\ A_3 &= \frac{m^3}{6} \left(\tilde{\pi}^\top \tilde{P} \tilde{\Gamma} \right)^3 - m^2 \left[\alpha \left(\tilde{\pi}^\top \tilde{P} \tilde{\Gamma} \right) \left(\tilde{\pi}^\top \tilde{P} Q^\# \tilde{P} \tilde{\Gamma} \right) \right. \\ & \quad \left. + \frac{1}{2} \alpha \left(\tilde{\nu}^\top Q^\# \tilde{P} \tilde{\Gamma} \right) \left(\tilde{\pi}^\top \tilde{P} \tilde{\Gamma} \right)^2 + \frac{1}{2} \left(\tilde{\pi}^\top \tilde{P} \right)^3 \right] + \text{error}_3, \\ A_4 &= \frac{m^4}{24} \left(\tilde{\pi}^\top \tilde{P} \tilde{\Gamma} \right)^4 - m^3 \left[\frac{1}{2} \alpha \left(\tilde{\pi}^\top \tilde{P} \tilde{\Gamma} \right)^2 \left(\tilde{\pi}^\top \tilde{P} Q^\# \tilde{P} \tilde{\Gamma} \right) \right. \\ & \quad \left. + \frac{1}{6} \alpha \left(\tilde{\nu}^\top Q^\# \tilde{P} \tilde{\Gamma} \right) \left(\tilde{\pi}^\top \tilde{P} \tilde{\Gamma} \right)^3 + \frac{1}{4} \left(\tilde{\pi}^\top \tilde{P} \right)^3 \right] + \text{error}_4, \end{aligned} \quad (154)$$

where $|\text{error}_1| \leq C_1 C^m$, $|\text{error}_2| \leq C_2$, $|\text{error}_3| \leq C_3 m$, $|\text{error}_4| \leq C_4 m^2$, for some constants $C \in (0, 1)$, $C_1, C_2, C_3, C_4 > 0$. To simplify notation, let

$$\gamma = \left(\tilde{\pi}^\top \tilde{P} \tilde{\Gamma} \right), \quad \theta = \left(\tilde{\pi}^\top \tilde{P} Q^\# \tilde{P} \tilde{\Gamma} \right), \quad \delta = \left(\tilde{\nu}^\top Q^\# \tilde{P} \tilde{\Gamma} \right). \quad (155)$$

Then we can express A_1, \dots, A_4 as

$$\begin{aligned}
A_1 &= m\gamma - \alpha\delta + \text{error}_1, \\
A_2 &= \frac{m^2}{2}\gamma^2 - m\left(\alpha\theta + \alpha\gamma\delta + \frac{1}{2}\gamma^2\right) + \text{error}_2, \\
A_3 &= \frac{m^3}{6}\gamma^3 - m^2\left(\alpha\gamma\theta + \frac{1}{2}\alpha\gamma^2\delta + \frac{\gamma^3}{2}\right) + \text{error}_3, \\
A_4 &= \frac{m^4}{24}\gamma^4 - m^3\left(\frac{1}{2}\alpha\gamma^2\theta + \frac{1}{6}\alpha\gamma^3\delta + \frac{\gamma^4}{4}\right) + \text{error}_4,
\end{aligned} \tag{156}$$

where $|\text{error}_1| \leq C_1 C^m$, $|\text{error}_2| \leq C_2$, $|\text{error}_3| \leq C_3 m$, $|\text{error}_4| \leq C_4 m^2$, for some constants $C \in (0, 1)$, $C_1, C_2, C_3, C_4 > 0$.

Plugging the above into (140), we have that

$$\begin{aligned}
\mathbb{E}[N_{\mathcal{J}} | M(T) = m] &= m\gamma - \alpha\delta + \text{error}_1, \\
\mathbb{E}[N_{\mathcal{J}}^2 | M(T) = m] &= m^2\gamma^2 - m(2\alpha\theta + 2\alpha\gamma\delta + \gamma^2 - \gamma) + \text{error}_2, \\
\mathbb{E}[N_{\mathcal{J}}^3 | M(T) = m] &= m^3\gamma^3 - m^2(6\alpha\gamma\theta + 3\alpha\gamma^2\delta + 3\gamma^3 - 3\gamma^2) + \text{error}_3, \\
\mathbb{E}[N_{\mathcal{J}}^4 | M(T) = m] &= m^4\gamma^4 - m^3(12\alpha\gamma^2\theta + 4\alpha\gamma^3\delta + 6\gamma^4 - 6\gamma^3) + \text{error}_4,
\end{aligned} \tag{157}$$

where $|\text{error}_1| \leq C_1 C^m$, $|\text{error}_2| \leq C_2$, $|\text{error}_3| \leq C_3 m$, $|\text{error}_4| \leq C_4 m^2$, for some constants $C \in (0, 1)$, $C_1, C_2, C_3, C_4 > 0$. Then note that since $M(T) \sim \text{Poisson}(\alpha T)$, we have that

$$\begin{aligned}
\mathbb{E}[M(T)] &= \alpha T, \\
\mathbb{E}[M(T)^2] &= (\alpha T)^2 + \alpha T, \\
\mathbb{E}[M(T)^3] &= (\alpha T)^3 + 3(\alpha T)^2 + \alpha T, \\
\mathbb{E}[M(T)^4] &= (\alpha T)^4 + 6(\alpha T)^3 + 7(\alpha T)^2 + \alpha T.
\end{aligned} \tag{158}$$

Therefore,

$$\begin{aligned}
\mathbb{E}[N_{\mathcal{J}}] &= (\alpha T)\gamma - \alpha\delta + \text{error}_1, \\
\mathbb{E}[N_{\mathcal{J}}^2] &= (\alpha T)^2\gamma^2 - (\alpha T)(2\alpha\theta + 2\alpha\gamma\delta - \gamma) + \text{error}_2, \\
\mathbb{E}[N_{\mathcal{J}}^3] &= (\alpha T)^3\gamma^3 - (\alpha T)^2(6\alpha\gamma\theta + 3\alpha\gamma^2\delta - 3\gamma^2) + \text{error}_3, \\
\mathbb{E}[N_{\mathcal{J}}^4] &= (\alpha T)^4\gamma^4 - (\alpha T)^3(12\alpha\gamma^2\theta + 4\alpha\gamma^3\delta - 6\gamma^3) + \text{error}_4,
\end{aligned} \tag{159}$$

where $|\text{error}_1| \leq C_1 C^T$, $|\text{error}_2| \leq C_2$, $|\text{error}_3| \leq C_3 T$, $|\text{error}_4| \leq C_4 T^2$, for some constants $C \in (0, 1)$, $C_1, C_2, C_3, C_4 > 0$. Finally, we note that

$$\begin{aligned}
\mathbb{E}\left[(N_{\mathcal{J}} - \mathbb{E}[N_{\mathcal{J}}])^4\right] &= \mathbb{E}[N_{\mathcal{J}}^4] - 4\mathbb{E}[N_{\mathcal{J}}^3]\mathbb{E}[N_{\mathcal{J}}] + 6\mathbb{E}[N_{\mathcal{J}}^2](\mathbb{E}[N_{\mathcal{J}}])^2 - 3\mathbb{E}[N_{\mathcal{J}}]^4 \\
&= \cancel{\alpha^4 T^4 \gamma^4} + \alpha^3 T^3 \left(-12\alpha\gamma^2\theta - 4\alpha\gamma^3\delta + 6\gamma^3 \right) \\
&\quad - 4\alpha^4 T^4 \gamma^4 + \alpha^3 T^3 (4\alpha\gamma^3\delta + 24\alpha\gamma^2\theta + 12\alpha\gamma^3\delta - 12\gamma^3) \\
&\quad + 6\alpha^4 T^4 \gamma^4 + \alpha^3 T^3 \left(-12\alpha\gamma^3\delta - 12\alpha\gamma^2\theta - 12\alpha\gamma^3\delta + 6\gamma^3 \right) \\
&\quad - 3\alpha^4 T^3 \gamma^4 + \alpha^3 T^3 (12\alpha\gamma^3\delta) + \text{error} \\
&= \text{error},
\end{aligned} \tag{160}$$

where $|\text{error}| \leq CT^2$ for some constant $C > 0$. □

Lemma 6 (Triangular array version of Anscombe's theorem). *Let $X_1(\zeta), X_2(\zeta), \dots$ be a sequence of i.i.d. function of ζ . Let $\mu(\zeta) = \mathbb{E}[X_1(\zeta)]$, $\sigma^2(\zeta) = \text{Var}[X_1(\zeta)]$, and $m(\zeta) = \mathbb{E}[(X_1(\zeta) - \mu(\zeta))^4]$. Assume that μ , σ^2 and m are continuous functions of ζ and that $m(\zeta) \leq C^2$ uniformly over ζ for some constant $C > 0$. Let N_n be a sequence of random variables such that $N_n/n \xrightarrow{p} 1$. Let ζ_n be a sequence of numbers such that $\zeta_n \rightarrow 0$. Let*

$$S_n(\zeta) = X_1(\zeta) + X_2(\zeta) + \dots + X_n(\zeta). \quad (161)$$

Then as $n \rightarrow \infty$,

$$\sqrt{N_n} \left(\frac{S_{N_n}(\zeta_n)}{N_n} - \mu(\zeta) \right) \Rightarrow \mathcal{N}(0, \sigma^2(0)). \quad (162)$$

Proof. For notation simplicity, let $Y_i(\zeta) = X_i(\zeta) - \mu(\zeta)$ and $\tilde{S}_n(\zeta) = Y_1(\zeta) + Y_2(\zeta) + \dots + Y_n(\zeta)$. We start with showing convergence of $S_n(\zeta_n)$. This can be shown easily with the Lindeberg-Feller theorem [Durrett, 2019]. In particular, we have that $\sum_{i=1}^n \mathbb{E}[Y_i(\zeta_n)^2] / n = \sigma^2(\zeta_n) \rightarrow \sigma^2(0)$, and that

$$\sum_{i=1}^n \mathbb{E} \left[\frac{Y_i(\zeta_n)^2}{n}; \frac{Y_i(\zeta_n)^2}{n} > \epsilon \right] \leq \sum_{i=1}^n \mathbb{E}[Y_i(\zeta_n)^4] / n^2 \rightarrow 0. \quad (163)$$

Therefore, the Linderberg conditions are satisfied and thus

$$\sqrt{n} \left(\frac{S_n(\zeta_n)}{n} - \mu(\zeta_n) \right) \Rightarrow \mathcal{N}(0, \sigma^2(0)). \quad (164)$$

We will then show that $S_n(\zeta_n) - n\mu(\zeta_n)$ is close to $S_{N_n}(\zeta_{N_n}) - N_n\mu(\zeta_n)$, i.e., $\tilde{S}_n(\zeta_n)$ is close to $\tilde{S}_{N_n}(\zeta_n)$. For any $\epsilon, \delta > 0$, by Kolmogorov's inequality [Durrett, 2019],

$$\begin{aligned} \mathbb{P} \left[\left| \tilde{S}_{N_n}(\zeta_n) - \tilde{S}_n(\zeta_n) \right| > \epsilon\sqrt{n} \right] &\leq \mathbb{P}[|N_n - n| > \delta n] + 2\mathbb{P} \left[\max_{1 \leq m \leq \lceil \delta n \rceil} \left| \tilde{S}_m(\zeta_n) \right| \geq \epsilon\sqrt{n} \right] \\ &\leq \mathbb{P}[|N_n - n| > \delta n] + 2 \text{Var} \left[\tilde{S}_{\lceil \delta n \rceil}(\zeta_n) \right] / (n\epsilon^2) \\ &\leq \mathbb{P}[|N_n - n| > \delta n] + 2C\lceil \delta n \rceil / (n\epsilon^2). \end{aligned} \quad (165)$$

Since $N_n/n \xrightarrow{p} 0$, we have that

$$\limsup_{n \rightarrow \infty} \mathbb{P} \left[\left| \tilde{S}_{N_n}(\zeta_n) - \tilde{S}_n(\zeta_n) \right| > \epsilon\sqrt{n} \right] \leq \limsup_{n \rightarrow \infty} \mathbb{P}[|N_n - n| > 2\delta n] + \frac{2C\delta}{\epsilon} = \frac{2C\delta}{\epsilon}. \quad (166)$$

Finally, since the choice of δ is arbitrary, we have that

$$\limsup_{n \rightarrow \infty} \mathbb{P} \left[\left| \tilde{S}_{N_n}(\zeta_n) - \tilde{S}_n(\zeta_n) \right| > \epsilon\sqrt{n} \right] = 0 \quad (167)$$

and thus $\tilde{S}_{N_n}(\zeta_n) = \tilde{S}_n(\zeta_n) + o_p(\sqrt{n})$. Therefore,

$$\sqrt{N_n} \left(\frac{S_{N_n}(\zeta_n)}{N_n} - \mu(\zeta) \right) \Rightarrow \mathcal{N}(0, \sigma^2(0)). \quad (168)$$

□

Lemma 7. *If a matrix A satisfies the following two conditions:*

1. $Q(p)A = I - \tilde{\Gamma}\tilde{\pi}(p)^\top$,
2. $\tilde{\pi}(p)^\top A = \tilde{0}^\top$,

then $A = Q^\#(p)$.

Proof. We will omit the dependence on p throughout the proof. Recall that in Section A.1, we define $\tilde{Q} = D_{\sqrt{\pi}}QD_{\sqrt{\pi}}^{-1}$, which is a symmetric matrix with eigen-decomposition $\tilde{Q} = \tilde{U}D\tilde{U}^\top$. Here \tilde{U} is an orthogonal matrix. Let $\tilde{A} = D_{\sqrt{\pi}}AD_{\sqrt{\pi}}^{-1}$. We have that

$$\tilde{Q}\tilde{A} = D_{\sqrt{\pi}}QD_{\sqrt{\pi}}^{-1}D_{\sqrt{\pi}}AD_{\sqrt{\pi}}^{-1} = D_{\sqrt{\pi}}QAD_{\sqrt{\pi}}^{-1} = D_{\sqrt{\pi}}(I - \tilde{\Gamma}\tilde{\pi}^\top)D_{\sqrt{\pi}}^{-1} = I - \tilde{u}_1\tilde{u}_1^\top, \quad (169)$$

where $\tilde{u}_1 = (\sqrt{p_0}, \dots, \sqrt{p_K})^\top$. We also note that \tilde{u}_1 corresponds to the first eigenvector of \tilde{Q} . Now we write $\tilde{U} = (\tilde{u}_1, \tilde{U}_2)$. Since $\tilde{Q} = \tilde{U}D\tilde{U}^\top$, we have that $\tilde{U}D\tilde{U}^\top\tilde{A} = I - \tilde{u}_1\tilde{u}_1^\top$, which then implies that

$$D\tilde{U}^\top\tilde{A} = \tilde{U}^\top - \tilde{U}^\top\tilde{u}_1\tilde{u}_1^\top = \tilde{U}^\top - (1, 0, \dots, 0)^\top\tilde{u}_1 = \begin{bmatrix} \tilde{u}_1^\top \\ \tilde{U}_2^\top \end{bmatrix} - \begin{bmatrix} \tilde{u}_1^\top \\ 0 \end{bmatrix} = \begin{bmatrix} 0 \\ \tilde{U}_2^\top \end{bmatrix}. \quad (170)$$

Then since $D_{0,0} = 0$, we further have that $\tilde{U}_2^\top\tilde{A} = D_2^{-1}\tilde{U}_2$, where $D_2 = D_{1:K,1:K}$.

Now, Condition 2 implies that $\tilde{u}_1^\top\tilde{A} = \tilde{\Gamma}^\top D_{\sqrt{\pi}}D_{\sqrt{\pi}}AD_{\sqrt{\pi}}^{-1} = \pi^\top AD_{\sqrt{\pi}}^{-1} = \tilde{0}^\top$. Thus,

$$\tilde{U}^\top\tilde{A} = \begin{bmatrix} \tilde{u}_1^\top \\ \tilde{U}_2^\top \end{bmatrix} A = \begin{bmatrix} \tilde{0}^\top \\ D_2^{-1}\tilde{U}_2^\top \end{bmatrix} = D^\#\tilde{U}^\top. \quad (171)$$

This further implies that

$$\tilde{A} = \tilde{U}D^\#\tilde{U}^\top, \quad (172)$$

and hence

$$A = D_{\sqrt{\pi}}^{-1}AD_{\sqrt{\pi}} = D_{\sqrt{\pi}}^{-1}\tilde{U}D^\#\tilde{U}^\top D_{\sqrt{\pi}} = UD^\#U^{-1} = Q^\#. \quad (173)$$

□

Lemma 8. *Consider the continuous-time Markov chain with transition rate matrix defined in (96). Let $N_k(t)$ be the number of jumps from state k to state $k+1$ in the time interval $[0, t]$. Let $T_k(t)$ be the amount of time in state k in the time interval $[0, t]$. Then,*

$$\sup_{t \in [0, T]} |N_k(t) - t\lambda_k\pi_k| = o_p(T). \quad (174)$$

$$\sup_{t \in [0, T]} |T_k(t) - t\pi_k| = o_p(T). \quad (175)$$

Proof. Let τ_i be the time of the i -th jump from state k to state $k+1$. We can then divide the time interval into subintervals of $[0, \tau_1]$, $[\tau_1, \tau_2]$, \dots . The Markov chain behaves independently within each subinterval. Therefore, we can apply Kolmogorov's inequality and get the desired result. □

Lemma 9. Consider the continuous-time Markov chain with transition rate matrix defined in (96). For two sets \mathcal{J}_1 and \mathcal{J}_2 , we have that

$$\mathbb{E} \left[\tilde{N}_{\mathcal{J}_1}(m) \right] = m\bar{\pi}^\top \tilde{P}_{\mathcal{J}_1} \bar{\mathbf{1}} + \mathcal{O}(1), \quad (176)$$

$$\mathbb{E} \left[\tilde{T}_{\mathcal{J}_1}(m) \right] = \mathbb{E} \left[\tilde{N}_{\mathcal{J}_1}(m) \right] / \alpha, \quad (177)$$

$$\begin{aligned} \text{Cov} \left[\tilde{N}_{\mathcal{J}_1}(m), \tilde{N}_{\mathcal{J}_2}(m) \right] &= m \left(\bar{\pi}^\top \tilde{P}_{\mathcal{J}_1 \cap \mathcal{J}_2} \bar{\mathbf{1}} - (\bar{\pi}^\top \tilde{P}_{\mathcal{J}_1} \bar{\mathbf{1}})(\bar{\pi}^\top \tilde{P}_{\mathcal{J}_2} \bar{\mathbf{1}}) \right. \\ &\quad \left. - \alpha \bar{\pi}^\top \tilde{P}_{\mathcal{J}_1} Q^\# \tilde{P}_{\mathcal{J}_2} \bar{\mathbf{1}} - \alpha \bar{\pi}^\top \tilde{P}_{\mathcal{J}_2} Q^\# \tilde{P}_{\mathcal{J}_1} \bar{\mathbf{1}} \right) + \mathcal{O}(1), \end{aligned} \quad (178)$$

$$\text{Cov} \left[\tilde{T}_{\mathcal{J}_1}(m), \tilde{T}_{\mathcal{J}_2}(m) \right] = \text{Cov} \left[\tilde{N}_{\mathcal{J}_1}(m), \tilde{N}_{\mathcal{J}_2}(m) \right] / \alpha^2 + \mathbb{E} \left[\tilde{N}_{\mathcal{J}_1 \cap \mathcal{J}_2}(m) \right] / \alpha^2, \quad (179)$$

$$\text{Cov} \left[\tilde{T}_{\mathcal{J}_1}(m), \tilde{N}_{\mathcal{J}_2}(m) \right] = \text{Cov} \left[\tilde{N}_{\mathcal{J}_1}(m), \tilde{N}_{\mathcal{J}_2}(m) \right] / \alpha. \quad (180)$$

Here, $\tilde{N}_{\mathcal{J}}(m)$, $\tilde{T}_{\mathcal{J}}(m)$, and $\tilde{P}_{\mathcal{J}}$ are defined in Definition 1.

Proof. We focus on $\tilde{N}_{\mathcal{J}}(m)$ first and will move on to study $\tilde{T}_{\mathcal{J}}(m)$ later. For simplicity, we drop the dependency “ (m) ”.

We write $\tilde{N}_{\mathcal{J}_1} = \sum_{i=1}^m X_i$, where $X_i = 1$ if the i -th jump in the discrete-time Markov chain is an eligible jump in \mathcal{J}_1 . Similarly, we write $\tilde{N}_{\mathcal{J}_2} = \sum_{i=1}^m Y_i$, where $Y_i = 1$ if the i -th jump in the discrete-time Markov chain is an eligible jump in \mathcal{J}_2 .

We are interested in the first and second moments of $\tilde{N}_{\mathcal{J}}$. Expanding the parentheses, we get that

$$\begin{aligned} \tilde{N}_{\mathcal{J}_1} &= \sum_{i=1}^m X_i, \\ \tilde{N}_{\mathcal{J}_1}^2 &= \sum_{i=1}^m X_i + 2 \sum_{1 \leq i < j \leq m} X_i X_j, \\ \tilde{N}_{\mathcal{J}_1} \tilde{N}_{\mathcal{J}_2} &= \sum_{i=1}^m X_i Y_i + \sum_{1 \leq i < j \leq m} X_i Y_j + \sum_{1 \leq i < j \leq m} Y_i X_j. \end{aligned} \quad (181)$$

This then implies that

$$\begin{aligned} \mathbb{E} \left[\tilde{N}_{\mathcal{J}_1} \right] &= A_1, \\ \mathbb{E} \left[\tilde{N}_{\mathcal{J}_1}^2 \right] &= A_1 + 2A_2, \\ \mathbb{E} \left[\tilde{N}_{\mathcal{J}_1} \tilde{N}_{\mathcal{J}_2} \right] &= B_1 + B_2 + B'_2, \end{aligned} \quad (182)$$

where

$$\begin{aligned} A_1 &= \sum_{i=1}^m \mathbb{E} [X_i], & A_2 &= \sum_{1 \leq i < j \leq m} \mathbb{E} [X_i X_j], \\ B_1 &= \sum_{i=1}^m \mathbb{E} [X_i Y_i], & B_2 &= \sum_{1 \leq i < j \leq m} \mathbb{E} [X_i Y_j], & B'_2 &= \sum_{1 \leq i < j \leq m} \mathbb{E} [Y_i X_j]. \end{aligned} \quad (183)$$

Furthermore, we have that

$$\text{Cov} \left[\tilde{N}_{\mathcal{J}_1}, \tilde{N}_{\mathcal{J}_2} \right] = B_1 + B_2 + B'_2 - A_1 A'_1, \quad (184)$$

where $A'_1 = \sum_{i=1}^m \mathbb{E} [Y_i]$.

We will then study A_1, A_2, B_1, B_2, B'_2 . The analysis of A'_1 is essentially the same as that of A_1 . We have showed in the proof of Lemma 3 that $A_1 = m\bar{\pi}^\top \tilde{P}\bar{\mathbf{1}} - \alpha\bar{\nu}^\top Q^\# \tilde{P}_{\mathcal{J}_1} \bar{\mathbf{1}} + \text{error}$, where $|\text{error}| \leq C_0 C^m$ for some constants $C_0 > 0$ and $C \in (0, 1)$. For A_2 , note that for $i < j$, $X_i X_j$ is the indicator that the i -th jump is eligible and the j -th jump is eligible. Therefore, $\mathbb{E} [X_i X_j] = \bar{\nu}^\top P^{i-1} \tilde{P}_{\mathcal{J}_1} P^{j-i-1} \tilde{P}_{\mathcal{J}_1} \bar{\mathbf{1}}$. Hence, we can write

$$A_2 = \sum_{1 \leq i < j \leq m} \bar{\nu}^\top P^{i-1} \tilde{P}_{\mathcal{J}_1} P^{j-i-1} \tilde{P}_{\mathcal{J}_1} \bar{\mathbf{1}} = \bar{\nu}^\top \sum_{i+j \leq m} P^{i-1} \tilde{P}_{\mathcal{J}_1} P^{j-1} \tilde{P}_{\mathcal{J}_1} \bar{\mathbf{1}}, \quad (185)$$

where the last equality follows from a change of variable. Similarly, we have that $B_1 = m\bar{\pi}^\top \tilde{P}\bar{\mathbf{1}} - \alpha\bar{\nu}^\top Q^\# \tilde{P}_{\mathcal{J}_1 \cap \mathcal{J}_2} \bar{\mathbf{1}} + \text{error}_1$, where $|\text{error}_1| \leq C_0 C^m$ for some constants $C_0 > 0$ and $C \in (0, 1)$. Furthermore,

$$\begin{aligned} B_2 &= \sum_{1 \leq i < j \leq m} \bar{\nu}^\top P^{i-1} \tilde{P}_{\mathcal{J}_1} P^{j-i-1} \tilde{P}_{\mathcal{J}_2} \bar{\mathbf{1}} = \bar{\nu}^\top \sum_{i+j \leq m} P^{i-1} \tilde{P}_{\mathcal{J}_1} P^{j-1} \tilde{P}_{\mathcal{J}_2} \bar{\mathbf{1}}, \\ B'_2 &= \sum_{1 \leq i < j \leq m} \bar{\nu}^\top P^{i-1} \tilde{P}_{\mathcal{J}_2} P^{j-i-1} \tilde{P}_{\mathcal{J}_1} \bar{\mathbf{1}} = \bar{\nu}^\top \sum_{i+j \leq m} P^{i-1} \tilde{P}_{\mathcal{J}_2} P^{j-1} \tilde{P}_{\mathcal{J}_1} \bar{\mathbf{1}}. \end{aligned} \quad (186)$$

Now we focus on B'_2 . The results for A_2 and B'_2 are very similar. The key term in A_2 is $\sum_{i+j \leq m} P^{i-1} \tilde{P}_{\mathcal{J}_1} P^{j-1} \tilde{P}_{\mathcal{J}_2}$, which is a sum of the product of terms like $P^{i-1} \tilde{P}_{\mathcal{J}}$. Let $R_i = P^i - \bar{\mathbf{1}}\bar{\pi}^\top$. Then we can decompose each P^{i-1} into two terms R_{i-1} and $\bar{\mathbf{1}}\bar{\pi}^\top$, and thus

$$\begin{aligned} &P^{i-1} \tilde{P}_{\mathcal{J}_1} P^{j-1} \tilde{P}_{\mathcal{J}_2} \\ &= \left(R_{i-1} + \bar{\mathbf{1}}\bar{\pi}^\top \right) \tilde{P}_{\mathcal{J}_1} \left(R_{j-1} + \bar{\mathbf{1}}\bar{\pi}^\top \right) \tilde{P}_{\mathcal{J}_2} \\ &= \left(\bar{\mathbf{1}}\bar{\pi}^\top \tilde{P}_{\mathcal{J}_1} \right) \left(\bar{\mathbf{1}}\bar{\pi}^\top \tilde{P}_{\mathcal{J}_2} \right) + R_{i-1} \tilde{P}_{\mathcal{J}_1} \left(\bar{\mathbf{1}}\bar{\pi}^\top \tilde{P}_{\mathcal{J}_2} \right) \\ &\quad + \left(\bar{\mathbf{1}}\bar{\pi}^\top \tilde{P}_{\mathcal{J}_1} \right) R_{j-1} \tilde{P}_{\mathcal{J}_2} + R_{i-1} \tilde{P}_{\mathcal{J}_1} R_{j-1} \tilde{P}_{\mathcal{J}_2}. \end{aligned} \quad (187)$$

By Lemma 1, we have that $\|R_{i-1}\|_{op} \leq C^{i-1}$ for some constant $C \in (0, 1)$. Therefore,

$$\begin{aligned} \left\| \sum_{i+j \leq m} R_{i-1} \tilde{P}_{\mathcal{J}_1} R_{j-1} \tilde{P}_{\mathcal{J}_2} \right\| &\leq \sum_{i+j \leq m} \|R_{i-1}\|_{op} \left\| \tilde{P}_{\mathcal{J}_1} \right\|_{op} \|R_{j-1}\|_{op} \left\| \tilde{P}_{\mathcal{J}_2} \right\|_{op} \\ &\leq \sum_{i+j \leq m} C^{i+j-2} \leq C_1, \end{aligned} \quad (188)$$

for some constant $C_1 > 0$.

Then, we look at terms that involve only one R_{i-1} . Note that

$$\sum_{i+j \leq m} R_{i-1} = \sum_{i=1}^{m-1} (m-i) R_{i-1} = m \sum_{i=1}^{m-1} R_{i-1} - \sum_{i=1}^{m-1} i R_{i-1}. \quad (189)$$

For the first term, by Lemma 2, we have that $\sum_{i=1}^{m-1} R_{i-1} = -\alpha Q^\# + E$, where $\|E\|_{op} \leq C_1 C^m$ for some constant $C_1 > 0$, $C \in (0, 1)$. For the second term, we note that by Lemma 1, $\|R_{i-1}\|_{op} \leq C^{i-1}$ for some constant $C \in (0, 1)$. Therefore,

$$\left\| \sum_{i=1}^{m-1} i R_{i-1} \right\|_{op} \leq \sum_{i=1}^{m-1} i C^{i-1} \leq C_1, \quad (190)$$

for some constant $C_1 > 0$. Combining the results and plugging back into (189), we have that

$$\sum_{i+j \leq m} R_{i-1} = -m\alpha Q^\# + E_1, \quad (191)$$

where $\|E_1\|_{op} \leq C_1$ for some constant $C_1 > 0$.

We have analyzed all terms in (187). Combining the results, we have

$$\begin{aligned} & \sum_{i+j \leq m} P^{i-1} \tilde{P} P^{j-1} \tilde{P} \\ &= \sum_{i+j \leq m} \left(\vec{1} \tilde{\pi}^\top \tilde{P}_{\mathcal{J}_1} \right) \left(\vec{1} \tilde{\pi}^\top \tilde{P}_{\mathcal{J}_2} \right) - m\alpha \left(Q^\# \tilde{P}_{\mathcal{J}_1} \vec{1} \tilde{\pi}^\top \tilde{P}_{\mathcal{J}_2} + \vec{1} \tilde{\pi}^\top \tilde{P}_{\mathcal{J}_1} Q^\# \tilde{P}_{\mathcal{J}_2} \right) + E_2 \quad (192) \\ &= \binom{m}{2} \left(\vec{1} \tilde{\pi}^\top \tilde{P}_{\mathcal{J}_1} \right) \left(\vec{1} \tilde{\pi}^\top \tilde{P}_{\mathcal{J}_2} \right) - m\alpha \left(Q^\# \tilde{P}_{\mathcal{J}_1} \vec{1} \tilde{\pi}^\top \tilde{P}_{\mathcal{J}_2} + \vec{1} \tilde{\pi}^\top \tilde{P}_{\mathcal{J}_1} Q^\# \tilde{P}_{\mathcal{J}_2} \right) + E_2 \end{aligned}$$

where $\|E_2\|_{op} \leq C_4$ for some constant $C_4 > 0$.

Therefore, by (185)-(186), we have the following formulae for A_1, A_2, B_1, B_2, B'_2 .

$$\begin{aligned} A_1 &= m \left(\vec{\pi}^\top \tilde{P}_{\mathcal{J}_1} \vec{1} \right) - \alpha \vec{v}^\top Q^\# \tilde{P}_{\mathcal{J}_1} \vec{1} + \text{error}_1, \\ A_2 &= \frac{m^2}{2} \left(\vec{\pi}^\top \tilde{P}_{\mathcal{J}_1} \vec{1} \right)^2 - m \left[\alpha \left(\vec{\pi}^\top \tilde{P}_{\mathcal{J}_1} Q^\# \tilde{P}_{\mathcal{J}_1} \vec{1} \right) \right. \\ &\quad \left. + \alpha \left(\vec{v}^\top Q^\# \tilde{P}_{\mathcal{J}_1} \vec{1} \right) \left(\vec{\pi}^\top \tilde{P}_{\mathcal{J}_1} \vec{1} \right) + \frac{1}{2} \left(\vec{\pi}^\top \tilde{P}_{\mathcal{J}_1} \right)^2 \right] + \text{error}_2, \\ B_1 &= m \left(\vec{\pi}^\top \tilde{P}_{\mathcal{J}_1 \cap \mathcal{J}_2} \vec{1} \right) - \alpha \vec{v}^\top Q^\# \tilde{P}_{\mathcal{J}_1 \cap \mathcal{J}_2} \vec{1} + \text{error}_3, \\ B_2 &= \frac{m^2}{2} \left(\vec{\pi}^\top \tilde{P}_{\mathcal{J}_1} \vec{1} \right) \left(\vec{\pi}^\top \tilde{P}_{\mathcal{J}_2} \vec{1} \right) - m \left[\alpha \left(\vec{\pi}^\top \tilde{P}_{\mathcal{J}_1} Q^\# \tilde{P}_{\mathcal{J}_2} \vec{1} \right) \right. \\ &\quad \left. + \alpha \left(\vec{v}^\top Q^\# \tilde{P}_{\mathcal{J}_1} \vec{1} \right) \left(\vec{\pi}^\top \tilde{P}_{\mathcal{J}_2} \vec{1} \right) + \frac{1}{2} \left(\vec{\pi}^\top \tilde{P}_{\mathcal{J}_1} \vec{1} \right) \left(\vec{\pi}^\top \tilde{P}_{\mathcal{J}_2} \vec{1} \right) \right] + \text{error}_4, \\ B'_2 &= \frac{m^2}{2} \left(\vec{\pi}^\top \tilde{P}_{\mathcal{J}_1} \vec{1} \right) \left(\vec{\pi}^\top \tilde{P}_{\mathcal{J}_2} \vec{1} \right) - m \left[\alpha \left(\vec{\pi}^\top \tilde{P}_{\mathcal{J}_1} Q^\# \tilde{P}_{\mathcal{J}_2} \vec{1} \right) \right. \\ &\quad \left. + \alpha \left(\vec{v}^\top Q^\# \tilde{P}_{\mathcal{J}_2} \vec{1} \right) \left(\vec{\pi}^\top \tilde{P}_{\mathcal{J}_1} \vec{1} \right) + \frac{1}{2} \left(\vec{\pi}^\top \tilde{P}_{\mathcal{J}_2} \vec{1} \right) \left(\vec{\pi}^\top \tilde{P}_{\mathcal{J}_1} \vec{1} \right) \right] + \text{error}_5. \end{aligned} \quad (193)$$

where $|\text{error}_1| \leq C_1 C^m$, $|\text{error}_2| \leq C_2$, $|\text{error}_3| \leq C_3 C^m$, $|\text{error}_4| \leq C_4$, and $|\text{error}_5| \leq C_5$, for some constants $C \in (0, 1)$, $C_1, C_2, C_3, C_4, C_5 > 0$.

Plugging things back into (182) and (184), we have that

$$\mathbb{E} \left[\tilde{N}_{\mathcal{J}_1} \right] = m \tilde{\pi}^\top \tilde{P}_{\mathcal{J}_1} \vec{1} + \mathcal{O}(1), \quad (194)$$

$$\begin{aligned} \text{Cov} \left[\tilde{N}_{\mathcal{J}_1}, \tilde{N}_{\mathcal{J}_2} \right] &= m \left(\tilde{\pi}^\top \tilde{P}_{\mathcal{J}_1 \cap \mathcal{J}_2} \vec{1} - (\tilde{\pi}^\top \tilde{P}_{\mathcal{J}_1} \vec{1})(\tilde{\pi}^\top \tilde{P}_{\mathcal{J}_2} \vec{1}) \right. \\ &\quad \left. - \alpha \tilde{\pi}^\top \tilde{P}_{\mathcal{J}_1} Q^\# \tilde{P}_{\mathcal{J}_2} \vec{1} - \alpha \tilde{\pi}^\top \tilde{P}_{\mathcal{J}_2} Q^\# \tilde{P}_{\mathcal{J}_1} \vec{1} \right) + \mathcal{O}(1). \end{aligned} \quad (195)$$

Finally, for $\tilde{T}_{\mathcal{J}}$, we note that we can write $\tilde{T}_{\mathcal{J}} = \sum_{i=1}^{\tilde{N}_{\mathcal{J}}} H_i$, where $H_i \sim \text{Exp}(\alpha)$ independently and H_i 's are independent of $\tilde{N}_{\mathcal{J}}$. Therefore,

$$\mathbb{E} \left[\tilde{T}_{\mathcal{J}} \right] = \mathbb{E} \left[\tilde{N}_{\mathcal{J}} \right] / \alpha, \quad (196)$$

$$\begin{aligned} \text{Cov} \left[\tilde{T}_{\mathcal{J}_1}, \tilde{T}_{\mathcal{J}_2} \right] &= \text{Cov} \left[\mathbb{E} \left[\tilde{T}_{\mathcal{J}_1} \mid \tilde{N}_{\mathcal{J}_1} \right], \mathbb{E} \left[\tilde{T}_{\mathcal{J}_2} \mid \tilde{N}_{\mathcal{J}_2} \right] \right] + \mathbb{E} \left[\text{Cov} \left[\tilde{T}_{\mathcal{J}_1}, \tilde{T}_{\mathcal{J}_2} \mid \tilde{N}_{\mathcal{J}_1}, \tilde{N}_{\mathcal{J}_2} \right] \right] \\ &= \text{Cov} \left[\tilde{N}_{\mathcal{J}_1}, \tilde{N}_{\mathcal{J}_2} \right] / \alpha^2 + \mathbb{E} \left[\tilde{N}_{\mathcal{J}_1 \cap \mathcal{J}_2} \right] / \alpha^2, \end{aligned} \quad (197)$$

and

$$\text{Cov} \left[\tilde{T}_{\mathcal{J}_1}, \tilde{N}_{\mathcal{J}_2} \right] = \text{Cov} \left[\tilde{N}_{\mathcal{J}_1}, \tilde{N}_{\mathcal{J}_2} \right] / \alpha. \quad (198)$$

□

Lemma 10 (Uniform Integrability Cont.). *Consider the continuous-time Markov chain with transition rate matrix Q defined in (96). There exists a constant C such that*

$$\mathbb{E} \left[\left(\tilde{N}_{\mathcal{J}}(m) - \tilde{\pi}^\top \tilde{P}_{\mathcal{J}} \vec{1} m \right)^4 \right] \leq C m^2, \quad (199)$$

$$\mathbb{E} \left[\left(\tilde{T}_{\mathcal{J}}(m) - \tilde{\pi}^\top \tilde{P}_{\mathcal{J}} \vec{1} m / \alpha \right)^4 \right] \leq C m^2, \quad (200)$$

where $\tilde{N}_{\mathcal{J}}(m)$, $\tilde{T}_{\mathcal{J}}(m)$ and $\tilde{P}_{\mathcal{J}}$ are defined in Definition 1.

Proof. The results for $\tilde{N}_{\mathcal{J}}(m)$ are included in the proof of Lemma 5. For $\tilde{T}_{\mathcal{J}}(m)$, we note that we can write

$$\tilde{T}_{\mathcal{J}}(m) = \sum_{i=1}^{\tilde{N}_{\mathcal{J}}(m)} H_i \quad (201)$$

where $H_i \sim \text{Exp}(\alpha)$ independently and H_i 's are independent of $\tilde{N}_{\mathcal{J}}(m)$. Therefore,

$$\begin{aligned} \mathbb{E} \left[\left(\tilde{T}_{\mathcal{J}}(m) - \tilde{\pi}^\top \tilde{P}_{\mathcal{J}} \vec{1} m / \alpha \right)^4 \right] &= \mathbb{E} \left[\mathbb{E} \left[\left(\tilde{T}_{\mathcal{J}}(m) - \tilde{\pi}^\top \tilde{P}_{\mathcal{J}} \vec{1} m / \alpha \right)^4 \mid \tilde{N}_{\mathcal{J}}(m) \right] \right] \\ &= \mathbb{E} \left[\left(\tilde{N}_{\mathcal{J}}(m) - \tilde{\pi}^\top \tilde{P}_{\mathcal{J}} \vec{1} m \right)^4 \right] / \alpha^4. \end{aligned} \quad (202)$$

□

Lemma 11. Let $X_n \sim \text{Binom}(n, p_n)$ be a sequence of Binomial random variables. Assume that $p_n \rightarrow c$ for some constant $c \in (0, 1)$. Then

$$\frac{\sqrt{n}}{\sqrt{p_n(1-p_n)}} \left(\frac{X_n}{n} - p_n \right) \Rightarrow \mathcal{N}(0, 1). \quad (203)$$

Proof. We prove the lemma using the Lindeberg-Feller theorem [Durrett, 2019]. We start by rewriting $X_n = Y_{n,1} + Y_{n,2} + \dots + Y_{n,n}$, where $Y_{n,i}$'s are i.i.d. Bern(p_n) random variables. Let $Z_{n,i} = (Y_{n,i} - p_n)/\sqrt{np_n(1-p_n)}$. Then, $\mathbb{E}[Z_{n,i}] = 0$ and $\text{Var}[Z_{n,i}] = 1/n$. For any $\epsilon > 0$,

$$\mathbb{E} \left[|Z_{n,i}|^2 ; |Z_{n,i}| > \epsilon \right] \leq \mathbb{P} [|Z_{n,i}| > \epsilon] \leq \frac{\mathbb{E} [|Z_{n,i}|^4]}{\epsilon^4} \leq \frac{1}{n^2 p_n^2 (1-p_n)^2 \epsilon^4}. \quad (204)$$

Thus,

$$\sum_{i=1}^n \mathbb{E} \left[|X_{n,i}|^2 ; |X_{n,i}| > \epsilon \right] \leq \frac{n}{n^2 p_n^2 (1-p_n)^2 \epsilon^4}, \quad (205)$$

which goes to 0 as $n \rightarrow \infty$. By Lindeberg-Feller theorem,

$$\frac{\sqrt{n}}{\sqrt{p_n(1-p_n)}} \left(\frac{X_n}{n} - p_n \right) = \sum_{i=1}^n Z_{n,i} \Rightarrow \mathcal{N}(0, 1). \quad (206)$$

□

Lemma 12. Under the conditions of Theorem 7, if we define $N_{\text{UR},k}(T, \zeta_T) = N_{\text{UR},k,+}(T, \zeta_T) + N_{\text{UR},k,-}(T, \zeta_T)$, then

$$N_{\text{UR},k}(T, \zeta_T)/T \xrightarrow{p} \pi_k(p) \lambda_k(p). \quad (207)$$

Proof. We start with noting that the arrival rate when the length of the queue is k is $\tilde{\lambda}_k(\zeta) = (\lambda_k(p + \zeta) + \lambda_k(p - \zeta))/2$. In other words, the arrival rate can be written as a function of ζ . If we treat ζ as the new price and $\tilde{\lambda}$ as the new λ function, we can still apply results in Section A.1 and Lemma 3. By Lemma 3, if we define the eligible jumps to be jumps from state k to state $k + 1$, then we have that

$$N_{\text{UR},k}(T, \zeta_T)/T = \tilde{\pi}_k(\zeta_T) \tilde{\lambda}_k(\zeta_T) + o_p(1), \quad (208)$$

where $\tilde{\pi}$ is the steady-state probabilities corresponding to the arrival rate $\tilde{\lambda}$. Since $\tilde{\pi}_k(\zeta_T) \rightarrow \tilde{\pi}_k(0) = \pi_k(p)$ and $\tilde{\lambda}_k(\zeta_T) \rightarrow \tilde{\lambda}_k(0) = \lambda_k(p)$, we have that

$$N_{\text{UR},k}(T, \zeta_T)/T = \pi_k(p) \lambda_k(p) + o_p(1). \quad (209)$$

□

Lemma 13. Under the conditions of Theorem 7, if we define $\pi_i(p, \zeta_T)$ to be the steady-state probability of state i when the state dependent arrival rate is set to be $\tilde{\lambda}(p, \zeta_T) = (\lambda_i(p - \zeta_T) + \lambda_i(p + \zeta_T))/2$, then for any k ,

$$|\pi_k(p, \zeta_T) - \pi_k(p, 0)| \leq C \zeta_T^2 \quad (210)$$

for some constant C depending on K, B_0, B_1, B_2 . Note that $\pi_k(p, 0)$ corresponds to our previous notation of $\pi_k(p)$.

Proof. We start with noting that

$$\pi_0(p, \zeta) = \frac{1}{1 + \sum_{k=1}^K \prod_{i=1}^k \tilde{\lambda}_{i-1}(p, \zeta)/\mu}. \quad (211)$$

Therefore, it is straightforward to see that

$$\left| \frac{d}{d\zeta} \pi_0(p, \zeta) \right| \leq C \max_k \left| \frac{d}{d\zeta} \tilde{\lambda}_k(p, \zeta) \right|, \quad (212)$$

for some constant C depending on K, B_0, B_1, B_2 . We also note that

$$\pi_k(p, \zeta) = \pi_0(p, \zeta) \prod_{i=1}^k \frac{\tilde{\lambda}_{i-1}(p, \zeta)}{\mu}. \quad (213)$$

Therefore, for any $k \geq 0$,

$$\left| \frac{d}{d\zeta} \pi_k(p, \zeta) \right| \leq C \max_k \left| \frac{d}{d\zeta} \tilde{\lambda}_k(p, \zeta) \right|, \quad (214)$$

for some constant C depending on K, B_0, B_1, B_2 . Then we will turn our attention to $\frac{d}{d\zeta} \tilde{\lambda}_k(p, \zeta)$. Note that since $|\lambda'_k(p)| \leq B_2$,

$$\left| \frac{d}{d\zeta} \tilde{\lambda}_k(p, \zeta) \right| = \frac{1}{2} |\lambda'_k(p + \zeta) - \lambda'_k(p - \zeta)| \leq \zeta B_2. \quad (215)$$

This then implies that

$$\left| \frac{d}{d\zeta} \pi_k(p, \zeta) \right| \leq C \max_k \left| \frac{d}{d\zeta} \tilde{\lambda}_k(p, \zeta) \right| \leq C_1 \zeta \quad (216)$$

for some constant C_1 . Finally, note that the above result holds for any ζ , and thus

$$|\pi_k(p, \zeta_T) - \pi_k(p, 0)| \leq (C_1 \zeta_T) \zeta_T \leq C_1 \zeta_T^2. \quad (217)$$

□

A.3 Proofs of propositions

A.3.1 Proof of Proposition 1

Regenerative switchback experiment We start with analyzing the regenerative switchback experiment. Let $M(T, \zeta_T)$ be the number of times the queue hits the state k_r . Let $W_i(\zeta_T) = 1$ if the price changes to $p + \zeta_T$ at the i -th time of hitting k_r and let $W_i(\zeta_T) = 0$ otherwise. Let $A_{i,+}(\zeta_T)$ ($A_{i,-}(\zeta_T)$) be the number of arrivals between the i -th and the $(i + 1)$ -th time of hitting k_r if the price is $p + \zeta_T$ ($p - \zeta_T$). In reality, we can only observe one of them; and thus, without loss of generality, we assume $A_{i,+}(\zeta_T) \perp\!\!\!\perp A_{i,-}(\zeta_T)$. Let $B_{i,+}(\zeta_T)$ ($B_{i,-}(\zeta_T)$) be the amount of time between the i -th and the $(i + 1)$ -th hitting of k_r if the price is $p + \zeta_T$ ($p - \zeta_T$). Again, without loss of generality, we assume $B_{i,+}(\zeta_T) \perp\!\!\!\perp B_{i,-}(\zeta_T)$.³ Let $A_i(\zeta_T) = W_i(\zeta_T)A_{i,+}(\zeta_T) + (1 - W_i(\zeta_T))A_{i,-}(\zeta_T)$ and $B_i(\zeta_T) = W_i(\zeta_T)B_{i,+}(\zeta_T) + (1 - W_i(\zeta_T))B_{i,-}(\zeta_T)$ be the realized number of arrivals and hitting time.

³For notation simplicity, here we set 0 to be the 0-th time of hitting k_r , even if we do not start from k_r .

Note that $A_{1,+}(\zeta_T), A_{2,+}(\zeta_T), \dots$ are i.i.d. random variables with bounded third moment (uniformly across ζ_T). The same hold for $A_{i,-}(\zeta_T), B_{i,+}(\zeta_T)$ and $B_{i,-}(\zeta_T)$. By definition,

$$\sum_{i=0}^{M(T,\zeta_T)-1} B_i(\zeta_T) \leq T \leq \sum_{i=0}^{M(T,\zeta_T)} B_i(\zeta_T). \quad (218)$$

Thus by law of large numbers, $M(T, \zeta_T)/T \xrightarrow{P} 1/\mathbb{E}[B_i(0)]$.

We can write similar inequalities for $N_+(T, \zeta_T), T_+(T, \zeta_T), N_-(T, \zeta_T)$ and $T_-(T, \zeta_T)$:

$$\begin{aligned} \sum_{i=0}^{M(T,\zeta_T)-1} A_{i,+}(\zeta_T)W_i(\zeta_T) &\leq N_+(T, \zeta_T) \leq \sum_{i=0}^{M(T,\zeta_T)} A_{i,+}(\zeta_T)W_i(\zeta_T), \\ \sum_{i=0}^{M(T,\zeta_T)-1} B_{i,+}(\zeta_T)W_i(\zeta_T) &\leq T_+(T, \zeta_T) \leq \sum_{i=0}^{M(T,\zeta_T)} B_{i,+}(\zeta_T)W_i(\zeta_T), \\ \sum_{i=0}^{M(T,\zeta_T)-1} A_{i,-}(\zeta_T)(1 - W_i(\zeta_T)) &\leq N_-(T, \zeta_T) \leq \sum_{i=0}^{M(T,\zeta_T)} A_{i,-}(\zeta_T)(1 - W_i(\zeta_T)), \\ \sum_{i=0}^{M(T,\zeta_T)-1} B_{i,-}(\zeta_T)(1 - W_i(\zeta_T)) &\leq T_-(T, \zeta_T) \leq \sum_{i=0}^{M(T,\zeta_T)} B_{i,-}(\zeta_T)(1 - W_i(\zeta_T)). \end{aligned} \quad (219)$$

By Lemma 6, we can show that

$$\sqrt{M(T, \zeta_T)} \begin{pmatrix} \frac{N_+(T, \zeta_T)}{M(T, \zeta_T)} - \mathbb{E}[A_{1,+}(\zeta_T)/2] \\ \frac{T_+(T, \zeta_T)}{M(T, \zeta_T)} - \mathbb{E}[B_{1,+}(\zeta_T)/2] \\ \frac{N_-(T, \zeta_T)}{M(T, \zeta_T)} - \mathbb{E}[A_{1,-}(\zeta_T)/2] \\ \frac{T_-(T, \zeta_T)}{M(T, \zeta_T)} - \mathbb{E}[B_{1,-}(\zeta_T)/2] \end{pmatrix} \Rightarrow \mathcal{N}(\vec{0}, \Sigma), \quad (220)$$

as $T \rightarrow \infty$, where $\Sigma = \begin{pmatrix} \Sigma_0 & 0 \\ 0 & \Sigma_0 \end{pmatrix}$, and

$$\Sigma_0 = \frac{1}{2} \begin{pmatrix} \text{Var}[A_1(0)] + \frac{1}{2}\mathbb{E}[A_1(0)]^2 & \text{Cov}[A_1(0), B_1(0)] + \frac{1}{2}\mathbb{E}[A_1(0)]\mathbb{E}[B_1(0)] \\ \text{Cov}[A_1(0), B_1(0)] + \frac{1}{2}\mathbb{E}[A_1(0)]\mathbb{E}[B_1(0)] & \text{Var}[B_1(0)] + \frac{1}{2}\mathbb{E}[B_1(0)]^2 \end{pmatrix}. \quad (221)$$

Then by delta method [Lehmann and Casella, 2006], the above suggests that

$$\sqrt{M(T, \zeta_T)} \begin{pmatrix} \frac{N_+(T, \zeta_T)}{T_+(T, \zeta_T)} - \frac{\mathbb{E}[A_{1,+}(\zeta_T)]}{\mathbb{E}[B_{1,+}(\zeta_T)]} \\ \frac{N_-(T, \zeta_T)}{T_-(T, \zeta_T)} - \frac{\mathbb{E}[A_{1,-}(\zeta_T)]}{\mathbb{E}[B_{1,-}(\zeta_T)]} \end{pmatrix} \Rightarrow \mathcal{N}(\vec{0}, \Sigma_1), \quad (222)$$

as $T \rightarrow \infty$, where $\Sigma_1 = \begin{pmatrix} \sigma_1^2 & 0 \\ 0 & \sigma_1^2 \end{pmatrix}$ and

$$\sigma_1^2 = 2 \frac{\mathbb{E}[A_1(0)]^2}{\mathbb{E}[B_1(0)]^2} \left(\frac{\text{Var}[A_1(0)]}{\mathbb{E}[A_1(0)]^2} - \frac{2 \text{Cov}[A_1(0), B_1(0)]}{\mathbb{E}[A_1(0)]\mathbb{E}[B_1(0)]} + \frac{\text{Var}[B_1(0)]}{\mathbb{E}[B_1(0)]^2} \right). \quad (223)$$

This further implies that

$$\sqrt{T} \begin{pmatrix} \frac{N_+(T, \zeta_T)}{T_+(T, \zeta_T)} - \frac{\mathbb{E}[A_{1,+}(\zeta_T)]}{\mathbb{E}[B_{1,+}(\zeta_T)]} \\ \frac{N_-(T, \zeta_T)}{T_-(T, \zeta_T)} - \frac{\mathbb{E}[A_{1,-}(\zeta_T)]}{\mathbb{E}[B_{1,-}(\zeta_T)]} \end{pmatrix} \Rightarrow \mathcal{N}(\vec{0}, \mathbb{E}[B_1(0)]^2 \Sigma_1), \quad (224)$$

as $T \rightarrow \infty$.

Interval switchback experiment For the interval switchback experiment, the analysis is very similar.

Let $\tau_1, \tau_2, \dots, \tau_{n_t}$ represent the times at which the queue hits state k_r . Let $I_1 = [\tau_1, \tau_2)$, $I_2 = [\tau_2, \tau_3)$, \dots , $I_{n_t-1} = [\tau_{n_t-1}, \tau_{n_t})$ be the time intervals between the hitting times. We call an interval a positive interval if the price stays at $p + \zeta_T$ throughout the time interval, a negative interval if the price stays at $p - \zeta_T$ throughout the time interval, and a mixed interval if the price changes during the interval. Let $M_+(T, \zeta_T)$ be the total number of positive intervals. Let $A_{i,+}(\zeta_T)$ be the number of arrivals in the i -th positive interval. Let $B_{i,+}(\zeta_T)$ be the amount of time in the i -th positive interval. We define $M_-(T, \zeta_T)$, $A_{i,-}(\zeta_T)$ and $B_{i,-}(\zeta_T)$ similarly for the negative intervals.

By Assumption 4, the total number of switches is upper bounded by $T/l_T = o(\sqrt{T})$, and thus the total number of mixed intervals is $o_p(\sqrt{T})$. Let T_+ be the amount of time the price is at $p + \zeta$. Therefore, we have that

$$\sum_{i=1}^{M_+(T, \zeta_T)} B_{i,+}(\zeta_T) = T_+ + o_p(\sqrt{T}). \quad (225)$$

Furthermore, because $T_+ = T + o_p(\sqrt{T})$, we have that

$$\sum_{i=1}^{M_+(T, \zeta_T)} B_{i,+}(\zeta_T) = T/2 + o_p(\sqrt{T}). \quad (226)$$

Note that $B_{1,+}(\zeta_T), B_{2,+}(\zeta_T), \dots$ are i.i.d. random variables with bounded third moment (uniformly across ζ_T), and thus by law of large numbers, $M_+(T, \zeta_T)/T \xrightarrow{P} 1/(2\mathbb{E}[B_i(0)])$.

Similarly, we have that

$$\begin{aligned} \sum_{i=1}^{M_+(T, \zeta_T)} A_{i,+}(\zeta_T) &= N_+(T, \zeta_T) + o_p(\sqrt{T}), \\ \sum_{i=1}^{M_-(T, \zeta_T)} B_{i,-}(\zeta_T) &= T/2 + o_p(\sqrt{T}), \\ \sum_{i=1}^{M_-(T, \zeta_T)} A_{i,-}(\zeta_T) &= N_-(T, \zeta_T) + o_p(\sqrt{T}). \end{aligned} \quad (227)$$

By Lemma 6, we can show that

$$\sqrt{M_+(T, \zeta_T)} \begin{pmatrix} \frac{N_+(T, \zeta_T)}{M_+(T, \zeta_T)} - \mathbb{E}[A_{1,+}(\zeta_T)/2] \\ \frac{T/2}{M_+(T, \zeta_T)} - \mathbb{E}[B_{1,+}(\zeta_T)/2] \end{pmatrix} \Rightarrow \mathcal{N}(\vec{0}, \Sigma_0/2), \quad (228)$$

as $T \rightarrow \infty$, where Σ_0 is defined in (221). Then by delta method [Lehmann and Casella, 2006], the above suggests that

$$\sqrt{M_+(T, \zeta_T)} \left(\frac{N_+(T, \zeta_T)}{T/2} - \frac{\mathbb{E}[A_{1,+}(\zeta_T)]}{\mathbb{E}[B_{1,+}(\zeta_T)]} \right) \Rightarrow \mathcal{N}(0, \sigma_1^2/2), \quad (229)$$

as $T \rightarrow \infty$, where σ_1^2 is defined in (223). This further implies that

$$\sqrt{T} \left(\frac{N_+(T, \zeta_T)}{T/2} - \frac{\mathbb{E}[A_{1,+}(\zeta_T)]}{\mathbb{E}[B_{1,+}(\zeta_T)]} \right) \Rightarrow \mathcal{N}(0, \mathbb{E}[B_1(0)]^2 \sigma_1^2). \quad (230)$$

Note that we can conduct the exact same analysis for the price $p - \zeta_T$, and get

$$\sqrt{T} \left(\frac{N_-(T, \zeta_T)}{T/2} - \frac{\mathbb{E}[A_{1,-}(\zeta_T)]}{\mathbb{E}[B_{1,-}(\zeta_T)]} \right) \Rightarrow \mathcal{N}(0, \mathbb{E}[B_1(0)]^2 \sigma_1^2). \quad (231)$$

Finally, note that in the proof, we indeed have $A_{i,+}(\zeta_T)$ and $B_{i,+}(\zeta_T)$ independent of $A_{i,-}(\zeta_T)$ and $B_{i,-}(\zeta_T)$, and thus a joint analysis of them gives

$$\sqrt{T} \begin{pmatrix} \frac{N_+(T, \zeta_T)}{T/2} - \frac{\mathbb{E}[A_{1,+}(\zeta_T)]}{\mathbb{E}[B_{1,+}(\zeta_T)]} \\ \frac{N_-(T, \zeta_T)}{T/2} - \frac{\mathbb{E}[A_{1,-}(\zeta_T)]}{\mathbb{E}[B_{1,-}(\zeta_T)]} \end{pmatrix} \Rightarrow \mathcal{N}(\vec{0}, \mathbb{E}[B_1(0)]^2 \Sigma_1), \quad (232)$$

as $T \rightarrow \infty$, where $\Sigma_1 = \begin{pmatrix} \sigma_1^2 & 0 \\ 0 & \sigma_1^2 \end{pmatrix}$, and σ_1 is defined in (223).

Notation To make the notation consistent with the one in the statement of the proposition, we take $\tilde{\mu}(p + \zeta_T) = \frac{\mathbb{E}[A_{1,+}(\zeta_T)]}{\mathbb{E}[B_{1,+}(\zeta_T)]}$, $\tilde{\mu}(p - \zeta_T) = \frac{\mathbb{E}[A_{1,-}(\zeta_T)]}{\mathbb{E}[B_{1,-}(\zeta_T)]}$, and $\tilde{\sigma}^2 = \mathbb{E}[B_1(0)]^2 \sigma_1^2$. Here, σ_1 is defined in (223).

A.3.2 Proof of Proposition 2

Let $N_{\text{arr}}(T)$ be the number of arrivals to the system, and let $M_{k_r}(T)$ be the number of times the queue hits the state k_r . Let A_i be the number of arrivals between the i -th and the $(i + 1)$ -th time of hitting k_r . Let B_i be the amount of time between the i -th and the $(i + 1)$ -th hitting of k_r .

Note that A_1, A_2, \dots are i.i.d. random variables with bounded third moment. The same hold for B_i . By definition,

$$\sum_{i=0}^{M_{k_r}(T)-1} B_i \leq T \leq \sum_{i=0}^{M_{k_r}(T)} B_i. \quad (233)$$

Thus by law of large numbers, $M_{k_r}(T)/T \xrightarrow{P} 1/\mathbb{E}[B_1]$.

We can write similar inequalities for $N_{\text{arr}}(T)$:

$$\sum_{i=0}^{M_{k_r}(T)-1} A_i \leq N_{\text{arr}}(T) \leq \sum_{i=0}^{M_{k_r}(T)} A_i, \quad (234)$$

By Anscombe's theorem [Anscombe, 1952], we can show that, we can show that

$$\sqrt{M_{k_r}(T)} \left(\frac{N_{\text{arr}}(T)}{M_{k_r}(T)} - \mathbb{E}[A_i] \right) \Rightarrow \mathcal{N}(\vec{0}, \Sigma_2), \quad (235)$$

where

$$\Sigma_2 = \begin{pmatrix} \text{Var}[A_1] & \text{Cov}[A_1, B_1] \\ \text{Cov}[A_1, B_1] & \text{Var}[B_1] \end{pmatrix}. \quad (236)$$

Then by delta method [Lehmann and Casella, 2006], the above suggests that

$$\sqrt{M_{k_r}(T)} \left(\frac{N_{\text{arr}}(T)}{T} - \frac{\mathbb{E}[A_1]}{\mathbb{E}[B_1]} \right) \Rightarrow \mathcal{N}(0, \sigma_2^2/2), \quad (237)$$

as $T \rightarrow \infty$, where

$$\sigma_2^2 = 2 \frac{\mathbb{E}[A_1]^2}{\mathbb{E}[B_1]^2} \left(\frac{\text{Var}[A_1]}{\mathbb{E}[A_1]^2} - \frac{2 \text{Cov}[A_1, B_1]}{\mathbb{E}[A_1] \mathbb{E}[B_1]} + \frac{\text{Var}[B_1]}{\mathbb{E}[B_1]^2} \right). \quad (238)$$

Furthermore, since $N_{\text{arr}}(T)/T \xrightarrow{P} 1/\mathbb{E}[B_1]$,

$$\sqrt{T} \left(\frac{N_{\text{arr}}(T)}{T} - \frac{\mathbb{E}[A_1]}{\mathbb{E}[B_1]} \right) \Rightarrow \mathcal{N}(0, \mathbb{E}[B_1]^2 \sigma_2^2/2), \quad (239)$$

as $T \rightarrow \infty$.

Note that A_1 has the same distribution as $A_{1,+}(0)$ and $A_{1,-}(0)$ defined in proof of Proposition 1 (Section A.3.1). The same holds for B_1 , $B_{1,+}(0)$ and $B_{1,-}(0)$. Therefore, $\sigma_2^2 = \sigma_1^2$, where σ_1 is defined in (223). Therefore, as $T \rightarrow \infty$,

$$\sqrt{T} \left(\frac{N_{\text{arr}}(T, p)}{T} - \tilde{\mu}(p) \right) \Rightarrow \mathcal{N}(0, \tilde{\sigma}^2(p)/2). \quad (240)$$

A.3.3 Proof of Proposition 3

Note that the queue length is bounded above by K and thus the difference between the number of arrivals and the number of departures is always bounded above by K . It then follows directly from Lemma 4 and Proposition 6 that

$$\begin{aligned} \sigma_{\text{arr}}^2(p) &= (1 - \pi_0(p))\mu + 2\mu^2 \sum_{i=0}^{K-1} \frac{\pi_{i+1}(p)\pi_0(p)}{\mu} \left(\sum_{j=1}^i \frac{S_j(p)}{\pi_j(p)} - \sum_{j=1}^K \frac{S_j^2(p)}{\pi_j(p)} \right) \\ &= (1 - \pi_0(p))\mu + 2\mu\pi_0(p) \left(\sum_{i=0}^{K-1} \pi_{i+1}(p) \sum_{j=1}^i \frac{S_j(p)}{\pi_j(p)} - \sum_{i=0}^{K-1} \pi_{i+1}(p) \sum_{j=1}^K \frac{S_j^2(p)}{\pi_j(p)} \right) \\ &= (1 - \pi_0(p))\mu + 2\mu\pi_0(p) \left(\sum_{j=1}^{K-1} \frac{S_j(p)}{\pi_j(p)} \sum_{i=j}^{K-1} \pi_{i+1}(p) - (1 - \pi_0(p)) \sum_{j=1}^K \frac{S_j^2(p)}{\pi_j(p)} \right) \\ &= (1 - \pi_0(p))\mu + 2\mu\pi_0(p) \left(\sum_{j=1}^{K-1} \frac{S_j(p)S_{j+1}(p)}{\pi_j(p)} - (1 - \pi_0(p)) \sum_{j=1}^K \frac{S_j^2(p)}{\pi_j(p)} \right). \end{aligned} \quad (241)$$

A.3.4 Proof of Proposition 4

The proof is very similar to that of Proposition 1. We only need to change the definition of $A_{i,+}$ and $A_{i,-}$. Here, we define $A_{i,+}(\zeta_T)$ ($A_{i,-}(\zeta_T)$) to be the amount of time in state 0 between the i -th and the $(i+1)$ -th time of hitting k_r if the price is $p + \zeta_T$ ($p - \zeta_T$). For simplicity's sake, we omit the details.

A.3.5 Proof of Proposition 5

The proof is very similar to that of Proposition 2. We only need to change the definition of A_i . Here, we define A_i be the amount of time in state 0 between the i -th and the $(i+1)$ -th time of hitting k_r .

A.3.6 Proof of Proposition 6

We will omit the dependence on p in this proof. We will make use of Lemma 7. Let A be a matrix with entries

$$A_{k,i} = \frac{\pi_i}{\mu} \left(- \sum_{j=1}^{\min(i,k)} \frac{1}{\pi_j} + \sum_{j=1}^k \frac{S_j}{\pi_j} + \sum_{j=1}^i \frac{S_j}{\pi_j} - \sum_{j=1}^K \frac{S_j^2}{\pi_j} \right). \quad (242)$$

Write $A = (a_0, \dots, a_K)$. We will then show that $QA = I - \vec{1}\vec{\pi}^\top$ and $\vec{\pi}^\top A = \vec{0}$. We start with the second condition. For any $i \in \{0, \dots, K\}$, note that since $\sum_{k=0}^K \pi_k = 1$,

$$\begin{aligned} \vec{\pi}^\top a_i &= \frac{\pi_i}{\mu} \left(- \sum_{k=1}^K \sum_{j=1}^{\min(i,k)} \frac{\pi_k}{\pi_j} + \sum_{k=1}^K \sum_{j=1}^k \frac{\pi_k S_j}{\pi_j} + \sum_{j=1}^i \frac{S_j}{\pi_j} - \sum_{j=1}^K \frac{S_j^2}{\pi_j} \right) \\ &= \frac{\pi_i}{\mu} \left(- \sum_{j=1}^i \sum_{k=j}^K \frac{\pi_k}{\pi_j} + \sum_{j=1}^K \sum_{k=j}^K \frac{\pi_k S_j}{\pi_j} + \sum_{j=1}^i \frac{S_j}{\pi_j} - \sum_{j=1}^K \frac{S_j^2}{\pi_j} \right) \\ &= \frac{\pi_i}{\mu} \left(- \sum_{j=1}^i \frac{S_j}{\pi_j} + \sum_{j=1}^K \frac{S_j^2}{\pi_j} + \sum_{j=1}^i \frac{S_j}{\pi_j} - \sum_{j=1}^K \frac{S_j^2}{\pi_j} \right) = 0. \end{aligned} \quad (243)$$

Therefore, $\vec{\pi}^\top A = \vec{0}$.

For the first condition, we need to verify that $QA = I - \vec{1}\vec{\pi}^\top$. Write $Q = (q_0, q_1, \dots, q_K)^\top$. In particular, we will show that $q_k^\top a_i = -\pi_i$ if $k > i$ or if $k < i$, and that $q_k^\top a_i = 1 - \pi_i$ if $k = i$. Note that q_k has a very special structure: it has at most three entries non-zero and $q_k^\top \vec{1} = 0$. Therefore,

$$\begin{aligned} q_k^\top a_i &= Q_{k,k-1} A_{k-1,i} + Q_{k,k} A_{k,i} + Q_{k,k+1} A_{k+1,i} \\ &= -Q_{k,k-1} (A_{k,i} - A_{k-1,i}) + Q_{k,k+1} (A_{k+1,i} - A_{k,i}). \end{aligned} \quad (244)$$

Here for indices out of scope, we treat the corresponding entries of the matrix zero. Note that for $0 \leq k \leq K-1$,

$$A_{k+1,i} - A_{k,i} = \frac{\pi_i}{\mu} \left(- \frac{\mathbb{1}\{k+1 \leq i\}}{\pi_{k+1}} + \frac{S_{k+1}}{\pi_{k+1}} \right). \quad (245)$$

Thus, for $1 \leq k \leq K - 1$,

$$\begin{aligned}
q_k^\top a_i &= -Q_{k,k-1}(A_{k,i} - A_{k-1,i}) + Q_{k,k+1}(A_{k+1,i} - A_{k,i}) \\
&= -\mu \frac{\pi_i}{\mu} \left(-\frac{\mathbb{1}\{k \leq i\}}{\pi_k} + \frac{S_k}{\pi_k} \right) + \lambda_k \frac{\pi_i}{\mu} \left(-\frac{\mathbb{1}\{k+1 \leq i\}}{\pi_{k+1}} + \frac{S_{k+1}}{\pi_{k+1}} \right) \\
&= \frac{\pi_i}{\pi_k} (\mathbb{1}\{k \leq i\} - S_k - \mathbb{1}\{k \leq i-1\} + S_{k+1}) \\
&= \frac{\pi_i}{\pi_k} (\mathbb{1}\{k = i\} - \pi_k) = \mathbb{1}\{k = i\} - \pi_i.
\end{aligned} \tag{246}$$

Here we make use of the steady-state equation of $\pi_k \lambda_k = \pi_{k+1} \mu$. For the boundary cases, the results are similar. For $k = 0$,

$$\begin{aligned}
q_0^\top a_i &= Q_{0,1}(A_{1,i} - A_{0,i}) = \lambda_0 \frac{\pi_i}{\mu} \left(-\frac{\mathbb{1}\{i \geq 1\}}{\pi_1} + \frac{S_1}{\pi_1} \right) \\
&= \frac{\pi_i}{\pi_0} (-1 + \mathbb{1}\{i = 0\} + (1 - \pi_0)) = \mathbb{1}\{i = 0\} - \pi_i.
\end{aligned} \tag{247}$$

For $k = K$,

$$\begin{aligned}
q_0^\top a_i &= -Q_{K,K-1}(A_{K,i} - A_{K-1,i}) = -\mu \frac{\pi_i}{\mu} \left(-\frac{\mathbb{1}\{K \leq i\}}{\pi_K} + \frac{S_K}{\pi_K} \right) \\
&= \frac{\pi_i}{\pi_K} (-\mathbb{1}\{i = K\} + \pi_K) = \mathbb{1}\{i = K\} - \pi_i.
\end{aligned} \tag{248}$$

Combing the above three results, we get for any $k \in \{0, \dots, K\}$,

$$q_k^\top a_i = \mathbb{1}\{k = i\} - \pi_i. \tag{249}$$

Hence, $QA = I - \vec{1}\vec{\pi}^\top$.

Finally, by Lemma 7, we have that $Q^\# = A$.

A.3.7 Proof of Propositions 7 and 8

Again, the proof closely resembles those of Propositions 1 and 2. Rather than focusing only on the total number of arrivals and the total amount of time when the price is either $p + \zeta_T$ or $p - \zeta_T$, we consider multiple quantities at the same time.

For Proposition 7, similar to the proof of Proposition 1, we define $A_{i,k,+}$ as the count of jumps from k to $k+1$ in the i -th positive interval. Similarly, we define $A_{i,k,-}$. We let $B_{i,k,+}$ represent the amount of time the queue length is k in the i -th positive interval. We define $B_{i,k,-}$ similarly. The subsequent analysis mirrors that of Proposition 1.

For Proposition 8, similar to the proof of Proposition 2, we define $A_{i,k}$ as the number of jumps from k to $k+1$ between the i -th and the $i+1$ -th time of hitting k_r . We define $B_{i,k}$ as the amount of time in state k between the i -th and the $i+1$ -th time of hitting k_r . The subsequent analysis mirrors that of Proposition 2.

For the sake of brevity, we omit further details.

A.3.8 Proof of Proposition 9

We are essentially dealing with a continuous-time Markov chain with transition rate matrix Q defined in (96). Take any $\alpha \geq \max_{i,j} |Q_{i,j}|$. We conduct a step of uniformization similar

to the one in the proof of Lemma 3: The continuous-time Markov chain we considered can be described by a discrete-time Markov chain with transition matrix $P = I + Q/\alpha$ where jumps occur according to a Poisson process with intensity α . Let $M(T)$ be the total number of jumps of the discrete-time Markov chain. Note that among the jumps, there are some self jumps that go from state k to state k . From now on, when we refer to jumps, we are referring to jumps of the discrete-time Markov chain, and thus we include such self jumps.

One nice property of the uniformization step is that the times between the jumps are independent of the behavior of the discrete time Markov chain. However, because $M(T)$ is defined as the total number of jumps by time T , $M(T)$ itself is correlated with the times between the jumps, which complicates our analysis. To deal with this, we consider a process indexed by the total number of jumps instead: Define $\tilde{N}_k(m)$ to be the number of jumps from state k to state $k + 1$ within the first m jumps and $\tilde{T}_k(m)$ to be the amount of time in state k within the first m jumps. Let $\tilde{T}(m)$ be the total amount of time spent till the m -th jump.

We will then aim to establish relationships between \tilde{N}_k , \tilde{T}_k and N_k , T_k . Without loss of generality, we assume that αT is an integer. In particular, we note that $\tilde{N}_k(\alpha T) = N_k(\tilde{T}(\alpha T)) + \mathcal{O}_p(1)$. Therefore, by Lemma 8, we have that

$$\begin{aligned} N_k(T) &= \tilde{N}_k(\alpha T) + (N_k(T) - N_k(\tilde{T}(\alpha T))) + \mathcal{O}_p(1) \\ &= \tilde{N}_k(\alpha T) - \lambda_k \pi_k (\tilde{T}(\alpha T) - T) + o_p(|\tilde{T}(\alpha T) - T|) \\ &= \tilde{N}_k(\alpha T) - \lambda_k \pi_k (\tilde{T}(\alpha T) - T) + o_p(\sqrt{T}), \end{aligned} \quad (250)$$

and

$$\begin{aligned} T_k(T) &= \tilde{T}_k(\alpha T) + (T_k(T) - T_k(\tilde{T}(\alpha T))) + \mathcal{O}_p(1) \\ &= \tilde{T}_k(\alpha T) - \pi_k (\tilde{T}(\alpha T) - T) + o_p(|\tilde{T}(\alpha T) - T|) \\ &= \tilde{T}_k(\alpha T) - \pi_k (\tilde{T}(\alpha T) - T) + o_p(\sqrt{T}), \end{aligned} \quad (251)$$

We then note that by Theorem 4.11 in [Asmussen, 2003], $T_k(T) = \pi_k T + o_p(1)$, and thus

$$\frac{N_k(T)}{T_k(T)} - \lambda_k = \frac{N_k(T) - \lambda_k T_k(T)}{T_k(T)} = \frac{N_k(T) - \lambda_k T_k(T)}{\pi_k T} (1 + o_p(1)). \quad (252)$$

By (250) and (251), we have that

$$\frac{N_k(T)}{T_k(T)} = \lambda_k + \frac{1}{\pi_k T} \left(\tilde{N}_k(\alpha T) - \lambda_k \tilde{T}_k(\alpha T) \right) (1 + o_p(1)) + o_p(1/\sqrt{T}). \quad (253)$$

Then we turn our attention to the behavior of the Markov chain within a fixed $m = \alpha T$ total number of jumps. Firstly, we can easily establish a multivariate central limit theorem for $\tilde{N}_0(m), \dots, \tilde{N}_{K-1}(m), \tilde{T}_0(m), \dots, \tilde{T}_{K-1}(m)$: this is because the Markov chain we consider is a regenerative process. Secondly, we note that we have established a uniform integrability result in Lemma 10. Therefore, the limit of the mean, variance and covariance of $\tilde{N}_k(m) - \lambda_k \tilde{T}_k(m)$ will corresponds to the limit in the central limit theorem.

It thus suffices to study the limit of the mean, variance and covariance of $\tilde{N}_k(m) - \lambda_k \tilde{T}_k(m)$. Here, we study more general forms of “number of jumps” and “amount of time”.

Definition 1. Consider the continuous-time Markov chain with transition rate matrix Q defined in (96). With a step of uniformization, the continuous-time Markov chain can be

described by a discrete-time Markov chain with transition matrix $P = I + Q/\alpha$ where jumps occur according to a Poisson process with intensity α .

Let \mathcal{J} be a set of eligible jumps, i.e., \mathcal{J} is a set of (i, j) pairs such that $i, j \in \{0, \dots, K\}$. Here the pair (i, j) stands for a jump from state i to state j . Let $\tilde{N}_{\mathcal{J}}(m)$ be the number of eligible jumps within the first m jumps. Let $\tilde{T}_{\mathcal{J}}(m)$ be the cumulative amount of time between each eligible jump and its immediately preceding jump within the first m jumps. Let $\tilde{Q}_{\mathcal{J}}$ be a matrix such that $\tilde{Q}_{i,j} = Q_{i,j}$ if $(i, j) \in \mathcal{J}$ and otherwise $\tilde{Q}_{i,j} = 0$. Let $\tilde{P}_{\mathcal{J}}$ be a matrix such that $\tilde{P}_{i,j} = P_{i,j}$ if $(i, j) \in \mathcal{J}$ and otherwise $\tilde{P}_{i,j} = 0$.

Lemma 9 gives the mean, variance and covariance of the quantities $N_{\mathcal{J}}(m)$ and $T_{\mathcal{J}}(m)$. Using our notation of eligible jumps, $N_k = N_{\{(k,k+1)\}}$ and $T_k = T_{k \text{ out}}$, where $k \text{ out} = \{(k, k-1), (k, k), (k, k+1)\} \cap \{0, \dots, K\} \times \{0, \dots, K\}$. In particular, we note that for the mean,

$$\mathbb{E}[N_k(m) - \lambda_k T_k(m)] = \mathcal{O}(1). \quad (254)$$

For the variance and covariance, Lemma 9 implies that for disjoint sets \mathcal{J}_i and $\tilde{\mathcal{J}}_i$, if there exists real numbers w_i and \tilde{w}_i , such that $(\sum w_i \tilde{P}_{\mathcal{J}_i}) \vec{1} = \vec{0}$ and $(\sum \tilde{w}_i \tilde{P}_{\tilde{\mathcal{J}}_i}) \vec{1} = \vec{0}$, then

$$\text{Var} \left[\sum_i w_i \tilde{N}_{\mathcal{J}_i}(m) \right] = m \sum_i w_i^2 \vec{\pi}^\top \tilde{P}_{\mathcal{J}_i} \vec{1} + \mathcal{O}(1), \quad (255)$$

$$\text{Cov} \left[\sum_i w_i \tilde{N}_{\mathcal{J}_i}(m), \sum_i \tilde{w}_i \tilde{N}_{\tilde{\mathcal{J}}_i}(m) \right] = \mathcal{O}(1). \quad (256)$$

With this result, we can move on to study $\text{Cov} [\tilde{N}_k(k) - \lambda_k \tilde{T}_k(m), \tilde{N}_l(m) - \lambda_l \tilde{T}_l(m)]$. Consider the case where $k \neq l$. By Lemma 9,

$$\begin{aligned} & \text{Cov} [\tilde{N}_k(m) - \lambda_k \tilde{T}_k(m), \tilde{N}_l(m) - \lambda_l \tilde{T}_l(m)] \\ &= \frac{1}{\alpha^2} \text{Cov} [\alpha \tilde{N}_{\{(k,k+1)\}}(m) - \lambda_k \tilde{N}_{k \text{ out}}, \alpha \tilde{N}_{\{(l,l)\}}(m) - \lambda_l \tilde{N}_{l \text{ out}}]. \end{aligned} \quad (257)$$

Clearly, $\tilde{P}_{k \text{ out}} \vec{1} = \vec{e}_k$ and $\tilde{P}_{\{(k,k+1)\}} \vec{1} = (\lambda_k/\alpha) \vec{e}_k$. Therefore, $(\alpha \tilde{P}_{\{(k,k+1)\}} - \lambda_k \tilde{P}_{k \text{ out}}) \vec{1} = \vec{0}$. By (256), we have that

$$\text{Cov} [\tilde{N}_k(m) - \lambda_k \tilde{T}_k(m), \tilde{N}_l(m) - \lambda_l \tilde{T}_l(m)] = \mathcal{O}(1), \quad (258)$$

and thus

$$\lim_{m \rightarrow \infty} \frac{1}{m} \text{Cov} [\tilde{N}_k(m) - \lambda_k \tilde{T}_k(m), \tilde{N}_l(m) - \lambda_l \tilde{T}_l(m)] = 0. \quad (259)$$

For the variance, again by Lemma 9,

$$\begin{aligned} & \text{Var} [\tilde{N}_k(m) - \lambda_k \tilde{T}_k(m)] \\ &= \frac{1}{\alpha^2} \left(\text{Var} [\alpha \tilde{N}_k(m) - \lambda_k \tilde{N}_{k \text{ out}}(m)] + \lambda_k^2 \mathbb{E} [\tilde{N}_k(m)] \right) \\ &= \frac{1}{\alpha^2} \left(\text{Var} [\alpha \tilde{N}_{\{(k,k+1)\}}(m) - \lambda_k \tilde{N}_{k \text{ out}}(m)] + \lambda_k^2 \mathbb{E} [\tilde{N}_k(m)] \right). \end{aligned} \quad (260)$$

For $1 \leq k \leq K-1$, by (255),

$$\begin{aligned}
& \text{Var} \left[\alpha \tilde{N}_{\{(k,k+1)\}}(m) - \lambda_k \tilde{N}_{k \text{ out}}(m) \right] + \lambda_k^2 \mathbb{E} \left[\tilde{N}_{k \text{ out}}(m) \right] \\
&= m \left(\lambda_k^2 \bar{\pi}^\top \tilde{P}_{\{(k,k-1)\}} \bar{\mathbf{I}} + \lambda_k^2 \bar{\pi}^\top \tilde{P}_{\{(k,k)\}} \bar{\mathbf{I}} + (\alpha - \lambda_k)^2 \bar{\pi}^\top \tilde{P}_{\{(k,k+1)\}} \bar{\mathbf{I}} + \lambda_k^2 \bar{\pi}^\top \tilde{P}_{k \text{ out}} \bar{\mathbf{I}} \right) + \mathcal{O}_p(1) \\
&= m \pi_k \left(\lambda_k^2 \mu / \alpha + \lambda_k^2 (1 - (\mu + \lambda_k) / \alpha) + (\alpha - \lambda_k)^2 \lambda_k / \alpha + \lambda_k^2 \right) + \mathcal{O}_p(1) \\
&= m \pi_k \lambda_k \alpha + \mathcal{O}_p(1).
\end{aligned} \tag{261}$$

For $k=1$, by (255),

$$\begin{aligned}
& \text{Var} \left[\alpha \tilde{N}_{\{(k,k+1)\}}(m) - \lambda_k \tilde{N}_{k \text{ out}}(m) \right] + \lambda_k^2 \mathbb{E} \left[\tilde{N}_{k \text{ out}}(m) \right] \\
&= m \left(\lambda_k^2 \bar{\pi}^\top \tilde{P}_{\{(k,k)\}} \bar{\mathbf{I}} + (\alpha - \lambda_k)^2 \bar{\pi}^\top \tilde{P}_{\{(k,k+1)\}} \bar{\mathbf{I}} + \lambda_k^2 \bar{\pi}^\top \tilde{P}_{k \text{ out}} \bar{\mathbf{I}} \right) + \mathcal{O}_p(1) \\
&= m \pi_k \left(\lambda_k^2 (1 - \lambda_k / \alpha) + (\alpha - \lambda_k)^2 \lambda_k / \alpha + \lambda_k^2 \right) + \mathcal{O}_p(1) \\
&= m \pi_k \lambda_k \alpha + \mathcal{O}_p(1).
\end{aligned} \tag{262}$$

Therefore,

$$\text{Var} \left[\tilde{N}_k(m) - \lambda_k \tilde{T}_k(m) \right] = \frac{1}{\alpha} m \pi_k \lambda_k \alpha + \mathcal{O}(1), \tag{263}$$

and hence

$$\text{Var} \left[\tilde{N}_k(\alpha T) - \lambda_k \tilde{T}_k(\alpha T) \right] = T \pi_k \lambda_k + \mathcal{O}(1). \tag{264}$$

Combining with our discussion before Definition 1, we have that

$$\sqrt{T}(\text{diff}_0, \text{diff}_1, \dots, \text{diff}_{K-1}) \Rightarrow \mathcal{N}(\vec{0}, \Sigma_{\text{diff}}), \tag{265}$$

where $\text{diff}_k = \tilde{N}_k(\alpha T) - \lambda_k \tilde{T}_k(\alpha T)$, $\Sigma_{\text{diff},k,k} = \pi_k \lambda_k$ and $\Sigma_{\text{diff},k,l} = 0$ for $k \neq l$.

Finally, together with (253), we have that

$$\sqrt{T} \zeta_T^2(\text{err}_0, \text{err}_1, \dots, \text{err}_{K-1}) \Rightarrow \mathcal{N}(\vec{0}, \Sigma_{\text{ratio}}(p)), \tag{266}$$

where $\text{err}_k = \frac{N_k(T,p)}{T_k(T,p)} - \lambda_k(p)$, $\Sigma_{\text{ratio},k,k}(p) = \lambda_k(p) / \pi_k(p)$ and $\Sigma_{\text{ratio},k,l} = 0$ for $k \neq l$.

A.3.9 Proof of Proposition 10

Let $N_{\text{UR},k}(T, \zeta_T) = N_{\text{UR},k,+}(T, \zeta_T) + N_{\text{UR},k,-}(T, \zeta_T)$. For notation simplicity, we sometimes ignore the (T, ζ_T) and the subscript UR in the proof.

We start with noting that by Lemma 12, $N_k/T \xrightarrow{p} \pi_k(p) \lambda_k(p)$. Then note that conditioning on N_k ,

$$N_{k,+} \sim \text{Binomial} \left(N_k, \frac{\lambda_k(p + \zeta_T)}{\lambda_k(p + \zeta_T) + \lambda_k(p - \zeta_T)} \right). \tag{267}$$

By Lemma 11 and Anscombe's theorem [Anscombe, 1952],

$$\sqrt{N_k} \frac{\lambda_k(p + \zeta_T) + \lambda_k(p - \zeta_T)}{\sqrt{\lambda_k(p + \zeta_T) \lambda_k(p - \zeta_T)}} \left(\frac{N_{k,+}}{N_k} - \frac{\lambda_k(p + \zeta_T)}{\lambda_k(p + \zeta_T) + \lambda_k(p - \zeta_T)} \right) \Rightarrow \mathcal{N}(0, 1), \tag{268}$$

as $T \rightarrow \infty$. Thus,

$$\sqrt{N_k} \frac{\lambda_k(p + \zeta_T) + \lambda_k(p - \zeta_T)}{2\sqrt{\lambda_k(p + \zeta_T)\lambda_k(p - \zeta_T)}} \left(\frac{N_{k,+} - N_{k,-}}{N_k} - \frac{\lambda_k(p + \zeta_T) - \lambda_k(p - \zeta_T)}{\lambda_k(p + \zeta_T) + \lambda_k(p - \zeta_T)} \right) \Rightarrow \mathcal{N}(0, 1), \quad (269)$$

as $T \rightarrow \infty$. Since $\lambda_k(p + \zeta_T) \rightarrow \lambda_k(p)$, $\lambda_k(p - \zeta_T) \rightarrow \lambda_k(p)$, and $N_k/T \xrightarrow{P} \pi_k(p)\lambda_k(p)$, by Slutsky's theorem,

$$\sqrt{T} \left(\frac{N_{k,+} - N_{k,-}}{N_k} - \frac{\lambda_k(p + \zeta_T) - \lambda_k(p - \zeta_T)}{\lambda_k(p + \zeta_T) + \lambda_k(p - \zeta_T)} \right) \Rightarrow \mathcal{N} \left(0, \frac{1}{\pi_k(p)\lambda_k(p)} \right). \quad (270)$$

Since the second derivative of λ_k is bounded above by a constant, we have that $\lambda_k(p + \zeta_T) - \lambda_k(p - \zeta_T) = 2\zeta_T \lambda'_k(p) + \mathcal{O}(\zeta_T^2)$, and $\lambda_k(p + \zeta_T) + \lambda_k(p - \zeta_T) = 2\lambda_k(p) + \mathcal{O}(\zeta_T^2)$. Hence,

$$\frac{\lambda_k(p + \zeta_T) - \lambda_k(p - \zeta_T)}{\lambda_k(p + \zeta_T) + \lambda_k(p - \zeta_T)} = \zeta_T \frac{\lambda'_k(p)}{\lambda_k(p)} + \mathcal{O}(\zeta_T^2). \quad (271)$$

Since $\sqrt{T}\zeta_T^2 \rightarrow 0$, we have that

$$\sqrt{T} \left(\frac{N_{k,+} - N_{k,-}}{N_k} - \zeta_T \frac{\lambda'_k(p)}{\lambda_k(p)} \right) \Rightarrow \mathcal{N} \left(0, \frac{1}{\pi_k(p)\lambda_k(p)} \right), \quad (272)$$

i.e.,

$$\sqrt{T\zeta_T^2} \left(\hat{\Delta}_k - \frac{\lambda'_k(p)}{\lambda_k(p)} \right) \Rightarrow \mathcal{N} \left(0, \frac{1}{\pi_k(p)\lambda_k(p)} \right). \quad (273)$$

For the joint distribution, the result is a consequence of the following fact: Conditioning on $(N_0, N_1, \dots, N_{K-1})$, the random variables $N_{0,+}, \dots, N_{K-1,+}$ are independent.

B Details of Simulation Studies

B.1 Non-stationary simulator in Section 5

The departure rate $\mu = 2$. In week w , on day d , at time t , the state-dependent arrival rate is given by

$$\lambda_{w,d,t,k}(p) = \frac{4(2-p)}{1+k} a_w b_{d,t}, \quad (274)$$

where $b_{d,t}$ is the arrival rate depicted in Figure 9 and $a_1 = 0.9, a_2 = 1, a_3 = 1.1, a_4 = 1.2$.

B.2 Figure 8

We study the settings in Section 3.2. In Figure 8, we plot the mean squared error (scaled by $T\zeta_T^2$) of the estimators. We take $\zeta_T = 0.05$. For the interval switchback experiments, we take the number of intervals to be 2. We hold the target price at $p = 1$. In the first row of Figure 8, we assume that $\lambda_k(p) = \lambda_k(1)(2-p)$; in the second row of Figure 8, we assume that $\lambda_k(p) = \lambda_k(1)((2-p) + (1-p)^2)$.