

Parameterization protocol and refinement strategies for accurate and transferable analytic bond-order potentials: Application to Re

Aparna P. A. Subramanyam,^{1,2,3} Jan Jenke,^{1,3} Alvin N. Ladines,¹ Ralf Drautz,¹ and Thomas Hammerschmidt¹

¹*Interdisciplinary Centre for Advanced Materials Simulation (ICAMS), Ruhr-Universität Bochum, 44801 Germany*

²*Theoretical Division, Los Alamos National Laboratory, USA*

³*Equal contributor*

Interatomic potentials provide a means to simulate extended length and time scales that are outside the reach of ab initio calculations. The development of an interatomic potential for a particular material requires the optimization of the parameters of the functional form of the potential. We present a parameterization protocol for analytic bond-order potentials (BOP) that provide a physically transparent and computationally efficient description of the interatomic interaction. The parameterization protocol of the BOP follows the derivation of the BOP along the coarse-graining of the electronic structure from density-functional theory (DFT) to the tight-binding (TB) bond model to analytic BOPs. In particular, it starts from TB parameters that are obtained by downfolding DFT eigenstates of two-atomic molecules to an *sd*-valent minimal basis. This *sd*-valent Hamiltonian is combined with a pairwise repulsion to obtain an initial binding energy relation. The *s* electrons are then removed from the Hamiltonian and instead represented by an isotropic embedding term. In the final step, the parameters of the remaining *d-d* interaction, the pair repulsion and the embedding term are optimized simultaneously. We demonstrate that the application of this parameterization protocol leads to a basic BOP for Re with good transferability. We discuss different strategies to refine the basic BOP towards global transferability or towards local accuracy. We demonstrate that homogeneous samplings of the structural phase-space in a map of local atomic environments can be used to systematically increase the global transferability. We also demonstrate the influence of training data-weighting on local accuracy refinements with a Pareto-front analysis and suggest further requirements to select a final BOP. The local accuracy and global transferability of the final BOP is also shown and compared to DFT.

I. INTRODUCTION

Quantum-mechanical calculations on the basis of density-functional theory (DFT) allow computational materials scientists in principle to predict all properties of structural and functional materials. In practice, however, the computational cost of DFT calculations limits this approach typically to system sizes of only a few hundred atoms. This limitation puts many material phenomena out of reach for DFT calculations, e.g. plastic deformation, melting, phase transitions. One of the central goals of computational materials science at the atomistic scale is therefore to replace DFT calculations partly with computationally more efficient approaches. The two main approaches are to represent the DFT potential energy surface by numerical interpolation of a large number of data points and by a physical model of the interatomic interaction.

The physical models require orders of magnitude less parameters to be adjusted in their construction. This leads to a significantly lower demand on the training data but also to less flexibility with regards to optimization to a set of training data. The robustness with regard to the predictions therefore depends on the physical ground of the functional form, the training data, and the parameterization strategy. Their subtle interplay is the core of the challenge of developing reliable parameterizations of physical models of the interatomic interactions^{1–7}.

The different physical models are formulated either as an explicit function of atomic positions for specific types of interactions, e.g., metals^{8,9}, semiconductors^{10,11}, or as more flexible coarse-grained electronic-structure methods like tight-binding (TB)^{12–15} or bond-order potentials (BOP)^{16–19}. Many published models exhibit quantitative and often qualitative

differences in their prediction for the same material, see e.g. Refs. 20–22 for extensive comparisons and benchmarks. Such comparative assessments are often challenged by the different and not always fully transparent choices of training data and parameterization strategy.

In this work, we propose a parameterization protocol for a basic model and different strategies towards refined models for the case of coarse-grained electronic-structure methods. We focus on analytic BOPs²³ that are derived by a second-order expansion of the energy functional from DFT to TB to BOP¹⁹ and that have been shown to provide a robust description of transition metals with bcc^{24–32} and fcc/hcp^{33–37} ground-state structures.

The parameterization is carried out along an analogous coarse-graining route from downfolding DFT eigenstates of dimers to a TB Hamiltonian³⁸, the addition of a simple pairwise repulsion term, the replacement of *s*-electrons in the Hamiltonian by a simple embedding function and the approximate solution of the TB Hamiltonian with analytic BOP. A new approach is introduced to analyze the transferability to other crystal structures in a transparent and intuitive way with a recently established map of local atomic environments³⁹. Different strategies are compared to refine the resulting basic model obtained with few training data towards global transferability by adding a homogeneous coverage of phase space in the map or towards local accuracy by adding specific training data motivated by potential applications.

For the purpose of demonstrating our parameterization protocol, we choose Re with hcp as the ground state as example material in this work. Re is often added to Ni-based superalloys to improve their creep properties⁴⁰. In fact, the aircraft industry accounts for almost 70% of the world's consumption

of industrially produced Re⁴¹. It also plays a role as product of nuclear transmutation of W under neutron irradiation of plasma-facing materials for divertors in fusion reactors⁴². In both applications, Re promotes the formation of complex intermetallic phases, particularly topologically close-packed (TCP) phases^{40,43–46}, that deteriorate the mechanical properties. There are only two existing physical models for Re based on EAM^{47,48}.

In Ref. 47, the model is fitted mainly to the elastic constants, the equation of state data for the ground state hcp structure along with the cohesive energies and lattice parameters of bcc, fcc and hcp crystal structures. The resulting model describes the elastic constants well, but the self-interstitials were poorly described as shown in Ref. 48. In Ref. 48, the Re model is explicitly fitted to several defect, liquid and other crystal structures. This model performs very well for point defects but poorly describes the elastic constants with differences to reference experimental values reaching as high as 270 GPa for some elastic constants. In this regard, we show that our model for Re balances all the properties of interest satisfactorily.

A brief summary of methodology and reference data is given in Sec. II. In Sec. III, we outline the parameterization along the same coarse-graining route by downfolding DFT eigenstates of dimers to a TB Hamiltonian which is then simplified and solved approximately with analytic BOP. In Sec. IV, the resulting basic BOP is refined with different strategies towards global transferability and towards local accuracy. The compromise between the two strategies is worked out by identifying the Pareto front for different weighting of training data and by determining the transferability across a broad range of local atomic environments. Using additional tests, a final BOP for Re is selected in Sec. V and compared to DFT reference data.

II. METHODOLOGY

A. Analytic bond-order potentials

The analytic bond-order potentials are derived by coarse-graining the description of the electronic structure from DFT to the tight-binding (TB) bond model¹³ to BOP^{19,23}. For a non-magnetic, charge-neutral system, the most basic form of the total binding energy (E_{bind}) in the TB bond model is written as

$$E_{\text{bind}} = E_{\text{bond}} + E_{\text{rep}} \quad (1)$$

where E_{bond} and E_{rep} are bonding and repulsive energy, respectively. Further terms due to magnetism and charge transfer^{19,49} are not required for the application to Re in this work.

The bond energy E_{bond} is calculated by integrating the local density of states $n_{i\alpha}(E)$, of orbital α on atom i up to the Fermi level E_F as

$$E_{\text{bond}} = \sum_{i\alpha} \int_{-\infty}^{E_F} (E - E_{i\alpha}) n_{i\alpha}(E) dE \quad (2)$$

with the energy of the atomic onsite level $E_{i\alpha}$. In the BOP formalism, $n_{i\alpha}(E)$ is not obtained by diagonalization of the TB Hamiltonian \hat{H} but rather by using the moments theorem⁵⁰ that relates the local electronic structure in terms of $n_{i\alpha}(E)$ to the local atomic structure. The N^{th} moment of $n_{i\alpha}(E)$ given by

$$\mu_{i\alpha}^{(N)} = \int E^N n_{i\alpha}(E) dE, \quad (3)$$

can also be written as product of pairwise Hamiltonian matrices along self-returning paths that start and end on atom i orbital α

$$\begin{aligned} \mu_{i\alpha}^{(N)} &= \langle i\alpha | \hat{H}^N | i\alpha \rangle \\ &= \sum_{j\beta \dots} \langle i\alpha | \hat{H} | j\beta \rangle \langle j\beta | \hat{H} | k\gamma \rangle \langle k\gamma | \hat{H} | \dots \rangle \langle \dots | \hat{H} | i\alpha \rangle \quad (4) \\ &= H_{i\alpha j\beta} H_{j\beta k\gamma} H_{k\gamma \dots} H_{\dots i\alpha} \end{aligned}$$

where $H_{i\alpha j\beta}$ is the TB Hamiltonian that describes the interaction between atom i orbital α and atom j orbital β . Details of the computation of E_{bond} from $H_{i\alpha j\beta}$ are given elsewhere⁴⁹. The construction of $H_{i\alpha j\beta}$ is a central part of the TB/BOP parameterization. For most BOP models, the values of $H_{i\alpha j\beta}$ are derived from DFT calculations and kept fixed in the parameterization^{29,30,35}. The TB Hamiltonians for sd -valent systems are often simplified by replacing the s contribution in the Hamiltonian with an additional attractive embedding energy E_{emb} ^{28,51}, as described in detail below.

The attractive bond energy of a TB/BOP model is balanced by repulsive contributions E_{rep} that represent the overlap repulsion of atomic orbitals and higher order terms. The simplest form of E_{rep} is a repulsive pair potential. More sophisticated forms of E_{rep} like a Yukawa-like term^{52,53} account for environment-dependent many-body repulsion^{29,35}. The interaction range of the TB/BOP model is limited by multiplying bond integrals and pair repulsion with a cut-off function

$$f_{\text{cut}} = \frac{1}{2} \left[\cos \left(\pi \frac{R_{ij} - (r_{\text{cut}} - d_{\text{cut}})}{d_{\text{cut}}} \right) + 1 \right] \quad (5)$$

in the range of $[r_{\text{cut}} - d_{\text{cut}}, r_{\text{cut}}]$. For Re in this work, we use $r_{\text{cut}} = 6 \text{ \AA}$ and $d_{\text{cut}} = 0.5 \text{ \AA}$.

The further settings of the analytic BOP model developed in this work follow previous parameterizations for transition metals^{30–32,36,37}. In particular we use 9 calculated moments, higher moments estimated up to 100 and a square-root terminator with Jackson kernel to ensure a strictly positive DOS. The calculations are performed self-consistently with numerically enforced charge-neutrality. The calculations are carried out with the BOPfox software⁴⁹.

B. Parameterization setup

The parameterization of an interatomic potential in general or a TB/BOP model in particular, requires to adjust the free

parameters such that the chosen set of training data is reproduced with sufficient accuracy. The underlying numerical procedure uses a cost function that measures the discrepancy between the predictions of the potential and the reference data. A natural choice for the cost function is the root-mean-square (RMS) error

$$c(\theta) = \sqrt{\frac{\sum_n^{N_{\text{ref}}} e_n^2}{N_{\text{ref}}}}, \quad (6)$$

where

$$e_n = w_n (E_{\text{pred},n}(s_n; \theta) - E_{\text{ref},n}(s_n)). \quad (7)$$

N_{ref} is the number of reference data points, θ is a vector of model parameters, $E_{\text{pred},n}(s_n; \theta)$ is the model prediction for structure s_n for given model parameters. $E_{\text{ref},n}$ is the corresponding reference and w_n a weight factor to balance the relative importance of the reference data. We use a local minimization procedure, the Levenberg-Marquardt algorithm^{54–56}, to minimize the cost function $c(\theta)$. The minimization is implemented in the BOPcat software⁷ that drives BOP calculations with the BOPfox software. The parameterization of the BOP model is carried out in two steps. In the first step, a basic BOP model is constructed with a small set of training data. In the second step the basic BOP model is refined and validated against the full set of reference data.

C. Reference data

The reference data for the parameterization of the analytic BOP for Re in this work are total energies obtained from DFT calculations. These energies are computed using non-spin-polarized DFT calculations with VASP^{57–59}. The projector augmented-wave method (PAW)⁶⁰ method is used with the generalized gradient approximation⁶¹. High accuracy of the calculations is obtained by a plane-wave cut-off energy of 400 eV and Monkhorst-Pack⁶² k-point meshes with linear density of 0.125 \AA^{-1} .

The reference data covers ideal crystal structures including the basic structures hcp, dhcp, fcc, bcc as well as the topologically close-packed (TCP) phases A15, C14, C15, C35, σ , μ , χ that are known to form as Re-compounds (see e.g. Refs. 43,63) or as Re-containing precipitates in Ni-based superalloys (see e.g. Ref. 64). The energy-volume curves for the different crystal structures are computed for 20 structures within $\pm 20\%$ of the equilibrium volume and fitted to fifth-order polynomials for obtaining the equilibrium volume, energy and bulk modulus. For the hcp ground state, we additionally include the elastic constants (using 14 structures within strain rates of up to $\pm 2\%$ along each elastic deformation) and the phonon spectrum. The energy-volume curves for all the crystal structures along with the elastic constants for the ground state hcp structure were obtained using pyiron⁶⁵. In order to assess the transferability of the BOP model we furthermore consider (i) vacancies and the different self-interstitial atom (SIA) configurations shown in Fig. 1, (ii)

vacancy diffusion-paths within the basal plane and perpendicular to it computed with the nudged-elastic-band method^{66,67} as well as (iii) the basal intrinsic stacking fault and the extrinsic stacking fault that are related to plastic deformation^{68–70}.

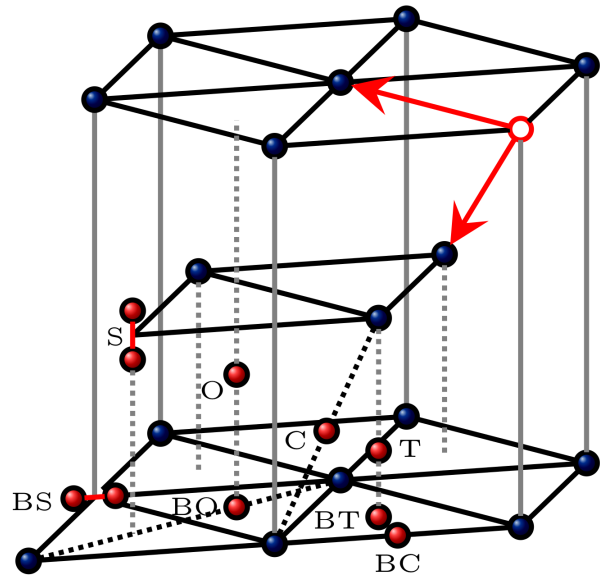


FIG. 1: Point defects in hcp crystal structures: Self-interstitial atoms in crowdion (C), octahedral (O), split dumbbell (S), tetrahedral (T), basal crowdion (BC), basal octahedral (BO), basal split dumbbell (BS) and basal tetrahedral (BT) configuration (red atoms), vacancy (red circle) and vacancy diffusion-paths (red arrows). Adapted from Ref. 48.

III. PARAMETERIZATION OF THE INITIAL BOP MODEL

A. Initial guess

The BOP model, as many other interatomic potentials, corresponds to a non-linear relation between atomic structures and their energy. One can therefore expect multiple local minima of the cost function (Eq. 6) in the space of model parameters. Searching the global minimum usually involves prohibitive computational cost and therefore local minimization algorithms are common practice. This leads, however, to a potential dependence of the optimized model parameters on the initial guess of their values that is needed to start the local minimization. A physically sound initial guess is therefore required as it more likely leads to a physically meaningful local minimum.

For BOP models, we can construct a physically motivated initial guess for the Hamiltonian $H_{i\alpha j\beta}$ by utilizing down-folded DFT eigenstates of Re-Re dimers to a minimal basis with sd orbitals³⁸. The $ss\sigma$, $sd\sigma$, $dd\sigma$, $dd\pi$, and $dd\delta$ matrix elements of the orthogonal sd -valent Hamiltonian are com-

puted for different bond lengths and parameterized as

$$H(R) = \sum_i c_i \exp(-\lambda_i R^{n_i}) \quad (8)$$

with R the distance between the two atoms of the Re-Re dimer. The onsite matrix elements are taken from the values of the free atom computed from the asymptotic values of the parameterizations for large dimer bond-lengths R . The downfolded $H_{i\alpha j\beta}$ show good ad hoc transferability to different crystal structures^{28,32,37,38,51} and will be further optimized during the parameterization process in this work. This work focuses on Re but the approach is general and the downfolded $H_{i\alpha j\beta}$ are available in a database for all homovalent and heterovalent dimers across the periodic table³⁸.

Further parameters to be set are the number of s and d valence electrons of the BOP model. We estimate the number of electrons with s and d character by projecting the DOS obtained from DFT calculations for hcp-Re on s and d orbitals, respectively. The resulting values are 0.77 s -electrons and 5.3 d -electrons. During the optimization procedure we adjust the number of d -electrons to 5.7. The total number of valence electrons in the BOP model $N_e = 6.47$ is in close agreement with the $5d^5 6s^2$ electronic configuration of the Re pseudo-potential of the DFT calculations.

B. Parameterization protocol

The BOP methodology is a coarse-grained description of the electronic structure and thereby provides a certain degree of intrinsic robustness and transferability unlike simple interatomic potentials on one side and data-based machine-learning potentials on the other side. The goal of the parameterization protocol in this section is to construct a basic BOP parameterization with minimal model complexity and minimal training data. Due to the underlying physics, the basic BOP reaches good robustness and transferability already at this low level of parameterization. From this level, the basic BOP can be further refined by increasing model complexity and training data as shown in the next section or serve as common starting point for the development of compound models. The parameterization protocol is summarized in Fig. 2 and explained step-by-step in the following. The only training data used for the basic BOP are the energy-volume data of hcp, fcc and bcc crystal structures. The parameterization progress in describing this minimal set of training data during execution of the parameterization protocol is compiled in Fig. 3.

1. Step 1: Initial sd -valent Hamiltonian

In the first step of the parameterization protocol, the BOP model includes only the bond energy (Eq. 2) computed with the initial sd -valent Hamiltonian $H_{IJ}^{\text{ini},sd}$ from the downfolded DFT eigenstates. In the absence of a repulsive counterpart, the energy-volume curves exhibit no minimum and cannot be compared directly to DFT as shown in Fig. 3a. The differences in the BOP and the DFT energy-volume curves are com-

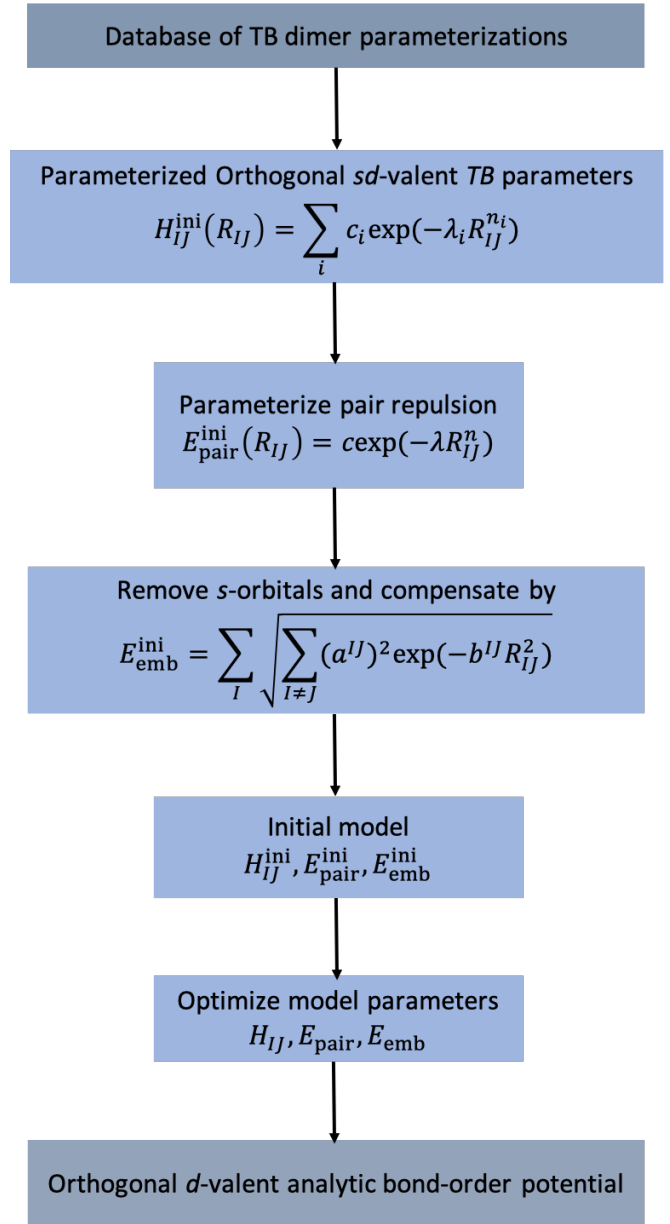


FIG. 2: Parameterization protocol for constructing a basic BOP model for sd -valent systems.

parable, however, by using the structural energy-difference theorem^{71,72}. For the development of BOP models, this is particularly useful for verification of the number of valence electrons (see e.g. Refs. 30,73) in an early stage of the parameterization.

2. Step 2: Addition of repulsive pair potential

In the second step, the BOP model is extended to include a repulsive part that counteracts the purely attractive bond energy of the sd Hamiltonian. With the explicit treatment of s -electrons in the Hamiltonian, we add only a pairwise term

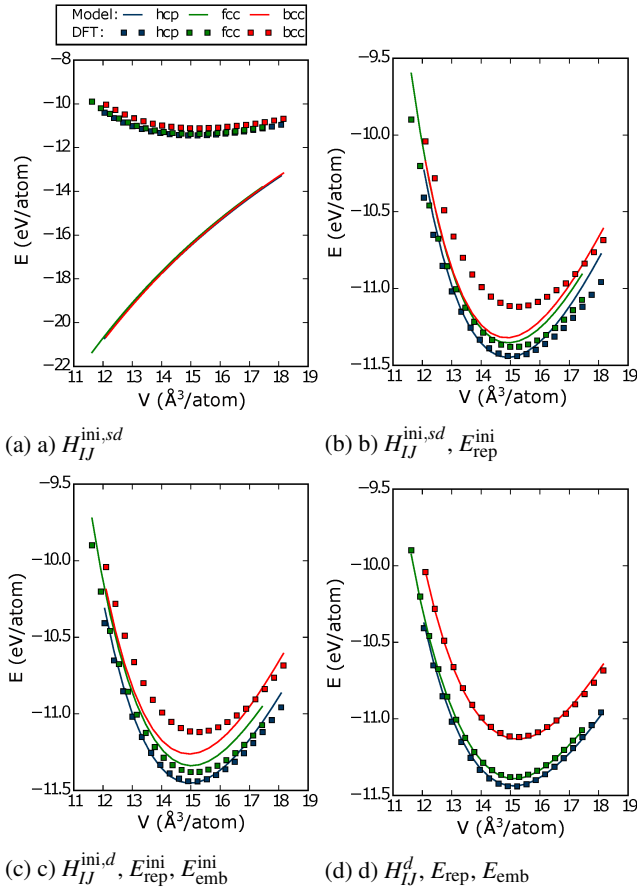


FIG. 3: Parameterization progress of basic BOP model with minimal complexity and minimal reference data. Starting from (a) the initial sd Hamiltonian $H_{IJ}^{ini, sd}$, (b) the pairwise repulsion E_{rep}^{ini} is added and optimized to the DFT reference data, (c) the energy contribution of s -electrons is replaced by an embedding term E_{emb}^{ini} and (d) all parameters are optimized to the basic BOP model with H_{IJ}^d , E_{rep} and E_{emb} .

with flexible functional form similar to the Hamiltonian matrix elements (Eq. 8) as repulsive part

$$E_{pair} = \sum_{I \neq J} c_{rep} \exp(-\lambda_{rep} R_{IJ}^{n_{rep}}) \quad (9)$$

with the distance R_{ij} between atoms i and j . The parameters c_{rep} , λ_{rep} and n_{rep} are adjusted by optimizing the cost function (Eq. 6) for the hcp, fcc and bcc crystal structures while $H_{IJ}^{ini, sd}$ is kept fixed. In this step and in step 3 we performed optimizations with different random initialization in order to verify that the optimization converges to the same minimum.

Already at this level, the BOP model is able to capture the overall character of the interatomic interaction. This manifests in the correct qualitative energetic ordering of the three crystal structures (see Fig. 3b) and the correct range of formation energies. The quantitative performance will be improved in step 4.

3. Step 3: Removal of s -orbitals in Hamiltonian

Step 3 of the parameterization protocol is devoted to a simplification of the sd Hamiltonian by removing the s -electrons that do not play a significant role for a transition-metal like Re. Other chemical elements may require an explicit treatment of the s -electrons, particularly if the interatomic interaction is governed by sd -hybridization. This step is computationally attractive not only with regard to the size of the Hamiltonian, but also allows a lowering of the cutoff if only the less extended d orbitals participate in the interaction that directly translates to an increase in computational efficiency. The s -electrons are removed from the BOP model by taking out the corresponding ss and sd matrix elements from the Hamiltonian and by adjusting the number of valence electrons to $N_e = 5.7$. The cutoff of the BOP model is reduced from $r_{cut} = 6.0 \text{ \AA}$ to 4.45 \AA . The missing contributions to the bond energy energy are compensated by adding an additional attractive term. Here, we use an isotropic embedding term

$$E_{emb, s} = - \sum_I \sqrt{\sum_{J \neq I} (a_{emb})^2 \exp(-b_{emb} R_{IJ}^2)} \quad (10)$$

motivated by the attractive part of embedded-atom models. The parameters of the embedding term a_{emb} and b_{emb} are optimized to the hcp, fcc and bcc crystal structures while all other parameters are kept fixed.

The comparison of Fig. 3c with Fig. 3b shows clearly that the contribution of s -electrons in Re-Re interactions can be replaced by a simple embedding term without sizeable loss of model quality. This point of the parameterization protocol concludes with the initial BOP model with a first parameterization of the complete functional form.

4. Step 4: From initial BOP to basic BOP

In this last step, the parameters of all terms, i.e., H_{IJ}^{ini} , E_{rep}^{ini} and E_{emb}^{ini} are optimized simultaneously to the hcp, fcc and bcc training data. The resulting orthogonal d -valent analytic BOP is referred to as basic BOP. The optimization of all BOP parameters leads to very good agreement with the DFT data as shown in Fig. 3d. The quality of the initial BOP model becomes apparent by realising that the parameters change only slightly in this last optimization step as shown for the matrix elements and the repulsive energy in Fig. 4. The effective decrease of the range of the matrix elements may be attributed to screening effects that play a role in the bulk reference data but were absent in the downfolding for dimers.

C. Transferability analysis of basic BOP

The basic BOP obtained by the parameterization protocol is optimized for a minimum set of reference data and calls for an assessment of the transferability to other crystal structures and other properties. Here, we use 300 random structures that cover the full space of local atomic environments of one atom

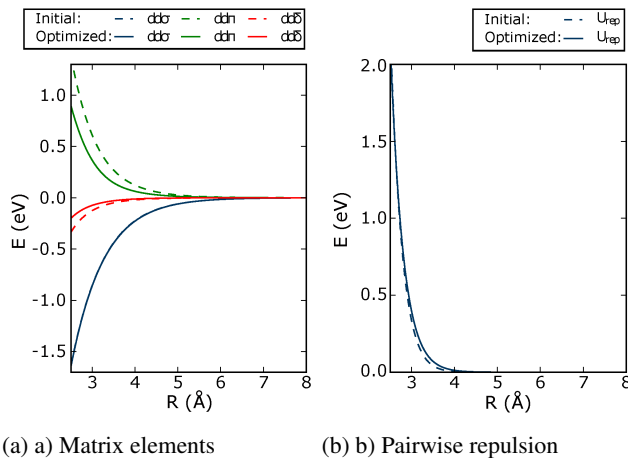
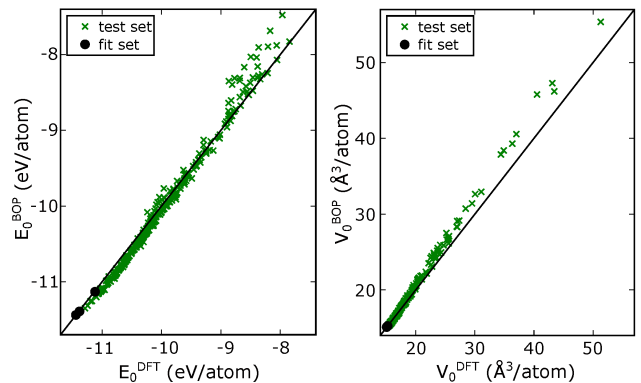


FIG. 4: Comparison of (a) matrix elements H_{IJ} and (b) pair repulsion E_{rep} of initial BOP (dashed) and basic BOP (full) obtained by the parameterization protocol for Re hcp, fcc and bcc reference data.

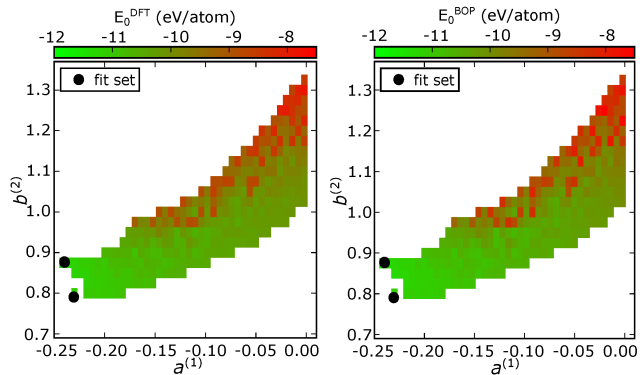
unit cells in a homogeneous sampling. These structures have been identified earlier in the construction of a map of local atomic environments that is spanned by descriptors based on BOP moments³⁹.

The comparison of the equilibrium energy and equilibrium volume of the random structures predicted by the basic BOP model and the DFT reference data is compiled in Figs. 5a and 5b. The agreement across the entire range of structures can be considered excellent given that only the energy-volume curves of hcp, fcc, and bcc were used in the parameterization.

The assessments in Figs. 5a and 5b provide a relation between the basic BOP and the DFT reference data across the range of energies or volumes that is, however, agnostic of the corresponding atomic environments. Therefore we additionally present the equilibrium energies obtained by DFT and basic BOP as color code in the structure similarity map in Figs. 5c and 5d, respectively. The coordinates in the map correspond to descriptors based on the moments of the DOS (Eq. 4) from BOP that discriminate different crystal structures^{74,75} and local atomic environments³⁹. The direct relation between the distance of two points in the map that correspond to different crystal structures and the difference in the formation energy of these crystal structures has also been used successfully in machine-learning applications⁷⁶. This analysis shows clearly that the basic BOP captures the equilibrium energy very well across the complete space of local atomic environments of 1-atom unit cells. It is transferable in the region of close-packed crystal structures where it was parameterized but also in regions of open structures with high energies (e.g. simple cubic, 2D square lattice and linear chain at $a^{(1)} = 0$, see Ref. 39 for more details). This analysis underlines the intrinsic transferability of even simple BOP models from minimal sets of training data. In the next section we will discuss different strategies to refine this basic BOP to a final BOP for Re.



(a) Equilibrium energy (b) Equilibrium volume



(c) DFT (d) BOP

FIG. 5: Transferability of basic BOP to (a) equilibrium energy and (b) equilibrium volume of 300 random structures with 1-atom unit cells as compared to DFT reference data. Variation of equilibrium energy across the complete range of local atomic environments in 1-atom unit cells computed with (c) DFT and (d) basic BOP. The black dots indicate the training data of the basic BOP, i.e. hcp, fcc, and bcc crystal structures.

IV. REFINEMENT OF BASIC BOP

A. Strategy 1: Towards global transferability

In the present parameterization, we deliberately kept the complexity of the BOP model to a minimum. This allows us to perform a transparent analysis of the balance between global transferability and local accuracy that is an inherent compromise in many developments of interatomic potentials. With strategy 1, we demonstrate a route to a refinement of the basic BOP towards global transferability. To this end we use the map of local atomic environments and analyse the RMS error in the equilibrium energy that we obtain with having used only hcp, fcc and bcc structures in the training data. The distribution of the RMSE shows that the basic BOP has less transferability for structures with large distance to the fit set, see Fig. 6a. In other words, the map quantifies and confirms graphically the expectation that larger errors in energy that are

to be expected for further extrapolations from the training data used in the parameterization.

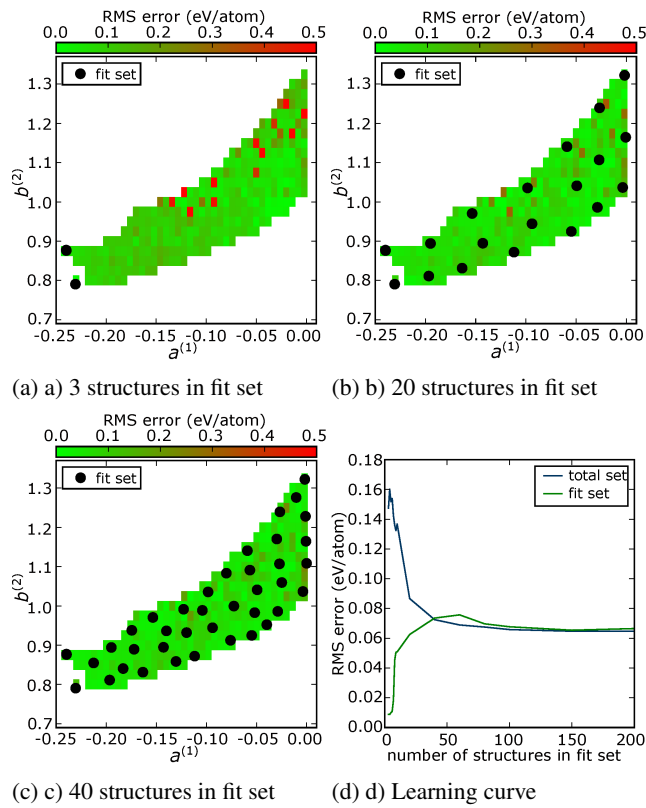


FIG. 6: Refinement of basic BOP model towards global transferability. The RMS error (a) after optimization to hcp, fcc and bcc improves systematically by homogeneous samplings of the space of local atomic environments using (b) 20 and (c) 40 random structures and shows saturation of the (d) learning curve at an RMSE of about 65 meV/atom.

An apparent strategy to improve the global transferability is to extend the set of training data. The map of local atomic environments offers an access to systematically carry out homogeneous and extensive samplings of the full range of local atomic environments. The basic BOP is refined by optimizing all parameters to extended sets of training data. In particular, we add the energy-volume curves of random structures that are selected to achieve homogeneous samplings of the range atomic environments with increasing density. In Figs. 6b and 6c, we see that the RMS error computed for all 300 structures is systematically reduced by successively extending the training data to 20 and 40 random structures. Repeating the refinements of the BOP for homogeneous samplings with up to 200 random structures leads to the learning curves shown in Fig. 6d. We find that 40 random structures are already a good representation of the range of atomic environments of 1-atom unit cells. The unusual behaviour of a crossing of the two curves and a higher RMS error in the fit set than in the total set of structures is an artefact of the special choice of the reference data. The learning curve converges to an RMS error of about 65 meV/atom which corresponds to 1.8% of the energy

range of the considered structures. These results demonstrate the iterative optimization of transferability to 1-atom unit cells by systematic samplings of local atomic environments. Despite its benefits, this approach requires further work towards sufficiently complete sets of complex unit cells to cover the atomic environments relevant for other crystal structures (e.g. TCP phases), defects (e.g. vacancies) and property calculations (e.g. displacements for elastic constants).

B. Strategy 2: Towards local accuracy

With the second strategy we demonstrate a refinement of the basic BOP towards the description of specific properties without actively enforcing global transferability as in the first strategy. Here, we choose the target properties as TCP phases and elastic properties motivated by typical applications of Re. The training data consists of hcp, fcc, bcc, A15, C15, and σ phases that ensure a certain variety of local atomic environments in terms of the 12-, 14-, 15- and 16-fold coordination polyhedra of the nearest-neighbour shells in these structures. It furthermore contains the energies of elastic deformations of the ground-state hcp structure. The remaining reference data (cf. Sec. II C) is used for testing the model.

An integral part of this optimization strategy is an appropriate balancing of the weights of target properties in the cost function (Eq. 6). For the energy-volume data of different crystal structures, we allow higher errors for structures that are energetically less favorable than the hcp ground-state using

$$w_{\text{struc}} = \exp\left(\frac{E_{\text{hcp}}^{(0)} - E_{\text{struc}}^{(0)}}{0.1\text{eV}}\right) \quad (11)$$

with the respective equilibrium energies per atom $E_{\text{struc}}^{(0)}$. The denominator of 0.1 eV is chosen empirically and corresponds to a temperature of about 1200 K. For the elastic properties, we introduce weights of

$$w_{\text{ela}} = a_{\text{ela}} \frac{\Delta E^{\text{struc}}}{\Delta E^{\text{ela}}}, \quad (12)$$

to adjust the order of magnitude of the largest energy difference of the energy-volume curves $\Delta E^{\text{struc}} (\approx 1 \text{ eV/atom})$ and the largest energy difference of the elastic deformations $\Delta E^{\text{ela}} (\approx 50 \text{ meV/atom})$. Without this adjustment, the relative accuracy of the energy-volume curves will be higher than the elastic deformations due to their different range of energy.

For our assessment of the balance between global transferability and local accuracy, we use different values of a_{ela} in Eq. 12 that range from 0 (elastic deformations disregarded) to 100 (elastic deformations dominate optimization). For each value, we perform a set of optimizations to the 190 data points of the training data that start from 30 different initial guesses. The latter are generated by randomly changing the 23 parameters of the basic BOP model within a Gaussian distribution with a width of 5% of the initial parameter value. With the sets of randomized initial guesses we enable the downhill optimization algorithm to detect more than only one local minimum in the high-dimensional parameter space.

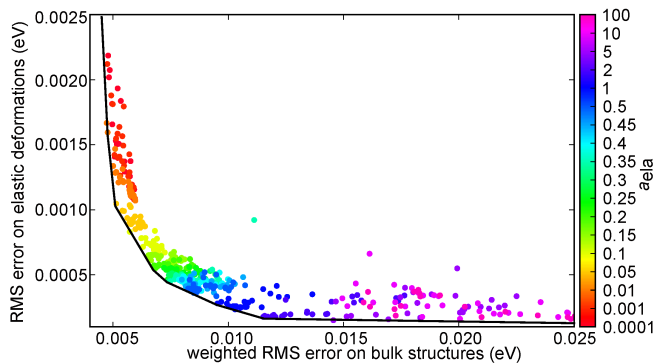


FIG. 7: RMS errors of bulk structures and of elastic properties of different BOP models (points) optimized with different weights a_{ela} of Eq. 12 (different colors), each starting from a set of different initial guesses (points of same color). The Pareto front (black line) indicates the balance of capturing these different properties.

Each of these optimizations leads to a BOP model that we assess with respect to the RMS errors of bulk structures and elastic properties comprising the training data as shown in Fig. 7. Overall, we observe the expected existence of a Pareto front. This marks the limit of optimizing one set of properties without compromising the other set, here bulk structures versus elastic deformations or vice-versa. The close proximity of nearly all BOP models to the Pareto front demonstrates the overall robustness of the minimization procedure. The remaining scatter at the Pareto front confirms the existence of multiple local minima in the high-dimensional parameter space. The excellent capturing of bulk structures or elastic deformations for low or high values of a_{ela} , respectively, shows the effect of our training data weighting with Eq. 12. The minimum RMSE for bulk structures is less than 5 meV/atom, for elastic deformations less than 0.1 meV/atom. The comparably high quality for bulk structures and elastic deformations across the whole Pareto front is an indicator of the intrinsic transferability of the BOP models. This analysis shows that the refinement of the basic BOP model can be systematically targeted to a specific balance of the local accuracy for specific properties. The selection of one final BOP model from this set of candidate BOP models by additional criteria is discussed in the following.

V. SELECTION OF FINAL BOP

A. Selection criteria

For the selection of one model from the different optimizations in Fig. 7, we specify further criteria that are formulated as tests motivated by the material system Re. The numerical values of the quantitative tests are chosen empirically such as to minimize the number of models that pass all tests. We emphasize that different material systems and different applications will need qualitatively and quantitatively different tests.

For Re in this work, the following tests are performed:

- **Test 1:** error in bulk structures below 0.05 eV or error in energy difference to hcp below 40%
- **Test 2:** error in elastic constants below 90 GPa
- **Test 3:** hcp and dhcp structures correctly ordered
- **Test 4:** error in c/a ratio of hcp below 0.01
- **Test 5:** error in vacancy formation-energy below 0.8 eV
- **Test 6:** error in vacancy diffusion-barrier within and in between basal planes below 0.5 eV
- **Test 7:** ISF formation energy larger than 20 mJ/m²
- **Test 8:** error in SIA formation energies below 2.2 eV

The performance of all BOP models of Fig. 7 on the individual tests is compiled in Fig. 8. Test 1 on the bulk structures is passed for models near the Pareto front with RMS error on bulk structures of less than about 10 meV/atom. Test 2 on elastic constants is passed by the majority of models across a broad range of RMSE values. Test 3 of the dhcp/hcp energy difference is passed by less models than test 2 on bulk structures as it requires to resolve the hcp/dhcp energy difference of only 1.76 meV/atom in DFT. Test 4 on the c/a ratio is passed if the elastic deformations around the equilibrium are captured with sufficient accuracy. Test 5 on vacancy formation is passed for several models over a broad range of weights. Test 6 is passed by less models than test 5 as it additionally samples the different local atomic environments at the transition states of the diffusion paths. Tests 7 and 8 on defect formation show that the ISF can be captured by most models while the SIA requires in most cases a high weight on bulk structures. Only two models near $\text{RMSE}(\text{bulk})=0.005\text{eV}$ and $\text{RMSE}(\text{elastic})=0.001\text{eV}$ pass all tests. The model with smaller $\text{RMSE}(\text{bulk})$ is selected as final BOP for Re and assessed in the following. The optimized parameters of the final BOP model are given in Tab .I.

$H(R)$	c_0	λ_0	n_0	c_1	λ_1	n_1
$dd\sigma$	-25.6844	1.2112	0.9128	-0.0545	0.0022	5.8615
$dd\pi$	45.9185	1.5209	1.0781	1.3012	0.1368	2.8633
$dd\delta$	-11.8617	1.5604	0.9132	-9.7241	1.2671	1.7076
E_{pair}	c_{rep}	λ_{rep}	n_{rep}			
	65538.09	4.7264	0.8626			
E_{emb}	a_{emb}	b_{emb}				
	2.4338	0.1382				

TABLE I: Parameters of final BOP for Re used in the assessment in Sec. V B. The corresponding BOP functional form is given in Secs. II and III.

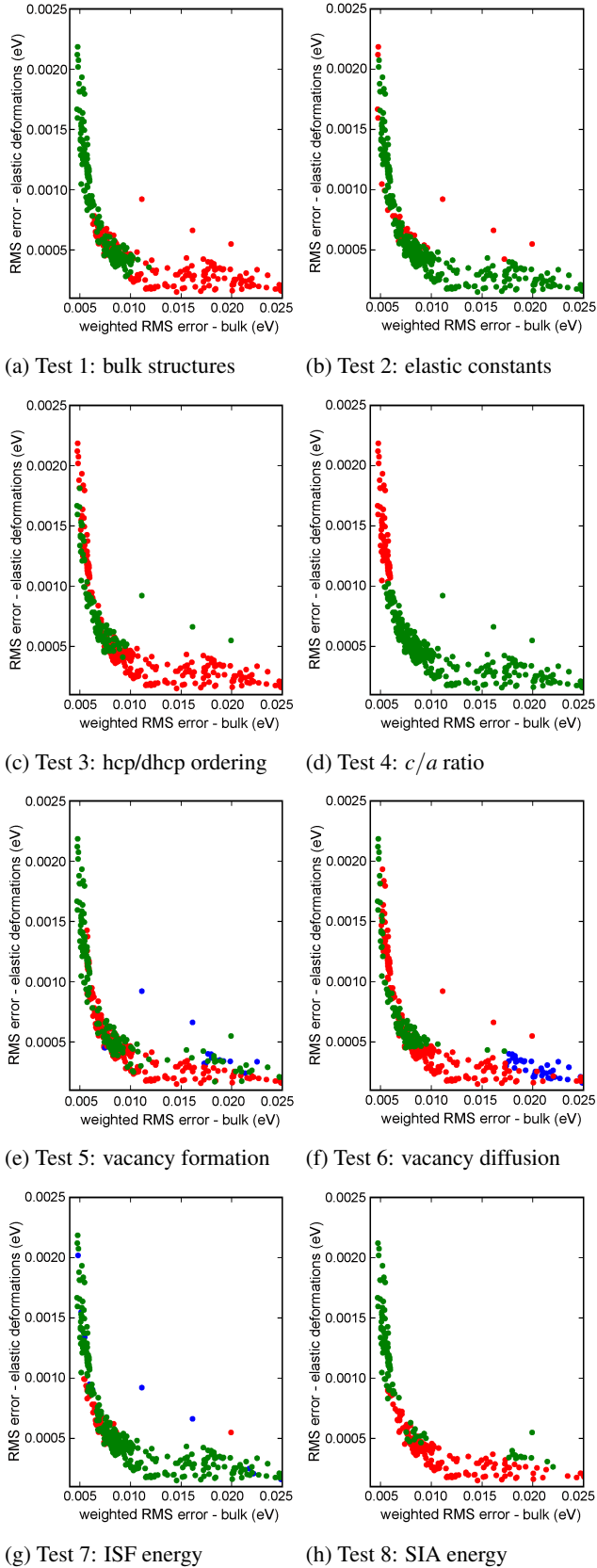


FIG. 8: Performance of BOP models from Fig. 7 on test 1-8 with green/red color signalling passed/failed tests. The points marked in blue correspond to the calculations which exceeded a maximal run time with respect to atomic relaxation.

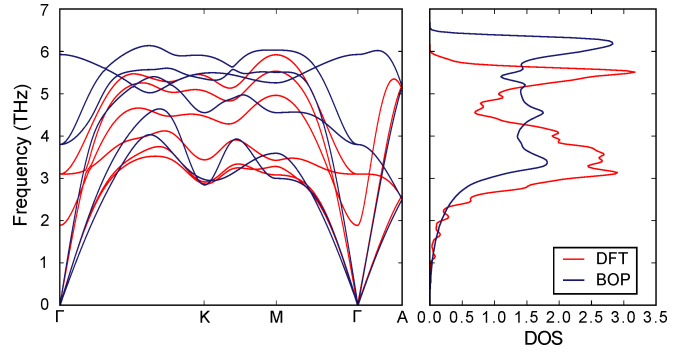


FIG. 9: Phonon spectrum and phonon density of states obtained by DFT and BOP.

B. Assessment of final BOP

In order to assess the local accuracy and the global transferability of the selected final BOP, an analysis is performed for the elastic constants and phonon spectrum of the hcp-Re ground-state, for point defects and stacking faults, as well as for the structural stability of TCP phases and random structures, and the BOP predictions are compared to DFT. The lattice parameters of the hcp ground state are very well captured by all potentials as shown in Tab. II. The elastic constants predicted by BOP are overall in good agreement with DFT with the largest deviations for C_{12} and C_{33} .

	DFT	BOP
a (Å)	2.782	2.786
c/a	1.617	1.608
C_{11} (GPa)	625	627
C_{12} (GPa)	232	303
C_{13} (GPa)	213	240
C_{33} (GPa)	677	592
C_{44} (GPa)	170	142
C_{66} (GPa)	196	162
$C_{12} - C_{66}$ (GPa)	36	141
$C_{13} - C_{44}$ (GPa)	43	98
B (GPa)	364	361

TABLE II: Comparison of lattice parameters and elastic constants of hcp ground state between DFT, BOP and EAM.

As one of the indicators of the performance in finite-temperature simulations we compute the phonon spectrum of Re-hcp, see Fig. 9, that was not included in the optimization procedure. The phonon density-of-states predicted by the final BOP is in good agreement with similar width but a small shift to higher frequencies. The phonon branches are overall in good qualitative agreement aside from the shift to higher frequencies.

The formation energies of points defects and stacking faults compiled in Tab. III sample the transferability to local atomic environments that were not included in the reference data for optimizing the potential. The BOP correctly predicts the vacancy as lowest-energy point defect. The energy barrier for vacancy diffusion in the basal plane is spot on while the per-

	DFT	BOP
point defects (eV)		
vacancy	3.22	3.91
vacancy diffusion (basal plane)	2.02	2.02
vacancy diffusion (perpendicular)	1.71	2.17
tetrahedral SIA	6.76	8.93
split dumbbell SIA	6.78	8.96
octahedral SIA	8.16	9.46
basal split dumbbell SIA	9.41	10.97
basal tetrahedral SIA (BT)	10.17	10.44
stacking faults (mJ/m ²)		
intrinsic	55	21
extrinsic	349	278

TABLE III: Comparison of planar and point defects for the ground state hcp structure between DFT and BOP.

pendicular path is less favorable in BOP. The energetic ordering of SIA configurations is reproduced by the BOP except for the highest-energy basal tetrahedral. The absolute values of the formation energies are consistently overestimated by the BOP which we expect to be improved by adding more reference data with short interatomic distances. The formation energies of the stacking faults are in the correct order of magnitude and slightly underestimated by BOP. Both EAM potentials show larger deviations from the DFT reference data and several cases of SIA configurations that were not metastable in the relaxation by transferred to another SIA configuration as indicated in Tab. III.

The transferability to other bulk structures is quantified by comparisons for structures that are not in the reference data, particularly dhcp, TCP phases (C14, C36, μ , χ) and the random structures with 1-atom unit cells (Fig. 5). The energy-volume curves of the structures in the reference data are reproduced very well (Fig. 10a) with bcc as ground state and the correct ordering of all other structures. The larger deviations for the higher-energy structures A15 and C15 are a consequence of the energy-based weighting of reference-structures with Eq. 11. The transferability of the BOP becomes apparent in the energy-volume curves of the structures that were not included in the reference data in Fig 10b. The dhcp structure is reproduced with high accuracy and all other structures with good accuracy and correct energetic ordering. The good transferability from the fitted TCP phases (A15, C15) to the tested TCP phases (C14, C36, μ , χ) can partly be attributed to the similarity of the local coordination polyhedra in this class of crystal structures.

The transferability of the BOP across the entire phase space of 1-atom unit cells introduced in Sec. IV A is shown in Fig. 11. The transferability to close-packed structures is very good while the RMS error is considerably larger for open structures that are energetically less favorable for Re. Comparing the RMS error of the final BOP to the RMS error of the basic BOP (Fig. 6a), we find a similar range of RMS error but a different distribution across the phase space of 1-atom unit cells. The intrinsic transferability of the basic BOP that could be further improved with the first refinement strategy is ap-

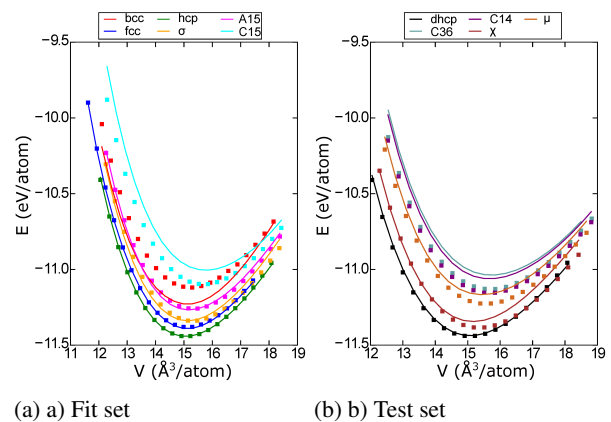


FIG. 10: Energy-volume curves of structures (a) in the fit set and (b) in the test set. DFT reference data is shown as symbols.

parently compromised in the second refinement strategy. The reason is the bias of the second strategy to the local atomic environments of elastic deformations and TCP phases. These are located at the lowest values of the phase space of 1-atom unit cells (e.g. hcp at $a^{(1)} = -0.24$) or outside at even lower values of $a^{(1)} < -0.25$ as shown in Ref. 39. The emphasis on high-precision for structures in this region leads to the larger RMSE for the more open structures. The analysis with the RMSE in the map of local atomic environments highlights this difference between the two refinement strategies and provides transparent access to the balance of target properties.

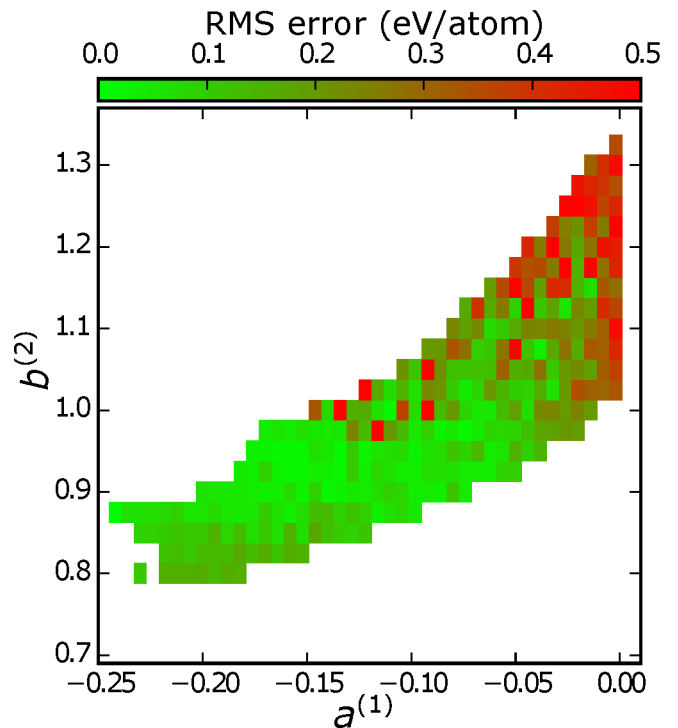


FIG. 11: Transferability of final model to random structures.

VI. CONCLUSIONS

A parameterization protocol for analytic bond-order potentials is presented that is closely related to the underlying coarse-grained description of the electronic structure. Starting with an initial *sd*-valent Hamiltonian obtained by DFT calculations, a pairwise repulsion is added to establish an initial binding-energy relation. The Hamiltonian is then simplified by replacing the contribution of the *s* electrons by an isotropic embedding term. A basic BOP is then obtained by all parameters to energy-volume data of hcp, fcc and bcc. The good transferability of this basic BOP is demonstrated by a complete sampling of the phase space of 1-atom unit cells using a map of local atomic environments.

Different strategies of refining the basic BOP are presented and compared. It is demonstrated that the global transferability across the phase space of 1-atom unit cells can be systematically improved by simple homogeneous samplings with increasing density. An alternative strategy is presented of including elastic constants and further crystal structures in the optimization and shown to improve the local accuracy. The

combination of the Pareto front for different weightings of the reference data with additional tests illustrates the balancing of target properties and leads to a final BOP for Re. The final BOP is shown to give robust predictions for elastic constants, phonons, point defects, stacking faults and the energetic ordering of various crystal structures. An analysis of the final BOP with the RMS error across the entire phase space of 1-atom unit cells highlights the compromise between local accuracy and global transferability.

Details of the parameterization protocol are specific to BOP and Re but the overall concepts are generally applicable to the parameterization of interatomic potentials.

Acknowledgments

We acknowledge financial support by the German Research Foundation (DFG) through research grant HA 6047/4-1 (project number 289654611) and project C1 of the collaborative research center SFB/TR 103 (project number 190389738).

-
- ¹ P. Brommer, F. Gähler, Potfit: effective potentials from ab initio data, *Modelling Simul. Mater. Sci. Eng.* 15 (3) (2007) 295.
 - ² A. Jaramillo-Botero, S. Naserifar, W. A. Goddard, General multi-objective force field optimization framework, with application to reactive force fields for silicon carbide, *J. Chem. Theory Comput.* 10 (4) (2014) 1426–1439.
 - ³ A. I. Duff, M. Finnis, P. Maugis, B. J. Thijsse, M. H. Sluiter, MEAMfit: A reference-free modified embedded atom method (RF-MEAM) energy and force-fitting code, *Comp. Phys. Comm.* 196 (2015) 439–445.
 - ⁴ C. D. Barrett, R. L. Carino, The MEAM parameter calibration tool: an explicit methodology for hierarchical bridging between ab initio and atomistic scales, *Integr. Mater. Manuf. Innov.* (1) (2016) 9.
 - ⁵ C.-P. Chou, Y. Nishimura, C.-C. Fan, G. Mazur, S. Irle, H. A. Witek, Automated parameterization of DFTB using particle swarm optimization, *J. Chem. Theory Comput.* 12 (1) (2016) 53–64.
 - ⁶ A. Stukowski, E. Fransson, M. Mock, P. Erhart, Atomicrex—a general purpose tool for the construction of atomic interaction models, *Modelling Simul. Mater. Sci. Eng.* 25 (5) (2017) 055003.
 - ⁷ A. Ladines, T. Hammerschmidt, R. Drautz, BOPcat software package for the construction and testing of tight-binding models and bond-order potentials, *Comp. Mater. Sci.* 173 (2020) 109455.
 - ⁸ M. W. Finnis, J. E. Sinclair, A simple empirical n-body potential for transition metals, *Phil. Mag. A* 50 (1984) 45.
 - ⁹ M. S. Daw, M. I. Baskes, Embedded-atom method: Derivation and application to impurities, surfaces, and other defects in metals, *Phys. Rev. B* 29 (1984) 6443–6453.
 - ¹⁰ F. H. Stillinger, T. A. Weber, Computer simulation of local order in condensed phases of silicon, *Phys. Rev. B* 31 (1985) 5262–5271.
 - ¹¹ J. Tersoff, New empirical model for the structural properties of silicon, *Phys. Rev. Lett.* 56 (1986) 632.
 - ¹² D. G. Pettifor, The tight-binding bond model, *Commun. Phys. (London)* 1 (1976) 141.
 - ¹³ A. P. Sutton, M. W. Finnis, D. G. Pettifor, Y. Ohta, The tight-binding bond model, *J. Phys. C* 21 (1988) 35.
 - ¹⁴ D. Porezag, T. Frauenheim, T. Köhler, G. Seifert, R. Kaschner, Construction of tight-binding-like potentials on the basis of density-functional theory: Application to carbon, *Phys. Rev. B* 51 (1995) 12947–12957.
 - ¹⁵ M. Elstner, D. Porezag, G. Jungnickel, J. Elsner, M. Haugk, T. Frauenheim, S. Suhai, G. Seifert, Self-consistent-charge density-functional tight-binding method for simulations of complex materials properties, *Phys. Rev. B* 58 (1998) 7260–7268.
 - ¹⁶ D. G. Pettifor, New many-body potential for the bond-order, *Phys. Rev. B* 63 (1989) 2480.
 - ¹⁷ A. Horsfield, A. M. Bratkovsky, M. Fearn, D. G. Pettifor, M. Aoki, Bond-order potentials: Theory and implementation, *Phys. Rev. B* 53 (1996) 12694.
 - ¹⁸ T. Hammerschmidt, R. Drautz, D. G. Pettifor, Atomistic modelling of materials with bond-order potentials, *Int. J. Mat. Sci.* 100 (2009) 1479.
 - ¹⁹ R. Drautz, T. Hammerschmidt, M. Cak, D. G. Pettifor, Bond-order potentials: Derivation and parameterization for refractory elements, *Mod. Sim. Mat. Sci. Eng.* 23 (2015) 074004.
 - ²⁰ J. Möller, M. Mrovec, I. Bleskov, T. Hammerschmidt, R. Drautz, C. Elsässer, J. Neugebauer, T. Hickel, E. Bitzek, On {110} planar faults in strained bcc metals - origins and implications of a commonly observed artefact of classical potentials, *Phys. Rev. Materials* 2 (2018) 093606.
 - ²¹ Y. Lysogorskiy, T. Hammerschmidt, J. Janssen, J. Neugebauer, R. Drautz, Transferability of interatomic potentials for molybdenum and silicon, *Modelling Simul. Mater. Sci. Eng.* 27 (2019) 025007.
 - ²² S. Starikov, D. Smirnova, T. Pradhan, Y. Lysogorskiy, H. Chapman, M. Mrovec, R. Drautz, Angular-dependent interatomic potential for large-scale atomistic simulation of iron: Development and comprehensive comparison with existing interatomic models, *Phys. Rev. Materials* 5 (2021) 063607.
 - ²³ R. Drautz, D. G. Pettifor, Valence-dependent analytic bond-order

- potential for transition metals, *Phys. Rev. B* 74 (2006) 174117.
- 24 M. Mrovec, D. Nguyen-Manh, D. G. Pettifor, V. Vitek, Bond-order potential for molybdenum: Application to dislocation behaviour, *Phys. Rev. B* 69 (2004) 094115.
 - 25 M. Mrovec, R. Gröger, A. G. Bailey, D. Nguyen-Manh, C. Elsässer, V. Vitek, Bond-order potential for simulations of extended defects in tungsten, *Phys. Rev. B* 75 (2007) 104119.
 - 26 G. K. H. Madsen, E. McEniry, R. Drautz, Optimized orthogonal tight-binding basis: Application to iron, *Phys. Rev. B* 83 (2011) 184119.
 - 27 M. Mrovec, D. Nguyen-Manh, C. Elsässer, P. Gumbsch, Magnetic bond-order potential for iron, *Phys. Rev. Lett.* 106 (2011) 246302.
 - 28 E. J. McEniry, G. K. H. Madsen, J. F. Drain, R. Drautz, Tight-binding simulation of transition-metal alloys, *J. Phys.: Cond. Mat.* 23 (27) (2011) 276004.
 - 29 Y.-S. Lin, M. Mrovec, V. Vitek, A new method for development of bond-order potentials for transition bcc metals, *Modelling Simul. Mater. Sci. Eng.* 22 (3) (2014) 034002.
 - 30 M. Cak, T. Hammerschmidt, J. Rogal, V. Vitek, R. Drautz, Analytic bond-order potentials for the bcc refractory metals Nb, Ta, Mo and W, *J. Phys.: Cond. Mat.* 26 (2013) 195501.
 - 31 M. Ford, R. Drautz, T. Hammerschmidt, D. G. Pettifor, Convergence of an analytic bond-order potential for collinear magnetism in Fe, *Modelling Simul. Mater. Sci. Eng.* 22 (2014) 034005.
 - 32 A. Egorov, A. Subramanyam, Z. Yuan, R. Drautz, T. Hammerschmidt, Magnetic bond-order potential for iron-cobalt alloys, arXiv:2208.12973.
 - 33 A. Girshick, A. M. Bratkovsky, D. G. Pettifor, V. Vitek, Atomistic simulation of titanium. I. A bond-order potential, *Phil. Mag. A* 77 (1998) 981.
 - 34 S. Znam, D. Nguyen-Manh, D. G. Pettifor, V. Vitek, Atomistic modelling of TiAl: I. Bond-order potentials with environmental dependence, *Phil. Mag.* 83 (2003) 415.
 - 35 M. J. Cawkwell, D. Nguyen-Manh, D. G. Pettifor, V. Vitek, Construction, assessment, and application of a bond-order potential for iridium, *Phys. Rev. B* 73 (2006) 064104.
 - 36 A. Ferrari, M. Schröder, Y. Lysogorskiy, J. Rogal, M. Mrovec, R. Drautz, Phase transitions in titanium with an analytic bond-order potential, *Modelling Simul. Mater. Sci. Eng.* 27 (2019) 085008.
 - 37 S. Katnagallu, L. Stephenson, I. Mouton, C. Freysoldt, A. Subramanyam, J. Jenke, A. Ladines, S. Neumeier, T. Hammerschmidt, R. Drautz, J. Neugebauer, F. Vurpillot, D. Raabe, B. Gault, Imaging individual solute atoms at crystalline imperfections in metals, *New J. Phys.* 21 (2019) 123020.
 - 38 J. Jenke, A. N. Ladines, T. Hammerschmidt, D. G. Pettifor, R. Drautz, Tight-binding bond parameters for dimers across the periodic table from density-functional theory, *Phys. Rev. Materials* 5 (2021) 023801.
 - 39 J. Jenke, A. Subramanyam, M. Densow, T. Hammerschmidt, D. Pettifor, R. Drautz, Electronic structure based descriptor for characterizing local atomic environments, *Phys. Rev. B* 98 (2018) 144102.
 - 40 C. Rae, R. Reed, The precipitation of topologically close-packed phases in rhenium-containing superalloys, *Acta Mater.* 49 (19) (2001) 4113–4125.
 - 41 A. V. Naumov, Rhythms of rhenium, *Russian Journal of Non-Ferrous Metals* 48 (2007) 418–423.
 - 42 M. Gilbert, J.-C. Sublet, Neutron-induced transmutation effects in W and W-alloys in a fusion environment, *Nucl. Fusion* 51 (4) (2011) 043005.
 - 43 O. Levy, M. Jahnátek, R. V. Chepulsii, G. L. W. Hart, S. Curtarolo, Ordered structures in rhenium binary alloys from first-principles calculations, *J. Am. Chem. Soc.* 133 (1) (2011) 158–163.
 - 44 A. Hasegawa, M. Fukuda, S. Nogami, K. Yabuuchi, Neutron irradiation effects on tungsten materials, *Fusion Eng. Des.* 89 (7) (2014) 1568–1572.
 - 45 M. Fukuda, K. Yabuuchi, S. Nogami, A. Hasegawa, T. Tanaka, Microstructural development of tungsten and tungsten–rhenium alloys due to neutron irradiation in HFIR, *J. Nucl. Mater.* 455 (1) (2014) 460–463.
 - 46 M. Lloyd, A. London, J. Haley, M. Gilbert, C. Becquart, C. Domain, E. Martinez, M. Moody, P. Bagot, D. Nguyen-Manh, D. Armstrong, Interaction of transmutation products with precipitates, dislocations and grain boundaries in neutron irradiated W, *Materialia* 22 (2022) 101370.
 - 47 G. Bonny, A. Bakaev, D. Terentyev, Y. A. Mastrikov, Interatomic potential to study plastic deformation in tungsten–rhenium alloys, *Journal of Applied Physics* 121 (16) (2017) 165107.
 - 48 W. Setyawan, N. Gao, R. J. Kurtz, A tungsten–rhenium interatomic potential for point defect studies, *Journal of Applied Physics* 123 (20) (2018) 205102.
 - 49 T. Hammerschmidt, B. Seiser, M. E. Ford, A. N. Ladines, N. Wang, J. Jenke, Y. Lysogorskiy, C. Teijeiro, M. Mrovec, M. Čák, E. R. Margine, D. G. Pettifor, R. Drautz, BOPfox program for tight-binding and analytic bond-order potential calculations, *Comp. Phys. Comm.* 235 (2019) 221.
 - 50 F. Cyrot-Lackmann, On the electronic structure of liquid transition metals, *Adv. Phys.* 16 (1967) 393.
 - 51 G. K. H. Madsen, E. J. McEniry, R. Drautz, Optimized orthogonal tight-binding basis: Application to iron, *Phys. Rev. B* 83 (2011) 184119.
 - 52 D. Nguyen-Manh, D. Pettifor, S. Znam, V. Vitek, Negative Cauchy pressure within the tight-binding approximation, *Materials Research Society*, 1998, pp. 353–358.
 - 53 M. Aoki, T. Kurokawa, A simple environment-dependent overlap potential and Cauchy violation in solid argon, *J. Phys.: Cond. Mat.* 19 (23) (2007) 236228.
 - 54 K. Levenberg, A method for the solution of certain non-linear problems in least squares, *Quarterly of Applied Mathematics* 2 (2) (1944) 164–168.
 - 55 D. W. Marquardt, An algorithm for least-squares estimation of nonlinear parameters, *Journal of the Society for Industrial and Applied Mathematics* 11 (2) (1963) 431–441.
 - 56 J. More, Levenberg-marquardt algorithm: implementation and theory, *Conference on numerical analysis*, Dundee, United States.
 - 57 G. Kresse, J. Furthmüller, Efficiency of ab-initio total energy calculations for metals and semiconductors using a plane-wave basis set, *Comput. Mater. Sci.* 6 (1) (1996) 15–50.
 - 58 G. Kresse, J. Furthmüller, Efficient iterative schemes for ab initio total-energy calculations using a plane-wave basis set, *Phys. Rev. B* 54 (1996) 11169–11186.
 - 59 G. Kresse, D. Joubert, From ultrasoft pseudopotentials to the projector augmented-wave method, *Phys. Rev. B* 59 (1999) 1758–1775.
 - 60 P. E. Blöchl, Projector augmented-wave method, *Phys. Rev. B* 50 (1994) 17953–17979.
 - 61 J. P. Perdew, K. Burke, M. Ernzerhof, Generalized gradient approximation made simple, *Phys. Rev. Lett.* 77 (1996) 3865–3868.
 - 62 H. J. Monkhorst, J. D. Pack, Special points for Brillouin-zone integrations, *Phys. Rev. B* 13 (1976) 5188–5192.
 - 63 T. Hammerschmidt, A. F. Bialon, D. G. Pettifor, R. Drautz, Topologically close-packed phases in binary transition-metal compounds: Matching high-throughput ab initio calculations to an empirical structure map, *New J. Phys.* 15 (2013) 115016.
 - 64 C. M. F. Rae, R. C. Reed, The precipitation of topologically close-packed phases in rhenium-containing superalloys, *Acta Mater.* 49

- (2001) 4113.
- ⁶⁵ J. Janssen, S. Surendralal, Y. Lysogorskiy, M. Todorova, T. Hickel, R. Drautz, J. Neugebauer, pyiron: An integrated development environment for computational materials science, *Comput. Mater. Sci.* 163 (2019) 24–36.
- ⁶⁶ G. Henkelman, B. P. Uberuaga, H. Jónsson, A climbing image nudged elastic band method for finding saddle points and minimum energy paths, *J. Chem. Phys.* 113 (22) (2000) 9901–9904.
- ⁶⁷ G. Henkelman, H. Jónsson, Improved tangent estimate in the nudged elastic band method for finding minimum energy paths and saddle points, *J. Chem. Phys.* 113 (22) (2000) 9978–9985.
- ⁶⁸ D. Hull, D. Bacon, *Introduction to Dislocations*, Mater. Sci. Technol., Elsevier Science, 2011.
- ⁶⁹ Q.-M. Hu, R. Yang, Basal-plane stacking fault energy of hexagonal close-packed metals based on the ising model, *Acta Mater.* 61 (4) (2013) 1136–1145.
- ⁷⁰ B. Yin, Z. Wu, W. Curtin, Comprehensive first-principles study of stable stacking faults in hcp metals, *Acta Mater.* 123 (2017) 223–234.
- ⁷¹ D. G. Pettifor, The structures of binary compounds: I. Phenomenological structure maps, *J. Phys. C* 19 (1986) 285.
- ⁷² D. G. Pettifor, *Bonding and Structure of Molecules and Solids*, Oxford Science Publications, 1995.
- ⁷³ B. Seiser, T. Hammerschmidt, A. N. Kolmogorov, R. Drautz, D. G. Pettifor, Theory of structural trends within $4d$ and $5d$ transition metal topologically close-packed phases, *Phys. Rev. B* 83 (2011) 224116.
- ⁷⁴ P. E. A. Turchi, Interplay between local environment effect and electronic structure properties in close packed structures, *Mat. Res. Soc. Symp. Proc.* 206 (1991) 265.
- ⁷⁵ T. Hammerschmidt, A. N. Ladines, J. Koßmann, R. Drautz, Crystal-structure analysis with moments of the density-of-states: Application to intermetallic topologically close-packed phases, *Crystals* 6 (2) (2016) 18.
- ⁷⁶ C. Sutton, L. Giringhelli, T. Yamamoto, Y. Lysogorskiy, L. Blumenthal, T. Hammerschmidt, J. Golebiowski, X. Liu, A. Ziletti, M. Scheffler, Crowd-source materials-science challenges with the NOMAD2018 Kaggle competition, *npj Comp. Mater.* 5 (2019) 1.