

Linked cluster expansion on trees

Deepak Iyer¹ and Yuyi Wan²

¹*Department of Physics & Astronomy, Bucknell University, 1 Dent Dr, Lewisburg, PA 17837, USA*

²*Department of Physics and Astronomy, University of Notre Dame,
225 Nieuwland Science Hall, Notre Dame, IN 46556, USA*

(Dated: March 15, 2023)

The linked cluster expansion has been shown to be highly efficient in calculating equilibrium and nonequilibrium properties of a variety of 1D and 2D classical and quantum lattice models. In this article, we extend the linked cluster method to the Cayley tree and its boundaryless cousin the Bethe lattice. We aim to (a) develop the linked cluster expansion for these lattices, a novel application, and (b) to further understand the surprising convergence efficiency of the linked cluster method, as well as its limitations. We obtain several key results. First, we show that for nearest-neighbor Hamiltonians of a specific form, all finite tree-like clusters can be mapped to one dimensional finite chains. We then show that the qualitative distinction between the Cayley tree and Bethe lattice appears due to differing lattice constants that is a result of the Bethe lattice being boundaryless. We use these results to obtain the explicit closed-form formula for the zero-field susceptibility for the entire disordered phase up to the critical point for Bethe lattices of arbitrary degree; remarkably, only 1D chain-like clusters contribute. We also obtain the exact zero field partition function for the Ising model on both trees with only the two smallest clusters, similar to the 1D chain. Finally, these results achieve a direct comparison between an infinite lattice with a non-negligible boundary and one without any boundary, allowing us to show that the linked cluster expansion eliminates boundary terms at *each order* of the expansion, answering the question about its surprising convergence efficiency. We conclude with some ramifications of these results, and possible generalizations and applications.

I. INTRODUCTION

Amongst the wide variety of lattice models used in statistical mechanics, a small handful are exactly solvable in the thermodynamic limit[1]. Examples include the 2D Ising model on a square lattice, various “ice” models, and some quantum models in one dimension such as the Heisenberg model, the nonlinear Schrödinger equation, and some relativistic models[2, 3]. Whereas these models have demonstrated surprisingly wide applicability, in many situations we are forced to lift certain assumptions, rendering them no longer exactly solvable. Besides, even in cases where exact solutions are available, not all physical quantities can be calculated via closed form expressions, or easily translated into an experimentally relevant language[3].

We are then left with approximate solutions. The success of an approximation method often has to do with the underlying physics. For instance, it is notoriously hard to obtain good approximations for long range order, precisely because in order to capture long range correlations, one needs large system sizes, and any approximation that relies on truncating the system size can only give us hints of what long range order might lie beyond[4]. Perturbative methods that work directly on infinitely large systems can overcome this issue, but often do not allow easy access to the parameter regimes where long range order appears. Indeed, strongly correlated physics is perhaps the most elusive physics to effectively model. Similarly, strongly out of equilibrium physics like a quantum quench is often intractable because simple low-energy approximations fail[5].

The most basic approximation method for a lattice

model relies on studying the properties of small systems as a function of the system size and carrying out an appropriate scaling, or attempting an extrapolation from a trend. Simple extrapolations will by definition fail to capture singularities, which indicate phase transitions, since these are sudden deviations from the behavior away from the singularity. Nevertheless, these methods are very effective away from a phase transition when we are deep in a particular phase. Other methods need to and can be employed in combination to recognize where these phase boundaries lie[1]. Within such finite size approximations, the particular statistical ensemble and boundary conditions used play a strong role in convergence, with open boundary conditions giving rise to $O(1/N)$ errors, where N is the system size, coming from the boundary of each finite size system[6]. Further, cluster methods such as the linked cluster expansion[7–9] seem to do even better[6]. However, reasons for the latter are not known. In this article, we resolve this outstanding issue by showing that the linked cluster expansion eliminates the boundary contribution at *each order* of the expansion.

The linked cluster expansion has found tremendous application in classical and quantum systems, especially in recent studies pertaining to their dynamics[10–13], as well as in studies of disordered or inhomogeneous systems[11, 12, 14, 15] (see articles cited in these references for earlier work) and periodically driven systems using Floquet Hamiltonians[16], and has proved to be a remarkably effective method for approximating lattice models. At an intuitive level, link cluster expansions of the kind used here operate by singling out the “new” contributions to an extensive quantity at any stage of the finite size approximation, by effectively canceling out

contributions that are merely appearing from the smaller systems embedded in a larger system. For example, if we know the physics for a system size N_1 , and all of the physics in a system of size N_2 appears due to the multiple copies of the smaller system, then at the higher level, the linked cluster expansion gives us a *zero* contribution. It appears to be a more efficient method to “extract the physics” at smaller system sizes as has been observed in the works referenced above.

In this article, we continue exploring the linked cluster expansion (LCE) in the context of exponentially growing tree lattices, and study if the above improvements in convergence efficiency prevail. The systems so far studied using the linked cluster expansions are regular lattices, occasionally with disorder. From the physical standpoint, tree lattices are unusual given their exponentially growing structure and in the case of a Cayley tree, the presence of a boundary that has as many vertices as the entire bulk — this latter property upends the common wisdom that in the thermodynamic limit, the boundary does not significantly contribute to the bulk properties. The Bethe lattice, on the other hand, does not have a boundary at all, and looks the same from every vertex. Despite these unusual properties, they have proved to be exceptionally useful lattices to study several models on. The Ising model on the Bethe lattice bears similar thermodynamics to the mean field approximation, and has the same critical exponents[1]. More recently, the Bethe lattice has proved useful in studies of Anderson and many-body localization[17–19]. Cayley trees and Bethe lattices have been extensively studied and find application in a variety of problems [20]. Tree lattices are often studied using simple finite size approximations or self-similarity based methods. The latter can be used to provide implicit expressions for the magnetization of the Ising model in both ordered and disordered phase, as well as reveal information about the critical point via a set of exact self-consistent equations that can be solved numerically to very high accuracy[1].

Our goal in this article is twofold – to study microscopically how the linked cluster expansion works in the context of a simple nearest neighbor model on a Cayley tree and its infinite/boundaryless and rootless sibling the Bethe lattice, and also to understand its surprising convergence efficiency. In the following sections, we systematically develop the linked cluster expansion on trees, establish equivalences between finite trees and one dimensional chains, and calculate the exact zero-field partition function for the Ising model on both types of trees. We then go on to study the weak field approximation with a hope to extract the critical temperature and indeed show that this is possible within the linked cluster expansion framework, showing a first example of a model where the $N = 2$ system is capable of giving us the critical point and the exact formula for the susceptibility at zero field. We use these results that allow us to compare how the linked cluster expansion operates on the Cayley tree and the Bethe lattice to conclude that the

convergence efficiency of the linked cluster expansion is because it eliminates boundary contributions (known to be the source of poor convergence in systems with open boundary conditions[6]) at each stage of the expansion.

II. DEFINITIONS

Cayley trees and Bethe lattices are tree graphs, i.e., graphs that are connected and do not have any loops. In other words, it is not possible to make a circuit and return to the starting point (vertex) without retracing one or more edges. The absence of loops is crucial from a physical standpoint. As an example, the reason the Ising model on a square lattice differs from the mean-field approximation on a lattice with the same vertex degree is because of the presence of loops; without the loops the model can be studied using a Bethe-Peierls approximation of the appropriate vertex degree, and gives different critical exponents. Note that a Hamiltonian with next nearest neighbor hopping or interaction fundamentally destroys the tree structure by creating loops; we do not consider such models. In other words, we assume a Hamiltonian that has only nearest neighbor interactions or hopping.

An m -Cayley tree is constructed by starting with one vertex and drawing $m \geq 3$ edges out from it. From each of these new vertices in the first “shell”, $m - 1$ new edges emerge (for a total of m edges at each vertex). The Cayley tree therefore grows symmetrically and can be terminated at any shell. The outermost shell has vertices that are attached to only one edge each. It is finite, and one can meaningfully ask a question about the infinite or thermodynamic limit.

An m -Bethe lattice on the other hand has no center (root vertex) and no boundary. It is a connected graph where *every* vertex is attached to m edges without creating any loops. The graph is therefore entirely self-similar and appears the same from every vertex. It is infinite, and there is no meaningful finite subset of it[20]. Nevertheless, as we show below, we can use the linked cluster expansions that relies on computing properties on progressively growing finite clusters. It is critical to note that a simple finite size extrapolation based on finite clusters is unreliable and will generally fail on the Bethe lattice since it does not appropriately account for the absence of a boundary.

Fig. 1 shows some illustrations of the two trees. To simplify the visualization, we choose $m = 3$. In what follows, we also restrict to $m = 3$, noting that all results are generalizable to arbitrary integer $m \geq 3$ (the $m = 2$ case is the one dimensional chain).

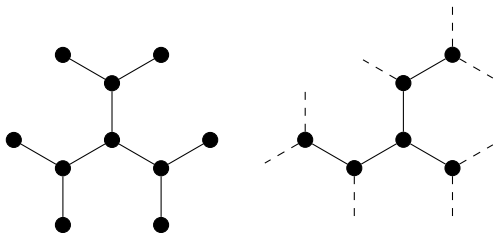


FIG. 1. A finite Cayley tree with $m = 3$ and $N = 10$ vertices (left), and a Bethe lattice with $m = 3$ (right). The dashed lines signify the infinite continuation of the tree structure.

III. PARTITION FUNCTIONS ON FINITE TREE GRAPHS

On a finite tree graph like the Cayley tree, for N vertices, there are always $N - 1$ edges, since growing the lattice always involves adding one or more vertices and an equal number of edges. Consider a classical nearest neighbor spin Hamiltonian given by

$$H = \sum_{\langle ij \rangle} H_{ij}(s_i, s_j) \quad (1)$$

The grand partition function is given by a sum over all possible spin configurations:

$$Z = \sum_{\{s_j\}} e^{-\beta \sum_{\langle ij \rangle} H_{ij}(s_i, s_j)}. \quad (2)$$

The linked cluster expansion being a series expansion cannot use the canonical partition function since the system size, and therefore total magnetization (or charge or particle number) changes from one order to the next. Consider a spin that can take q different values. In what follows, we restrict ourselves to Hamiltonians of the form

$$H = \sum_{\langle ij \rangle} H_{ij}(|s_i - s_j|). \quad (3)$$

The reason for the restriction will become clear in the theorem below—in short, it ensures that all possible values of H_{ij} can be obtained by changing only one spin in the pair. For now, we note that the 1D spin-1/2 Ising model can indeed be cast into the above form as $H_{ij} = J[(s_i - s_j)^2/2 - 1]$. Other examples of Hamiltonians that have this form include the standard q -state Potts model, given by $H_{ij} = -J\delta_{s_i s_j}$, and its cyclic form, given by $H_{ij} = -J \cos[2\pi(s_i - s_j)/q]$. The theorem, however, does not apply to the spin-1 Ising model, for example, which cannot be cast into this form.

With this constraint on H , we show that the partition function for a given H is identical on all tree graphs with the same number of vertices N .

Theorem 1. *For every finite m -tree with a given vertex (spin) configuration (or vertex set) $\{v_i\}$ and corresponding edge configuration (edge set) $\{e_{ij}\}$ obtained from a*

Hamiltonian $H_{ij}(v_i, v_j)$ such as in Eq. (3), there exists an equivalent finite 1D chain with the same edge set, and therefore the same value of the Hamiltonian.

Proof. We first note that for the Hamiltonians we consider, the value of the Hamiltonian depends only on the edge set $e_{ij} = H_{ij}(s_i, s_j)$.

We show the result by constructing the tree with the vertex set $\{v_i\}$ from a 1D chain by maintaining the same edge set while ensuring that there is a one-one mapping between the vertex set of the chain and the vertex set of the tree.

Consider now a specific configuration of spins (vertices) s_1, \dots, s_N of a 1D chain. This corresponds to a specific edge configuration $e'_{12}, \dots, e'_{N-1,N}$ given by the Hamiltonian H_{ij} . We show that there is another vertex configuration v_1, \dots, v_N on the desired tree graph that leads to the same edge configuration (and therefore the same value of the Hamiltonian) that obtains from the rearrangement of bonds produced by transforming the 1D chain into the tree. The finite 1D chain Hamiltonian is given by

$$H = \sum_{j=1}^{N-1} H_{j,j+1} \quad (4)$$

We define a “move” M_i that takes the last available edge from the original 1D chain and connects it to the i -th vertex, retaining the labeling of the original chain. For example, M_2 would move the last edge and join it to the second vertex producing one degree 3 vertex. The Hamiltonian after this move becomes

$$H(M_2) = \sum_{j=1}^{N-2} H_{j,j+1} + H_{2,N} \quad (5)$$

Fig. 2 shows an example of such moves. Any tree can

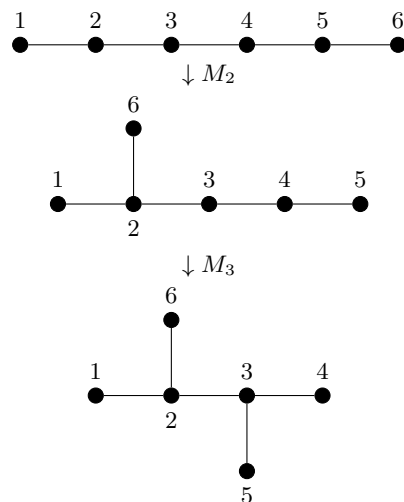


FIG. 2. Example of a series of moves M_j used in Theorem 1 on a $N = 6$ chain.

be formed from a sequence of such moves. If the new edge $e_{2,N} = e'_{N-1,N}$, then we retain the same edge set. If they are not equal, we change $s_N \rightarrow v_N$ such that $e_{2,N} = e'_{N-1,N}$. Thus we obtain a new vertex set s_1, \dots, s_{N-1}, v_N . For this to work, we require that all edge values can be achieved by changing *one* vertex in a pair. For the spin-1/2 Ising model, this requirement is clearly satisfied. For the q -state Potts model, which is a many to two mapping, if $e'_{N-1,N} = -J$, then we require $v_N = s_2$ so that $e_{2,N} = 1$. This can always be arranged. For $e'_{N-1,N} = 0$, we require $v_N \neq s_2$. For s_1, \dots, s_{N-1} fixed, there are $q-1$ equivalent values that s_N can take that result in the same value of H on the chain. This is also true on a tree derived from, say, M_2 . Therefore each vertex configuration of the chain can be mapped on to a unique vertex configuration of the tree, ensuring that we have the same number of configurations with a given energy. The argument however fails for the spin-1 Ising model. There, if $s_2 = 0$, then no matter the value of v_N , we cannot achieve a value different from 0 for $e_{2,N}$. This failure of the spin-1 Ising has to do with it not satisfying the requirement that it have a Hamiltonian of the form in Eq. (3), which ensures that all edge values can be achieved by changing one spin of a pair, since for $i \in \{1, \dots, q\}$, $\{|s_i - s_j|\}$ is the same set for all values of j .

Any tree can thus be constructed by a sequence of moves M_i , and after every move, we can restore the edge set by making one change to the vertex set, ensuring that the mapping is 1-1. In this way, every vertex set of the 1D chain goes to an equivalent vertex set of any tree with the same edge set. We have therefore established, by construction, a one-one mapping between vertex sets of the 1D chain and that of any tree that leaves the edge set invariant. This implies that there is a mapping between a 1D chain Hamiltonian a corresponding tree Hamiltonian that has the same numerical value, but possibly a different vertex set. \square

Note that the equivalence above is broken by any term in the Hamiltonian that is dependent on the vertex set, such as an external magnetic field, or if the Hamiltonian cannot be put into the form in Eq. (3).

Corollary 1. *The partition function (defined in Eq. (2)) on any finite tree graph on N vertices is identical to the partition function on a 1D chain with N vertices for Hamiltonians of the form in Eq. (3).*

Proof. This follows from Theorem 1 and the fact that the grand partition functions sum over all vertex (spin) configurations. \square

Note that the one-one mapping in the above construction ensures that each of the q^N configurations is counted only once, and the constraint that the Hamiltonian depends only on the edge set ensures that a different correspondence between energies (numerical value of the Hamiltonian) and spin configuration in the tree, relative to the chain, does not impact the result. We reiterate

that this latter part is violated by terms such as an external magnetic field, as considered in Section V.

In the following, this equivalence will become central to some of the results we derive using the linked cluster expansion. Nevertheless, caution is warranted when it comes to tree graphs — our results above imply that the zero-field Ising partition function on the Cayley tree (which has a well-defined infinite volume limit) must be identical to the 1D model. This is true, nevertheless, the Cayley tree shows a finite temperature critical point as shown by the zero-field susceptibility[21].

IV. COUNTING CLUSTERS

The linked-cluster expansion requires an enumeration of the number of embeddings of a subgraph H in a graph G , also known as a lattice constant[22]. Following Sykes *et al*[7], the weight of a particular cluster (graph) c in the expansion is given by

$$W_c(O) = O(c) - \sum_{s \in c} M_s W_s(O) \quad (6)$$

where s are all subgraphs that can be embedded in cluster c . In this expression, O corresponds to any extensive observable such as the logarithm of the partition function, or quantities that can be derived from it, and M_s corresponds to the multiplicity of the subgraph s in the graph c . This quantity, also known as a lattice constant, provides an enumeration of the number of ways in which s can be embedded in c . Equation (6) then gives us an iterative procedure where the weight of the smallest cluster is equal to the value of the observable; other weights can be obtained sequentially. Once the weights are obtained, the value of the observable per unit volume can be obtained via

$$\lim_{N' \rightarrow \infty, N' \gg N} \frac{O}{N'} = \sum_c M'_c W_c, \quad (7)$$

where M'_c are multiplicities per unit volume of the infinite system. In other words, the M'_c enumerate how many ways the cluster c can be embedded in a much larger system ($N' \gg N$) divided by the number of vertices (or a corresponding volume-like quantity) of that larger system.

For the classical Ising model on a 1D chain (with no magnetic field), one can show that $W_j = 0$ for $j \geq 3$ and $O = \log Z[6]$ [23]. Given Theorem 1, it follows that this statement is true on all trees for all quantities that can be derived from the partition function, since the clusters used to calculate weights are all finite clusters.

We are interested in calculating a generic linked cluster expansion for a Bethe lattice. In this, we use the distinction made by Baxter between a Bethe lattice and a Cayley tree. On a Cayley tree, the number of boundary vertices (that are attached to only one edge) scale with the number of vertices. For a tree of degree 3 with

N vertices, the number of boundary points is $N/2 + 1$. Therefore, the boundary does not become irrelevant in the infinite volume limit. On the other hand, the Bethe lattice does not have a boundary and cannot be thought of as the “bulk” of a Cayley tree, since there is no consistent way to terminate this “bulk”; it is always infinitely large. Nevertheless, we will see that in the linked cluster expansion we can treat both the Bethe lattice, and the Cayley tree in the infinite volume limit.

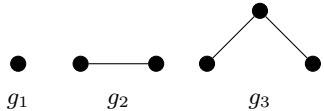


FIG. 3. Some graphs and corresponding notation.

The computation of the multiplicities of various clusters needs to be carried out separately for the Cayley tree and the Bethe lattice. To motivate this, we first consider the 1D chain.

In a 1D chain of N vertices, there are always $N + 1 - j$ ways to embed a j -chain, so that $M_j = N + 1 - j$. The linked cluster expansion then becomes straightforward. From Eq. (6), we get

$$W_N(O) = O_N - \sum_{j=1}^{N-1} (N + 1 - j) W_j(O). \quad (8)$$

The result for the observable per unit volume is then given by Eq. (7) Here we consider the “infinite” system to have size $N' \gg N$. Since M'_c are the multiplicities of clusters embedded in the infinite system per unit volume, we get $M'_j = (N' + 1 - j)/N' \rightarrow 1$ since $j \leq N \ll N'$. Combining this with Eq. (7) we get a particularly simple result for 1D chains,

$$\lim_{N' \rightarrow \infty} O/N' = \sum_{j=1}^N W_j. \quad (9)$$

It is critical to note that this result is applicable for all models on a 1D-chain, quantum or classical, since the result does not assume an underlying Hamiltonian or a specific observable O .

Consider now an infinite ($N' \rightarrow \infty$ vertices) 2D square lattice. Figure 3 shows our notation for some graphs. For $c = g_1$, there are N' ways to embed this cluster, and we obtain $M'_{g_1} = 1$. For $c = g_2$, there are $\sim 2N'$ ways to embed it because of the vertical and horizontal edges, so we end up with $M'_{g_2} = 2$ in the limit. In this fashion, the multiplicity has to be computed for every cluster c . Table I shows the multiplicities for some clusters embedded in infinite 2D square and triangular lattices. Again, we note that these values are independent of the Hamiltonian, or whether it is quantum or classical, and only depend on the structure of the lattice.

We now proceed to obtain the multiplicities M'_c for the Bethe lattice and the Cayley tree. Before we proceed,

Cluster	$M'_{c,\square}$	$M'_{c,\triangle}$
	1	1
	2	3
	6	15
	0	2
	18	69
	4	18
	1	2
	0	2

TABLE I. Combinatoric factors M_c for various clusters in the 2D square and triangular lattices

we reiterate the distinction between the two using the difference in the average degree of a vertex. In a Cayley tree on N vertices, there are $N/2 + 1$ boundary vertices that have degree 1, and all other vertices have degree 3. The average degree (also known as connectivity) is then

$$c_{CT} = \frac{1}{N} \left[3 \left(\frac{N}{2} - 1 \right) + \left(\frac{N}{2} + 1 \right) \right] = 2 - \frac{2}{N}. \quad (10)$$

For an m -Cayley tree, the bulk vertices have degree m and the boundary vertices have degree 1. For a graph with N vertices, there are $\frac{N(m-2)+2}{m-1}$ boundary vertices, and we recover the above result for arbitrary m .

For a Bethe lattice, however, there is no boundary, and all vertices have the same degree, m , giving

$$c_{BL} = m. \quad (11)$$

In the thermodynamic limit of the Cayley tree, we approach $c = 2$ for any m , which is identical to the connectivity of a 1D chain. This is one way of understanding why the Cayley tree has the same partition function as the 1D chain. Another way is using the equivalence established in Sec. III.

Below we develop the linked cluster expansion for these $m = 3$ lattices and obtain the partition function for the Cayley Tree and the Bethe Lattice.

A. Cayley tree

First, we calculate multiplicities for the Cayley tree and show that we indeed reproduce the result of a 1D lattice.

Consider a Cayley tree with N' vertices. We have $M'_{g_1} = N'/N' \rightarrow 1$. For g_2 , we count a total of $N' - 1$ edges (each edge is a g_2) giving us $M'_{g_2} = (N' - 1)/N' \rightarrow 1$ in the limit of large N' . For g_3 , each vertex has three ways of embedding g_3 , except the boundary vertices. We therefore have to subtract $N'/2 + 1$ vertices since one cannot embed a g_3 centered on a boundary vertex. This gives us $M'_{g_3} = 3(N'/2 - 1)/N' \rightarrow 3/2$. The calculation becomes more tedious from here onwards due to increasing

complexity of the clusters. Table II shows the multiplicities for some higher order clusters. However, as noted






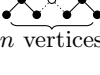
Cluster	$M'_{c,CT}$	$M'_{c,BL}$
	1	1
	1	3/2
	3/2	3
	2	6
	1/2	1
 n vertices	$\begin{cases} 2^{\frac{n}{2}-1}, & n \text{ even}, n \geq 2 \\ 3 \cdot 2^{\frac{n-5}{2}}, & n \text{ odd}, n \geq 3. \end{cases}$	$3 \cdot 2^{n-3}, n \geq 1$

TABLE II. Lattice constants (multiplicities) for various clusters on the Cayley tree ($M'_{c,CT}$) and the Bethe lattice ($M'_{c,BL}$) with $m = 3$.

before, the weights W_3 and beyond vanish for the classical spin-1/2 Ising model, therefore these multiplicities are irrelevant, and we get a partition function:

$$\begin{aligned} -\beta f &= \lim_{N' \rightarrow \infty} \frac{\log Z}{N'} = M'_1 W_1 + M'_2 W_2 \\ &= \log 2 + \log \cosh \beta J \\ &= \log[2 \cosh(\beta J)], \end{aligned} \quad (12)$$

where f is the free energy per unit volume (number of vertices). This result is identical to the 1D chain. Nevertheless, we note that the model has a known critical point that only becomes manifest when we compute the zero-field susceptibility.

B. Bethe lattice

The Bethe lattice is in a sense already in the thermodynamic limit since it does not have a boundary. As seen from the average connectivity, we cannot treat the Bethe lattice as the thermodynamic limit of the Cayley tree. There is no consistent way to define the partition function of a finite part of the Bethe lattice, since that notion is ill-defined. The LCE gives us the partition function per unit volume, so there is some hope that we can effectively divide by the already infinite volume since we do not take a limit in the process.

An application of the LCE gives us a different multiplicity $M'_{g_2} = 3/2$ on the Bethe lattice; each vertex is connected to three edges, and each edge is double counted. We cannot use the “edge counting” method we used for the Cayley tree because one cannot terminate the Bethe lattice. More generally, we cannot calculate the total number of ways of embedding a given cluster in a “finite but large” graph and then divide out by the volume and take the limit. A “finite but large” graph does not exist for the Bethe lattice. In order to calculate multiplicities, we have to work “intensively” by counting the number of ways to embed a given cluster at a given vertex and then

correcting for any multiple-counting. For the case of a lattice whose boundary is always negligible in the limit (1D chain, square, etc.) these two methods coincide.

Further, since W_3 and above are zero, we do not need to calculate higher multiplicities (see Table II for some of these; we use them in the susceptibility calculation in Section V), and we end up with a partition function per unit volume given by

$$-\beta f = \log 2 + \frac{3}{2} \log \cosh(\beta J) \quad (13)$$

where f is the free energy per site. This, remarkably, is the correct free energy for the Ising model on the Bethe lattice[1]. The result is an analytic function of β and therefore one might naively assume that there is no phase transition for $\beta < \infty$. However, this is a known oddity with the Ising model on the Bethe lattice, and the model indeed has a finite temperature phase transition that only becomes manifest when one computes the zero-field magnetic susceptibility.

We note generally that in an Ising model with a phase transition, at $T < T_c$, in the absence of an external magnetic field, there is nothing to break the symmetry to determine whether the majority of the spins point up or down. On a finite lattice, one could pin boundary spins, but we do not have that luxury on the Bethe lattice. The only option we're left with is to calculate the free energy in the presence of a magnetic field, find the susceptibility, and study it for non-analyticity.

V. ISING MODEL WITH A MAGNETIC FIELD

We now turn on a small magnetic field $H \ll J$ and study the free energy in the presence of this small field:

$$H = - \sum_{\langle ij \rangle} J s_i s_j - H \sum_j s_j \quad (14)$$

For $J > 0$, the model is ferromagnetic. At zero temperature, all spins are aligned and point along the external field. Note that in the presence of a magnetic field, the conditions for Theorem 1 no longer hold and generally the tree is not equivalent to a 1D chain. In principle then, the partition function on all branched clusters will have to be calculated separately, and one does not generally expect their weights to go to zero. Nevertheless, a simplification occurs at lowest order in the external field.

Since the free energy has to be an even function of H , we will keep terms to $O(H^2)$ and discard the rest. We begin with the 1D chain.

A. 1D chain

We study the weights for graphs g_1 , g_2 , and g_3 . Denoting $\log Z_g = -\beta F_g$ for a graph g , and switching to

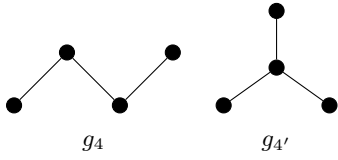


FIG. 4. 4-vertex graphs

variables $K = \beta J$ and $h = \beta H$, we have

$$\begin{aligned}
-\beta F_{g_1} &= \log 2 + \log \cosh(h) \approx \log 2 + \frac{h^2}{2}, \\
-\beta F_{g_2} &\approx \log[4 \cosh(K)] + h^2[1 + \tanh(\beta J)], \\
-\beta F_{g_3} &\approx \log[8 \cosh^2(K)] + \\
&\quad \frac{h^2}{4} \cosh^{-2}(K)[1 + 5 \cosh(2K) + 4 \sinh(2K)].
\end{aligned} \tag{15}$$

Calculating the weights, we get

$$\begin{aligned}
W_{g_1} &= \log 2 + \frac{h^2}{2}, \\
W_{g_2} &= \log \cosh(K) + h^2 \tanh(K), \\
W_{g_3} &= h^2 \tanh^2(K).
\end{aligned} \tag{16}$$

In this case, W_3 does not go to zero to $O(h^2)$. This is to be expected. At the next level to the same order in h , we get

$$W_{g_4} = h^2 \tanh^3(K). \tag{17}$$

Carrying on, at generic order $n \geq 3$, we get

$$W_{g_n} = h^2 \tanh^{n-1}(K), \tag{18}$$

giving

$$\begin{aligned}
-\beta f_{1D} &= \sum_{j=1}^{\infty} W_j \\
&= \log[2 \cosh(K)] + h^2 \left[\frac{1}{2} + \sum_{j=1}^{\infty} \tanh^j(K) \right] \\
&= \log[2 \cosh(K)] + \frac{h^2}{2} e^{2K},
\end{aligned} \tag{19}$$

where we can sum the series for all $0 \leq K < \infty$, since $\tanh(K) < 1$ in this range. We can obtain the low-field magnetization density by

$$m_{1D} = -\beta \frac{\partial f_{1D}}{\partial h} = h e^{2K} = \frac{H}{k_B T} e^{2J/k_B T}. \tag{20}$$

There are clearly no singularities in T at $h = 0^+$, consistent with the fact that there is no ordered phase for $T > 0$ and zero field for the 1D chain.

B. Cayley tree

Considering only the chain like clusters (a direct calculation of branched clusters at this order shows that they do not contribute to the weights; see Appendix A), we use the weights derived above and calculate the free energy density from the multiplicities in Table II to get

$$\begin{aligned}
-\beta f_{CT} &= \log[2 \cosh(K)] + \frac{h^2}{2} \left[1 + \right. \\
&\quad \left. + \left\{ \frac{1}{\tanh(K)} + \frac{3}{2} \right\} \sum_{j=1}^{\infty} 2^j \tanh^{2j}(K) \right].
\end{aligned} \tag{21}$$

The above sum converges for $2 \tanh^2(K) < 1$. We get

$$-\beta f_{CT} = \log[2 \cosh(K)] + \frac{h^2}{2} \frac{\{1 + \tanh(K)\}^2}{1 - 2 \tanh^2(K)}. \tag{22}$$

The above expression has a singularity at $K_{c,CT} = \tanh^{-1}(1/\sqrt{2})$ indicating a critical point. This is in fact a well-known result, and what we see here is only the first of a chain of critical points from $K_{c,CT}$ to $K_{c,BL}$ obtained in the next section[24]. The other critical points appear at higher order in h and for $K < K_{c,CT}$. However, at higher order, the branched clusters cannot be neglected and it is not straightforward to obtain the other singularities analytically using this method.

C. Bethe lattice

First, we note that the multiplicity for g_3 on the Bethe lattice is given by $M'_{g_3} = 3$ since we can embed g_3 in 3 ways at every vertex. For g_4 , we note that starting at any vertex of the Bethe lattice, we can choose a ‘‘path’’ for g_4 in $3 \times 2 \times 2$ ways. Since the opposite path exists starting at a different vertex, this path is double counted, giving $M'_{g_4} = 6$. In fact, this can be immediately generalized to all the chain graphs, $M'_{g_n} = 3 \times 2^{n-3}$ for $n \geq 2$. The graphs with branches are a little more complicated. $g_{4'}$ embeds uniquely at every vertex, and therefore, $M'_{g_{4'}} = 1$. Note that for the chain graphs, the multiplicities rise exponentially. For the branched graphs, however, each time a new branch is introduced the multiplicity falls because the Bethe lattice has a very specific branching structure. For a fixed branch structure, the multiplicities grow as we make the chain longer; each branched structure then produces its own cascade of chains.

We begin by only considering the chain graphs since, like for the Cayley Tree, the branched clusters do not contribute at this order in h . This leads to a free energy

given by

$$-\beta f_{\text{BL}} = \log 2 + \frac{3}{2} \log \cosh(K) + h^2 \left[\frac{1}{2} + \frac{3}{4} \sum_{j=1}^{\infty} (2 \tanh K)^j \right]. \quad (23)$$

The sum in the equation above can only be carried out for $0 \leq K < \tanh^{-1}(1/2)$ signaling the possibility of a finite temperature phase transition. For K in this range, we get

$$-\beta f_{\text{BL}} = \log 2 + \frac{3}{2} \log \cosh(K) + \frac{h^2}{2} \frac{1 + \tanh(K)}{1 - 2 \tanh(K)}. \quad (24)$$

The corresponding zero-field susceptibility is given by

$$\chi_{\text{BL}} = \beta \frac{1 + \tanh(K)}{1 - 2 \tanh(K)}. \quad (25)$$

As indicated above, the 0-field susceptibility has a sin-

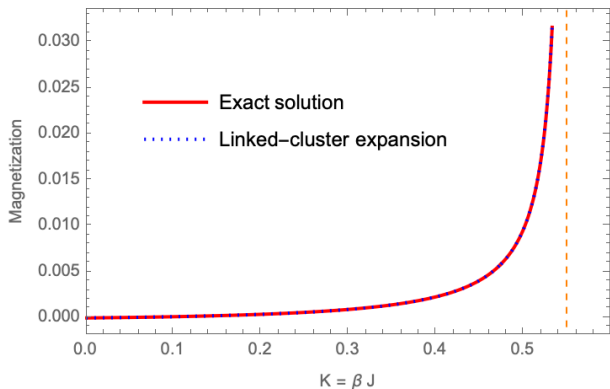


FIG. 5. Magnetization as a function of inverse temperature $K = \beta J$ in the disordered phase up to the critical point for $m = 3$. Note that the two methods indicated give exactly the same results. In this plot, $h/K = 0.001$. As $h/K \rightarrow 0$, we are able to access regions closer to the critical point. The orange dotted line marks the critical point. The equality between the two methods holds for $m > 3$.

gularity as $K_c = \beta_c J \rightarrow \tanh^{-1}(1/2)$ from below, precisely the temperature of the known phase transition of the Ising model on the Bethe lattice[1]. For $T \rightarrow \infty$, we retrieve the result of the 1D chain as one can check from a high temperature expansion, since at infinite temperature, the spins are all uncorrelated and the magnetization per unit volume is proportional to the external field and inversely proportional to the temperature. In fact, we will see that we recover the correct low-field magnetization for $T > T_c$, i.e., the unordered phase (see Fig. 5). Our calculation thus far cannot predict the free energy for the ordered phase or the correct magnetization discontinuity at the critical point. Indeed, our formula gives us the unphysical result that the magnetization density goes to infinity at the critical point. Nevertheless, we are able to extract the critical temperature.

For an m -Bethe lattice, the chain graphs g_n for $n \geq 2$ have multiplicities given by $M'_{g_n} = m(m-1)^{n-2}/2$. Considering again only the chain-like graphs (the branched clusters do not contribute at this order for all m), we can find the corresponding free energy

$$-\beta f_{m\text{BL}} = \log 2 + \frac{m}{2} \log \cosh(K) + \frac{h^2}{2} \left[\frac{1 + \tanh(K)}{1 - (m-1) \tanh(K)} \right]. \quad (26)$$

We therefore obtain a critical temperature of

$$\beta_c J = \tanh^{-1} \left(\frac{1}{m-1} \right) = \frac{1}{2} \log \left(\frac{m}{m-2} \right). \quad (27)$$

where the second equality is the more familiar form of this expression.

The linked-cluster expansion therefore not only gives us the critical point, but also does much better than a high temperature expansion, giving us the low-field result in the entire disordered phase for arbitrary m with minimal effort. Methods using self-similarity (the general approach to the exact solution) can give us the same results (see e.g. Refs.[21],[24]). However, the LCE shows us what clusters contribute to the critical point. We reiterate that we are able to produce the results of a mean-field Bethe-Peierls approximation for the disordered phase close to the phase transition at small fields without engaging with the self-similar nature of the lattice (equivalent to the consistency conditions imposed in the Bethe approximation). In fact, we only consider all possible linear chains, and our result derives purely from the combinatorics of placing these linear chains in m -Bethe lattices. The various branched clusters do not appear to contribute to the critical temperature, since it is a zero-field property.

VI. CONCLUSIONS

In this work, we extend the linked cluster expansion to tree graphs, and obtain lattice constants and multiplicities of the various cluster embeddings. In particular, we show how the subtle difference between the Cayley tree and Bethe lattice can be captured using this method, leading to different results for the corresponding partition functions. The derived lattice constants can be applied to any classical or quantum model on these trees, since they depend only on the lattice structure and not the Hamiltonians or the observables calculated, therefore laying the groundwork for several future studies that will potentially extend the precision of numerical approximations.

The Ising model on the Cayley tree and Bethe lattice have been extensively studied (despite some confusion in the literature about how these lattices are defined, especially the language surrounding thermodynamic limits), and their critical properties are well known. Nevertheless, in this work, our use of the linked cluster expansion

has revealed several interesting insights about these models.

First, we have shown that for a classical spin Hamiltonian that can be cast in the form of Eq. (3), any finite tree lattice can be mapped onto an equivalent 1D lattice for the purpose of computing the partition function, and all properties derived from it. This result explains why branched clusters and cluster with more than 3 vertices do not contribute to the LCE for trees in the absence of an external magnetic field. We use this to show that the finite m -Cayley tree in the absence of an external magnetic field is similar to a 1D chain on the same number of vertices, and has the same free energy. Nevertheless, in the thermodynamic limit, even though the free energy stays identical to that of the 1D chain, the model develops a nontrivial singularity in the zero-field susceptibility that can be analytically obtained using the LCE, showing a departure from the 1D chain. We then show that the same method applied to the Bethe lattice provides a different free energy solely from the different combinatorics

of embedding clusters.

We see that the linked cluster expansion, despite being a “series” type of approximation method that progressively counts larger finite clusters, is capable of providing correct solutions for models where neither a finite lattice, or a thermodynamic limit are well-defined, indicating that it achieves an elimination of boundary contributions at every stage or order of the expansion. This feature of the LCE is the reasons why it overcomes the large $[O(1/N)]$ errors that occur in calculations using a simple finite size extrapolation based on the grand-canonical partition function in open systems, and why we get more rapid convergence to the thermodynamic limit.

We reiterate that we have shown a novel way that the linked cluster expansion can be used, in places where traditional finite size extrapolations are fundamentally inapplicable. We foresee straightforward application of the developments in this work to quantum models, including disordered models, and periodically driven models, thus allowing an alternate method to studying complex phenomena that can be modeled using trees.

-
- [1] R.J. Baxter, *Exactly Solved Models in Statistical Mechanics*, Dover books on physics (Dover Publications, 2007).
- [2] H. B. Thacker, “Exact integrability in quantum field theory and statistical systems,” *Rev. Mod. Phys.* **53**, 253–285 (1981).
- [3] V. E. Korepin, N. M. Bogoliubov, and A. G. Izergin, *Quantum Inverse Scattering Method and Correlation Functions*, Cambridge Monographs on Mathematical Physics (Cambridge University Press, 1993).
- [4] Jaan Oitmaa, Chris Hamer, and Weihong Zheng, *Series Expansion Methods for Strongly Interacting Lattice Models* (Cambridge University Press, 2006).
- [5] Aditi Mitra, “Quantum quench dynamics,” *Annual Review of Condensed Matter Physics* **9**, 245–259 (2018).
- [6] Deepak Iyer, Mark Srednicki, and Marcos Rigol, “Optimization of finite-size errors in finite-temperature calculations of unordered phases,” *Phys. Rev. E* **91**, 062142 (2015); “Erratum: Optimization of finite-size errors in finite-temperature calculations of unordered phases [phys. rev. e 91, 062142 (2015)],” *Phys. Rev. E* **96**, 039903 (2017).
- [7] M. F. Sykes, J. W. Essam, B. R. Heap, and B. J. Hiley, “Lattice Constant Systems and Graph Theory,” *Journal of Mathematical Physics* **7**, 1557–1572 (1966).
- [8] C. Domb, “On the theory of cooperative phenomena in crystals,” *Advances in Physics* **9**, 149–244 (1960); “On the theory of cooperative phenomena in crystals,” *Advances in Physics* **9**, 245–361 (1960).
- [9] B. Tang, E. Khatami, and M. Rigol, “A short introduction to numerical linked-cluster expansions,” *Comput. Phys. Commun.* **184**, 557 (2013).
- [10] M. Rigol, “Quantum quenches in the thermodynamic limit,” *Phys. Rev. Lett.* **112**, 170601 (2014).
- [11] Baoming Tang, Deepak Iyer, and Marcos Rigol, “Thermodynamics of two-dimensional spin models with bimodal random-bond disorder,” *Phys. Rev. B* **91**, 174413 (2015).
- [12] Baoming Tang, Deepak Iyer, and Marcos Rigol, “Quantum quenches and many-body localization in the thermodynamic limit,” *Phys. Rev. B* **91**, 161109 (2015).
- [13] Krishnanand Mallayya and Marcos Rigol, “Numerical linked cluster expansions for quantum quenches in one-dimensional lattices,” *Phys. Rev. E* **95**, 033302 (2017).
- [14] Krishnanand Mallayya and Marcos Rigol, “Prethermalization, thermalization, and fermi’s golden rule in quantum many-body systems,” *Phys. Rev. B* **104**, 184302 (2021).
- [15] Johann Gan and Kaden R. A. Hazzard, “Numerical linked cluster expansions for inhomogeneous systems,” *Phys. Rev. A* **102**, 013318 (2020).
- [16] Liangsheng Zhang, Vedika Khemani, and David A. Huse, “A floquet model for the many-body localization transition,” *Phys. Rev. B* **94**, 224202 (2016).
- [17] R Abou-Chacra, D J Thouless, and P W Anderson, “A self consistent theory of localization,” *Journal of Physics C: Solid State Physics* **6**, 1734–1752 (1973).
- [18] D.M. Basko, I.L. Aleiner, and B.L. Altshuler, “Metal-insulator transition in a weakly interacting many-electron system with localized single-particle states,” *Annals of Physics* **321**, 1126–1205 (2006).
- [19] Samuel Savitz, Changnan Peng, and Gil Refael, “Anderson localization on the bethe lattice using cages and the wegner flow,” *Phys. Rev. B* **100**, 094201 (2019).
- [20] M. Ostili, “Cayley trees and bethe lattices: A concise analysis for mathematicians and physicists,” *Physica A: Statistical Mechanics and its Applications* **391**, 3417–3423 (2012).
- [21] Hirotsugu Matsuda, “Infinite Susceptibility without Spontaneous Magnetization: Exact Properties of the Ising Model on the Cayley Tree,” *Progress of Theoretical Physics* **51**, 1053–1063 (1974).
- [22] Sykes *et al*[7] make a distinction between a strong embedding and a weak embedding. A strong embedding implies that all edges between vertices present in the graph are

present in the cluster, whereas a weak embedding does not require that. The LCE we use relies on weak embeddings.

[23] This results generalizes to the q -state Potts model as can be verified directly by computing $\log Z_N$ for $N = 1, 2, 3, 4, \dots$ and calculating the corresponding weights. By obtaining a formula for $\log Z_N$, we can show that $W_j = 0$ for $j \geq 3$, just as in the spin- $1/2$ classical Ising model.

[24] E. Müller-Hartmann and J. Zittartz, “New type of phase transition,” Phys. Rev. Lett. **33**, 893–897 (1974).

Appendix A: Branched clusters at low field for $m = 3$

In Section VB, we noted that at lowest order in h , the branched clusters do not contribute any weight. For completeness, we show a few examples of this.

1. One branch chains

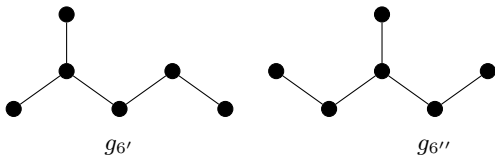


FIG. 6. 6-vertex graphs with one branch

We first consider chains of all lengths that have one branched vertex somewhere along the chain. Fig. 6 shows the two possibilities at $n = 6$. Starting with the smallest

branched cluster, $g_{4'}$, we get for the free energy,

$$-\beta F_{g_{4'}} = 4 \log 2 + 3 \log(\cosh K) + h^2 [2 + 3 \tanh K(1 + \tanh K)] + O(h^4). \quad (\text{A1})$$

The corresponding weight is given by

$$W_{g_{4'}} = -\beta F_{g_{4'}} - 3W_{g_3} - 3W_{g_2} - 4W_{g_1} = O(h^4). \quad (\text{A2})$$

Similarly, for $g_{5'}$, we get

$$-\beta F_{g_{5'}} = 5 \log 2 + 4 \log(\cosh K) + h^2 \left[\frac{5}{2} + 2 \tanh K \{2 + \tanh K(2 + \tanh K)\} \right] + O(h^4). \quad (\text{A3})$$

The corresponding weight is given by

$$W_{g_{5'}} = -\beta F_{g_{5'}} - W_{g_{4'}} - 2W_{g_4} - 4W_{g_3} - 4W_{g_2} - 5W_{g_1} = O(h^4). \quad (\text{A4})$$

This continues to remain true at higher orders, showing that chains extending out on to one side do not contribute to the low-magnetic field free energy. This leaves us with graphs like $g_{6''}$ which, one can show, also have zero weight at this order.

We therefore conclude that at $O(h^2)$ clusters with a single branch do not contribute to the free energy and therefore the magnetization.

2. Two branch chains

A direct calculation of the partition function and the corresponding weights on clusters with two branches reveals that their weights are also zero at $O(h^2)$, leading us to conclude that this is true for all branched chains.