

UFOs: Just Hot Air or Something Meteor?

MICHAEL B. LUND¹

¹Caltech/IPAC-NExSci

editor@actaprimaaprilia.com

Abstract

For much of February 2023, the world was in panic as repeated balloon-like unidentified flying objects (UFOs) were reported over numerous countries by governments that often responded with military action. As a result, most of these craft either escaped or were destroyed, making any further observation of them nearly impossible. These were not the first time balloon-like objects have loomed over Earth, nor are they likely to be the last. This has prompted us to push for a better understanding of UFOs. First we demonstrate that the distribution of balloon incidents and other UFO reports are consistent with being drawn from the same geographic distribution, and further that both of these distributions are consistent with the areas of the Earth that feature the jet stream. Second we show that there are more UFO sightings during meteor showers, as we would expect if meteor showers, already a known source of extraterrestrial material, are being used to provide some manner of distraction to help alien craft enter the Earth's atmosphere without drawing undue attention. These links between alleged balloon incidents, UFO reports, and meteor showers establish a transport pipeline for alien craft from interplanetary and possibly interstellar space to the Earth's surface.

I. INTRODUCTION

THE history of humans and documented observations of UFOs arguably goes back thousands of years (von Däniken, 1969). With such a broad topic, ranging from historical artifacts pointing to their presence in the past (Clarke, 1968; Kubrick, 1968) to current close encounters with UFOs (Hynek, 1972; Spielberg, 1977), we choose to focus on specifically exploring the connections between UFO sightings and reports of lighter-than-air objects and understanding how these sightings can be related to more well-characterized extraterrestrial objects.

There's a long history of objects that have straddled the UFO and lighter-than-air categories; the most famous of which is the Roswell incident which was initially reported as a flying saucer that had been captured by the Roswell Army Air Field (Roswell Daily Record, 1947). However, government officials would quickly reverse course and claim that the object in question was actually a weather balloon (Fort Worth Star-Telegram, 1947).

This was far from the first time that UFOs have been linked to lighter-than-air craft, however, as mysterious airships had been reported as parts of larger waves of UFOs on several occasions. In 1896 and 1897, large regions of the United States saw numerous reports of unidentified craft, often with descriptions matching blimps (Bartholomew, 1998; Kocis, 2020) These reports began in California but quickly spread nationwide (Reece, 2007).

It is to be expected, then, that any such craft would be impacted significantly by wind, and there are key benefits to traveling along the jet stream as this is both faster and more energy efficient (Hunt et al., 2019). The jet stream can be roughly defined as the regions between the subtropical jet at 30° N/S and the polar jet at 50 – 60° N/S (US Department of Commerce, NOAA, 2022). The entire range from 30° to 60° is consistent with the area "categorized by velocity maxima as belonging to a subtropical or polar jet" (Pena-Ortiz et al., 2013). This gives us, then a terrestrial region where we would expect most UFO sightings to occur if they are, indeed, still broadly representative of

a population of lighter-than-air craft.

Now that we have an understanding of how terrestrial locations could correlate with UFO sightings, we must also understand where outside Earth we could expect to be associated with UFOs. Of course, there are some bodies in the Solar System that have been proposed to be alien craft in their own right, such as Phobos (Shklovsky, 1962; Houston, 1959), 1I/'Oumuamua (Loeb, 2022), and asteroid 31/439 (Clarke, 1973). These are not objects, however, that could be confused for objects entering the Earth's atmosphere. Instead, we are more interested in situations where an alien craft could be shielded on a planetary approach by being close to, behind, on, or inside of a naturally occurring body. Two prominent candidates that have been put forward for this are asteroids (Kershner, 1980) and comets (Muren, 1987; Achenbach et al., 1997). These are particularly well-suited because they provide cover via meteor showers.

Meteor showers have been documented going back hundreds of years, at least as far back as August 1583, when Songhay historian, Mahmud Al Kati recorded what appears to be a meteor shower occurring after midnight (from an interview in del Castillo (2002)):

In the year 991 [1583 A.D.] in God's month of Ragab the Goodly [August] after half the night passed, stars flew around the sky as if fire had been kindled in the whole sky – east, west, north and south. It became a mighty flame lighting up the earth and people were extremely disturbed by that. It continued until after dawn.

However, the first to make the strong argument that meteor showers were necessarily of extraterrestrial origins may not have been prior to the 1830s, when Denison Olmsted synthesized multiple observations on November 13, 1833 of what is now known as the Leonids (Olmsted, 1834). If UFOs are indeed needing to have some sort of distraction in order to

make their approaches to Earth, we should then expect that there are more UFO sightings associated with meteor showers than the baseline rate of sightings.

In this paper, we look at over 80,000 UFO sightings and how these correlate with 2023 reports of high-altitude balloons and the jet stream in order to examine if UFOs and alleged high-altitude balloons may, in fact, represent the same underlying population of craft. We also try to better understand the origins of these objects by looking at how these observations relate to meteor showers. In Section II.1, we provide overviews of the various data sets that we use for UFO sightings, balloon incidents, and meteor showers. We then compare these data sets in Section II.2 and discuss the implications of this in Section III. Finally we summarize this work in Section IV.

II. METHODS

II.1. Data

II.1.1 UFO Sightings

There have been multiple attempts to document the scope of UFO sightings, going back as far as the Condon Report's summary of the United States Air Force's Project Blue Book database of UFO sightings (Condon and Gillmor, 1969). More recent attempts include the over 80,000 sightings that have been extracted from the National UFO Reporting Center (NUFORC) database and made available as a kaggle data set¹. In this data set, sightings include a description of the sighting as well as the date and time of the sighting and the location, including latitude and longitude. The dates are subsequently converted to day of year as part of our analysis. This data set has a very long baseline, with the earliest reported sightings from 1906, but the vast majority of sightings come from the last decade or so of the data set, as shown in Figure 1. The full geographic distribution of UFO sightings on Earth are displayed in Figure 2. This data set also includes

¹<https://www.kaggle.com/datasets/NUFORC/ufo-sightings/versions/2>

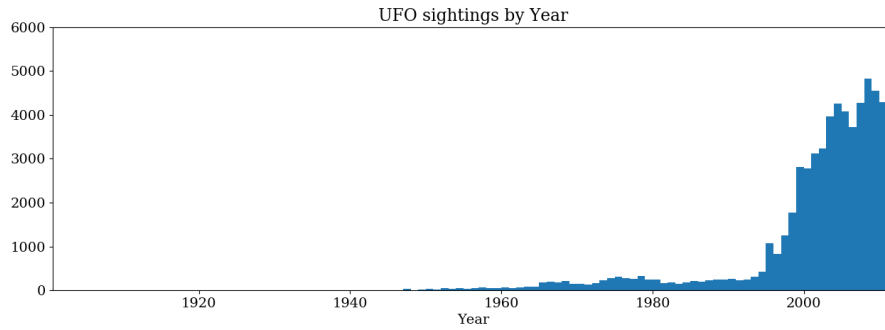


Figure 1: UFO sightings as a function of year in NUFORC data set.

UFO Sightings and Balloon Incidents

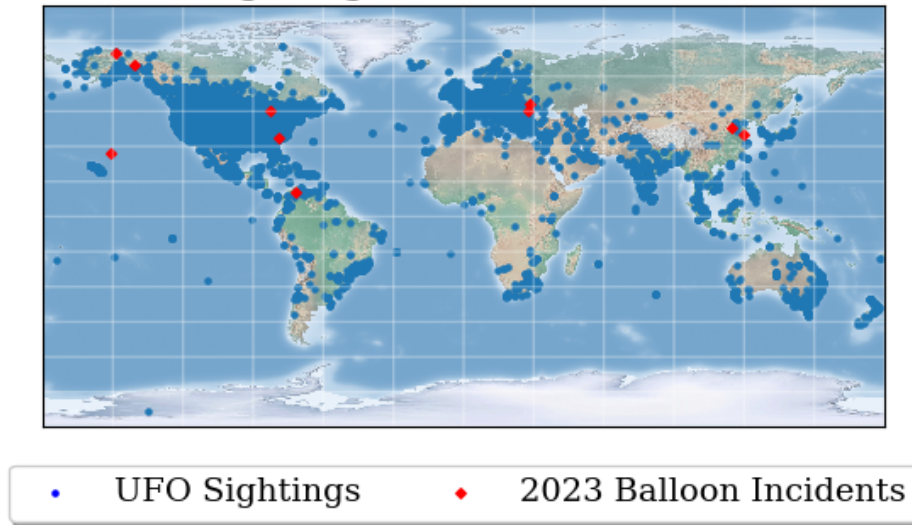


Figure 2: UFO Sightings in the NUFORC data set are marked with blue dots. 2023 "Balloon" incidents are marked with red diamonds.

parameters such as shape and duration, however these are beyond the cursory scope of this paper.

II.1.2 2023 "Balloon" Incidents

Over the course of February 2023, there were numerous reports of high-altitude objects over

²https://en.wikipedia.org/wiki/List_of_high-altitude_object_events_in_2023

multiple countries and creating significant concerns about airspace security². According to most government claims, the explanation for these events were alleged to be balloons of some kind, but yet the true nature of these objects often were unidentified, either because these objects were destroyed or because these objects escaped. We include a full table of these objects in Table 1, using locations and coordinates corresponding to the last position reported.

II.1.3 Meteor Showers

While there are nearly three dozen meteor showers, we only look at prominent meteor showers as defined by an article in Sky & Telescope forecasting 2022 meteor showers and partially reproduced here in Table 2 (Beatty, 2021). From this list of meteor showers, we take the peak or central date of each meteor shower and then convert this to a corresponding day of year. We also include the listed host bodies; of the twelve major meteor showers, 10 of the identified objects are unambiguously identified as comets and the other two are asteroids (denoted with italics on the table). Of the two remaining objects, 2003 *EH*₁ is a near-Earth object that has also been identified as potentially being the extinct remnants of comet C/1490 Y1 and linking the Quadrantids with a comet as well (Jenniskens, 2004).

II.2. Analysis

We begin by first exploring the overlap of UFO sightings and balloon incidents, as well as how this corresponds to the earth's jet streams, as the jet streams would be the areas where balloons, or balloon-like objects, would be most useful. We begin by looking at what fraction of the Earth is represented by the band of the atmosphere where the jet streams can be found.

Per Stack Exchange³ (as is the standard way to resolve most moderate math questions), the area of a sphere between two latitudes can be

expressed with the following equation:

$$Area = 2\pi r \int_{\theta=lat_1}^{lat_2} \cos(\theta) d(\theta) \quad (1)$$

This can then be simplified to:

$$Area = 2\pi r (\sin(lat_1) - \sin(lat_2)) \quad (2)$$

However, as we only are interested in what fraction of the Earth's surface this corresponds to, this is more usefully expressed with the following:

$$FractionalArea = \frac{(\sin(60^\circ) - \sin(30^\circ))}{(\sin(90^\circ) - \sin(0^\circ))} \quad (3)$$

When this is calculated, we get that 36.6% of the Earth's surface is in the regions that would have the jet streams overhead. In contrast, though, we find that 91.1% of UFO sightings took place in this same region, and this heavy overlap is visible in Figure 3. This represents a very high correlation between the location of the jet stream and UFO sightings.

In Figure 3 we can also see that not only is there significant overlap between the UFO sightings distribution (in blue) and the jet streams (green regions), but also that the "balloon" incidents in 2023 largely took place in the same latitudes. Six of the ten balloon incidents occurred within the latitude range of the jet streams.

We next directly compared the "balloon" incidents and the UFO sightings. We conducted a Kolmogorov-Smirnov test to see if the "balloon" incidents could represent the same latitude distribution as the UFO sightings (Kolmogorov, 1933; Smirnov, 1948). Given the p-value of 0.16, we are unable to reject the null hypothesis that UFO sightings and "balloon" incidents are the same underlying distribution and so it is still consistent that these represent different kinds of observations of the same population of objects.

Now that we have statistically linked the "balloon" incidents, UFO sightings, and the jet stream, we can then move on to linking these terrestrial observations with their extraterrestrial sources. To do this, we look at how UFO

³User Rahul Madhavan on April 21, 2021 in post <https://math.stackexchange.com/questions/4102850/area-of-surface-between-two-lines-of-latitude>

Table 1: February 2023 Balloon Incidents

Date	Location	Latitude	Longitude
02/03/23	Maracaibo, Venezuela	11	-72
02/04/23	South Carolina, USA	34	-79
02/10/23	Deadhorse, Alaska, USA	70	-149
02/11/23	Yukon, Canada	65	-141
02/12/23	Lake Huron, Canada	45	-82
02/12/23	Shandong, China	35	120
02/14/23	Romania	45	28
02/14/23	Moldova	48	28
02/16/23	Shijiazhuang, China	38	115
02/16/23	Hawaii, USA	27	-151

Table 2: Meteor Showers and Associated Bodies

Meteor Shower	Central Date	Day of Year	Parent Body
Quadrantids	Jan 3	3	2003 EH ₁
Lyrids	Apr 22	112	Thatcher (1861 I)
Eta Aquariids	May 6	126	1P/Halley
Tau Herculids	May 31	151	73P/Schwassman-Wachmann
Delta Aquariids	Jul 30	211	96P/Machholz
Perseids	Aug 13	225	109P/Swift-Tuttle
Southern Taurids	Oct 13	225	2P/Encke
Orionids	Oct 21	294	1P/Halley
Northern Taurids	Nov 5	309	2P/Encke
Leonids	Nov 18	322	55P/Tempel-Tuttle
Geminids	Dec 14	348	3200 <i>Phaethon</i>
Ursids	Dec 22	356	8P/Tuttle

sightings correspond with meteor showers as in Figure 4. The median number of UFOs observed on a single day of the year (over the cumulative data set, not per year) was 198 reports. For the meteor showers in Table 2, we look at the number of UFOs reported during each meteor shower by first averaging over three days for each shower (the central date \pm 1 day) and then looking at the median of all meteor showers. We find that during meteor showers, the median number of UFO reports per day of the year (again, a cumulative value) is 255.5 reported sightings, or a startling 29% increase over the median number across all days of the year. This provides a powerful link

between UFO sightings and meteor showers.

III. DISCUSSION

Establishing the link between UFOs and modern incidents that have been reported as high-altitude balloons provides a key insight into UFOs. Most importantly, this explains why we observe UFOs so frequently between 30° and 60° N/S, where trade winds would most benefit travel of lighter-than-air craft that can be carried by the wind.

Understanding the relationship between UFOs and meteor showers provide us with an

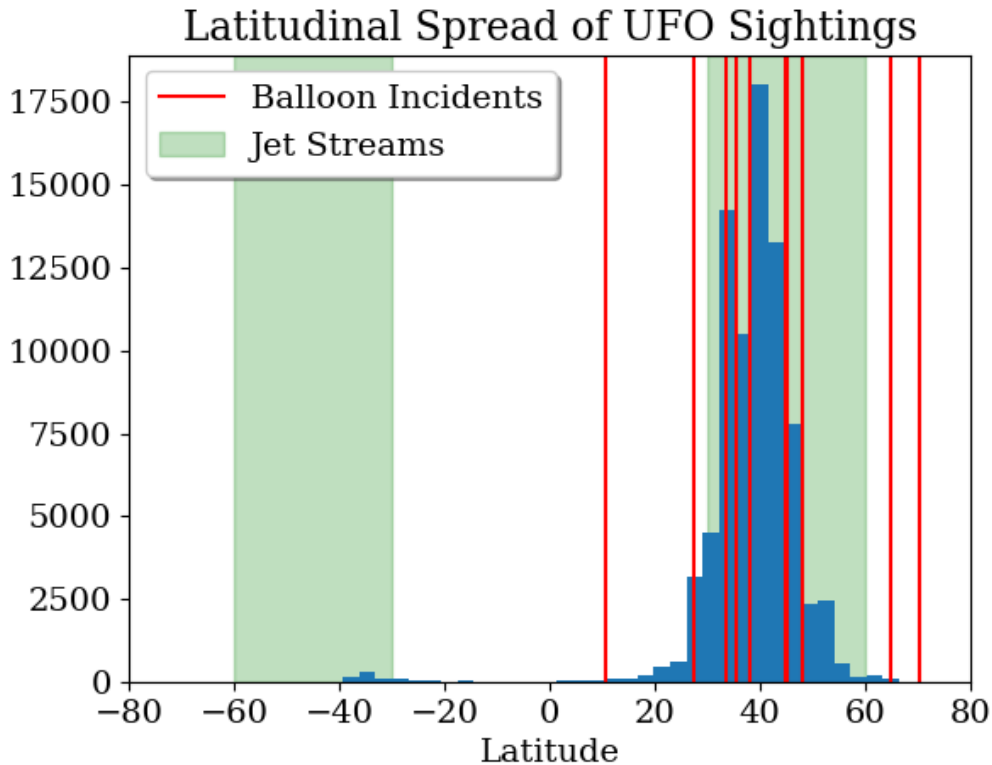


Figure 3: A histogram showing all UFO sightings binned by latitude in blue. Additionally, the standard latitude range of the jet stream (30-60 degrees N/S) are represented by the green regions. Alleged balloon incidents are marked in red and using the locations in Table 1.

additional tool, as we can use bulk studies of meteors to try to also provide incidental data of alien lighter-than-air craft. One of astronomy's most valuable tools in understanding objects, spectroscopy, can be brought to bear on UFOs as meteor spectra have been recorded for well over a century (Pickering, 1897), and these sort of observations have been well-suited to studies of composition (Millman, 1933). This early characterization was used to identify metals in these meteors, but hydrogen and helium were notable non-detections given their common use in terrestrial craft (Millman, 1937).

In more recent observations, hydrogen has been detected in cometary meteoroids, but it has not been detected in asteroidal meteoroids, which suggests that detections of hydrogen represent tracers of water and organic materi-

als (Matlovič et al., 2022). All indications suggest that these meteorites only contain trace amounts of hydrogen, however, and that the bulk composition of hydrogen is only between 0.5% and 1.5% of the total mass; this hydrogen content is far below what would be needed for there to be enough hydrogen to actually provide lighter-than-air capability in any craft (Lee et al., 2021).

With lighter-than-air gases hydrogen and helium eliminated as options, the only option for these balloons to function being that these balloons must be heating some fashion of ideal gases in order to attain sufficient buoyancy for travel in the Earth's atmosphere (CLAPEYRON, 1834). The presence of these heated gases may suggest that infrared detection would be a possible approach for more effective detection and

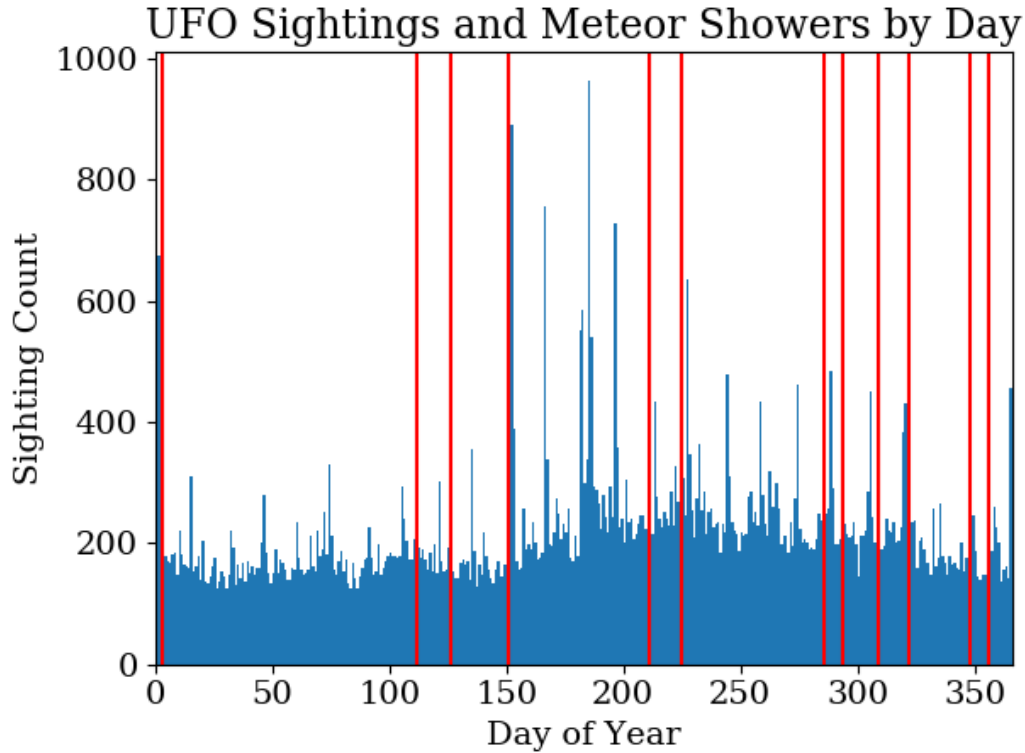


Figure 4: UFO sightings as a function of day of year represented in blue. Red vertical lines correspond to the meteor showers that are included in Table 2.

characterization of UFOs.

IV. SUMMARY

In this work, we have established that both UFO reports broadly and the specific objects observed in February 2023 and sometimes described as high-altitude balloons appear to come from the same distribution of objects that are most likely to be located in parts of the Earth that feature the jet stream, where balloons would be most useful. We also demonstrate a link between the increase of meteors (during meteor showers) and the increase in reported UFOs. Combined, these results suggest that reported UFOs are frequently lighter-than-air craft that use meteor showers as a screen to enter the Earth's atmosphere and possibly

use their host bodies to cloak their approaches towards Earth.

V. ACKNOWLEDGEMENTS

The author wishes to thank Kyle Conroy for feedback on this manuscript.

This research has made use of NASA's Astrophysics Data System.

Software: matplotlib (Hunter, 2007), numpy (Oliphant, 2006), pandas (McKinney, 2011), scipy (Virtanen et al., 2020)

REFERENCES

Achenbach, J., Goodstein, L., and Fisher, M. (1997). Group Awaited Spacecraft Behind Comet. Washington Post.

- Bartholomew, R. E. (1998). Michigan and the Great Mass Hysteria Episode of 1897. Michigan Historical Review, 24(1):133–141.
- Beatty, J. K. (2021). The Best Meteor Showers of 2022. Sky & Telescope.
- CLAPEYRON, E. (1834). Memoire sur la puissance motrice de la chaleur. Journal de l'Ecole Polytechnique, 14:153–190.
- Clarke, A. C. (1968). 2001: A Space Odyssey. New American Library.
- Clarke, A. C. (1973). Rendezvous with Rama. Gollancz.
- Condon, E. U. and Gillmor, D. S. (1969). Final report of the scientific study of Unidentified Flying Objects, conducted by the University of Colorado under contract to the United States Air Force. Bantam Books.
- del Castillo, D. (2002). Decaying Manuscripts Reveal Africa's Literate History. The Chronicle of Higher Education.
- Fort Worth Star-Telegram (1947). New Mexico Rancher's 'Flying Disk' Proves to Be Weather Balloon-Kite. Fort Worth Star-Telegram.
- Houston, W. S. (1959). The Great Plains Observer.
- Hunt, J. D., Byers, E., Balogun, A.-L., Leal Filho, W., Colling, A. V., Nascimento, A., and Wada, Y. (2019). Using the jet stream for sustainable airship and balloon transportation of cargo and hydrogen. Energy Conversion and Management: X, 3:100016.
- Hunter, J. D. (2007). Matplotlib: A 2D graphics environment. Computing in Science and Engineering, 9(3):99–104.
- Hynek, J. A. (1972). The UFO Experience: A Scientific Inquiry. Time-Life.
- Jenniskens, P. (2004). 2003 EH₁ Is the Quadrantid Shower Parent Comet. AJ, 127(5):3018–3022.
- Kershner, I. (1980). The Empire Strikes Back. Lucasfilm.
- Kocis, D. (2020). Ghost airships of the 1800s. Plane & Pilot.
- Kolmogorov, A. N. (1933). Grundbegriffe der wahrscheinlichkeitrechnung. Ergebnisse der Mathematik.
- Kubrick, S. (1968). 2001: A Space Odyssey. Metro-Goldwyn-Mayer.
- Lee, M. R., Cohen, B. E., Boyce, A. J., Hallis, L. J., and Daly, L. (2021). The pre-atmospheric hydrogen inventory of cm carbonaceous chondrites. Geochimica et Cosmochimica Acta, 309:31–44.
- Loeb, A. (2022). On the Possibility of an Artificial Origin for 'Oumuamua. Astrobiology, 22(12):1392–1399.
- Matlovič, P., Pisarčíková, A., Tóth, J., Mach, P., Čermák, P., Loehle, S., Kornoš, L., Ferrière, L., Šilha, J., Leiser, D., and Ravichandran, R. (2022). Hydrogen emission from meteors and meteorites: mapping traces of H₂O molecules and organic compounds in small Solar system bodies. Monthly Notices of the Royal Astronomical Society, 513(3):3982–3992.
- Mckinney, W. (2011). pandas : a Foundational Python Library for Data Analysis and Statistics. (January 2011).
- Millman, P. M. (1933). The Spectra of Meteors. JRASC, 27:150.
- Millman, P. M. (1937). An analysis of meteor spectra. Annals of Harvard College Observatory, 82:113–147.
- Muren, D. (1987). Star Tours. Walt Disney Imagineering.
- Oliphant, T. E. (2006). Guide to NumPy. Trelgol Publishing.
- Olmsted, D. (1834). Observations of the meteors of November 13, 1833. American Journal of Science, 25:354–411.

- Pena-Ortiz, C., Gallego, D., Ribera, P., Ordonez, P., and Alvarez-Castro, M. D. C. (2013). Observed trends in the global jet stream characteristics during the second half of the 20th century. Journal of Geophysical Research: Atmospheres, 118(7):2702–2713.
- Pickering, E. C. (1897). Spectrum of a Meteor. Harvard College Observatory Circular, 20:1–2.
- Reece, G. L. (2007). UFO religion: Inside flying saucer cults and culture. I.B. Tauris.
- Roswell Daily Record (1947). RAAF Captures Flying Saucer On Ranch in Roswell Region. Roswell Daily Record.
- Shklovsky, I. S. (1962). The Universe, Life, Intelligence. USSR Academy of Sciences.
- Smirnov, N. (1948). Table for Estimating the Goodness of Fit of Empirical Distributions. The Annals of Mathematical Statistics, 19(2):279 – 281.
- Spielberg, S. (1977). Close Encounters of the Third Kind. Columbia/EMI.
- US Department of Commerce, NOAA (2022). The jet stream.
- Virtanen, P., Gommers, R., SciPy 1.0 Contributors, et al. (2020). SciPy 1.0: Fundamental Algorithms for Scientific Computing in Python. Nature Methods, 17:261–272.
- von Däniken, E. (1969). Chariots of the gods?: Unsolved mysteries of the past. Bantam.