

Reference frames in general relativity and the galactic rotation curves

L. Filipe O. Costa* and José Natário†

CAMGSD, Departamento de Matemática, Instituto Superior Técnico, 1049-001 Lisboa, Portugal

F. Frutos-Alfaro‡

Space Research Center (CINESPA), School of Physics,
University of Costa Rica, 11501 San José, Costa Rica.

Michael Soffel§

Lohrmann Observatory, Dresden Technical University, 01062 Dresden, Germany

(Dated: January 29, 2024)

The physical interpretation of the exact solutions of the Einstein field equations is, in general, a challenging task, part of the difficulties lying in the significance of the coordinate system. We discuss the extension of the International Astronomical Union (IAU) reference system to the exact theory. It is seen that such an extension, retaining some of its crucial properties, can be achieved in a special class of spacetimes, admitting nonshearing congruences of observers which, at infinity, have zero vorticity and acceleration. As applications, we consider the Friedmann–Lemaître–Robertson–Walker (FLRW), Kerr and Newman–Unti–Tamburino (NUT) spacetimes, the van Stockum rotating dust cylinder, spinning cosmic strings and, finally, we debunk the so-called Balasin-Grumiller (BG) model, and the claims that the galaxies’ rotation curves can be explained through gravitomagnetic effects without the need for dark matter. The BG spacetime is shown to be completely inappropriate as a galactic model: its dust is actually *static* with respect to the asymptotic inertial frame, its gravitomagnetic effects arise from unphysical singularities along the axis (a pair of NUT rods, combined with a spinning cosmic string), and the rotation curves obtained are merely down to an invalid choice of reference frame — the congruence of zero angular momentum observers, which are being dragged by the singularities.

CONTENTS

I. Introduction	1	2. Mass and angular momentum	17
II. PN approximation: the IAU reference systems	2	3. Singularities	20
III. Reference frames in the exact theory	3	4. CTC’s and the “forbidden” ZAMO region	20
A. Observers, observer congruences, and “tetrad” frames	3	5. Origin of the gravitomagnetic effects	21
B. Coordinate systems	3	6. Staticity mechanism	22
C. Time and clock synchronization	4	7. Origin of the claimed “flat rotation curves”	23
D. Generalization of the IAU system to the exact theory	5	V. Conclusions	24
E. Stationary spacetimes	7	Acknowledgments	24
1. “Gravitoelectromagnetic” (GEM) fields	7	A. Electromagnetic analogue of the BG solution	24
2. Zero angular momentum observers (ZAMOs)	9	1. An infinite solenoid plus a pair of rods with opposite magnetic charges	24
F. Relative velocities	9	2. An infinite solenoid plus an array of semi-infinite solenoids	25
G. Rotation curves	11	B. Kretschmann scalar of the BG solution	26
IV. Examples	11	References	27
A. Kerr spacetime	11		
B. NUT spacetime	13		
C. The van Stockum rotating cylinder	14		
D. Cosmic string	15		
E. The Balasin-Grumiller “galactic” toy-model	16		
1. The dust is <i>static</i>	16		

I. INTRODUCTION

As it replaced Newtonian mechanics as the state of the art theory of gravitation, general relativity brought along equations allowing for a more precise description of gravitational phenomena, at the cost, however, of a mathematical complexity effectively preventing their full use in actual astrophysical scenarios. Since then, two fields have evolved parallelly in a largely separate way: one, finding and mathematically characterizing exact solutions of the Einstein field equations [1–3], which in most cases do not correspond to realistic physical systems (or whose physical significance is not totally clear);

* lfilipecosta@tecnico.ulisboa.pt

† jnatar@math.ist.utl.pt

‡ francisco.frutos@ucr.ac.cr

§ michael.soffel@tu-dresden.de

and the other, approximate methods such as post-Newtonian theory, for actual astrophysics. Examples of the former are, besides the best understood black hole and cosmological exact solutions, most instances of the Plebański-Demiański solutions, such as the C -metric [2, 4, 5] (interpreted as pair of accelerating black holes, but possessing both radiative and static regions with a challenging interpretation); the van Stockum [6], Levi-Civita and Lewis metrics [2, 7–11] and their relationships (in some limits known to describe the field of infinite cylinders, not so clear in others [2], in all cases exhibiting perplexing features), the Gödel solution [12] (with its counterintuitive homogeneous rotation and anti-Machian features), the NUT spacetime (with its gravitomagnetic monopole, and the different versions of its line singularity, whose physical interpretation is an open question) and, more recently, the so-called Balasin-Grumiller (BG) model [13], and the extraordinary claims that it can partially, or even totally explain the galaxies’ flat rotation curves without the need for dark matter [13–15]. Part of the difficulties lie in the coordinate system and its interpretation, as seen to be the case, for instance, in the Lewis-Weyl [11] or in the C -Metric [4]. Even in the simplest solutions, such as de Sitter universe, which is maximally symmetric and represents a homogeneous isotropic expanding universe, subtleties arise: it is well known to admit (within a cosmological horizon) a coordinate system where it is explicitly time-independent (being thus static therein), as well as to take an anisotropic form in other standard coordinate systems [2]. Setting up meaningful reference frames is crucial to make sense of the solutions, and understand whether they can be reasonable models for some astrophysical settings. We shall see that its misunderstanding is indeed also at the origin the crucial misconception leading to the BG galactic model.

These issues do not arise, on the other hand, in post-Newtonian theory [16–21], equipped with reference frames (“PN frames”) as close as possible to inertial, and having axes fixed with respect to distant reference objects (either stars or quasars). By being a weak field and slow motion approximation, its regime of validity is however limited, and the way it is usually formulated relies moreover on asymptotic flatness. Indeed, gravitational effects outside the realm of validity of such approximation are important in an observational context. The state of the art ICRS reference system uses quasars as reference objects, which are at a distance where cosmological expansion becomes important. The advent of gravitational wave detectors will also expose to observational scrutiny strong field effects such as those in the latter stage of black hole or neutron star inspirals, global gravitational effects (sometimes regarded as topological defects [22, 23]) such as those produced by hypothetical cosmic strings, whose detection can be within the reach of LISA and pulsar timing arrays [24–26], or gravitomagnetic monopoles, which are not described by asymptotically flat metrics.

Here we discuss the possible generalization of the IAU system to the exact theory. We shall see that, even though not possible generically, suitable reference frames retaining important properties of the PN frames — namely being non-rotating, and having axes fixed to distant reference objects — can be achieved in a special class of spacetimes: those admit-

ting shear-free and *asymptotically* vorticity-free congruences of timelike curves (observers). It encompasses all stationary spacetimes admitting asymptotically inertial Killing congruences, but also expanding, nonstationary solutions. Crucially, asymptotic flatness is not required.

Notation and conventions.— We use the signature $(-+++)$; Greek letters $\alpha, \beta, \gamma, \dots$ denote 4D spacetime indices, running 0-3; Roman letters i, j, k, \dots are spatial indices, running 1-3; $\epsilon_{\alpha\beta\gamma\delta} \equiv \sqrt{-g}[\alpha\beta\gamma\delta]$ is the 4-D Levi-Civita tensor, with the orientation $[1230] = 1$ (in flat spacetime, $\epsilon_{1230} = 1$); $\epsilon_{ijk} \equiv \sqrt{h}[ijk]$ is the Levi-Civita tensor in a 3-D Riemannian manifold of metric h_{ij} . Our convention for the Riemann tensor is $R^\alpha_{\beta\mu\nu} = \Gamma^\alpha_{\beta\nu,\mu} - \Gamma^\alpha_{\beta\mu,\nu} + \dots$. \star denotes the Hodge dual (e.g. $\star F_{\alpha\beta} \equiv \epsilon_{\alpha\beta}^{\mu\nu} F_{\mu\nu}/2$, for a 2-form $F_{\alpha\beta} = F_{[\alpha\beta]}$). The basis vector corresponding to a coordinate ϕ is denoted by $\partial_\phi \equiv \partial/\partial\phi$, and its α -component by $\partial_\phi^\alpha \equiv \delta_\phi^\alpha$.

II. PN APPROXIMATION: THE IAU REFERENCE SYSTEMS

The metric describing the gravitational field of a system of N gravitationally interacting rotating bodies of arbitrary shape and composition can be written, at first post-Newtonian (PN) order and in geometrized units, as [16, 19, 20]

$$\begin{aligned} g_{00} &= -1 + 2w - 2w^2 + O(6); \\ g_{i0} &= \mathcal{A}_i + O(5); \quad g_{ij} = \delta_{ij}(1 + 2w) + O(4), \end{aligned} \quad (1)$$

where $O(n) \equiv O(\epsilon^n)$, ϵ is a small *dimensionless* parameter such that $U \sim \epsilon^2$, U is minus the Newtonian potential, and $w = U + O(4)$ consists of the sum of the Newtonian potential U plus *nonlinear* terms of order ϵ^4 . The bodies’ velocities are assumed such that $v \lesssim \epsilon$ (since, for bounded orbits, $v \sim \sqrt{U}$), and time derivatives increase the degree of smallness of a quantity by a factor ϵ ; for example, $\partial U/\partial t \sim Uv \sim \epsilon U$.

The coordinate system associated to the metric (1) is the basis of the IAU reference system [19, 21, 27–29]. The metric is assumed asymptotically flat, $\lim_{r \rightarrow \infty} g_{\alpha\beta} = \eta_{\alpha\beta}$, so that the coordinate system is inertial at infinity, and the spatial coordinate basis vectors ∂_i have directions fixed (i.e., are “rotationally” locked [30]) to distant reference objects, namely the “fundamental” stars (defining the axes of the Astrographic Catalog of Reference Stars—ACRS) or extragalactic radio sources (mainly quasars, which define the axis of the International Celestial Reference System—ICRS) [21, 27–29, 31–36]. The latter is the state of the art system, since, by being so far away, such extragalactic sources exhibit no detectable angular motion in the sky, to present accuracy.

It should be noted however that, at cosmological scales, the expansion of the universe comes into play, and the asymptotic flatness assumption breaks down. Modifications of the IAU system for accommodating cosmological effects have been proposed in [27, 28, 37], by taking the cosmological expansion as a (tidal) perturbation around the PN metric (1) [37], or by considering perturbations around the flat ($k = 1$) subcase of the FLRW solution [27, 28, 38].

III. REFERENCE FRAMES IN THE EXACT THEORY

In the exact theory one needs to be more refined in some notions — observer family, system of axes, coordinate system — and deal with subtleties one is allowed to partially overlook in PN theory.

A. Observers, observer congruences, and “tetrad” frames

An observer $\mathcal{O}(u)$ is identified with a worldline of tangent vector (i.e., 4-velocity) $u^\alpha = dx^\alpha/d\tau_u$ [33, 39–42]. A reference frame extended over some region requires a family of observers defined at every point therein, i.e., a *congruence* of timelike worldlines [40] (sometimes called a “platform” [33]), whose 4-velocity field we still denote by u^α , see Fig. 1. Differentiation of u^α yields the congruence’s “kinematics,”

$$\nabla_\beta u_\alpha \equiv u_{\alpha;\beta} = -u_\beta a_\alpha - \epsilon_{\alpha\beta\gamma\delta} \omega^\gamma u^\delta + \sigma_{\alpha\beta} + \frac{\theta}{3} h_{\alpha\beta}, \quad (2)$$

$$a^\alpha \equiv \nabla_u u^\alpha = u^\beta u_{\beta;\alpha}; \quad \omega^\alpha = \frac{1}{2} \epsilon^{\alpha\beta\gamma\delta} u_{\gamma;\beta} u_{\delta;\alpha}; \quad (3)$$

$$\sigma_{\alpha\beta} = h_{\alpha}^{\mu} h_{\beta}^{\nu} u_{(\mu;\nu)} - \theta h_{\alpha\beta}/3; \quad \theta \equiv u^\alpha_{;\alpha}, \quad (4)$$

where a^α , ω^α , $\sigma_{\alpha\beta}$, and θ are, respectively, the congruence’s acceleration, vorticity, shear, and expansion scalar. The hyperplanes u^\perp orthogonal to the observers’ worldlines consist of the local rest spaces of each observer (see Fig. 1). Their distribution is nonintegrable in the general case that the observer congruence has vorticity, $\omega^\alpha \neq 0$; i.e., there is in general no hypersurface orthogonal to such congruence. The projection of a tensor in the observers’ rest spaces u^\perp is given by contraction with the tensor

$$h_{\beta}^{\alpha} \equiv \delta_{\beta}^{\alpha} + u^{\alpha} u_{\beta}. \quad (5)$$

This projector is also the metric induced in the distribution of rest spaces u^\perp , with

$$dl = \sqrt{h_{\alpha\beta} dx^\alpha dx^\beta} \quad (6)$$

yielding the distance between neighboring observers as measured by Einstein’s light signaling procedure (radar distance) [43]. Each observer sets in its rest space a system of spatial axes e_i (a set of rods), orthogonal to its worldline, to perform measurements. The transport law for such axes along the observers’ worldlines is in principle arbitrary, and chosen by convenience. This construction provides a vector (“tetrad”) basis $\{\mathbf{u}, e_i\}$, sufficient to measure tensor components; it is sometimes itself called a “reference frame”¹ (e.g. [33], for orthonormal tetrads).

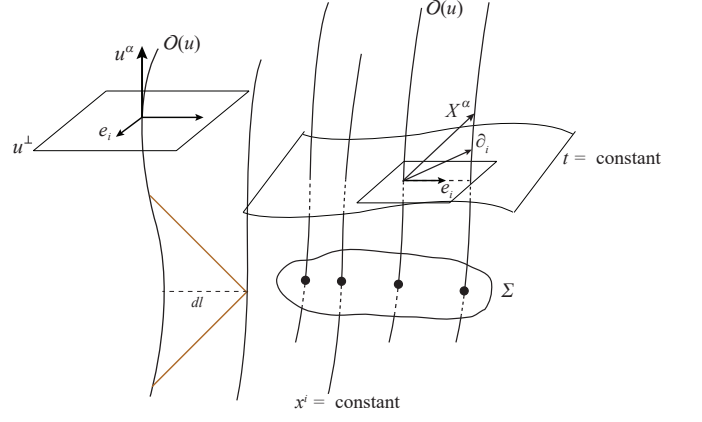


Figure 1. A reference frame. Observers are identified with a congruence of timelike curves (observer worldlines) $\mathcal{O}(u)$ of tangent u^α . The hyperplanes u^\perp orthogonal to $\mathcal{O}(u)$ are the observers’ local rest spaces; therein each observer sets up a triad of spatial axes e_i , which may be orthonormal ($e_i = e_{\hat{i}}$), to perform measurements. The associated coordinate system $\{t, x^i\}$, where the observers are at rest, naturally embodies this construction, $\mathcal{O}(u)$ being the integral lines of ∂_t , and the projection $h_{\beta}^{\alpha} \partial_i^{\beta}$ of the coordinate basis vectors ∂_i onto u^\perp sets up therein a triad of axes pointing to the same *fixed neighboring observer*. It moreover locates events in spacetime, the triplet $\{x^i\}$ labeling which observer, and t where along its worldline. The quotient $\Sigma = \mathcal{M}/\mathcal{O}(u)$ of the spacetime manifold \mathcal{M} by the congruence $\mathcal{O}(u)$ is the “space manifold” — a 3D space where each observer is represented by a point.

B. Coordinate systems

In order to locate events in spacetime (and, e.g., determine intervals between them) one needs, however, a coordinate system $\{x^\alpha\} = \{t, x^i\}$. Coordinate systems naturally embody the construction above: when the basis vector ∂_t is timelike, it is tangent to a congruence of observers $\mathcal{O}(u)$ (the observers at rest in the given coordinates: $u^i = 0 \Rightarrow u^\alpha \propto \partial_t^\alpha$); and the projection of the spacelike coordinate basis vectors ∂_i in the observer’s rest space u^\perp , $h_{\beta}^{\alpha} \partial_i^{\beta}$ (see Fig. 1), yields a system of spatial axis in u^\perp . But it is additionally possible to label events; one can think of the spatial triplet $\{x^i\}$ labeling which observer, and the time coordinate t where along the observer’s worldline. In terms of the coordinates adapted to an arbitrary congruence of observers ($u^\alpha \propto \partial_t^\alpha$, $g_{00} > 0$), the metric tensor can be generically written as

$$ds^2 = -e^{2\Phi(t, x^k)} [dt - \mathcal{A}_i(t, x^k) dx^i]^2 + h_{ij}(t, x^k) dx^i dx^j \quad (7)$$

where $h_{ij} = g_{ij} + e^{2\Phi} \mathcal{A}_i \mathcal{A}_j$ equals the space components of the projector (5).

The quotient of the spacetime manifold \mathcal{M} by the congruence of observer worldlines, $\Sigma = \mathcal{M}/\mathcal{O}(u)$, is the “space manifold”, an abstract 3-dimensional space where each observer worldline $\mathcal{O}(u)$ yields a point, and the triplet $\{x^i\}$ a coordinate system therein.

¹ Sometimes the reference frame is even defined as just the vector field u^α (or, equivalently, the observer congruence), see e.g. [40, 44].

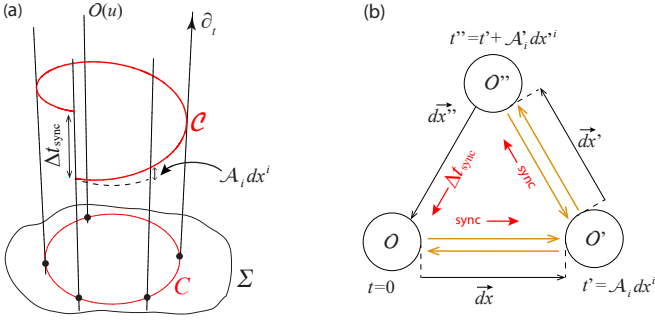


Figure 2. (a) A synchronization curve \mathcal{C} for the congruence of rest observers $\mathcal{O}(u)$: $\mathbf{u} \propto \partial_t$, which is *spatially* closed (i.e., its projection C on Σ is closed), so that it starts and ends at the same observer. When $\mathcal{A}_i = -g_{0i}/g_{00} \neq 0$, the *spacetime* curve \mathcal{C} is not closed, leading to a synchronization gap Δt_{sync} : observers are unable to synchronize their clocks along closed spatial loops C . (b) A pair of observers are always able to synchronize their clocks, by exchanging light signals; a triad of observers, in general, cannot: e.g., if \mathcal{O} synchronizes its clock with \mathcal{O}' , and \mathcal{O}' with \mathcal{O}'' , then the clocks of \mathcal{O} and \mathcal{O}'' will not be synchronized. This is because while the events $t' \in \mathcal{O}'$ and $t \in \mathcal{O}$ are simultaneous, the same applying to $t'' \in \mathcal{O}''$ and $t' \in \mathcal{O}'$, the event $t''' \in \mathcal{O}''$ is not simultaneous with $t \in \mathcal{O}$, but instead with the event $t''' = (t'' + \mathcal{A}'_i dx''^i) \in \mathcal{O}$, ahead in time by a gap $\Delta t_{\text{sync}} = t''' - t = \mathcal{A}''_i dx''^i + \mathcal{A}'_i dx'^i + \mathcal{A}_i dx^i$.

C. Time and clock synchronization

Consider a curve $\mathcal{C} : x^\alpha(\lambda)$ of tangent $dx^\alpha/d\lambda$. The condition that the curve is of simultaneity for the observers $\mathcal{O}(u)$ at rest in the coordinate system $\{t, x^i\}$, or equivalently, that their clocks be synchronized along \mathcal{C} through Einstein's light signaling procedure [33, 43, 45, 46], amounts to the curve being orthogonal (at every point) to ∂_t , that is, $g_{0\beta} dx^\beta/d\lambda = 0 \Leftrightarrow dt = \mathcal{A}_i dx^i$, where $\mathcal{A}_i = -g_{0i}/g_{00}$. Consider now the case that \mathcal{C} is spatially closed (i.e., its projection onto Σ , $C = \pi_\Sigma(\mathcal{C})$, yields a closed curve C), so that after each loop it re-intersects the worldline of the original observer, at a coordinate time $t_f = t_i + \Delta t_{\text{sync}}$, see Fig. 2. When $\Delta t_{\text{sync}} \neq 0$, \mathcal{C} is not closed in spacetime, and the observer will find that his clock is not synchronized with his preceding neighbor's. This is the case generically when $\mathcal{A}_i \neq 0$, as shown in Fig. 2(b) for infinitesimally close observers. In the *special case* that \mathcal{A}_i is *time-independent* (e.g., a stationary spacetime), $\mathcal{A}_i = \mathcal{A}_i(x^k)$, it becomes a 1-form in Σ , and the synchronization gap [11, 43, 46–48] follows by simply integrating it along C ,

$$\Delta t_{\text{sync}} = \int_C \mathcal{A}_i dx^i. \quad (8)$$

Only when $\Delta t_{\text{sync}} = 0$ (case in which \mathcal{C} is closed) are the observers able to fully synchronize their clocks along a closed curve C in space. In order for a congruence of observers to be able to *globally* synchronize their clocks, every synchronization curve \mathcal{C} whose projection $C = \pi_\Sigma(\mathcal{C})$ is closed, must be closed in spacetime. That requires the congruence to be orthogonal to an hypersurface of global simultaneity; i.e., one that intersects each worldline of the congruence only once

(called a “time-slice”). This amounts to $u_\alpha \propto \psi_{,\alpha}$ (or, equivalently, $(\partial_t)_\alpha \propto \psi_{,\alpha}$) for some globally defined (single-valued) function $\psi(t, x^i)$. An immediate consequence is that the congruence must not have vorticity, $\omega^\alpha = 0$, which, at 1PN order, amounts to the condition $g_{0[i,j]} = 0$. Notice however that this affects clocks around a closed in space contour C ; along an open contour in space, clocks can always be synchronized. In particular, a pair of arbitrary observers in an arbitrary spacetime can always synchronize their clocks (albeit, if not infinitesimally close, the synchronization will be contour-dependent); a triad of observers, however, in general cannot, see Fig. 2(b).

The above notion of synchronization (sometimes called “Einstein” synchronization [33]) only means that the observers agree on the simultaneity events; in other words, the synchronization is achieved at an instant. In general, their clocks will not remain synchronized, since their proper times $d\tau_u = (-g_{00})^{1/2} dt$ elapse at different rates due to the non-constant gravitational potential in g_{00} , causing the interval of proper time between two events \mathcal{E}_1 and \mathcal{E}_2 along the worldline of an observer $\mathcal{O}(u)$ to differ from that between the events \mathcal{E}'_1 and \mathcal{E}'_2 along the worldline of another observer $\mathcal{O}'(u)$, that are simultaneous with \mathcal{E}_1 and \mathcal{E}_2 [43]. Only a set of clocks subject to the same gravitational potential (e.g., those in a shell of constant radius in Schwarzschild spacetime) can remain synchronized.

In an arbitrary spacetime, a coordinate system can however always be found such that $g_{00} = -1$, $g_{0i} = 0$:

$$ds^2 = -dt^2 + h_{ij}(t, x^k) dx^i dx^j, \quad (9)$$

called the “synchronous” reference system [43]; observers at rest in such coordinates are freely falling, and measure the same proper time $\tau_u = t$, thus their clocks are all synchronized.

The IAU reference system is not synchronous; in general it has also vorticity, hence a global “instantaneous” synchronization in the sense of Einstein is not possible either. This is circumvented by using instead a coordinate time synchronization, i.e., setting an “official” time (chosen as the t -coordinate). Common choices for t are the proper time measured by a rest observer at infinity (in which case it does not correspond to the proper time measured by any actual observer in the physical system), or the proper time of observers at rest in the Earth's geoid [21, 33, 49]. The pace and synchronization of every clock in the system is computer-corrected for relativistic desynchronization effects according to its position and motion [21, 49, 50], so that they read t . The clock pace is adjusted through the equation [21, 33, 50]

$$\frac{d\tau}{dt} = \sqrt{-g_{00} - 2g_{0i} \frac{dx^i}{dt} - g_{ij} \frac{dx^i}{dt} \frac{dx^j}{dt}}; \quad (10)$$

$g_{\alpha\beta} \equiv g_{\alpha\beta}(t, x^k(t))$, which follows from the definition of proper time along $\mathcal{O}(u)$, $d\tau^2 = -g_{\alpha\beta} dx^\alpha dx^\beta$. Solving this differential equation yields the correspondence between τ and t for an arbitrary observer moving with coordinate velocity dx^i/dt , given the initial value $\tau(t=0)$. For the congruence of rest observers $\mathbf{u} \propto \partial_t$, it reduces to $d\tau/dt = (-g_{00})^{1/2}$,

whose solution yields, up to a time-constant function $\psi(x^i)$, the correspondence between these observers' proper time τ and t everywhere. The function $\psi(x^i)$ is fixed, up to a global constant, by synchronization of all clocks in terms of t , i.e., it is such that the ‘‘computer-corrected’’ time on each clock yields the same value along the hypersurfaces $t = \text{const.}$ (which represents simultaneous events *according* to the chosen time coordinate). This can be physically realized by transporting clocks [21, 33, 49, 50]: consider an observer \mathcal{O} carrying two identical (synchronized) clocks. At some instant one of the clocks departs from \mathcal{O} , being transported along a known path, while it keeps solving and inverting Eq. (10), so that its elapsed proper time is converted into computer-corrected time $t(\tau)$. Then, every observer \mathcal{O}' it meets along the way resets his computer-corrected time to $t'(\tau') = t(\tau)$; thereby his clock will be synchronized (in the same time gauge) with \mathcal{O} . Filling space with such paths realizes the ‘‘coordinate time grid’’ [49]; in practice, this is implemented through light signals exchange [21, 49, 50]. This is an artificial synchronization, in the sense that the hypersurfaces $t = \text{const.}$ are not orthogonal to the worldlines of the observers $\mathcal{O}(u)$ (thus their local hyperplanes of simultaneity, u^\perp , in Fig. 1, are not tangent to these hypersurfaces). It requires also precise knowledge of the gravitational field and of the clock's motion, being thus model dependent. It yields however a practical global notion of time, with transitive simultaneity (e.g., for the triad of observers in Fig. 2(b), if the clocks of \mathcal{O} and \mathcal{O}' , and \mathcal{O}' and \mathcal{O}'' , are synchronized in terms of coordinate time, then so will be \mathcal{O}'' and \mathcal{O}), used in many applications, such as the GPS system.

The same prescription can be applied to the exact theory, with the only difference that, if the spacetime is not asymptotically flat (in particular, if $\lim_{r \rightarrow \infty} g_{00} \neq -1$), t cannot be chosen to correspond to the proper time measured by an asymptotic rest observer [an example is the exterior van Stockum metric in Eq. (50) below]. This poses no problems, since the choice of time coordinate is a gauge freedom [50].

D. Generalization of the IAU system to the exact theory

A crucial feature of the PN reference frame associated to the metric in (1) is that the basis vectors have fixed directions with respect to inertial frames at infinity (where the distant reference stars are assumed at rest). Let us dissect this property. Consider a congruence of observers $\mathcal{O}(u)$ at rest in the given coordinate system $\{t, x^i\}$, $\mathbf{u} = (-g_{00})^{-1/2} \partial_t$. The coordinate basis vectors ∂_i are connecting vectors between the worldlines of neighboring observers (see Fig. 1), since they are Lie transported along the integral lines of ∂_t : $\mathcal{L}_{\partial_t} \partial_i = [\partial_t, \partial_i] = 0$ (more precisely, they connect events with the same coordinate time t). These vectors thus point to fixed neighboring observers. In what follows it will be convenient considering vectors X^α connecting pairs of events with the same proper time (τ_u) interval, defined by the condition $\mathcal{L}_{\mathbf{u}} X^\alpha = 0 \Leftrightarrow X^\alpha_{;\beta} u^\beta - u^\alpha_{;\beta} X^\beta = 0$; these have constant spatial components in the coordinate basis $\{\partial_i\}$: $X^i_{;\beta} u^\beta \equiv dX^i/d\tau_u = 0$.

Consider now an orthonormal frame $\{e_{\hat{\alpha}}\}$ such that $e_{\hat{0}} = \mathbf{u}$

(see Fig. 1), and let $\Gamma_{\hat{\beta}\hat{\delta}}^{\hat{\alpha}}$ denote its connection coefficients. Using $\mathcal{L}_{\mathbf{u}} X^{\hat{\alpha}} = \nabla_{\mathbf{u}} X^{\hat{\alpha}} - u^{\hat{\alpha};\hat{\beta}} X_{\hat{\beta}} = 0$, substituting Eq. (2) in $u^{\hat{\alpha};\hat{\beta}}$, noticing that $\nabla_{\mathbf{u}} X^{\hat{i}} = \dot{X}^{\hat{i}} + \Gamma_{\hat{0}\hat{0}}^{\hat{i}} X^{\hat{0}} + \Gamma_{\hat{0}\hat{j}}^{\hat{i}} X^{\hat{j}}$, that $\Gamma_{\hat{0}\hat{0}}^{\hat{i}} = \nabla_{\mathbf{u}} u^{\hat{i}} = a^{\hat{i}}$ and that $\Gamma_{\hat{0}\hat{j}}^{\hat{i}} = \epsilon^{\hat{i}\hat{k}\hat{j}} \Omega^{\hat{k}}$ (see e.g. Sec. 3 of [51]), where $\Omega^{\hat{k}}$ are the components of the angular velocity of rotation of the spatial triad $\{e_{\hat{i}}\}$ relative to Fermi-Walker transport along \mathbf{u} , we have

$$\dot{X}_{\hat{i}} = \frac{1}{3} \theta X_{\hat{i}} + \sigma_{\hat{i}\hat{j}} X^{\hat{j}} + \epsilon_{\hat{i}\hat{k}\hat{j}} (\omega^{\hat{k}} - \Omega^{\hat{k}}) X^{\hat{j}}. \quad (11)$$

If the rotation of the spatial triad $\{e_{\hat{i}}\}$ is locked² to the vorticity of the congruence, $\Omega^\alpha = \omega^\alpha$, and the congruence is shear-free, $\sigma_{\alpha\beta} = 0$, we have

$$\dot{X}^{\hat{i}} = \frac{1}{3} \theta X^{\hat{i}}, \quad (12)$$

telling us that the connecting vector's direction is fixed in the triad $\{e_{\hat{i}}\}$. In other words, a set of orthogonal spatial axes point to fixed neighboring rest observers $\mathcal{O}(u)$. Therefore, the coordinate basis ∂_i has likewise fixed directions in the orthonormal triad $\{e_{\hat{i}}\}$ (more precisely, the space projection of the coordinate basis vectors, $h^\alpha_\beta \partial_i^\beta$, has fixed direction therein). This allows to define fixed directions (hence rotations) with respect to distant reference objects. Observe that $\mathcal{L}_{\mathbf{u}} h_{\alpha\beta} = 2(\sigma_{\alpha\beta} + \theta h_{\alpha\beta}/3)$; hence, the shear-free condition amounts to

$$\mathcal{L}_{\mathbf{u}} h_{\alpha\beta} = \frac{2\theta}{3} h_{\alpha\beta}, \quad (13)$$

which is equivalent to the condition

$$\mathcal{L}_{\mathbf{u}} \chi_{\alpha\beta} = 0; \quad \chi_{\alpha\beta} \equiv h_{\alpha\beta}/f, \quad (14)$$

for some function f solving the first order differential equation $\mathcal{L}_{\mathbf{u}} f - 2\theta f/3 = 0$. The subcase $\mathcal{L}_{\mathbf{u}} f = 0 \Rightarrow \mathcal{L}_{\mathbf{u}} h_{\alpha\beta} = 0$ corresponds to a *rigid* congruence ($\theta = 0 = \sigma_{\alpha\beta}$, see Sec. III E); for this reason, condition (14) is dubbed ‘‘conformal rigidity’’ [54, 55].

In a coordinate system $\{t, x^i\}$ where $\mathbf{u} = (-g_{00})^{-1/2} \partial_t$, Eqs. (14) yield $\partial_t \chi_{\alpha\beta} = 0 \Rightarrow \chi_{\alpha\beta} \equiv \chi_{\alpha\beta}(x^i)$ and³ $h_{\alpha\beta} = f(t, x^i) \chi_{\alpha\beta}(x^i)$. From (7), the existence of shear-free observer congruences in a given spacetime is thus equivalent to it admitting a coordinate system where the metric takes the form

$$ds^2 = -e^{2\Phi} [dt - \mathcal{A}_i dx^i]^2 + f(t, x^k) \chi_{ij}(x^k) dx^i dx^j, \quad (15)$$

² Given a congruence of observers, the choice $\Omega^\alpha = \omega^\alpha$ can always be made (cf. Sec. III A); it is actually the most natural transport law for the spatial triad, corresponding to the case where it *co-rotates* with the observers (‘‘congruence adapted’’ frame [51]), and arguably the closest generalization of the Newtonian concept of reference frame [52, 53].

³ This agrees with the earlier results obtained in [44, 56], for the special case of a coordinate system such that $g_{00} = -1$ (i.e., $t = \tau_u$).

where $\Phi \equiv \Phi(t, x^k)$, $\mathcal{A}_i \equiv \mathcal{A}_i(t, x^k)$.

This is the situation in a PN frame (1), identifying $f = (1 + 2w)$, $\chi_{ij} = \delta_{ij}$ [the underlying reason is that, at 1PN accuracy, the observers at rest in (1) have no shear: $\sigma_{ij} = O(5)$, $\sigma_{0\alpha} = 0$]. However, PN frames rely moreover on the assumption that the metric (1) is asymptotically flat. This implies, in particular, that, at infinity, the reference frame is inertial, and therefore the basis vectors ∂_i are anchored to inertial frames at infinity. Provided that they are far enough, the distant stars have no detectable proper motion in such frame; one can thus say that the ∂_i point to fixed stars; or in other words, are anchored to the “stellar compass” [29, 32, 33, 57]. Physically, this materializes in that light rays from the distant stars are received (to the accuracy at hand) at fixed directions in the basis $\{\partial_i\}$; hence the frame can be set up by aiming telescopes at the distant stars. This is a crucial property that should be embodied in a suitable generalization of the IAU reference system. For that, defining fixed directions over an extended spacetime region [i.e. Eq. (12) being obeyed], is not sufficient⁴; they should be fixed to fundamental reference objects, representing nonrotating axes at infinity (“compass of inertia” at infinity, see Sec. III E below).

To generalize it to the exact theory, we start by noticing that (i) the asymptotically flat condition is not necessary for the reference frame to be anchored to inertial frames⁵ at infinity; it suffices the existence of a shear-free observer congruence for which all the remaining kinematical quantities a^α , ω^α , and θ asymptotically vanish [so that $\lim_{r \rightarrow \infty} \nabla_\beta u_\alpha = 0$]; an example is the van Stockum exterior solution considered in Sec. IV C. (ii) The reference frame does not even need to be asymptotically inertial. As long as it does not shear, having expansion ($\theta \neq 0$) does not affect the property of defining directions fixed to distant objects, cf. Eq. (12); and in order for it to be nonrotating at infinity, the necessary and sufficient condition is the vorticity to asymptotically vanish, $\lim_{r \rightarrow \infty} \omega^\alpha = 0$. This ensures (see e.g. [11] p.7, and footnote therein) that the axes $\{e_i\}$ are Fermi-Walker transported at infinity, i.e. are fixed to the spin axes of gyroscopes (compass of inertia) at infinity, cf. Eq. (26) below, the same applying to the spatial directions of the coordinate basis vectors ∂_i . Therefore, we have:

Lemma.— If a spacetime admits a nonshearing ($\sigma_{\alpha\beta} = 0$) congruence of observers which, at infinity, has zero vorticity ($\lim_{r \rightarrow \infty} \omega^\alpha = 0$), then a coordinate system where such observers are at rest has spatial axes locked to nonrotating (i.e., Fermi-Walker transported) axes at infinity.

⁴ Simple counterexamples are the coordinate system associated a rigidly rotating frame in flat spacetime, or with the observers comoving with the dust in the Gödel universe: indeed, they form a rigid grid in space; however, such grid is not nonrotating at infinity (the observers having constant nonvanishing vorticity in the second case, and not even being defined past a certain radius in the first case, where they would exceed the speed of light).

⁵ An inertial frame is defined as a reference frame where all the inertial forces vanish. While different definitions of inertial force exist in the literature [42, 51] (differing essentially in the connection/transport law for the spatial frame), all agree in its vanishing in coordinate systems adapted to a congruence of observers such that $\nabla_\beta u_\alpha = 0$.

This is important in a cosmological context, where asymptotically inertial frames do not exist: the FLRW solution is of the form (15), with $\Phi = \Phi(t)$ (usually set $\Phi = 0$), $\mathcal{A}_i = 0$, and $f(t, x^k) = f(t) \equiv a^2(t)$ the scale factor. Observers at rest therein are comoving with the cosmological fluid (i.e., measure an isotropic cosmic microwave background radiation). Their vorticity and acceleration vanish, $\omega^\alpha = a^\alpha = 0$, but they have nonvanishing expansion $\theta = 3\dot{a}/a$ everywhere; thus, the congruence is not asymptotically inertial (cf. Footnote 5). It follows however from Eq. (12) that the connecting vectors between neighboring particles of such fluid have directions fixed with respect to orthonormal axes, hence preserving angles with respect to each other. Therefore, the coordinate grid defined by them has directions fixed to the distant quasars, which one may dub the “quasar compass” (generalizing the notion of stellar compass in [29, 32, 33, 57], whose definition relies on asymptotic flatness). This property extends to the more general shear and vorticity-free (i.e., shear-free “normal”) cosmological fluids in e.g. [58–60], described by metrics of the form (15) with $\mathcal{A}_i = 0$.

In the IAU system, the distant reference objects are moreover assumed geodesic (indeed, since their proper motions are negligible, so should be their small nongeodesic part, discussed in e.g. [61] Sec. VI); this property is retained by demanding the observers’ acceleration to asymptotically vanish, $\lim_{r \rightarrow \infty} a^\alpha = 0$. Therefore,

Proposition III D. — If a spacetime admits a non-shearing congruence of observers which, at infinity, has zero vorticity and acceleration ($\lim_{r \rightarrow \infty} \omega^\alpha = \lim_{r \rightarrow \infty} a^\alpha = 0$), then a coordinate system where such observers are at rest has spatial axes locked to the asymptotic rest frame of the distant quasars, being the generalization of the IAU reference system to the exact theory.

The shear-free condition $\sigma_{\alpha\beta} = 0$ is however restrictive, as only special spacetimes admit timelike shear-free congruences of curves. No classification for such spacetimes, or invariant conditions for the existence of such congruences, are known in the literature⁶. One can see, however, from its degrees of freedom, that not every metric can be written in the form (15): the most general metric tensor is composed of ten functions (corresponding to the independent components in $g_{\alpha\beta}$) of four variables (the coordinates); four of these functions are fixed by the coordinate choice, leaving six “free” functions of four variables. These are made explicit in the synchronous frame in (9), where all this gauge freedom has been used to eliminate the components g_{00} and g_{0i} , leaving out the six functions $h_{ij}(t, x^k)$, which can be arbitrary (as long they define a positive definite matrix). The metric (15), however, possesses only five free functions of four variables

⁶ Only for congruences comoving with certain solutions’ matter content. Namely, it has been conjectured [62–67], and proved in several special cases, that shear-free barytropic perfect fluids can have vorticity or expansion, but not both. This has, in particular, been proven for dust [64], which includes arbitrary geodesic observer congruences in a vacuum. But the reference frames we interested in are, in general, neither geodesic or comoving with the celestial bodies/matter.

(Φ , \mathcal{A}_i , and f), plus six functions (χ_{ij}) of the three variables x^i (notice that a function of four variables can be regarded as infinitely many functions of three variables). Specifically, the time dependence of (15) has only five degrees of freedom, whereas a general metric has six [68]. For instance, the gravitational field of a set of N celestial bodies (even if no such field is known exactly) is expected to contain gravitational radiation, which generically implies a nonvanishing shear, and so cannot be described by (15). In such general case, reference frames with axes fixed to distant reference objects can only be set up in the framework of some approximation; often, radiation effects are negligible. In a cosmological setting, the gravitational field of the celestial bodies can be considered as a perturbation around the FLRW solution [27, 38, 69, 70], the coordinates comoving with the FLRW fluid providing a frame with axes fixed to the distant quasars. This extends to generic perturbations without tensor modes in gauges complying with (15), a well known example being the “conformal Newtonian gauge”⁷ for scalar perturbations [70–72].

In the case of a stationary spacetime, light rays emitted by the distant reference objects (quasars or stars) are received at fixed directions in the basis $\{e_i\}$ and $\{\partial_i\}$; the reference frame can thus be physically set up through telescopes/radiotelescopes. The same holds for conformally stationary spacetimes, whose metric can be written in the form $ds^2 = \psi(t, x^i)\Psi(x^i)_{\alpha\beta}dx^\alpha dx^\beta$, since null geodesics are conformally invariant, see e.g. Appendix D in [73]; these spacetimes include the FLRW models.

In general, however, this does not hold. Like in PN theory [32, 33], in the exact theory null geodesics can be described in terms of inertial spatial “forces,” Eqs. (10.5)-(10.6) of [74] (which are a generalization of Eq. (19) below for null geodesics and time-dependent settings). When the fields \vec{G} and \vec{H} therein are time-varying, so will be the deflection of light by the gravitational field. This means that, even in the case that the conditions in Proposition III D are met, in practice the axes of such frame only approximately coincide with the directions of the light rays received from the reference quasars.

E. Stationary spacetimes

Spacetimes admitting a timelike Killing vector field ξ^α are stationary. A coordinate system always exists where $\xi = \partial_t$,

and the metric takes the explicitly time-independent form

$$ds^2 = -e^{2\Phi}(dt - \mathcal{A}_i dx^i)^2 + h_{ij} dx^i dx^j, \quad (16)$$

where $e^{2\Phi} = -g_{00}$, $\Phi \equiv \Phi(x^j)$, $\mathcal{A}_i \equiv \mathcal{A}_i(x^j) = -g_{0i}/g_{00}$, and $h_{ij} \equiv h_{ij}(x^k)$ is the “space metric”. Considering the congruence of observers $\mathcal{O}(u)$ whose worldlines are tangent to ξ^α ,

$$u^\alpha \equiv \frac{\xi^\alpha}{\sqrt{-\xi^\alpha \xi_\alpha}} = \frac{\partial_t^\alpha}{\sqrt{-g_{00}}} = e^{-\Phi} \partial_t^\alpha \equiv e^{-\Phi} \delta_0^\alpha, \quad (17)$$

which are, by definition, observers at rest in the coordinates of (16) (“static observers”), h_{ij} equals the components of the projector (5) (which it is identified with in spacetime). It follows from the Killing equation $\xi_{(\alpha;\beta)} = 0$ that the congruence of observers $\mathcal{O}(u)$ is *rigid*, since it is both nonshearing and nonexpanding (vanishing Born tensor [33, 54, 75]): $h^\mu_\alpha h^\nu_\beta u_{(\mu;\nu)} = 0 \Leftrightarrow \sigma_{\alpha\beta} = \theta = 0$. Equivalently, the spatial metric $h_{\alpha\beta}$ has zero Lie derivative along the congruence: $\mathcal{L}_u h_{\alpha\beta} = 0$ [implying $\partial_t h_{ij} = 0$ in the coordinates of (16)]. This just states that the spatial distance (6) between neighboring observers as measured by Einstein’s light signaling prescription (see Fig. 1) is constant. The spatial metric is therefore independent of the time slice $t = t(x^i)$, and can thus be regarded as the Riemannian metric canonically associated with the quotient Σ of the spacetime by the congruence of worldlines $\mathcal{O}(u)$. Together, they form the Riemannian manifold (Σ, h) , dubbed the “space manifold”.

Equation (12) is obeyed with $\dot{X}^i = 0$, hence neighboring observers remain at fixed directions in an orthonormal frame, the same occurring for the coordinate basis vectors ∂_i . If the coordinate system is asymptotically inertial ($\lim_{r \rightarrow \infty} \nabla_\beta u_\alpha = 0$), then the distant stars are at rest in such coordinates, which are the generalization of the IAU reference system for the given exact stationary spacetime.

The observed spatial position vector of any (arbitrarily distant) object \mathcal{O}' with respect to an observer \mathcal{O} is given by

$$r_{P'}^\alpha = h^\alpha_\beta (\exp_P^{-1} P')^\beta \quad (18)$$

where $P \in \mathcal{O}$ is the event of observation, P' is the event where the past light cone of P intersects the worldline of \mathcal{O}' (so that P' and P are connected by a null geodesic), and $\exp_P^{-1} P'$ is the inverse by the exponential map⁸ of P' at P , see Fig. 3 in [41] (cf. also Fig. 1 in [76]). If $\mathcal{O} = \mathcal{O}(u)$ and $\mathcal{O}' = \mathcal{O}'(u)$ are at rest in the coordinates of (16), then, since the metric is explicitly time-independent, $r_{P'}^\alpha$, as well as the associated affine distance $\|r_{P'}^\alpha\|$, are also constant.

1. “Gravitoelectromagnetic” (GEM) fields

Consider a (pointlike) test particle of worldline $x^\alpha(\tau)$, 4-velocity $dx^\alpha/d\tau \equiv U^\alpha$ and mass m . The space components

⁷ It is also dubbed longitudinal [69–71] or “zero-shear” gauge [70]. It should not, however, be confused with the (less restrictive) vanishing shear condition described by the metric (15): (i) the former pertains to the shear $\sigma(n)_{\alpha\beta}$ of the vector field n^α orthogonal to the $t = \text{const.}$ hypersurfaces [$n_\alpha = -\delta_\alpha^0/\sqrt{-g^{00}}$]; not to the shear $\sigma_{\alpha\beta} \equiv \sigma(u)_{\alpha\beta}$ of the rest observers of 4-velocity $u^\alpha = \delta_0^\alpha/\sqrt{-g_{00}}$, which vanishes in (15). The tensor $\sigma(n)_{\alpha\beta}$ is, in general, nonzero for a perturbed cosmological metric of the form (15); for instance, for $e^\Phi = a^2(t) - \delta g_{00}$, $f = a^2(t) + \delta f$, $\chi_{ij} = \delta_{ij}$, to first order in the perturbations, $\sigma(n)_{ij} = a(t)[\delta_{ij}\mathcal{A}_k^k/3 - \mathcal{A}_{(i,j)}]$. (iii) The conformal Newtonian gauge requires moreover $\mathcal{A}_i = 0$ [thereby excluding [71] vector perturbations, that are allowed in (15)], in which case $u^\alpha = n^\alpha \Rightarrow \sigma(n)_{\alpha\beta} = \sigma(u)_{\alpha\beta} = 0$ (i.e., both “shears” vanish).

⁸ $(\exp_P^{-1} P')^\alpha$ can be defined as the vector $k^\alpha = dx^\alpha/d\lambda$ at P , tangent to the null geodesic parametrized by the affine parameter λ such that $\lambda(P) = 0$ and $\lambda(P') = 1$. In the optical coordinates in [76], $(\exp_P^{-1} P')^\alpha = (0, y, 0, 0)$ and $\|r_{P'}^\alpha\| = y$.

of the geodesic equation, $DU^\alpha/d\tau = 0$, yield,⁹ for the line element (16) [43, 51, 77–79],

$$\frac{\tilde{D}\vec{U}}{d\tau} = \gamma \left[\gamma \vec{G} + \vec{U} \times \vec{H} \right] \equiv \frac{\vec{F}_{\text{GEM}}}{m}, \quad (19)$$

where $\gamma = -U^\alpha u_\alpha = e^\Phi (U^0 - U^i \mathcal{A}_i)$ is the Lorentz factor between U^α and u^α ,

$$\left[\frac{\tilde{D}\vec{U}}{d\tau} \right]^i = \frac{dU^i}{d\tau} + \Gamma(h)_{jk}^i U^j U^k; \quad (20)$$

$$\Gamma(h)_{jk}^i \equiv \frac{1}{2} h^{il} (h_{lj,k} + h_{lk,j} - h_{jk,l}), \quad (21)$$

is a covariant derivative with respect to the spatial metric h_{ij} , with $\Gamma(h)_{jk}^i$ the corresponding Christoffel symbols, and

$$G_i = -\Phi_{,i}; \quad H^i = e^\Phi \epsilon^{ijk} \mathcal{A}_{k,j} \quad (\epsilon_{ijk} \equiv \sqrt{h} [ijk]) \quad (22)$$

are fields living on the space manifold (Σ, h) , dubbed, respectively, “gravitoelectric” and “gravitomagnetic” fields. These play in Eq. (19) roles analogous to those of the electric (\vec{E}) and magnetic (\vec{B}) fields in the Lorentz force equation, $DU^i/d\tau = (q/m)[\gamma \vec{E} + \vec{U} \times \vec{B}]^i$. Equation (20) is the standard 3-D covariant acceleration, thus Eq. (19) describes the acceleration of the curve obtained by projecting the time-like geodesic onto the space manifold Σ , being \vec{U} its tangent vector. The latter is identified in spacetime with the projection of U^α onto Σ : $(\vec{U})^\alpha = h^\alpha_\beta U^\beta$ [so its space components equal those of U^α , $(\vec{U})^i = U^i$].

The physical interpretation of Eq. (19) is that, from the point of view of the “Killing” or “laboratory” observers of 4-velocity (17), the spatial trajectory of the test particle will appear accelerated, as if acted upon by the fictitious force \vec{F}_{GEM} (standing here for “gravitoelectromagnetic” force). In other words, these observers measure *inertial forces*, which arise from the fact that the laboratory frame is *not inertial*; in fact, \vec{G} and \vec{H} are identified in spacetime, respectively, with minus the acceleration and twice the vorticity of the laboratory observers:

$$G^\alpha = -\nabla_{\mathbf{u}} u^\alpha \equiv -u^\alpha_{;\beta} u^\beta; \quad H^\alpha = 2\omega^\alpha = \epsilon^{\alpha\beta\gamma\delta} u_{\gamma;\beta} u_\delta. \quad (23)$$

These fields are a generalization, to the exact theory, of the GEM fields usually defined in post-Newtonian approximations, e.g. [16, 18, 20, 80], and (up to constant factors and sign conventions) in the linearized theory approximations, e.g. [81–85], reducing to them in the corresponding limits [42, 86–88]. They obey field equations resembling the Maxwell equa-

tions in a rotating frame (cf. Table 2 of [51]),

$$\tilde{\nabla} \cdot \vec{G} = -4\pi(2\rho + T^\alpha_\alpha) + \vec{G}^2 + \frac{1}{2} \vec{H}^2; \quad \tilde{\nabla} \times \vec{G} = 0; \quad (24)$$

$$\tilde{\nabla} \cdot \vec{H} = -\vec{G} \cdot \vec{H}; \quad \tilde{\nabla} \times \vec{H} = -16\pi \vec{J} + 2\vec{G} \times \vec{H}, \quad (25)$$

where $\rho \equiv T^{\alpha\beta} u_\alpha u_\beta$ and $J^\alpha \equiv -T^{\alpha\beta} u_\beta$. Here $\tilde{\nabla}$ denotes covariant differentiation with respect to the spatial metric h_{ij} [i.e., the Levi-Civita connection of (Σ, h) , with Christoffel symbols (21)]. The equations for $\tilde{\nabla} \cdot \vec{G}$ and $\tilde{\nabla} \times \vec{H}$ are, respectively, the time-time and time-space projections, with respect to u^α , of the Einstein field equations $R_{\alpha\beta} = 8\pi(T_{\alpha\beta} - \frac{1}{2}g_{\alpha\beta} T^\gamma_\gamma)$, and the equations for $\tilde{\nabla} \cdot \vec{H}$ and $\tilde{\nabla} \times \vec{G}$ follow from (22).

Another realization of the analogy is the “precession” of a gyroscope (i.e., a spinning pole-dipole particle). According to the Mathisson-Papapetrou equations [89, 90], under the Mathisson-Pirani spin condition [91], the spin vector S^α of a gyroscope of 4-velocity U^α is Fermi-Walker transported along its center of mass worldline, $DS^\alpha/d\tau = S^\mu a_\mu U^\alpha$, where $a^\alpha \equiv DU^\alpha/d\tau$. If the gyroscope’s center of mass is at rest in the coordinate system of (16) ($U^\alpha = u^\alpha$), then the space part of this equation yields [11]

$$\frac{d\vec{S}}{d\tau} = \frac{1}{2} \vec{S} \times \vec{H}, \quad (26)$$

which is formally analogous to the precession of a magnetic dipole in a magnetic field ($D\vec{S}/d\tau = \vec{\mu} \times \vec{B}$). The physical meaning of this equation is that a system of spatial axes fixed with respect to the basis vectors $\{\partial_i\}$ of the coordinate system in (16), rotate, with respect to axes fixed to the spin vectors of gyroscopes (which define the local “compass of inertia” [51, 52, 81]), with an angular velocity $\vec{\Omega} = \vec{H}/2$.

Notice, from Eq. (19), that \vec{G} and \vec{H} are the only inertial fields arising in the reference frame associated to a “Killing” congruence of observers in a stationary spacetime; should they vanish, that automatically implies such reference frame to be inertial. If they asymptotically vanish, $\lim_{r \rightarrow \infty} \vec{G} = \lim_{r \rightarrow \infty} \vec{H} = \vec{0}$, then the reference frame is *asymptotically inertial*.

The 3-vector $\vec{\mathcal{A}}$, dubbed “gravitomagnetic vector potential,” manifests physically in effects like the synchronization gap (Sec. III C) and the Sagnac effect. The latter consists of the difference in arrival times of light-beams propagating in opposite directions around a spatially closed path. Along a photon worldline, $ds^2 = 0$; by (16), this yields two solutions, the future-oriented one being $dt = \mathcal{A}_i dx^i + e^{-\Phi} dl$, where dl is the spatial distance element (6). Consider photons constrained to move within a closed loop C in the space manifold Σ (for instance, along an optical fiber loop). Using the + (–) sign to denote the anticlockwise (clockwise) directions, the coordinate time it takes for a full loop is, respectively, $t_\pm = \oint_{\pm C} dt = \oint_C e^{-\Phi} dl \pm \oint_C \mathcal{A}_i dx^i$; therefore, the Sagnac

⁹ Computing the Christoffel symbols $\Gamma_{00}^i = -e^{2\Phi} G^i$, $\Gamma_{j0}^i = e^{2\Phi} \mathcal{A}_j G^i - e^\Phi H^i_j/2$, and $\Gamma_{jk}^i = \Gamma(h)_{jk}^i - e^\Phi \mathcal{A}_{(k} H_{j)}^i - e^{2\Phi} G^i \mathcal{A}_j \mathcal{A}_k$, where $H_{ij} \equiv e^\Phi [\mathcal{A}_{j,i} - \mathcal{A}_{i,j}]$.

coordinate time delay Δt_S is [11, 46–48, 81, 92, 93]

$$\Delta t_S \equiv t_+ - t_- = 2 \oint_C \mathcal{A}_i dx^i = 2 \oint_C \mathcal{A}. \quad (27)$$

Observe that this is twice the synchronization gap (8) along C , $\Delta t_S = 2\Delta t_{\text{sync}}$.

2. Zero angular momentum observers (ZAMOs)

Consider an axisymmetric stationary spacetime, for which $\mathcal{A} = \mathcal{A}_\phi \mathbf{d}\phi$. In spite of being at rest, the observers (17) have, in general, non-zero angular momentum per unit mass, whose component along the symmetry axis is $u_\phi = u^0 g_{0\phi} = e^\Phi \mathcal{A}_\phi$ [11, 30, 94, 95]. This manifests itself in the fact that these observers measure a Sagnac effect, via Eq. (27). Another important class of observers in these spacetimes are those in circular motion, $u_Z^\alpha = u_Z^0 (\delta_0^\alpha + \Omega_{\text{ZAMO}} \delta_\phi^\alpha)$, for which the angular momentum per unit mass vanishes, $(u_Z)_\phi = 0$. Their angular velocity is thus given by

$$\Omega_{\text{ZAMO}} \equiv \frac{u_Z^\phi}{u_Z^0} = -\frac{g_{0\phi}}{g_{\phi\phi}}. \quad (28)$$

These are the only “stationary” observers that measure no Sagnac effect [30, 86, 96, 97]. If the coordinate system in (16) is asymptotically inertial (i.e., star-fixed), the fact that $\Omega_{\text{ZAMO}} \neq 0$ reflects a form of frame-dragging [30], which one may dub “dragging of the ZAMOs” [86]. The worldlines of these observers are orthogonal to the hypersurfaces $t = \text{const}$; their vorticity (23) thus vanishes, $\omega^\alpha = 0$. Motivated by these properties, a sometimes confusing terminology, where similar names mean different things, is commonly used for, or in connection to the ZAMOs:

- nonrotating with respect to “the local spacetime geometry” [30] (or “locally nonrotating observers” in [95, 97]): meant in the sense of the ZAMOs measuring no Sagnac effect, thus regarding the $\pm\phi$ directions as geometrically equivalent. This property pertains to circular loops around the symmetry axis; the word “local” (which can be misleading) means here points with the same r and z (or θ) [97].
- “Nonrotating congruence” of observers: commonly employed in the literature on exact solutions (e.g. [1, 5]) to designate observers with vanishing vorticity ω^α (i.e., being hypersurface orthogonal). This is a local, tensor property, pertaining to a *congruence* of timelike curves. Physically, it means (see e.g. [11] p.7, and footnote therein) that their connecting vectors do not rotate with respect to axes fixed to *local* guiding gyroscopes. In any spacetime, there are infinitely many such congruences; the ZAMOs are a special case of these.
- The “locally nonrotating frames” of Bardeen *et al* [95, 97]: orthonormal tetrad frames $\{\mathbf{u}_Z, e_i\}$ carried by the ZAMOs, whose spatial axes are parallel to the coordinate basis vectors, $e_i = (g_{ii})^{-1/2} \partial_i$ (for $g_{ij}|_{i \neq j} = 0$).

This concerns a system of axes, and is the most misleading designation since, except when the spacetime is static, it is not nonrotating either in a local sense, since they are not Fermi-Walker transported (thus rotate with respect to local gyroscopes), nor is it fixed to the distant stars.

It is crucial to not confuse any of these notions with the “kinematically nonrotating local reference system” used in astrometry [98, 99], which is a local system of axes nonrotating with respect to distant reference objects (such confusion leads to grave misunderstandings, as we shall see in Sec. IV). Since Ω_{ZAMO} in Eq. (28) is not, in general, constant [$\Omega_{\text{ZAMO}} \equiv \Omega_{\text{ZAMO}}(r, z)$, in cylindrical coordinates], they are a *shearing congruence* of observers. In order to see this explicitly, first notice that the ZAMOs congruence has no expansion: $\theta_Z = (u_Z)^\alpha{}_{;\alpha} = 0$; it follows that $[(h_Z)^\alpha{}_\beta \equiv u_Z^\alpha (u_Z)_\beta + g^\alpha{}_\beta]$

$$\sigma_Z^{\alpha\beta} = (h_Z)^\alpha{}_\mu (h_Z)^\beta{}_\nu u_Z^{(\mu;\nu)} = u_Z^0 \Omega_{\text{ZAMO}}^{\alpha\beta} \delta_\phi^\beta, \quad (29)$$

having thus generically nonzero components $\sigma_Z^{r\phi} = \sigma_Z^{\phi r}$ and $\sigma_Z^{z\phi} = \sigma_Z^{\phi z}$. Hence, unless $\Omega_{\text{ZAMO}} = \text{constant}$ (in which case the spacetime is static¹⁰), reference frames associated to the ZAMOs congruence are not viable generalizations of the IAU reference systems; namely, Eq. (12) is not obeyed, so they cannot define fixed directions over an extended region. In particular, their connecting vectors are not anchored to inertial frames at infinity, even in the case where $\lim_{r \rightarrow \infty} \Omega_{\text{ZAMO}} = 0$.

F. Relative velocities

The relative velocity v^α of an object $\mathcal{O}(u')$ of 4-velocity u'^α with respect to a reference observer $\mathcal{O}(u)$ of 4-velocity u^α *momentarily located at the same point* (i.e., at an event where their worldlines cross) is a well-defined notion, given by the relation [42]

$$u'^\alpha = \gamma(u^\alpha + v^\alpha); \quad \gamma \equiv -u^\alpha u'_\alpha = \frac{1}{\sqrt{1 - v^\alpha v_\alpha}}. \quad (30)$$

The vector v^α lies in the rest space u^\perp orthogonal to u^α (so that $u^\alpha v_\alpha = 0$), and is interpreted as the spatial velocity of u'^α relative to u^α . In a locally *inertial* frame momentarily comoving with $\mathcal{O}(u)$ (where $u^i = 0$), its components yield the ordinary 3-velocity of $\mathcal{O}(u')$: $v^0 = 0$, $v^i = dx^i/dt$. An useful expression for its magnitude follows from (30),

$$v \equiv \sqrt{v^\alpha v_\alpha} = \sqrt{\frac{\gamma^2 - 1}{\gamma^2}}. \quad (31)$$

Notice that v^α is proportional to the projection of u'^α orthogonal to u^α : $v^\alpha = h^\alpha{}_\beta u'^\beta / \gamma$, being thus zero when u^α and u'^α are parallel.

¹⁰ When $\Omega_{\text{ZAMO}} = \text{constant}$, the metric (16) can be globally diagonalized through the coordinate rotation $\phi' = \phi - \Omega_{\text{ZAMO}} t$.

There is, however, no unique, natural definition of relative velocity for distant objects in general. The relative velocity between inertial observers in flat spacetime is well defined: at some arbitrary event P of the reference worldline $\mathcal{O}(u)$, it is the velocity of $\mathcal{O}(u')$ with respect to the inertial rest frame of $\mathcal{O}(u)$. This implicitly amounts to comparing u^α to the vector u'^α_P at P which is parallel to u'^α — which is well defined, since u'^α is constant, and there is a global notion of parallelism (i.e., parallel transport is path-independent). In the general case of curved spacetime (or, in flat spacetime, when the observers are accelerated), one first needs to choose, on each worldline, the events at which u'^α and u^α are to be compared. A natural way is to consider an event $P' \in \mathcal{O}(u')$ which, from the point of view of $\mathcal{O}(u)$, is simultaneous with the event $P \in \mathcal{O}(u)$. That is, parallel transporting u'^α from P' to P along the spatial geodesic orthogonal to $\mathcal{O}(u)$ that connects to P' , resulting in the vector $u'^\alpha|_P$ (see Fig. 2 in [41]), and then computing v^α by the expression analogous to (30) with $u'^\alpha|_P$ in the place of u'^α . This has been dubbed “kinematical” relative velocity (based on “spacelike simultaneity”). However, the measurement of the velocities of celestial bodies is made through light rays; it reports thus to events connected by null geodesics (“lightlike simultaneity”). The usual means of determining radial velocities of stars and galaxies is by spectroscopic measurements of the Doppler effect [21, 31, 100]. Let $k^\alpha = dx^\alpha/d\lambda$ be the null vector tangent to the photon’s worldline. As is well known, the affine parameter λ can be chosen such that $-u_\alpha k^\alpha = \nu$ yields the photon frequency as measured by an observer $\mathcal{O}(u)$. Then

$$\frac{\nu'}{\nu} = \frac{u'_\alpha k^\alpha_{P'}}{u_\alpha k^\alpha_P}, \quad (32)$$

which can be written as [41] (cf. also [21])

$$\frac{\nu'}{\nu} = \gamma_s(1 \pm v_{\text{rad}}); \quad \gamma_s = \frac{1}{\sqrt{1 - v_s^\alpha(v_s)_\alpha}} \equiv -u'^\alpha|_P u_\alpha, \quad (33)$$

where the spectroscopic velocity v_s^α follows from an expression analogous to (30), replacing u'^α by the vector $u'^\alpha|_P$ obtained by parallel transporting u'^α from P' to P along the photon’s worldline (see Fig. 4 in [41]):

$$v_s^\alpha = \frac{u'^\alpha|_P}{\gamma_s} - u^\alpha; \quad (34)$$

$v_{\text{rad}}^\alpha \equiv v_s^\beta (v_{\text{ph}})_\beta v_{\text{ph}}^\alpha$ is its radial component along the line of sight (tangent to v_{ph}^α), $v_{\text{ph}}^\alpha = k^\alpha/\nu - u^\alpha$ is the relative velocity of the photon with respect to $\mathcal{O}(u)$, $v_{\text{rad}} \equiv \|v_{\text{rad}}^\alpha\|$, and the + (−) sign in (33) applies when $v_{\text{ph}}^\alpha(v_s)_\alpha < 0$ (> 0) [in flat spacetime, when the object is moving away from (toward) $\mathcal{O}(u)$]. To first order in v_s , we have $\nu'/\nu \simeq 1 \pm v_{\text{rad}}$, allowing to compute v_{rad} from the measured redshift. The exact computation of v_{rad} from (33) requires however full knowledge of the vector v_s^α , namely of its transverse components. They can be approximately determined [76, 100] by measuring the object’s proper motion and distance.¹¹

¹¹ The redshift ν'/ν , together with the object’s proper motion, allows to de-

Another possible definition of relative velocity is that given by the variation, with respect to some spatial frame, of the observed relative spatial position vector $r_{P'}^\alpha$, as defined in Eq. (18). This is dubbed in [41] “astrometric” relative velocity v_{ast}^α . Considering a Fermi-Walker transported frame (as is more natural), it reads

$$v_{\text{ast}}^\alpha = h^\alpha_\beta \nabla_u r_{P'}^\beta \equiv h^\alpha_\beta u^\gamma \nabla_\gamma r_{P'}^\beta. \quad (35)$$

It generically does not coincide with the spectroscopic velocity in (34); actually, it does not even reduce to (30) when P and P' coincide. In the simplest case of flat spacetime, it is only when $\mathcal{O}(u)$ is inertial ($u^\alpha_{;\beta} u^\beta = 0$) that $v_{\text{ast}}^\alpha = v_s^\alpha$, cf. Eq. (23) of [41].

There is no addition rule for any of these velocities: knowing the relative velocity (v_s^α or v_{ast}^α) of $\mathcal{O}(u')$ and $\mathcal{O}(u'')$ with respect to $\mathcal{O}(u)$ at some event $P \in \mathcal{O}(u)$ does not allow us to determine the velocity of $\mathcal{O}(u')$ relative to $\mathcal{O}(u'')$ (at any instant). In fact, the comoving notion is not transitive: $\mathcal{O}(u)$ being comoving with $\mathcal{O}(u')$, and $\mathcal{O}(u')$ being comoving with $\mathcal{O}(u'')$, does *not* imply that $\mathcal{O}(u)$ is comoving with $\mathcal{O}(u'')$. The notions are not even symmetric: $\mathcal{O}(u')$ at P' being at rest with respect to $\mathcal{O}(u)$ at P does not mean that $\mathcal{O}(u)$ is at rest with respect to $\mathcal{O}(u')$ at the point P'_2 where the photon emitted by $\mathcal{O}(u)$ intersects $\mathcal{O}(u')$ [41].

The spectroscopic velocity (33)-(34) is moreover unsatisfactory in that, when P' and P do not coincide, it embodies not only the relativistic Doppler effect (that one would naturally associate with actual motion), but also the gravitational redshift. This leads to unnatural results. For instance, the *static* observers in the Schwarzschild spacetime, tangent to the timelike Killing vector field ∂_t , and usually understood as being at rest with respect to the black hole’s asymptotic inertial rest frame, would not be at rest with respect to each other according to Eqs. (33)-(34). Their astrometric relative velocity (35), in turn, is zero in Schwarzschild; but is nonzero in the Kerr spacetime.

In the framework of a post-Newtonian approximation, some of these subtleties are circumvented: at any given instant of coordinate time t , the velocity of $\mathcal{O}(u')$ with respect to $\mathcal{O}(u)$ is simply the velocity of $\mathcal{O}(u')$ with respect to the PN frame where $\mathcal{O}(u)$ is at rest. This notion is totally symmetric and transitive. However, it makes sense only at an approximate level and in this special class of reference frames; it cannot be cogently extended for general frames. In order to see that, consider, e.g., the following examples: (i) a rotating wheel in flat spacetime is at rest in its co-rotating frame; it is however clear, from the point of view of an inertial frame, that all of its points have different velocity, only the center remaining at rest; (ii) in the comoving FLRW coordinates, galaxies are approximately at rest, while the Doppler effect shows that they are in fact getting farther apart; (iii) if the reference frame is allowed

terminate all the components u'^α in “observational coordinates”, see Sec. 4.1 of [76]; however, constructing such coordinate system [including the “optical” distance $\|r_{P'}^\alpha\|$ from Eq. (18)], and the geodesic connecting P' to P , in order to determine v_s^α via (34), would require an exact knowledge of the gravitational field.

to have shear, then it is always possible to find one where all the bodies of a given system are at rest.

In the special case of a stationary asymptotically flat spacetime, where there is a timelike Killing vector field ∂_t tangent to observers which, at infinity, are inertial, such observers form a *rigid* grid anchored to the asymptotic inertial frame. We consider such observers to be at rest relative to each other, and to the asymptotic inertial frame. This can be extended to spacetimes not necessarily asymptotically flat (e.g. the van Stockum exterior solution considered in Sec. IV C) or stationary, but simply admitting a rigid asymptotically inertial observer congruence.

G. Rotation curves

The galactic rotation curves are a plot of the orbital speed of visible stars vs. distance with respect to the center of the galaxy. It is essentially a Newtonian concept, where Galilean velocity addition rules are used to compute velocities relative to the center of the galaxy from measurements made in the solar system. It applies as well to a first post-Newtonian approximation. In the exact theory, the construction does not hold in terms of the relative velocities between distant objects discussed in Sec. III F, given the fact that these report to the point of observation P , and the lack of transitivity and addition rules. In order to obtain a cogent plot one would need to determine v_s^α or v_{ast}^α with respect to an observer $\mathcal{O}(u)$ at the center, which is not possible for a galaxy given the central super-massive black hole therein. [As explained in Sec. III F, above, v_s^α , as given by Eq. (34), is not appropriate when gravitational effects are strong].

On the other hand, given a spherical or cylindrical-type coordinate system, the concept of angular velocity, $\Omega = d\phi/dt$ is always well defined. If the spacetime is stationary and axisymmetric (which, in rigor, is not the case of actual galaxies), then a constant Ω signals rigid rotation (see Sec. III E), since ∂_ϕ and ∂_t are both Killing vectors fields, and thus the corresponding 4-velocity $U^\alpha = U^0(\partial_t^\alpha + \Omega\partial_\phi^\alpha)$ is proportional to the Killing vector field $\partial_t^\alpha + \Omega\partial_\phi^\alpha$. If the spacetime is moreover asymptotically flat, and the coordinate system such that $\lim_{r \rightarrow \infty} g_{00} = -1$, Ω has the interpretation of angular velocity as measured by an observer $\mathcal{O}(u)$ at rest at infinity (whose proper time is $\tau_u = t$). This corresponds to a curve of angular velocities measured with respect to an universal time t , in agreement with the IAU framework, cf. Sec. III C. We will henceforth consider rotation curves based on the angular velocity with respect to the given coordinate system where the metric is explicitly time-independent, or, alternatively (for purposes of comparison with some notions in the literature) on the “coordinate speed”¹² $v_c(r) \equiv \Omega r$, so that rigid motion is a straight line of slope Ω .

An alternative definition of rotation curve would be to consider the relative velocity $v = \sqrt{v^\alpha v_\alpha}$ as given in Eq. (30),

¹² Defining equatorial coordinates $x = r \cos \phi$, $y = r \sin \phi$, we have $v_c = \sqrt{(dx/dt)^2 + (dy/dt)^2}$.

with respect to the observers $u^\alpha = (-g_{00})^{-1/2}\partial_t^\alpha$ at rest in the given coordinate system. Observe that, in the Lorentz frame momentarily comoving with $\mathcal{O}(u)$, $v^i = dx^i/d\tau_u$. Hence, that would amount to plot velocities as measured by different observers measuring different proper times $\tau_u = (-g_{00})^{1/2}t$ since the redshift factor $(-g_{00})^{1/2}$ is not a constant in general. Even in the PN regime, they do not correspond to the velocities dx^i/dt with respect to a given PN coordinate system, and have a counter-intuitive behavior; for instance, the function $v(r)$ is not a straight line for rigid motion (see Fig. 4 below).

IV. EXAMPLES

As seen in Secs. III E and III D, the Killing observers are a privileged class in stationary spacetimes, since they form rigid congruences; when they are moreover asymptotically inertial, their associated coordinate systems are a suitable generalization of the IAU reference system, which we shall next exemplify with the Kerr, NUT, van Stockum dust cylinder, and spinning cosmic string spacetimes. In some recent literature proposing certain exact dust solutions [13–15] — namely the Balasin-Grumiller (BG) solution [13] — as a galactic models, however, the ZAMOs congruence has been used instead as reference observers for computing rotation curves. In what follows, we will evince their inadequacy for this purpose in the above-mentioned well-known physical examples, and, finally, dissect the BG solution and the fundamental misconceptions leading to its use as a galactic model.

A. Kerr spacetime

The metric reads, in Boyer-Lindquist coordinates,

$$ds^2 = -\frac{\Delta}{\Sigma} (dt - a \sin^2 \theta d\phi)^2 + \frac{\Sigma}{\Delta} d\varrho^2 + \Sigma d\theta^2 + \frac{\sin^2 \theta}{\Sigma} [adt - (a^2 + \varrho^2)d\phi]^2, \quad (36)$$

where $\Sigma \equiv \varrho^2 + a^2 \cos^2 \theta$ and $\Delta \equiv \varrho^2 - 2M\varrho + a^2$. Observers with 4-velocity $u^\alpha = (-g_{00})^{-1/2}\partial_t^\alpha$, tangent to the Killing vector field $\xi = \partial_t$, are known as “static” observers (e.g. [97, 101]). They form a rigid congruence, and the associated reference frame is asymptotically inertial since $\lim_{\varrho \rightarrow \infty} g_{\alpha\beta} = \eta_{\alpha\beta}$. The coordinate system $\{t, \varrho, \theta, \phi\}$ is therefore, by Proposition III D, the generalization of the IAU reference system for this spacetime. The post-Newtonian limit of the metric is moreover well defined (obtained by neglecting all terms quadratic in a and, in the case of g_{ij} , all nonlinear terms),

$$ds^2 = -\left(1 - \frac{2M}{\varrho}\right) dt^2 - \frac{4aM}{\varrho} \sin^2 \theta d\phi dt + \left(1 + \frac{2M}{\varrho}\right) d\varrho^2 + \varrho^2 d\theta^2 + \varrho^2 \sin^2 \theta d\phi^2,$$

which, through a suitable transformation $\varrho = r_{\text{PN}} + M$ to the “post-Newtonian” radial coordinate $r_{\text{PN}} = \sqrt{x^2 + y^2 + z^2}$ (equaling, to this accuracy, the “radial” coordinate of either harmonic or isotropic coordinates, cf. [18] pp. 269-270) yields indeed a metric in the form (1), with $w = M/r_{\text{PN}}$, $\vec{A} = -2\vec{J} \times \vec{r}_{\text{PN}}/r_{\text{PN}}^3$, where $\vec{J} = aM\vec{e}_z$ is the black hole’s angular momentum.

This reference frame, however, is valid only outside the ergosphere [30, 95, 97], since, for $\varrho < M + \sqrt{M^2 - a^2 \cos^2 \theta} \equiv r_{\text{erg}}$, ∂_t becomes spacelike ($g_{00} > 0$), i.e., observers fixed with respect to the distant stars are no longer possible. Still, rigid observer congruences, tangent to Killing vector fields of the form $\zeta^\alpha = \partial_t^\alpha + \varpi \partial_\phi^\alpha$ (for ϖ some constant such that $\zeta^\alpha \zeta_\alpha < 0$ at the given radius) are possible inside the ergosphere $r_+ < \varrho < r_{\text{erg}}$. Inside the horizon $\varrho < r_+$, the radial coordinate ϱ becomes timelike, and the metric is no longer stationary (since no timelike Killing vector fields exist therein).

Other reference observers, not corresponding to an extension of the IAU reference system, prove sometimes suitable for some applications [95, 97, 102, 103]. That is the case of the ZAMOs, sometimes suggested to be the generalization of the Newtonian “nonrotating observers” [102] (and even having, somewhat misleadingly, been dubbed “rest frame” of asymptotically flat axisymmetric spacetimes [104]). Caution, however, is needed in interpreting their properties, as well as with extended reference frames based on them. Indeed, in recent literature they have been incorrectly claimed to be at rest relative to the “asymptotic observer who is at rest with respect to the rotation axis” [13, 14], and then used to compute rotation curves — an application for which they are in general unsuitable, as we shall see.

The angular velocity of the ZAMOs is, cf. Eq. (28),

$$\Omega_{\text{ZAMO}}(\varrho, \theta) = \frac{2aM\varrho}{(a^2 + \varrho^2)\Sigma + 2a^2M\varrho \sin^2 \theta},$$

which is not constant. By Eq. (29), this implies that the congruence shears, $\sigma_{\alpha\beta} \neq 0$. These are thus not observers attached to any rigid frame, and, in particular to the black hole’s asymptotic inertial rest frame. The closer to the ergosphere, the faster they move with respect to such frame (thus the more inadequate as reference observers for rotation curves). The velocity v_{rZ} of any circular motion with respect to the ZAMOs is readily computed from Eq. (31),

$$v_{rZ} = \pm \sqrt{\frac{\gamma_{rZ}^2 - 1}{\gamma_{rZ}^2}}; \quad \gamma_{rZ} \equiv -U_{\text{circ}}^\alpha (u_Z)_\alpha, \quad (37)$$

where $u_Z^\alpha = u_Z^0(\delta_0^\alpha + \Omega_{\text{ZAMO}}\delta_\phi^\alpha)$ is the ZAMOs 4-velocity, $U_{\text{circ}}^\alpha = U^0(\delta_0^\alpha + \Omega_{\text{circ}}\delta_\phi^\alpha)$ is the 4-velocity of the circular motion, Ω_{circ} its angular velocity, and the $+(-)$ sign applies to prograde (retrograde) motion. It can also be computed from Eq. (30), identifying $\{u^\alpha, u^\alpha\} \rightarrow \{U_{\text{circ}}^\alpha, u_Z^\alpha\}$, and recalling that $(u_Z)_i = 0$, to obtain $v_{rZ}^0 = 0 \Rightarrow v_{rZ}^\alpha = v_{rZ}^\phi \delta_\phi^\alpha$ and

$$v_{rZ}^\phi = \sqrt{-g^{00}}(\Omega_{\text{circ}} - \Omega_{\text{ZAMO}}); \quad v_{rZ} = v_{rZ}^\phi \sqrt{g_{\phi\phi}} \equiv v_{rZ}^\hat{\phi}. \quad (38)$$

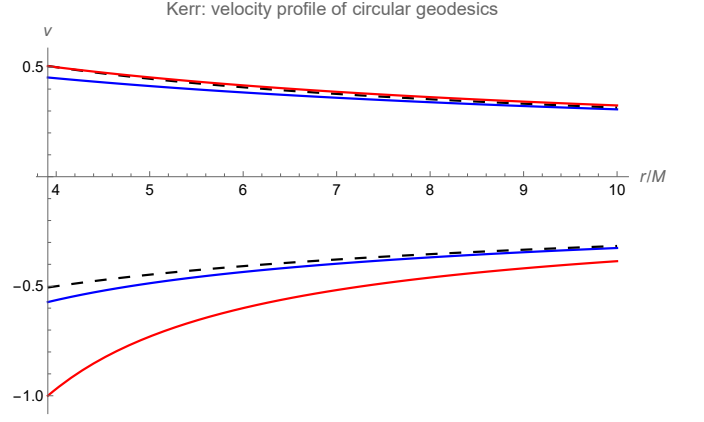


Figure 3. Velocity profile for circular equatorial geodesics in the Kerr spacetime. Dashed line is the Keplerian result $v_K = \pm\sqrt{M/r}$, blue solid lines are the general relativistic “coordinate velocity” $v_c = \Omega_{\text{geo}}r$, and red solid lines represent the velocity with respect to the ZAMOs, $v_{rZ} = v_{rZ}^\hat{\phi}$. As expected, v_c is lower (larger) than the Keplerian result for co-(counter-)rotating geodesics, being, in both cases, small corrections, for not too small r . Relative to the ZAMOs, however, there is a much larger difference between co- and counter-rotating geodesics, and a larger deviation from the Keplerian result, with v_{rZ} larger than the latter *even for co-rotating* geodesics.

It is thus proportional to the difference between the angular velocities of the circular motion and the ZAMOs, cf. [14, 95]. Here $v_{rZ}^\hat{\phi}$ is the azimuthal component in an orthonormal tetrad having $e_{\hat{\phi}} = g_{\phi\phi}^{-1/2}\partial_\phi$ as one of its axis. One may check that Eqs. (37)-(38) are equivalent to the definition used in [13–15] (where the tetrad $\{\mathbf{u}_Z, g_{\varrho\varrho}^{-1/2}\partial_\varrho, g_{\theta\theta}^{-1/2}\partial_\theta, g_{\phi\phi}^{-1/2}\partial_\phi\}$, comoving with the ZAMOs, is chosen).

The rotation curves obtained for circular equatorial geodesics in the Kerr spacetime are shown in Fig. 3. Both v_{rZ} and the usual coordinate velocity v_c with respect to the distant stars, as defined in Sec. III G, are plotted. Whereas v_c exhibits the expected behavior — namely, the velocity of the co-(counter-)rotating geodesic is lower (larger) than the Keplerian result, being, in both cases, a small correction to the latter for not too small r —, v_{rZ} , in turn, exhibits a much larger deviation from the Keplerian result, with the awkward feature that even the co-rotating geodesic is faster than the Keplerian result, for arbitrarily large radius. This is down to the fact that v_{rZ}^α is a velocity in terms not of an universal coordinate time, but of the proper times τ_Z of the local ZAMOs.

More importantly, at the horizon $r_+ = M + \sqrt{M^2 - a^2}$, the angular velocity of the ZAMOs coincides with that of the horizon:

$$\Omega_{\text{ZAMO}}(r_+, \theta) = \Omega_{\text{ZAMO}}(r_+) = \frac{a}{r_+^2 + a^2} = \Omega_H$$

i.e., such observers *comove* with the horizon. Hence, by confusing the ZAMOs with observers at rest with respect to the distant stars, one would conclude by Eq. (38) that Kerr black holes do not rotate after all. This evinces the absurdity one may be led to by using the ZAMOs as reference observers for rotation curves.

B. NUT spacetime

The NUT solution is a vacuum solution of the Einstein field equations interpreted as describing a black hole endowed with a gravitomagnetic monopole [3, 77, 105]. Different versions of the line element can be found in the literature (see e.g. [2]), one of them the following [2, 106, 107]:

$$ds^2 = -e^{2\Phi}(dt - \mathcal{A}_\phi d\phi)^2 + e^{-2\Phi}d\varrho^2 + (\varrho^2 + l^2)(d\theta^2 + \sin^2\theta d\phi^2); \quad (39)$$

$$\mathcal{A}_\phi = -2l(\cos\theta - 1); \quad e^{2\Phi} = 1 - 2\frac{M\varrho + l^2}{\varrho^2 + l^2}, \quad (40)$$

where M is the total mass and l is sometimes interpreted as half the gravitomagnetic (or NUT) charge. The metric is locally (since $\lim_{r \rightarrow \infty} R_{\alpha\beta\gamma\delta} = 0$) but *not* globally asymptotically flat (as $g_{\alpha\beta}$ is not asymptotically Minkowski when $l \neq 0$). The component $g_{0\phi}$ is singular (nonvanishing) along the semiaxis $\theta = \pi$; therefore, the metric (39) is not defined therein. In the limit $l = 0$, it reduces to the Schwarzschild metric. The gravitoelectric and gravitomagnetic fields are, from Eqs. (22),

$$G^i = -h^{ij}\Phi_{,j} = \frac{l^2(M - 2\varrho) - M\varrho^2}{(l^2 + \varrho^2)^2}\delta_\varrho^i; \quad (41)$$

$$H^i = e^\Phi \epsilon^{ijk} \mathcal{A}_{k,j} = -2l \frac{l^2 + (2M - \varrho)\varrho}{(l^2 + \varrho^2)^2} \delta_\varrho^i, \quad (42)$$

both being radial. Asymptotically, $\lim_{r \rightarrow \infty} \vec{G} = \lim_{r \rightarrow \infty} \vec{H} = \vec{0}$ [i.e., the acceleration $u^\alpha_{;\beta} u^\beta = -G^\alpha$ and vorticity $\omega^\alpha = H^\alpha/2$ asymptotically vanish, cf. Eq. (23)]; hence, the reference frame associated to the coordinate system in Eq. (39) is asymptotically inertial. In other words, fixed to the “distant stars”.

The radial gravitomagnetic field (42) corresponds to a gravitomagnetic monopole, whose origin remains however an open question. Inspired by a magnetic analogy, some authors have suggested that it consists of a gravitomagnetic (or NUT) charge [3, 77, 105], defined as follows. Let \mathcal{S} be a closed 2-surface on the space manifold (Σ, h) , and assume $\mathbf{d}\mathcal{A}$ to be well defined along \mathcal{S} ; the NUT charge enclosed in \mathcal{S} given by (cf. [77, 105, 108])

$$Q_{\text{NUT}} = \frac{1}{4\pi} \int_{\mathcal{S}} \mathbf{d}\mathcal{A} = \frac{1}{4\pi} \int_{\mathcal{S}} (\vec{\nabla} \times \vec{\mathcal{A}}) \cdot \vec{d}\mathcal{S} = \frac{1}{4\pi} \int_{\mathcal{S}} e^{-\Phi} \vec{H} \cdot \vec{d}\mathcal{S}, \quad (43)$$

where $(\vec{\nabla} \times \vec{\mathcal{A}})^i = \epsilon^{ijk} \mathcal{A}_{k,j}$ and $d\mathcal{S}_k \equiv \epsilon_{ijk} dx^i \wedge dx^j/2$ is an area element of \mathcal{S} (“volume” form of \mathcal{S} [30]). Apart from the factor $e^{-\Phi}$ in the integrand, Eq. (43) is formally analogous to the flat spacetime definition of magnetic charge through the Gauss law, $Q_M = \int_{\mathcal{S}} \vec{B} \cdot \vec{d}\mathcal{S}/4\pi$. For a *compact* 3-volume \mathcal{V} with boundary $\mathcal{S} = \partial\mathcal{V}$ where $\mathbf{d}\mathcal{A}$ is well defined everywhere, by virtue of the identity $\mathbf{d}(\mathbf{d}\mathcal{A}) = 0$ [$\Leftrightarrow \vec{\nabla} \cdot (\vec{\nabla} \times \vec{\mathcal{A}}) = 0$], an application of the Stokes theorem yields $Q_{\text{NUT}} = \int_{\mathcal{V}} \mathbf{d}(\mathbf{d}\mathcal{A})/(4\pi) = 0$. The 2-form $\mathbf{d}\mathcal{A} = 2l \sin\theta d\theta \wedge d\phi$ is however singular at the origin $\varrho = 0$, and has a well-defined

limit elsewhere along the axis [where the metric (39), in rigor, is not defined]. Assuming it to be continuous therein, and since it is well defined everywhere off the axis, by the Stokes theorem (see e.g. [11] Sec. 2.3) Q_{NUT} is zero for any closed surface \mathcal{S} not enclosing the singularity at $\varrho = 0$, and has the same (nonzero) value

$$Q_{\text{NUT}} = \frac{1}{4\pi} \int_{\mathcal{S}} 2l \sin\theta d\theta \wedge d\phi = l \int_0^\pi \sin\theta d\theta = 2l \quad (44)$$

when \mathcal{S} encloses it. This is the justification for the term NUT “charge”.

Other authors suggested that the gravitomagnetic monopole arises from a spinning cosmic string [2, 106, 107] — since, from the electromagnetic analogue discussed in Appendix A2, as well as the results from linearized theory in [106], one expects the tip of a semi-infinite spinning string to also generate a monopole-like field. This leads however to the possibility of a Dirac delta-type $\mathbf{d}\mathcal{A}$ (thus \vec{H}) along the axis, canceling out the integral in (43), analogously to the situation for a thin solenoid, Eq. (A3). An interpretation in terms of spinning strings is indeed consistent, as we shall now see. Let $\{t, r, \phi, z\}$ be a cylindrical coordinate system such that $\varrho^2 = r^2 + z^2$ and $\cos\theta = z/\varrho$. The Komar angular momentum [11, 109–112]

$$J = -\frac{1}{16\pi} \int_{\partial\mathcal{V}} \star \mathbf{d}\zeta; \quad \zeta = \partial_\phi, \quad (45)$$

inside a cylinder of lateral surface \mathcal{L} , parametrized by $\{\phi, z\}$, and top and bottom bases and \mathcal{B}_t and \mathcal{B}_b , parametrized by $\{r, \phi\}$, is

$$J = -\frac{1}{16\pi} \left[\int_{\mathcal{B}_t \cup \mathcal{B}_b} (\star d\zeta)_{r\phi} \mathbf{d}r \wedge d\phi + \int_{\mathcal{L}} (\star d\zeta)_{\phi z} \mathbf{d}\phi \wedge dz \right]. \quad (46)$$

Here $(\star \mathbf{d}\zeta)_{\alpha\beta} \equiv \zeta_{\nu;\mu} \epsilon^{\mu\nu}_{\alpha\beta}$ is the 2-form dual to $\mathbf{d}\zeta$. The explicit expressions for the components $(\star d\zeta)_{r\phi}$ and $(\star d\zeta)_{\phi z}$ are given in the Supplemental Material [113]. Outside the NUT black hole horizon $r_H = M + \sqrt{M^2 + l^2}$, the limit $\lim_{r \rightarrow 0} (\star d\zeta)_{r\phi} = 0$ is well defined; assuming $(\star d\zeta)_{r\phi}$ to be continuous at the axis $r = 0$ (namely, not of distribution-type therein, which is consistent with both physical models), we can compute J on cylinders whose bases intersect the axis. Since moreover $\lim_{z \rightarrow \pm\infty} (\star d\zeta)_{r\phi} = 0$, for an infinitely long cylinder the integral (46) reduces to $J = -(1/8) \int_{-\infty}^{\infty} (\star d\zeta)_{\phi z} dz = -l\infty$. For any cylinder above the horizon (i.e., a semi-infinite cylinder $\infty > z > r_H$) we have $J = 0$; and for a semi-infinite cylinder with $-\infty < z < r_H$, $J = -l\infty$. This suggests the source of \mathcal{A} to be a semi-infinite spinning string located at $-\infty < z < 0$, in agreement with the interpretation proposed in [2, 106].

Another form of the NUT metric given in the literature [2, 78] is obtained by replacing, in Eqs. (39)-(40) above,

$$\mathcal{A}_\phi = -2l \cos\theta. \quad (47)$$

This corresponds to performing on (39)-(40) the transformation $t' = t - 2l\phi$. We first remark that such transformation,

while still assuming ϕ to be a periodic coordinate (i.e., having closed integral lines), is a local but *not global diffeomorphism*; i.e., not a globally valid coordinate transformation. As such, it *globally* changes the metric (for a detailed discussion of this problem, we refer to Sec. 5.3.4 of [11]). The metric with (47) is now singular along the whole z -axis ($\theta = 0 \vee \theta = \pi$). The NUT charge remains the same, $Q_{\text{NUT}} = 2l$, but the Komar angular momentum is different: for an infinitely long cylinder, $J = -(1/8) \int_{-\infty}^{\infty} (\star d\zeta)_{\phi z} dz$ is now a nonconverging integral with zero principal value. Namely, $\lim_{a \rightarrow \infty} \int_{-a}^a (\star d\zeta)_{\phi z} dz = 0$, but, e.g., $\lim_{a \rightarrow \infty} \int_{-2a}^{2a} (\star d\zeta)_{\phi z} dz = l\infty$ and $\lim_{a \rightarrow \infty} \int_{-2a}^a (\star d\zeta)_{\phi z} dz = -l\infty$. This suggests that the gravitomagnetic potential (47) arises from a *pair of counter-rotating semi-infinite spinning strings*, one located at $-\infty < z < 0$, and the other at $0 < z < \infty$. Computation of the Komar angular momentum contained within finite cylinders supports this interpretation; and its analytical value within a 2-sphere \mathcal{S} of (arbitrary) radius $r = R$ is consistently [and contrary to the case for version (40) of the metric] zero:

$$\begin{aligned} J(R) &= -\frac{1}{16\pi} \int_{\mathcal{S}} (\star d\zeta)_{\theta\phi} d\theta d\phi \\ &= l \frac{l^2(M - 3R) + R^2(R - 3M)}{4(R^2 + l^2)} \int_0^\pi \sin(2\theta) d\theta = 0. \end{aligned}$$

Regardless of their physical interpretation (either as NUT charges or semi-infinite spinning strings), it is important to note, in both metrics (40) and (47), that: (i) the singularities drag the ZAMOs, causing them to have nonzero angular velocity $\Omega_{\text{ZAMO}} = -\mathcal{A}_\phi e^{2\Phi}/g_{\phi\phi}$ with respect to the distant stars, cf. Eq. (28); for the metric version in (47), it reads

$$\Omega_{\text{ZAMO}} = - \left[2l \cos \theta + \frac{(l^2 + \varrho^2) \sin^2 \theta}{2l \cos \theta (l^2 + 2M\varrho - \varrho^2)} \right]^{-1}.$$

(ii) They generate also a gravitomagnetic field \vec{H} (i.e., the compass of inertia is also dragged), manifesting in the precession of gyroscopes (26) and gravitomagnetic forces on test particles (19). (iii) They change also the gravitoelectric field comparing to that of the Schwarzschild solution; this is because the gravitomagnetic field acts as a source for the gravitoelectric field, via the first of Eqs. (24), which in vacuum reduces to $\tilde{\nabla} \cdot \vec{G} = \vec{G}^2 + \vec{H}^2/2$.

C. The van Stockum rotating cylinder

The van Stockum solution is an exact solution of the Einstein field equations corresponding to an infinite, rigidly rotating cylinder of dust. Let R denote the cylinder's radius. In coordinates comoving with the dust, the interior ($r < R$) metric takes the form [6, 11, 114]

$$ds^2 = -(dt - wr^2 d\phi)^2 + e^{-w^2 r^2} (dr^2 + dz^2) + r^2 d\phi^2, \quad (48)$$

where w is a positive constant. The exterior metric, in these coordinates, is given by e.g. Eqs. (78)-(82) of [11], or Eqs.

(2), (11)-(14) of [114]. The fact that the interior metric (48) is time-independent in comoving coordinates reflects that the dust rotates rigidly (cf. Sec. III E). The vanishing gravitoelectric potential and field, $\Phi = 0 \Rightarrow \vec{G} = 0$, means that observers or particles at rest in these coordinates are in fact following geodesics. This reflects that the dust is solely driven by gravity which, in the co-rotating reference frame, can be cast as the centrifugal inertial force exactly canceling out the gravitational attraction. For $r > 1/w$, the ϕ coordinate becomes timelike ($g_{\phi\phi} < 0$), and so the integral lines of ∂_ϕ are closed timelike curves [115] (in other words, there is a ‘‘time machine’’ in that region).

Within the limit $wR < 1/2$, the metric can be matched to an exterior solution admitting a coordinate system fixed to the distant stars (i.e., to the asymptotic inertial rest frame) [6, 11]. The angular velocity of the dust with respect to the star-fixed frame is

$$\Omega = \frac{w}{(1 - 2\lambda_m)^2}, \quad (49)$$

where $\lambda_m = [1 - \sqrt{1 - 4w^2 R^2}]/4$ is the cylinder's Komar mass per unit z -length [11]. In such star-fixed coordinates, the interior metric takes the form in Eqs. (78), (88), (101) and (102) of [11], whereas the exterior metric reads

$$\begin{aligned} ds^2 &= -\frac{r^{4\lambda_m}}{\alpha} \left(dt - \frac{j}{\lambda_m - 1/4} d\phi \right)^2 + \alpha r^{2(1-2\lambda_m)} d\phi^2 \\ &+ \left[\frac{e^{1/2} r}{R} \right]^{-4\lambda_m(1-2\lambda_m)} (dr^2 + dz^2), \end{aligned} \quad (50)$$

where $\alpha \equiv R^{4\lambda_m} (1 - 2\lambda_m)^3 / (1 - 4\lambda_m)$ and $j = R^4 w^3 / 4$ is the cylinder's Komar angular momentum per unit z -length [11]. The exterior gravitoelectric and gravitomagnetic fields are, cf Eqs. (22),

$$G_i = -\frac{2\lambda_m}{r} \delta_i^r; \quad \vec{H} = 0. \quad (51)$$

Asymptotically, $\vec{G} \stackrel{r \rightarrow \infty}{\approx} \vec{0}$, hence the reference frame associated to the coordinate system in (50) is *asymptotically* inertial; it is also rigid (hence shear-free), since the metric is explicitly time-independent in these coordinates (cf. Sec. III E). Therefore, it is indeed a frame fixed to the ‘‘distant stars’’, and, by proposition III D, the generalization of the IAU reference system to this solution.

The angular velocity of the ZAMOs with respect to the star-fixed frame equals the sum of their angular velocity with respect to the dust [i.e., to the coordinate system in (48)] with the angular velocity (49) of the dust relative to the star-fixed frame,

$$\Omega_{\text{ZAMO}}(r) = \frac{w}{w^2 r^2 - 1} + \Omega \quad (r \leq R). \quad (52)$$

The ZAMOs are thus dragged by the cylinder's rotation, causing them to describe circular motions. Notice that, since $\Omega_{\text{ZAMO}}(r)$ depends on the radius, they are, by virtue of Eq. (29), a shearing congruence of observers. All this makes the

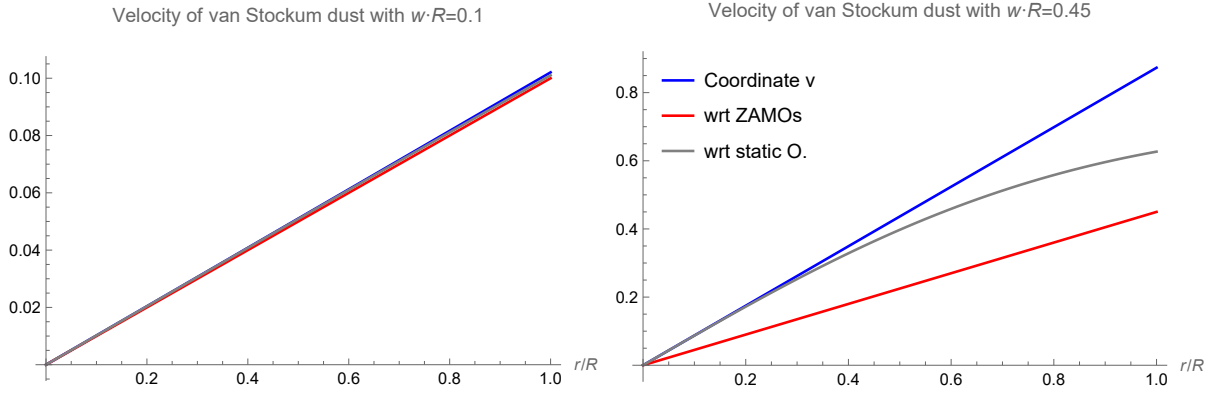


Figure 4. Velocity profile for the van Stockum rigidly rotating dust cylinder, according to three different definitions: the coordinate velocity $v_c = \Omega r$ with respect to star fixed coordinates (blue line), the velocity $v_{rZ}(r)$ relative to the ZAMOs (red line), and the velocity $v(r)$ with respect to the static observers [as given by Eqs. (30)-(31) with $u^\alpha = (-g_{00})^{-1/2} \partial_t^\alpha$, gray line]. For slow cylinders (left panel), the three curves almost coincide; for fast cylinders, where the dragging of the ZAMOs becomes important, the velocity with respect to the ZAMOs greatly differs from the other definitions — even close to the axis $r = 0$, where the dust is slowly rotating.

ZAMOs unsuitable as a reference frame for measuring the dust's rotation curve, as we shall now see. Since the dust rotates rigidly with constant angular velocity (49), its rotation curve is, in star fixed coordinates, the straight line $v_c(r) = \Omega r$. In Fig. 4 this is plotted and compared with the curve of the velocity relative to the ZAMOs, obtained from Eq. (30) or (31) identifying $\{u'^\alpha, u^\alpha\} \rightarrow \{u^\alpha, u_Z^\alpha\}$, so that

$$v_{rZ}(r) = v_{rZ}^{\hat{\phi}}(r) = wr. \quad (53)$$

Interestingly, $v_{rZ}(r)$ yields also a straight line.¹³ Observe that, since the rotating dust is self-gravitating, the Komar mass per unit length, λ_m , is also a measure of the cylinder's rotation speed; its allowed value range (for Weyl class rotating cylinders [11]) is $0 < \lambda_m < 1/4$, corresponding to $0 < wR < 1/2$. For slow cylinders (i.e., small λ_m), the dragging of the ZAMOs is small, and therefore $v_c(r) = \Omega r$ is close to $v_{rZ}(r)$, cf. Eqs (49) and (53). For fast cylinders, however, they are very different, as exemplified in the right panel of Fig. 4 (for $wR = 0.4 \Leftrightarrow \lambda_m = 0.1$).

D. Cosmic string

The zero Komar mass ($\lambda_m = 0$) limit of (50) yields the exterior metric of a spinning cosmic string [8, 116, 117] of

¹³ In spite of being the relative velocity of a rigid dust with respect to a shearing (thus nonrigid) congruence of observers. This can be easily understood in the coordinates of (48), where the dust is at rest and $\Omega_{ZAMO}(r) = -wr^2/g_{\phi\phi}$. Using $U_{dust}^i = 0$ and $u_Z^{\hat{\phi}} = \Omega_{ZAMO} u_Z^0$, we have, from Eq. (30), identifying $\{u'^\alpha, u^\alpha\} \rightarrow \{U_{dust}^\alpha, u_Z^\alpha\}$, $v_{rZ}^{\hat{\phi}} = v_{rZ}^{\hat{\phi}} \sqrt{g_{\phi\phi}} = -\Omega_{ZAMO} u_Z^0 \sqrt{g_{\phi\phi}}$, where $u_Z^0 = dt/d\tau_Z = \sqrt{g_{\phi\phi}}/r$. Thus, it is the radial dependence of the ZAMO's proper time (i.e., the fact that their clocks tick at different rates), combined with that of $g_{\phi\phi}$, that exactly balances the radial variation of $\Omega_{ZAMO}(r)$.

angle deficit $2\pi(1 - \alpha^{1/2})$,

$$ds^2 = -\frac{1}{\alpha} [dt + 4j d\phi]^2 + dr^2 + dz^2 + \alpha r^2 d\phi^2. \quad (54)$$

The spacetime is in this case locally flat ($R_{\alpha\beta\gamma\delta} = 0$) for $r \neq 0$. The GEM inertial fields vanish,

$$\vec{G} = \vec{H} = 0,$$

thus there are no gravitational forces of any kind. Only global gravitational effects subsist, namely those governed by $\mathcal{A} = -4j d\phi$, which include a Sagnac effect (27) (thus dragging of the ZAMOs) and a synchronization gap (8) along closed loops C enclosing the string (i.e., the axis $r = 0$), and those governed by α , which include a holonomy [118, 119] along C (vectors parallel transported along such loops turn out rotated by an angle $-2\pi\alpha^{1/2}$ about the z -axis when they return to the initial position), and double images of objects located behind the string [22, 119].

Since $\vec{G} = \vec{H} = 0$, observers at rest in the coordinates of (54) are, as is well known, inertial, and fixed to the distant stars. Such coordinates provide thus the generalization of the IAU system for this spacetime. The ZAMOs, in turn, have angular velocity

$$\Omega_{ZAMO} = \frac{4j}{\alpha^2 r^2 - 16j^2}$$

with respect to the star-fixed frame. Relative to them, inertial bodies which are at rest in the star fixed frame move along counter-rotating circular trajectories with angular velocity $-\Omega_{ZAMO}$, and relative velocity

$$v_{rZ}^{\hat{\phi}} = -\sqrt{-g^{00}} \Omega_{ZAMO}; \quad v_{rZ}(r) = v_{rZ}^{\hat{\phi}} = -\frac{4j}{\alpha r} \quad (55)$$

[the derivation is analogous to that of Eq. (38), with $u^\alpha = (-g_{00})^{-1/2} \delta_0^\alpha$ in the place of U_{circ}^α]. Thus, taking the perspective of the ZAMOs, one would conclude that circular

geodesics around a cosmic string exist. Again, this hints on the absurdities one is led to by using ZAMOs as reference observers for rotation curves (confusing them with observers at rest with respect to asymptotic inertial frames): circular orbits are impossible in this spacetime, since there is no gravitational attraction to sustain them (cosmic strings exert no gravitational attraction, as is well known).

The metric (54) can be considered for all space excluding the axis $r = 0$; it describes, in this case, the exterior field of an infinitely thin string. Along the axis $r = 0$, where the gravitomagnetic potential 1-form $\mathcal{A} = -4j\mathbf{d}\phi$ [and thus the metric (54)] would be singular, the solution (54) is then assumed to be matched [117] to the singular limit of an interior solution with curvature $R_{\alpha\beta\gamma\delta}$ and energy momentum tensor $T^{\alpha\beta}$ in the form of Dirac delta functions [118, 119]. It is in these singularities along the axis that *all of the angular momentum present in the spacetime is localized*, which can be seen as follows. Using the identity $\mathbf{d}(\star\mathbf{d}\zeta) = -2R_{\alpha\beta}\zeta^\beta d\mathcal{V}^\alpha$, where $\zeta^\alpha = \partial_\phi^\alpha$ and $d\mathcal{V}_\alpha = \epsilon_{\alpha\mu\nu\lambda}\mathbf{d}x^\mu \wedge \mathbf{d}x^\nu \wedge \mathbf{d}x^\lambda / 6$ is the volume element 1-form of \mathcal{V} , to write the angular momentum (45) in terms of a volume integral, we have [11, 109]

$$J = \frac{1}{8\pi} \int_{\mathcal{V}} R_{\alpha\beta} \zeta^\beta d\mathcal{V}_\alpha. \quad (56)$$

Since (54) is a vacuum solution ($R_{\alpha\beta} = 0$), we see that the angular momentum inside any 2-surface $\partial\mathcal{V} \equiv \mathcal{S}$ not crossing the axis is zero. Consider now \mathcal{V} to be a simply connected tube, of arbitrary section, parallel to the z -axis, and of length $\Delta z \equiv z_t - z_b$. Let $\partial\mathcal{V} = \mathcal{L} \cup \mathcal{B}_1 \cup \mathcal{B}_2$ be the boundary of such tube, where \mathcal{L} is the tube's lateral surface, parametrized by $\{\phi, z\}$, and \mathcal{B}_t and \mathcal{B}_b are its top and bottom bases, parametrized by $\{r, \phi\}$ and orthogonally crossing the z -axis at z_t and z_b . From Eq. (46), noting that $(\star d\zeta)_{r\phi} = 0$ (and assuming its continuity at $r = 0$), and $(\star d\zeta)_{\phi z} = -8j$, the Komar angular momentum inside $\partial\mathcal{V}$ is thus

$$J = -\frac{1}{16\pi} \int_{z_b}^{z_t} dz \int_0^{2\pi} (\star d\zeta)_{\phi z} = j\Delta z. \quad (57)$$

It follows from (56) that, for any compact 3-volume \mathcal{V}' crossing the z -axis at the same points z_t and z_b , the Komar angular momentum has the same value (57), regardless of the shape of \mathcal{V}' .

E. The Balasin-Grumiller “galactic” toy-model

In Ref. [13], a metric in the form

$$ds^2 = -(dt - N d\phi)^2 + r^2 d\phi^2 + e^\nu (dr^2 + dz^2), \quad (58)$$

where $\nu \equiv \nu(r, z)$ and

$$N(r, z) = V_0(R - r_0) + \frac{V_0}{2} [d_{r_0} + d_{-r_0} - d_R - d_{-R}], \quad (59)$$

$$d_R \equiv \sqrt{r^2 + (z - R)^2}; \quad d_{-R} \equiv \sqrt{r^2 + (z + R)^2}; \quad (60)$$

$$d_{r_0} \equiv \sqrt{r^2 + (z - r_0)^2}; \quad d_{-r_0} \equiv \sqrt{r^2 + (z + r_0)^2}, \quad (61)$$

has been claimed to describe, in comoving coordinates, a rotating dust with a velocity profile similar to the observed galactic rotation curves. Its parameters have the following interpretation: r_0 is the radius of the galactic bulge region, R is the radial extension of the galactic disk in the equatorial plane, and V_0 is claimed to roughly represent the dust velocity, with respect to the ZAMOS, in the “flat regime.” For the Milky Way, these values are taken as $r_0 = 1\text{kpc}$, $R = 100\text{kpc}$, $V_0 = 220\text{km/s}$.

1. The dust is static

As correctly claimed in [13], the “dust” is at rest in the coordinates of (58) (indeed, the mass-energy current relative to such frame, $J^i = -T^{i\beta}u_\beta$, vanishes). We note the formal similarities between (58) and the line element of the van Stockum interior solution (48). Like in the latter, one is dealing with a *rigid dust*, since *in comoving coordinates the metric is time-independent* (see Sec. III E). This alone would suffice to immediately rule it out as a viable galactic model: the flat rotation curves observed in galaxies are of course incompatible with rigid motion: their angular velocity is nonconstant, which via (29) implies a shearing motion. The situation is, however, even worse, as we shall see next.

Noticing that $\epsilon^{ijk} = [ijk]/\sqrt{h}$, where $h = r^2 e^{2\nu}$ is the determinant of the space metric h_{ij} as defined in Eq. (16), the gravitomagnetic field (22) is given by $H^i = \epsilon^{ijk} \mathcal{A}_{k,j} = [N_{,r} \delta_z^i - N_{,z} \delta_r^i] e^{-\nu}/r$, reading, explicitly,

$$H^i = \frac{e^{-\nu} V_0}{2} \left[\frac{1}{d_{r_0}} + \frac{1}{d_{-r_0}} - \frac{1}{d_R} - \frac{1}{d_{-R}} \right] \delta_z^i + \frac{e^{-\nu} V_0}{2r} \left\{ \frac{z - R}{d_R} + \frac{z + R}{d_{-R}} - \frac{z - r_0}{d_{r_0}} - \frac{z + r_0}{d_{-r_0}} \right\} \delta_r^i \quad (62)$$

(observe that the factor $e^{-\nu}$ drops out of its covariant components $H_i = h_{ij} H^j = e^\nu H^i$.) This field is plotted in Fig. 5. Asymptotically, it vanishes, $\lim_{r \rightarrow \infty} H_i = \lim_{z \rightarrow \infty} H_i = 0$; since, moreover, the gravitoelectric field is zero everywhere, $G_i = -\Phi_{,i} = 0$, it follows that, in the limits $r \rightarrow \infty$ or $z \rightarrow \infty$, no inertial forces are exerted on any test body, according to Eq. (19). The reference frame is thus *asymptotically inertial*. It is the only rigid congruence of observers to be so in this spacetime; in fact, it is the only globally defined Killing observer congruence, since $\xi^\alpha = \partial_t^\alpha$ is the only Killing vector field that is timelike at infinity.¹⁴ The coordinate system in (58) corresponds thus to the generalization of

¹⁴ Any Killing vector field of the metric (58) can be written in the form $\chi^\alpha = \partial_t^\alpha + \Omega \partial_\phi^\alpha$, with Ω a constant. The norm of such vector is

$$\chi^\alpha g_{\alpha\beta} \chi^\beta = g_{00} + 2g_{0\phi} \Omega + g_{\phi\phi} \Omega^2 = -1 + 2N\Omega + (r^2 - N^2)\Omega^2.$$

Since $\lim_{r \rightarrow \infty} N = \lim_{z \rightarrow \infty} N = V_0(R - r_0) = \text{const}$, then, for $r \rightarrow \infty$, the condition $\chi^\alpha g_{\alpha\beta} \chi^\beta < 0$ is satisfied only if $\Omega = 0$.

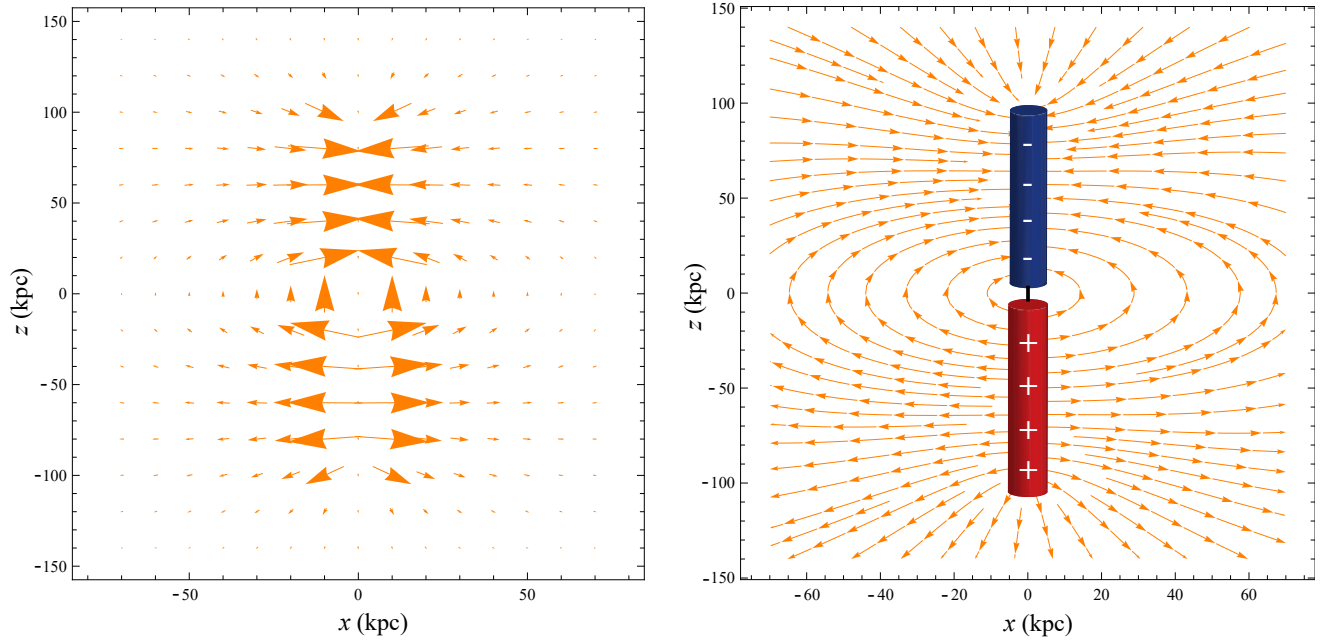


Figure 5. Plot of the gravitomagnetic \vec{H} of the Balasin-Grumiller solution for $r_0 = 1$ kpc and $R = 100$ kpc. Left panel: arrow size reflects field strength; right panel: the corresponding field lines. This corresponds to the gravitomagnetic field produced by a pair of oppositely charged NUT rods along the z -axis, the positive rod located at $-r_0 > r > -R$, and the negative rod at $r_0 < r < R$. Apart from the factor $e^{-\nu}$, the field \vec{H} has precisely the same form as the electric field produced by a pair of oppositely charged rods.

the IAU reference system for this solution. The fact that the dust is at rest in such frame means that it is static with respect to the asymptotic inertial frame (thus nonrotating with respect to the distant quasars).

The fact that $\vec{G} = 0$ in this frame means that the “galaxy” would exert no gravitational attraction at all; this is consistent with the fact that the Komar mass vanishes (Sec. IV E 2 below). Moreover, since $g_{00} = -1$ (i.e., $\Phi = 0$), the dust 4-velocity coincides with the time Killing vector field, $u^\alpha = \partial_t^\alpha \equiv \xi^\alpha$; and since $k_\alpha \xi^\alpha$ is a conserved quantity along a geodesic of tangent k^α , this implies that an observer sitting on one of the stars (at P) would measure no redshift (32) from the other stars (at P'): $\nu'/\nu = \xi_\alpha k_{P'}^\alpha / \xi_\alpha k_P^\alpha = 1$. Then, according to Eq. (33), which, in the nonrelativistic limit, yields $\nu'/\nu \simeq 1 \pm v_{\text{rad}}$, their relative radial velocity v_{rad} would be zero. This would contradict the well known measurements in the Milky Way: the measured redshift between stars is of course not zero — it is precisely from it that the stars’ radial velocities, and the galactic rotation curve, are computed.

So, summarizing, according to this model:

- Galaxies would be *static* (i.e., would not rotate with respect to the distant quasars);
- they would not generate gravitational attraction (since $\vec{G} = 0$), would have zero Komar mass, and the light emitted by stars would not be redshifted (since $\Phi = 0$).

Of course, all of this is preposterous, and contrary to measurement; in what follows we will merely dissect the model, the actual origin of its gravitomagnetic field and potential, the

mechanism by which the dust can remain static, and the basic misunderstanding that led to the claimed rotation curves.

2. Mass and angular momentum

If in a stationary spacetime the timelike Killing vector field $\partial_t^\alpha = \xi^\alpha$ is tangent to inertial observers at infinity (corresponding to the source’s asymptotic inertial “rest” frame), and is moreover normalized so that $\xi^\alpha \xi_\alpha \xrightarrow{r \rightarrow \infty} -1$, then the Komar mass contained in a compact spacelike hypersurface (i.e., 3-volume) \mathcal{V} with boundary $\partial\mathcal{V}$ is defined as [11, 73, 110, 111, 120]

$$M = \frac{1}{8\pi} \int_{\partial\mathcal{V}} \star d\xi, \quad (63)$$

where $(\star d\xi)_{\alpha\beta} \equiv \xi_{\nu;\mu} \epsilon^{\mu\nu}_{\alpha\beta}$ is the 2-form dual to $d\xi$. It is interpreted as the “active gravitational mass,” or total mass/energy present in the spacetime [73, 110, 120, 121]. Noting that $d(\star d\xi) = -2R_{\alpha\beta} \xi^\beta dV^\alpha$, where $dV_\alpha = \epsilon_{\alpha\mu\nu\lambda} dx^\mu \wedge dx^\nu \wedge dx^\lambda / 6 = -n_\alpha dV$ is the volume element 1-form of \mathcal{V} and n^α its unit future-pointing normal vector, and since \mathcal{V} is compact, one can use the Stokes theorem to write (63) as a volume integral [11, 73, 109],

$$M = -\frac{1}{4\pi} \int_{\mathcal{V}} R_{\beta}^{\alpha} \xi^{\beta} dV_{\alpha} = \frac{1}{4\pi} \int_{\mathcal{V}} R_{\beta}^{\alpha} \xi^{\beta} n_{\alpha} dV. \quad (64)$$

Considering spherical coordinates $\{\varrho, \theta, \phi\}$, so that $r = \varrho \sin \theta$, $z = \varrho \cos \theta$, and taking $\partial\mathcal{V}$ as a 2-sphere of radius

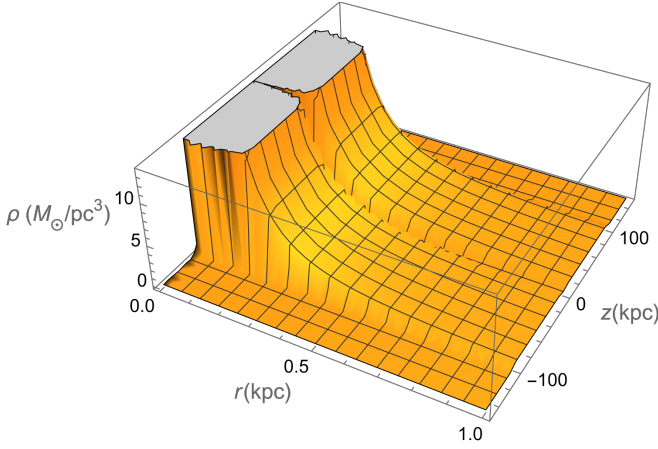


Figure 6. Dust mass density ρ in solar masses (M_\odot) per cubic parsec (pc), for $r_0 = 1$ kpc, $R = 100$ kpc, $V_0 = 220$ km/s, and assuming, in Eq. (68), $\nu \approx 0$. ρ is positive everywhere, being infinite along the axial rods defined by $r = 0$, $r_0 < |z| < R$, and finite elsewhere.

$\varrho = \varrho_s$, parametrized by $\{\theta, \phi\}$, Eq. (63) yields

$$M = \frac{1}{8\pi} \int_{\partial\mathcal{V}} (\star d\xi)_{\theta\phi} \mathbf{d}\theta \wedge \mathbf{d}\phi = \frac{1}{4} \int (\star d\xi)_{\theta\phi}|_{\varrho=\varrho_s} d\theta, \quad (65)$$

where

$$\begin{aligned} (\star d\xi)_{\theta\phi} &= \frac{V_0^2}{4} (2R - 2r_0 - d_R - d_{-R} + d_{r_0} + d_{-r_0}) \\ &\times \left\{ \frac{R}{\tan\theta} \left[\frac{1}{d_R} - \frac{1}{d_{-R}} \right] + \frac{r_0}{\tan\theta} \left[\frac{1}{d_{-r_0}} - \frac{1}{d_{r_0}} \right] \right. \\ &\left. + \frac{\rho}{\sin\theta} \left[\frac{1}{d_{r_0}} + \frac{1}{d_{-r_0}} - \frac{1}{d_R} - \frac{1}{d_{-R}} \right] \right\}. \quad (66) \end{aligned}$$

Taking the sphere to be infinitely large (i.e., $\varrho_s \rightarrow \infty$) leads to the Komar mass of the whole spacetime. Since, asymptotically,

$$(\star d\xi)_{\theta\phi} \stackrel{\varrho \rightarrow \infty}{=} \frac{V_0^2 \sin\theta}{2\varrho^2} (R - r_0)^2 (R + r_0), \quad (67)$$

we have $\lim_{\varrho \rightarrow \infty} (\star d\xi)_{\theta\phi} = 0$, and therefore, by (65), the spacetime has zero total Komar mass, $M_{\text{total}} = 0$.

The dust however has positive energy density $\rho = T_{\alpha\beta} u^\alpha u^\beta = T_{00} = R_{00}/(4\pi)$:

$$\begin{aligned} \rho(r, z) &= \frac{V_0^2 e^{-\nu}}{32\pi} \left[\left(\frac{1}{d_R} + \frac{1}{d_{-R}} - \frac{1}{d_{r_0}} - \frac{1}{d_{-r_0}} \right)^2 \right. \\ &\left. + \frac{1}{r^2} \left(\frac{R-z}{d_R} - \frac{R+z}{d_{-R}} + \frac{r_0+z}{d_{-r_0}} - \frac{r_0-z}{d_{r_0}} \right)^2 \right], \quad (68) \end{aligned}$$

plotted in Fig. (6). The Komar mass within any hollow cylinder $r_{\text{in}} < r < r_c$ can be computed by the volume integral (64),

$$M_{\text{dust}} = \frac{1}{4\pi} \int_{\mathcal{V}} R^0_0 n_0 d\mathcal{V} = 2\pi \int_{r_{\text{in}}}^{r_c} \int_{z_b}^{z_t} \rho e^\nu r dr dz, \quad (69)$$

[which, after substituting (68), does not depend on $\nu(r, z)$] where in the second equality we used the energy-momentum tensor of dust, $T^{\alpha\beta} = \rho u^\alpha u^\beta = \rho \delta_0^\alpha \delta_0^\beta$, \mathcal{V} is a hollow cylinder in a hypersurface $t = \text{const}$, so that $n_\alpha = -r(r^2 - N^2)^{-1/2} \delta_\alpha^0$, g_{ij} is the metric induced therein [which follows from (58) by taking $dt = 0$], and $d\mathcal{V} = \sqrt{|g_{ij}|} dr d\phi dz$, with $|g_{ij}| = e^\nu (r^2 - N^2)^{1/2}$. Since $\rho > 0$, M_{dust} is positive; since this is valid for any hollow cylinder, the vanishing total mass M_{total} implies the axis $r = 0$ to have nonvanishing *negative* Komar mass.

In Fig. 7 the Komar mass of infinitely long solid and hollow cylinders are plotted as functions of their outer and inner radii, respectively. The mass of the solid cylinders is computed through the surface integral in Eq. (63), taking $\partial\mathcal{V} = \mathcal{L} \cup \mathcal{B}_t \cup \mathcal{B}_b$ to be their boundary, where \mathcal{L} is the cylinder's lateral surface, parametrized by $\{\phi, z\}$, and \mathcal{B}_t and \mathcal{B}_b its top and bottom bases, lying in planes orthogonal to the z -axis and parametrized by $\{r, \phi\}$. Equation (63) then becomes

$$\begin{aligned} M &= \frac{1}{8\pi} \left[\int_{\mathcal{B}_t \cup \mathcal{B}_b} (\star d\xi)_{r\phi} \mathbf{d}r \wedge \mathbf{d}\phi + \int_{\mathcal{L}} (\star d\xi)_{\phi z} \mathbf{d}\phi \wedge \mathbf{d}z \right] \\ &= \frac{1}{4} \int_0^{r_c} [(\star d\xi)_{r\phi}|_{z=z_t} - (\star d\xi)_{r\phi}|_{z=z_b}] dr \\ &\quad + \frac{1}{4} \int_{z_b}^{z_t} (\star d\xi)_{\phi z}|_{r=r_c} dz, \quad (71) \end{aligned}$$

where r_c is the cylinder's radius, and the components $(\star d\xi)_{r\phi}$ and $(\star d\xi)_{\phi z}$ read

$$\begin{aligned} (\star d\xi)_{r\phi} &= \frac{V_0^2}{4r} (2R - 2r_0 - d_R - d_{-R} + d_{r_0} + d_{-r_0}) \\ &\times \left[\frac{R-z}{d_R} - \frac{R+z}{d_{-R}} - \frac{r_0-z}{d_{r_0}} + \frac{r_0+z}{d_{-r_0}} \right]; \\ (\star d\xi)_{\phi z} &= \frac{V_0^2}{4} (2R - 2r_0 - d_R - d_{-R} + d_{r_0} + d_{-r_0}) \\ &\times \left[\frac{1}{d_{r_0}} + \frac{1}{d_{-r_0}} - \frac{1}{d_R} - \frac{1}{d_{-R}} \right]. \end{aligned}$$

For finite radius r_c , the mass of the solid cylinders is negative; it becomes larger for increasing r_c , approaching $M = 0$ as $r_c \rightarrow \infty$. This is because the larger the cylinder, the more dust (whose mass M_{dust} is positive) it encloses. The mass of the hollow cylinders, as expected, increases as its inner radius r_{in} decreases; however it approaches $+\infty$ as $r_{\text{in}} \rightarrow 0$. This is because the mass density peaks to infinity as $\rho \sim r^{-2}$ approaching the rods $-R < z < -r_0$, $r_0 < z < R$ along the axis, see Fig. (6). Since any cylinder enclosing such rods has finite mass, this implies as well that the rods have an infinite negative Komar mass. We thus have the structure depicted in Fig. 8.

Analogously to Eq. (70), the Komar angular momentum (45) contained within a cylinder of boundary $\partial\mathcal{V} = \mathcal{L} \cup \mathcal{B}_t \cup \mathcal{B}_b$

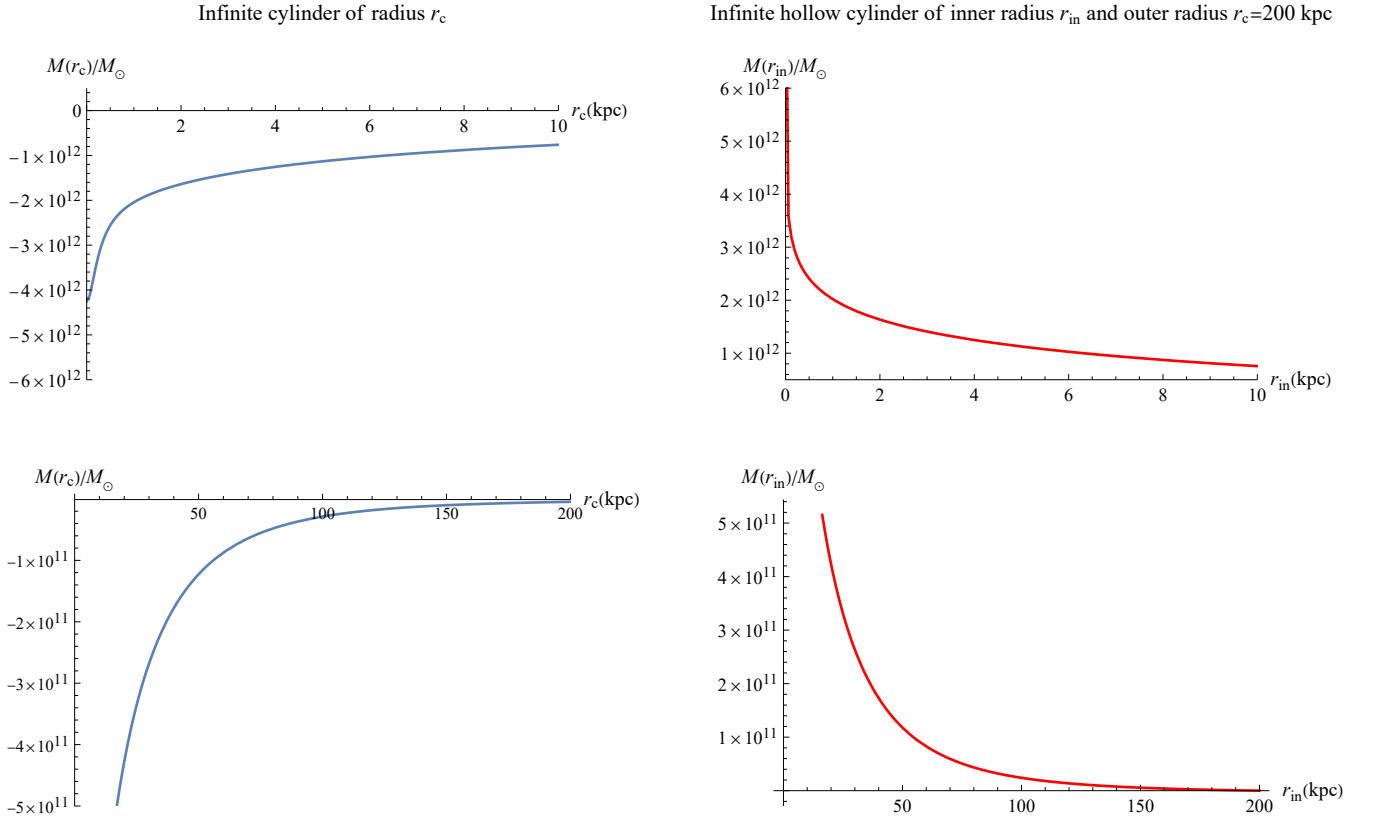


Figure 7. Left panel: Komar mass contained within an infinitely long solid cylinder plotted as a function of its radius r_c , measured in solar masses (M_\odot). Right panel: Komar mass within an infinitely long hollow cylinder of outer radius $r_c = 200$ kpc, plotted as a function of its inner radius r_{in} . It is assumed, in both cases, $r_0 = 1$ kpc, $R = 100$ kpc, $V_0 = 220$ km/s. The mass of the solid cylinder is always finite and negative, approaching $M(r_c) = 0$ for $r_c \rightarrow \infty$. The mass of the hollow cylinder is always positive, as expected for dust; until the bulge $r_{in} \approx 2$ kpc, its mass is in line with known estimates for the Milky Way's mass ($\sim 10^{12} M_\odot$); it peaks to infinity however as $r_{in} \rightarrow 0$, implying the axis $r = 0$ itself to have an infinite negative mass.

is

$$J = -\frac{1}{16\pi} \left[\int_{\mathcal{B}_t \sqcup \mathcal{B}_b} (\star d\zeta)_{r\phi} \mathbf{d}r \wedge \mathbf{d}\phi + \int_{\mathcal{L}} (\star d\zeta)_{\phi z} \mathbf{d}\phi \wedge \mathbf{d}z \right] \quad (72)$$

$$= -\frac{1}{8} \int_0^{r_c} [(\star d\zeta)_{r\phi}|_{z=z_t} - (\star d\zeta)_{r\phi}|_{z=z_b}] dr - \frac{1}{8} \int_{z_b}^{z_t} (\star d\zeta)_{\phi z}|_{r=r_c} dz. \quad (73)$$

The lengthy full expressions for the components $(\star d\zeta)_{r\phi}$ and $(\star d\zeta)_{\phi z}$ are given in the Supplemental Material [113]; they have the asymptotic limits

$$\lim_{z \rightarrow \infty} (\star d\zeta)_{r\phi} = \lim_{r \rightarrow \infty} (\star d\zeta)_{r\phi} = 0; \\ \lim_{z \rightarrow \infty} (\star d\zeta)_{\phi z} = \lim_{r \rightarrow \infty} (\star d\zeta)_{\phi z} = 2V_0(R - r_0).$$

Hence, for cylinders located at large $|z|$, the first term of the integral (73) is negligible, and so $J \approx -\int_{z_b}^{z_t} (\star d\zeta)_{\phi z}|_{r=r_c} dz/8 \approx -V_0(R - r_0)\Delta z/4$, independent of the cylinder's radius. This tells us that, therein, the angular momentum is essentially contained in the axis $r = 0$,

the contribution of the dust being negligible, and the spacetime therein corresponding to that of a spinning cosmic string with uniform (negative) angular momentum per unit length $j = -V_0(R - r_0)/4$, cf. Eq. (57). Since the integral (72) is moreover finite for *any* finite cylinder, then the total angular momentum J of the spacetime is infinite *negative*. The negative angular momentum is entirely contained in singularities along the axis. The static dust, in turn, possesses a positive angular momentum, manifest in the Komar angular momentum of hollow cylinders; the latter can be computed either from the surface integral (72)-(73) (subtracting solid cylinders), or from the volume integral (56), which reads here

$$J_{\text{dust}} = -\int_{\mathcal{V}} T^\alpha{}_\beta \zeta^\beta n_\alpha d\mathcal{V} = \int_{\mathcal{V}} \rho u_\phi e^\nu r dr d\phi dz, \quad (74)$$

where the second equality follows from steps analogous to those in (69). The component $u_\phi = N(r, z)$ is, as is well known (e.g. [30]), the angular momentum per unit mass of a particle of 4-velocity $u^\alpha = \partial_t^\alpha \equiv \delta_0^\alpha$, at rest in the coordinates of (58); it is nonzero due to the off-diagonal term $g_{0i} = N$ in (58). Observe that $N > 0$ under the defining assumption $R > r_0$. Since, as we have seen in Sec. IV E 1, such

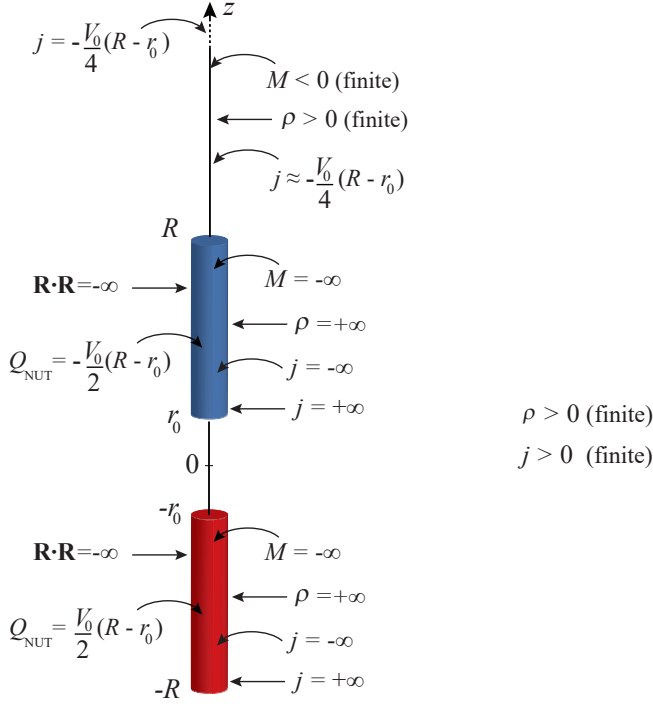


Figure 8. Rod structure and singularities of the Balasin-Grumiller solution. Singularities along the axis possess mass, angular momentum, and, in the case of the rods located at $-R < z < -r_0$ and $r_0 < z < R$, also NUT charges $Q_{\text{NUT}} = \pm V_0(R - r_0)/2$, respectively. The Komar mass M of the rods is infinite negative, and finite elsewhere along the axis. The dust’s energy density ρ is positive everywhere, approaching $+\infty$ along the rods. The axis possesses an infinite negative angular momentum; its value per unit length is nearly constant outside the rods for $|z| > R$, very close to its asymptotic value $j_{z \rightarrow \pm\infty} = -V_0(R - r_0)/4$. The dust possesses a (much smaller) positive angular momentum, which likewise is infinite along the rods, and has finite density $\rho N(r, z)$ elsewhere. The Kretschmann scalar $\mathbf{R} \cdot \mathbf{R}$ of the metric (58) also diverges approaching the rods.

particle is static with respect the asymptotic inertial frame, such angular momentum arises from the frame-dragging effect (“dragging of the ZAMOS” [86]) associated to the gravitomagnetic potential $\mathcal{A}_\phi = N$. The latter, in turn, is generated by the singularities along the axis — namely the combined effect of the above mentioned spinning string (of negative angular momentum) plus a pair of NUT rods, as we shall see in Sec. IV E 5. Therefore, the angular momentum that the *static* dust possesses is a purely general relativistic effect, originated by the dragging of the ZAMOs produced by the singularities along the axis. Since u_ϕ is finite everywhere, the angular momentum density ρu_ϕ , similarly to ρ in Fig. 6, is infinite along the axial rods $-R < z < -r_0$, $r_0 < z < R$, where it diverges as r^{-2} , and finite elsewhere. Hence, the dust’s angular momentum contained in any cylinder enclosing the rods is infinite; and since the cylinder’s total angular momentum J is finite (negative), this implies the angular momentum of the rods to be infinite negative. Outside the rods, both the dust’s angular momentum density ρu_ϕ and the angular momentum

per unit length of the axis, j , are finite. Numerical inspection shows that, for $|r| > R$, j has a very nearly constant value $j \approx -V_0(R - r_0)/4$ [for $R = 100\text{kpc}$, $r_0 = 1\text{kpc}$, $j = -V_0(R - r_0)/4 + O(10^{-6}j)$]. As expected from being a purely general relativistic effect created by the axis, the dust’s angular momentum is very small comparing to that contained in the axis for any finite cylinder (amounting to an almost negligible correction to the total angular momentum therein). The angular momentum contained in the axis, $J_{\text{axis}} = J - J_{\text{dust}}$, is computed from Eqs. (73) and (74). For instance, for a cylinder of radius $r_c = 200\text{kpc}$ and height $101\text{kpc} < z < 200\text{kpc}$, not enclosing the rods, and taking $V_0 = 220\text{ km/s}$, we have $J_{\text{axis}} = -6.91 \times 10^7 J_{\text{MW}} \approx J$ and $J_{\text{dust}} = 4.9 J_{\text{MW}}$, where $J_{\text{MW}} = 10^{67} \text{kgm}^2 \text{s}^{-1}$ is the Milky Way’s actual angular momentum. The angular momentum distribution in this spacetime has thus the structure depicted in Fig. 8.

3. Singularities

The expression for the Kretschmann scalar of (58) is given in Appendix B. Along the rods, it yields $\mathbf{R} \cdot \mathbf{R} \rightarrow -\infty$; hence the rods are curvature singularities of the exterior metric (58). The model thus unphysically predicts the existence of a region close to the axis, and along an extension similar to the galaxy’s diameter, of arbitrarily large curvature (whose tidal effects would destroy any astrophysical object) around a naked singularity. It should be noted, however, that these are *not* the only curvature singularities that lie along the axis, but just those already manifest in the limit $r \rightarrow 0$ of (58). The metric (58) is defined only outside the axis $r = 0$ [given the singularity of the component $g_{0\phi}$ at $r = 0$, and similarly to the situation in the NUT (39) and cosmic string (54) metrics]. As seen in the preceding section, the axis $r = 0$ possesses nonvanishing Komar mass (actually infinite along the rods $r_0 < |z| < R$) and angular momentum *everywhere*. Unless one assumes a nontrivial topology $\mathbb{R}^1 \times \mathbb{R}^3 \setminus \{r = 0\}$, it follows from the Stokes theorem that (like for an infinitely thin cosmic string, discussed in Sec. IV D) it must be assumed to be matched to the singular limit of an “interior” solution along the axis having a singular Ricci tensor, so that the Komar volume integrals (56) and (64) match the Komar surface integrals (45) and (63), respectively. Thus, even from the curvature point of view, the whole axis is singular.

4. CTC’s and the “forbidden” ZAMO region

When $r^2 < N^2$, the ϕ coordinate in (58) becomes timelike, $g_{\phi\phi} < 0$, and so the circles tangent to ∂_ϕ (circles of constant r and z) are closed timelike curves. Observers following such worldlines would travel to their own past; in other words, the spacetime contains a “time machine” in this region, plotted in Fig 9, which is very narrow (of radius smaller than r_0) and consists of two “pencil-like” shapes, one above and the other below the $z = 0$ plane. The situation is somewhat analogous to that of the van Stockum spacetime, except that therein the region where $g_{\phi\phi} < 0$ is the infinite hollow cylinder $r > 1/w$,

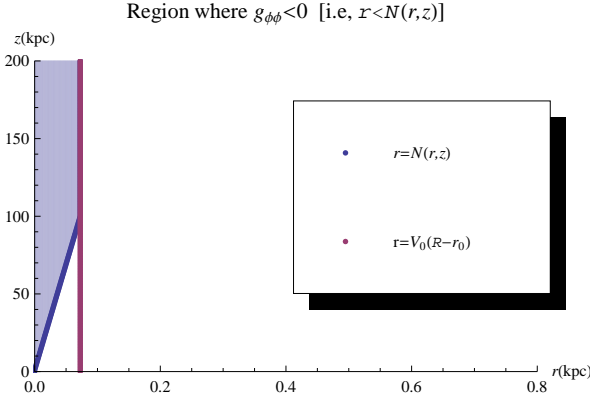


Figure 9. Plot of the “time machine” region $r < N(r, z)$ (shaded), in which closed timelike curves arise, and ZAMOs are forbidden, for $r_0 = 1$ kpc, $R = 100$ kpc, $V_0 = 220$ km/s. Only the half-space $z \geq 0$ is represented. It is pencil-shaped, and contained within the cylinder $r < V_0(R - r_0)$.

see Sec. IV C.

The region $r^2 < N^2$ is also one where ZAMOs cannot exist. The ZAMOs’ angular velocity with respect to the system of coordinates in (58) (fixed to the asymptotic inertial rest frame), is, from Eq. (28),

$$\Omega_{\text{ZAMO}}(r, z) = -\frac{N}{r^2 - N^2}. \quad (75)$$

Hence $\lim_{r \rightarrow N} \Omega_{\text{ZAMO}} = -\infty$. The magnitude of the ZAMOs’ velocity relative to the static observers $u^\alpha = \delta_0^\alpha$ is given by Eq. (31) with $\gamma_Z = -u^\alpha (u_Z)_\alpha = r(r^2 - N^2)^{-1/2}$,

$$|v_Z| \equiv \sqrt{v_Z^\alpha (v_Z)_\alpha} = \frac{N}{r}, \quad (76)$$

approaching the speed of light when $r \rightarrow N$. Indeed, the ZAMOs cease to be timelike for $r < N$:

$$\begin{aligned} u_Z^\alpha g_{\alpha\beta} u_Z^\beta &= (2g_{0\phi} \Omega_{\text{ZAMO}} + \Omega_{\text{ZAMO}}^2 g_{\phi\phi} - 1)(u_Z^0)^2 \\ &= (u_Z^0)^2 \frac{r^2}{N^2 - r^2} \quad (> 0 \text{ if } r^2 < N^2). \end{aligned} \quad (77)$$

The static observers $u^\alpha = \delta_0^\alpha$, in turn, remain timelike and exist everywhere. This contrasts with the situation in the ergosphere of, e.g., the Kerr spacetime, which is a forbidden region for the static observers, but not for the ZAMOs (possible everywhere outside the outer horizon r_+).

5. Origin of the gravitomagnetic effects

The gravitomagnetic field (62) is well defined everywhere outside the axis $r = 0$, being both curl and divergence free, $\tilde{\nabla} \cdot \vec{H} = 0$, $\tilde{\nabla} \times \vec{H} = 0$. Along the axis the metric (58) is not defined; therefore, in rigor, it contains no information about $\vec{H}|_{r=0}$. From Eqs. (25), $\tilde{\nabla} \cdot \vec{H} = 0$ is a consequence of the fact that $\vec{G} = 0$ in the reference frame associated to

(58), whereas $\tilde{\nabla} \times \vec{H} = 0$ implies $\vec{J} = 0$ (i.e., the mass-energy current to be zero), consistent with the fact that the dust is at rest. Hence, it is clear that \vec{H} is not originated by mass-energy currents (or any sort of source) outside the axis. Its source must thus be singularities contained in the axis. As shown in detail in Appendix A, the covariant components H_i of the gravitomagnetic field (62) are formally identical to the electric field produced by a pair of oppositely charged rods located at $r_0 < |z| < R$, with charges $Q = \mp V_0(R - r_0)/2$, in flat spacetime; or, equivalently, to the magnetic field \vec{B} of a pair of rods of oppositely charged magnetic monopoles [the contravariant components H^i in Eq. (62) exhibiting the extra factor $e^{-\nu}$, due to the nonflat spatial metric]. Indeed, \vec{H} is originated by gravitomagnetic monopoles, as we will now see.

For the metric (58), since $\Phi = 0$ [cf. Eq. (16)], it follows from Eqs. (22) and (43) that $\vec{H} = \tilde{\nabla} \times \vec{A}$ and

$$Q_{\text{NUT}} = \frac{1}{4\pi} \int_{\mathcal{S}} \vec{H} \cdot d\vec{S}; \quad (78)$$

that is, similarly to the electromagnetic analogue, the NUT charge reduces to the flux of \vec{H} . The gravitomagnetic field has the following limits along the axis:

$$H_r \stackrel{r \rightarrow 0}{\equiv} \begin{cases} 0 & \text{for } |z| < r_0 \text{ or } |z| > R \\ -V_0/r & \text{for } r_0 < z < R \\ V_0/r & \text{for } -R < z < -r_0 \end{cases}; \quad (79)$$

$$\lim_{r \rightarrow 0} H_z = \frac{V_0}{2} \sum_{\pm} \left[\frac{1}{|r_0 \pm z|} - \frac{1}{|R \pm z|} \right]. \quad (80)$$

It thus diverges along the rods, the component H_r diverging along the whole rods ($r_0 < |z| < R$), and H_z diverging at the points $z = \pm R, \pm r_0$. Elsewhere along the axis $\lim_{r \rightarrow 0} \vec{H}$ is finite. Assuming \vec{H} to be continuous therein, $\vec{H}|_{r=0} = \lim_{r \rightarrow 0} \vec{H}$ (and since \vec{H} is well defined everywhere off the axis), then this, together with the equation $\tilde{\nabla} \cdot \vec{H} = 0$, implies, by application of Gauss theorem (see Sec. IV B), that: (i) the NUT charge within any closed 2-surface $\mathcal{S} = \partial\mathcal{V}$ on Σ not enclosing the rods is zero, $Q_{\text{NUT}} = \int_{\mathcal{S}} \vec{H} \cdot d\vec{S}/(4\pi) = \int_{\mathcal{V}} \tilde{\nabla} \cdot \vec{H}/(4\pi) = 0$; (ii) it has the same (nonzero) value for all 2-surfaces \mathcal{S} enclosing one of the rods. Its value is easily computed by taking \mathcal{S} as the boundary of a cylinder enclosing the rod, and taking the limit where its radius goes to zero:

$$\begin{aligned} Q_{\text{NUT}} &= \frac{1}{4\pi} \left[\int_{\mathcal{B}_t \cup \mathcal{B}_b} H_z dS^z + \int_{\mathcal{L}} H_r dS^r \right] \\ &= \frac{1}{2} \int_{z_b}^{z_t} \lim_{r \rightarrow 0} (H_r r) dz = \mp V_0(R - r_0)/2, \end{aligned} \quad (81)$$

the minus sign applying to the upper rod in Fig. 5, located at $r_0 < z < R$, and plus sign to the lower rod, located at $-R < z < -r_0$. Here, again, \mathcal{B}_t and \mathcal{B}_b are the cylinder’s top and bottom bases, parametrized by $\{r, \phi\}$, and \mathcal{L} its lateral surface, parametrized by $\{\phi, z\}$, and in the second equality we noticed that $dS^z = r dr d\phi$, $dS^r = r d\phi dz$, and that, since

$\lim_{r \rightarrow 0} H_z$ is finite, the term $\int_{\mathcal{B}_+ \sqcup \mathcal{B}_-} H_z dS^z$ vanishes when the cylinder's radius goes to zero. We see thus that, under the continuity assumption $\vec{H}|_{r=0} = \lim_{r \rightarrow 0} \vec{H}$, the source of \vec{H} is the pair of oppositely charged NUT rods depicted in the right panel of Fig. 5. We must note, however, like in the NUT spacetime (Sec. IV B), or in the electromagnetic analogue in Appendix A, that, since the metric is not defined along the axis $r = 0$, one must also admit the possibility of a Dirac-delta type \vec{H} along the axis canceling out the flux of \vec{H} in (78) (making $Q_{\text{NUT}} = 0$). In this case there would be no gravitomagnetic charges; from the electromagnetic analogue based on solenoids in Appendix A 2 and Fig. 10(b), and the discussion of the NUT solution in Sec. IV B, one expects the monopoles to consist then of the tips of semi-infinite spinning cosmic strings along the axis. For simplicity, however, we will still henceforth refer to rods the in Fig. 5 as NUT rods of “charge” (81), regardless of the actual origin of the gravitomagnetic monopoles. What is important to emphasize here is that it is these unphysical singularities along the axis, *not* the static dust, that source the gravitomagnetic field \vec{H} in the BG solution (58).

Transforming to spherical-like coordinates (ϱ, θ, ϕ) such that $r = \varrho \sin \theta$, $z = \varrho \cos \theta$, we have the asymptotic limit

$$\vec{H} \stackrel{\rho \rightarrow \infty}{\equiv} -\frac{p}{\varrho^3} (2 \cos \theta \vec{e}_{\hat{\varrho}} + \sin \theta \vec{e}_{\hat{\theta}}); \quad (82)$$

$$p \equiv e^{-\nu(\infty, \theta)/2} V_0 \frac{R^2 - r_0^2}{2},$$

where $\vec{e}_{\hat{\varrho}} = e^{-\nu/2} \partial_{\varrho}$ and $\vec{e}_{\hat{\theta}} = e^{-\nu/2} \varrho^{-1} \partial_{\theta}$ are unit vectors. If the angular dependence of $e^{-\nu(\infty, \theta)}$ is negligible (as assumed in [13] for practical purposes), then (82) corresponds, as expected, to the gravitomagnetic field of gravitomagnetic dipole, of dipole moment p . In such a regime, the field is thus indistinguishable from that of a spinning source of angular momentum $J = p$ (cf. e.g. Eq. (31) of [86]).

As for the gravitomagnetic potential 1-form $\mathcal{A} = N(r, z) \mathbf{d}\phi$, the second (nonconstant) term in (59) is likewise sourced by the NUT rods (so that $\vec{H} = \vec{\nabla} \times \vec{\mathcal{A}}$); but it contains also the constant term $V_0(R - r_0)$, which corresponds to the potential of an infinite spinning cosmic string along the z -axis, of angular momentum per unit mass $j = -V_0(R - r_0)/4$, cf. Sec. IV D and Eq. (57) therein. Hence, the constant part of the gravitomagnetic potential \mathcal{A} is sourced by the angular momentum that, as we have shown in Sec. IV E 2, is contained along the axis $r = 0$. Such constant contribution is formally analogous to the external magnetic potential of an infinitely long solenoid; indeed, as shown in Appendix A 1, the field of the BG solution is fully mirrored by the electromagnetic field produced by the combination of an infinite solenoid with a pair of rods of opposite magnetic charges.

6. Staticity mechanism

Since, as we have seen in Sec. IV E 1, the dust is static with respect to the asymptotic inertial frame (or to the distant quasars), the question then arises as to what holds it in place,

preventing it from gravitationally collapsing. In other words, why does the gravitoelectric field \vec{G} vanish in such frame? The answer is in the first of Eqs. (24), which, for the metric (58), reduces to

$$\vec{\nabla} \cdot \vec{G} = -4\pi\rho + \frac{1}{2}\vec{H}^2 = 0, \quad (83)$$

telling us that the term $\vec{H}^2/2$ acts as an effective negative “energy” source for \vec{G} [77], exactly canceling out the attractive contribution from the dust's mass density ρ , and allowing for $\vec{G} = \vec{0}$.

We must however remark that the negative energy interpretation has, in rigor, the status of an analogy, since, by virtue of the equivalence principle, there is no such thing as energy of the gravitomagnetic field: unlike its magnetic counterpart \vec{B} (which is a physical field, contributing to the energy-momentum tensor $T^{\alpha\beta}$), \vec{H} is an *inertial* field, that can always be made to vanish by a suitable choice of reference frame (e.g. a locally inertial frame). At a more fundamental level, the vanishing of \vec{G} stems from an aspect of frame-dragging which, albeit well known, is commonly overlooked. First, recall that the dragging of the compass of inertia can be cast as the fact that, close to a moving of rotating body, a system of axes that is fixed with respect to inertial frames at infinity, actually rotates with respect to a locally nonrotating frame (i.e., to a Fermi-Walker transported frame, physically realized by the spin axes of local guiding gyroscopes, defining the local “compass of inertia”). Such rotation generates not only a gravitomagnetic (or Coriolis) field \vec{H} , but also a contribution to the gravitoelectric field \vec{G} , as originally noticed by Thirring-Lense [122] and Einstein [123] considering the interior field of a spinning shell. Actually, in vacuum, by the first of Eqs. (24), \vec{H} cannot exist without \vec{G} . A familiar example is a rigidly rotating frame with angular velocity $\vec{\Omega}$ in flat spacetime, where both a Coriolis $\vec{H} = 2\vec{\omega}$ and a centrifugal field $\vec{G} = \gamma^{-2}\vec{\omega} \times (\vec{r} \times \vec{\omega})$ arise. [Here $\vec{\omega} = \gamma^2\vec{\Omega}$ is the rotating observers' vorticity, cf. Eqs. (23), and $\gamma = (1 - \Omega^2 r^2)^{-1/2}$.] In the presence of matter, the situation changes, in that it is possible for the gravitational attraction to exactly balance the centrifugal action caused by the frame's rotation, $16\pi\rho = \vec{\omega}^2$, so that (83) be obeyed. This is the case of the van Stockum rotating dust cylinder, where, as we have seen in Sec. IV C, *from the point of view of the comoving coordinate system*, there is an exact cancellation between the cylinder's gravitational attraction and the centrifugal forces created by the frame's rotation, resulting in a vanishing gravitoelectric field (so that particles can remain at rest in such coordinates, while being geodesic). The situation for the BG metric (58) is formally similar, but with the additional subtlety that, in this case, the associated reference frame is not rotating with respect to inertial frames at infinity: as shown in Sec. IV E 5, it is the NUT rods along the axis $r = 0$ that drag the compass of inertia, endowing the rest observers with a vorticity $\vec{\omega} = \vec{H}/2$ given by Eq. (62). In other words, causing the dust's rest frame to rotate with respect to the *local* compass of inertia. It is the repulsive action of this (purely general relativistic) rotation with

respect to the local compass of inertia that allows Eq. (83) to be obeyed, and the dust to remain static.

7. Origin of the claimed “flat rotation curves”

The fact that in the BG solution the dust is static with respect to the asymptotic inertial frame at infinity has seemingly gone unnoticed in the literature [13–15] (in spite of some authors having realized that it is rigid [15, 124], or tangent to a Killing vector field [13], while, surprisingly, not immediately ruling it out as a viable galactic model). It is actually claimed¹⁵ [13, 14] that the dust rotates with respect to “an asymptotic observer at rest with respect to the rotation axis” with a velocity consistent with the observed Milky Way rotation curve, using, as reference observers, the ZAMOs. These, however, as we have seen in Sec. III E 2, are unsuitable for such purposes when (non-negligible) frame-dragging is present. In particular, it is *false* that they are at rest with respect to the axis’s asymptotic rest frame (or to any observer at rest with respect to the axis, by any cogent definition of “rest”). We have exemplified with the Kerr, van Stockum, and spinning cosmic string solutions (Secs. IV A and IV C-IV D) the absurdities one runs into by making this confusion. For the BG metric, as shown in Sec. IV E 1, the frame rigidly fixed to the axis’ asymptotic rest frame is precisely the coordinate system in (58), where the dust is at rest (forming actually the only Killing congruence of worldlines globally defined in this spacetime). It is the ZAMOs that rotate with angular velocity (75) relative to this frame; since $\Omega_{\text{ZAMO}}(r, z)$ is not constant, they are moreover a shearing congruence, cf. Eq. (29), so they cannot actually be at rest in *any* rigid frame, and, as discussed in Secs. III D and III E 2, their connecting vectors do not define directions fixed to any distant reference objects (or to inertial frames at infinity). The velocity of the dust relative to the ZAMOs, as computed in [13–15] [and can be obtained from Eqs. (75) and (38), with $\Omega_{\text{circ}} = 0$, $g^{00} = -1$]

$$v_{rZ} = v_{rZ}^{\hat{\phi}} = \frac{N(r, z)}{r}, \quad (84)$$

is thus actually just *minus* the velocity of the ZAMOs with respect to the static frame anchored to inertial frames at infinity. Suggesting that (84) represents a galactic rotation curve, is thus nonsense.

The use of the ZAMOs has also been advocated based on the fact that their worldlines are orthogonal to the $t = \text{const.}$ hypersurfaces [13–15], and that they are said to be locally nonrotating [14, 15] — which is correct, but is however misinterpreted: the fact that they are hypersurface orthogonal means just that they have no vorticity, i.e., do not *locally* rotate relative to the *local* compass of inertia (see Sec. III E 2); it

tells us nothing about the motion with respect to distant reference objects (or to the axis’ asymptotic rest frame). They are sometimes also said that to be nonrotating with respect to the “local geometry” [30, 86, 96, 97] — but in the sense of measuring no Sagnac effect (see Sec. III E 2). In [15] it is also asserted (referring to [95]) that “their motion compensates, as much as possible, the dragging effect”; this is, however, a misleading statement: the ZAMOs are crucially affected by frame-dragging, precisely in that a nonvanishing $g_{0\phi}$ implies that they describe circular motions about the z -axis, instead of being at rest in the static frame (as would be the case if $g_{0\phi} = 0$). In [15], moreover, the static observers were discarded as reference observers for rotation curves based on the misguided argument that they not always exist, citing the example of the ergosphere in the Kerr spacetime. We note that, as shown in Sec. IV E 4, actually in the BG spacetime the exact opposite occurs: static observers are well defined everywhere, whereas the ZAMOs are possible only for $r > N$, i.e., outside the pencil-shaped region in Fig. 9.

We can summarize the BG galactic model, and the basic misconceptions at its origin, as follows:

- the dust is static with respect to the asymptotic inertial frame (so its actual rotation curve is $v_c = 0$).
- The metric contains unphysical singularities along the axis — NUT rods of charges (81), plus a spinning cosmic string — whose frame-dragging effects hold the dust static, are *solely* responsible for the artificially large gravitomagnetic potential $\mathcal{A} = N(r, z)d\phi$ and field $\vec{H} = \vec{\nabla} \times \vec{\mathcal{A}}$, and drag (via \mathcal{A}) the ZAMOs, causing them to rotate relative to inertial frames at infinity with angular velocity (75) about the z -axis, thereby making them unsuitable as reference observers for rotation curves.
- The flat rotation curves obtained in [13, 14] are but an artifact of such an invalid choice of reference frame — being just minus the velocity of the ZAMOs with respect to *the rigid asymptotic inertial frame* that corresponds to the generalization of the IAU reference system for this spacetime.

We conclude this section with the following remarks: (i) for more realistic galactic models (free from the BG axial singularities and the artificially large gravitomagnetic potential \mathcal{A} they produce, but still axisymmetric), the ZAMOs *would be* suitable reference observers for rotation curves since, as is well known, and recently shown explicitly in [125], the gravitomagnetic potential produced by galaxies is negligible, given their relatively low rotation speeds ($v \simeq 220\text{kms}^{-1} = 7 \times 10^{-4}c$, for the Milky Way). Hence, therein, the ZAMOs nearly coincide with the static observers, that are rigidly fixed to inertial frames at infinity. (ii) If one entertains singularities along the z -axis, with extension comparable or larger than the galactic diameter, then infinitely many rotation curves can be produced, including flattened ones with respect to the correct (static) frame. For instance, an infinite line mass along the z -axis, described by the Levi-Civita solution, leads to circular geodesics with constant velocity relative to the static ob-

¹⁵ To back the claim that the velocity relative to the ZAMOs represents a velocity “an asymptotic observer at rest with respect to the rotation axis”, van Stockum’s paper [6] and the textbook by Stephani *et al* [1] are cited; however, nowhere in those references such an incorrect claim is made.

servers (see e.g. [11], Sec. 5.1.1); a line mass segment, or a pair of black holes along the z -axis, held apart, at a distance much larger than the galactic diameter, by a Misner string or by the repulsion of NUT charges, also produce a flattened velocity profile, as recently shown in [126]. Likewise, the “homogeneous” linearized theory solutions for \mathcal{A} recently claimed in [127] to yield flat velocity profiles, have been shown in [128] to actually be sourced by axial singularities. (iii) It has been claimed, in the literature [13, 15, 129, 130] on the BG and akin models, that nonlinear gravitomagnetic effects can, partially or totally, replace the role of dark matter in flattening the rotation curves; for the metric (58), however, the only nonlinear contribution to the field equations (24)–(25), is the term \vec{H}^2 in (24), which, as seen in Sec. IV E 6, has the opposite effect, countering (actually exactly canceling out) the attractive effect of the dust mass density ρ .

V. CONCLUSIONS

In this work we explored the extension of the IAU reference system to the exact theory preserving some of its most important features, namely defining fixed directions with respect to distant reference inertial objects (“stellar” or “quasar” compass); we found it to be possible in spacetimes admitting shear-free observer congruences, which are also asymptotically vorticity and acceleration-free. We obtained the general form of the metric in the coordinates adapted to such observers. It yields natural results in the examples considered: the (star-fixed) Boyer-Lindquist coordinate system in the Kerr spacetime, the (not so well known) star-fixed coordinate system for the van Stockum cylinder, the rotating cosmic string’s inertial rest frame, and the coordinate system comoving with the cosmological fluid in the FLRW models. We then debunked the BG galactic model, which exemplifies the grave consequences of failing to set up an appropriate reference frame: a static dust, held in place by unphysical singularities along the symmetry axis, which has been confused with a dust that rotates with a velocity profile consistent with that of the Milky Way, due to an unsuitable choice of reference observers — the ZAMOs, which, due to the frame-dragging effects created by the singularities at the axis, undergo circular motions with respect to inertial frames at infinity, making it seem that it is the dust that is rotating. In the above mentioned well-known solutions, we further exemplified the confusions one may run into by using the ZAMOs as reference observers in spacetimes where frame-dragging is important: one would conclude that Kerr black holes do not rotate after all, that circular geodesics would exist around a cosmic string (where there is no gravitational attraction), or massively underestimate the actual rotation velocity of the van Stockum cylinder with respect to the distant stars. The case of the BG model serves also as a reminder that singularities should not be overlooked, as they may dramatically impact the behavior of the whole solution.

In a growing number of works, based both on linearized theory [127, 131] and exact models [13–15, 129, 130], it has been asserted that gravitomagnetic effects can have a signif-

icant impact [13, 15, 127, 131], or even totally account for the galactic flat rotation curves [14, 129, 130]. In the framework of a weak field slow motion approximation, this has been shown to be impossible, and such claims addressed, in [125, 128, 132]. It has however been argued [13, 15, 129, 130] that in the exact theory this is possible, due to nonlinear effects not captured in linearized theory (and not manifest “locally” [13, 129, 130]), basing such claims on the BG model, or variants of it. Our exact analysis shows such claims to be also unfounded, the conclusion extending to the akin models¹⁶ in [15, 129, 130] (where the same misguided choice of reference observers is made). The exact approach proves also useful in determining the nature of the sources: we were able to easily identify a pair of oppositely charged rods of gravitomagnetic monopoles as the source of the gravitomagnetic field \vec{H} ; in the far field region, however, this field is, to leading (i.e., dipole) order, indistinguishable from that of a spinning source.¹⁷

Acknowledgments

We thank C. Will, A. Barnes, N. Van den Bergh, S. Klioner, D. Grumiller, and M. Crosta for correspondence and very useful discussions, and the anonymous Referee for valuable suggestions. L.F.C. and J.N. were supported by FCT/Portugal through projects UIDB/MAT/04459/2020 and UIDP/MAT/04459/2020. F.F.A. was supported by the Research Vice Rectory of the University of Costa Rica.

Appendix A: Electromagnetic analogue of the BG solution

The Balasin-Grumiller solution (58) has two direct electromagnetic analogues, corresponding to the two types of sources for its gravitomagnetic monopoles — NUT charges, or semi-infinite spinning strings.

1. An infinite solenoid plus a pair of rods with opposite magnetic charges

Consider, as depicted in Fig. 10(a), a pair of magnetically (uniformly) charged rods, of opposite charges, located along the z -axis, the positive rod at $-r_0 > r > -R$, and the negative rod at $r_0 < r < R$. Let λ_M and $-\lambda_M$, respectively, be their uniform magnetic charges per unit z -length. The magnetic scalar potential $\Psi(r, z)$ produced by the rods is

¹⁶ The akin Cooperstock-Tieu model [129] has been shown in [133] to be also plagued with singularities, in this case not along the symmetry axis, but in the equatorial plane. (The erroneous use of the ZAMOs as reference observers, however, went unnoticed therein.)

¹⁷ It could not, in principle, be achieved either by consider higher order multipole moments, in the likes of e.g. Geroch-Hansen [134, 135], Thorne [136] or Gürlebeck [137] expansions, since not only such methods require asymptotic flatness and an isolated source (see however [138], where this limitation was recently asserted to be lifted), as infinite multipole moments would be needed to reconstruct the gravitomagnetic field of the rods.

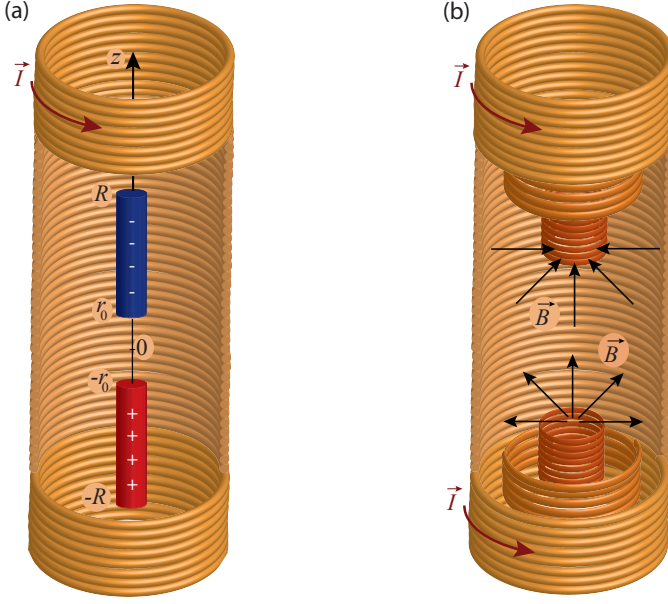


Figure 10. Electromagnetic analogues of the BG solution: (a) a thin infinite solenoid enclosing two rods of opposite magnetic charges $\mp\lambda_M$ per unit length; (b) a thin infinite solenoid enclosing two continuous (upper and lower) sets of semi-infinite thin solenoids, whose endpoints span the same location of the rods in (a), and where their magnetic moment per unit length m_{set} is such that $dm_{\text{set}}/dz = \mp\lambda_M$. The magnetic field \vec{B} in the two settings is the same, except along the axis $r = 0$, where the setting in (b) contains the Dirac-delta type term in Eq. (A4). Identifying the appropriate parameters, the exterior magnetic potential and field also exactly match (up to the function $e^{\nu(r,z)}$, in the case of \vec{H}) the gravitational counterparts \mathcal{A} and \vec{H} of the BG solution everywhere outside the axis (where the solution is not defined).

$$\begin{aligned} \Psi(r, z) &= \lambda_M \left[\int_{-R}^{-r_0} \frac{1}{dz'} dz' - \int_{r_0}^R \frac{1}{dz'} dz' \right] \\ &= \lambda_M \left[\ln \left[\frac{r_0 - z + d_{r_0}}{R - z + d_R} \right] + \ln \left[\frac{r_0 + z - d_{-r_0}}{R + z - d_{-R}} \right] \right], \end{aligned}$$

where

$$d_{z'} \equiv \sqrt{(z' - z)^2 + r^2},$$

and the distances $d_R, d_{-R}, d_{r_0}, d_{-r_0}$ are defined by Eqs. (60)-(61). The magnetic field $\vec{B}_{\text{rods}} = -\nabla\Psi$ reads

$$\begin{aligned} \vec{B}_{\text{rods}} &= \lambda_M \left[\frac{1}{d_{r_0}} + \frac{1}{d_{-r_0}} - \frac{1}{d_R} - \frac{1}{d_{-R}} \right] \vec{e}_z \\ &+ \frac{\lambda_M}{r} \left\{ \frac{z - R}{d_R} + \frac{z + R}{d_{-R}} - \frac{z - r_0}{d_{r_0}} - \frac{z + r_0}{d_{-r_0}} \right\} \vec{e}_r, \end{aligned} \quad (\text{A1})$$

which, apart from the factor $e^{-\nu}$, has the same form as the gravitomagnetic field (62) of the BG solution, identifying $\lambda_M \leftrightarrow V_0/2$; their covariant counterparts actually exactly

match:

$$(B_{\text{rods}})_i \stackrel{\lambda_M \rightarrow V_0/2}{=} H_i.$$

With such an identification, it follows also that the total charge in each rod is $Q_M = \mp V_0(R - r_0)/2$, exactly matching the NUT charge obtained in Eq. (81). This field has, of course, also the same form as the electric field produced by a pair of rods of opposite electric charges, identifying λ_M with the electric charge density λ , cf. Eqs. (2)-(3) of [139].¹⁸ At every point outside the rods, where $\nabla \cdot \vec{B} = 0$ holds,¹⁹ this field can also be cast as the curl of a magnetic vector potential \vec{A}_{rods} : $\vec{B} = \nabla \times \vec{A}_{\text{rods}}$, whose corresponding 1-form reads

$$\mathbf{A}_{\text{rods}} = \lambda_M (d_{r_0} + d_{-r_0} - d_R - d_{-R}) \mathbf{d}\phi.$$

Hence, if one considers the rods to be inside a thin infinite solenoid of magnetic moment per unit length m , whose exterior magnetic potential 1-form reads $\mathbf{A}_{\text{sol}} = 2m \mathbf{d}\phi$, we have $\mathbf{A} = \mathbf{A}_{\text{sol}} + \mathbf{A}_{\text{rods}}$,

$$\mathbf{A} = [2m + \lambda_M (d_{r_0} + d_{-r_0} - d_R - d_{-R})] \mathbf{d}\phi, \quad (\text{A2})$$

which has exactly the same form as the gravitomagnetic potential $\mathcal{A} = N \mathbf{d}\phi$ of the BG solution, cf. Eq. (59), identifying $\{m, \lambda_M\} \leftrightarrow \{V_0(R - r_0)/2, V_0/2\}$.

2. An infinite solenoid plus an array of semi-infinite solenoids

The electromagnetic field (A2) can be reproduced everywhere outside the axis without invoking magnetic charges. Consider a semi-infinite solenoid along the z -axis with “tip” (i.e., endpoint) at $z = z_{\text{tip}}$, and extending to $+\infty$. The magnetic field it produces is (cf. [140])

$$\vec{B}_s(\vec{\varrho}, \vec{\varrho}_{\text{tip}}) = -\frac{\mathbf{m}_s(\vec{\varrho} - \vec{\varrho}_{\text{tip}})}{|\vec{\varrho} - \vec{\varrho}_{\text{tip}}|^3} + 4\pi\mathbf{m}_s\delta^2(r)\Theta(z - z_{\text{tip}})\vec{e}_z, \quad (\text{A3})$$

where \mathbf{m}_s is the solenoid’s magnetic moment per unit length, $\delta^2(r) \equiv \delta(x)\delta(y)$ is the 2-dimensional delta function, $\Theta(x)$ the Heaviside function, and $\varrho \equiv \sqrt{r^2 + z^2} = \sqrt{x^2 + y^2 + z^2}$ is the spherical radial coordinate. Everywhere outside the solenoid, this is a monopolar field identical to that of a magnetic point charge $Q_M = -\mathbf{m}_s$ placed at $\vec{\varrho}_{\text{tip}}$ (see Fig. 2 in [140]); the fields are distinguishable only in the second term of (A3) that arises inside the solenoid. The field for the case where the solenoid extends from $-\infty < z < z_{\text{tip}}$ is obtained from (A3) by changing the sign of the first term, and replacing $\Theta(z - z_{\text{tip}})$ by $\Theta(z_{\text{tip}} - z)$.

¹⁸ In [139] the field of a single rod along the x axis is computed in the xOy plane; to relate it with the rods in Fig. 10(a), one needs to substitute therein $\{x, y\} \rightarrow \{r, z\}$, and identify $\{a, b\} \leftrightarrow \{r_0, R\}$ (upper rod) or $\{a, b\} \leftrightarrow \{-r_0, -R\}$ (lower rod).

¹⁹ Admitting the existence of magnetic charges requires the modification of Maxwell’s equations $\nabla \cdot \vec{B} = 4\pi\rho_M$, where ρ_M is the magnetic charge density, which is nonzero along the rods.

Consider now two sets of semi-infinite solenoids, an upper one extending from $+\infty$ with endpoints $z_{\text{tip}} \in [r_0, R]$, and a lower one extending from $-\infty$ with endpoints $z_{\text{tip}} \in [-R, -r_0]$, see Fig. 10(b). Let n be the number of endpoints per unit z -length; if it is such that $nm_s = \lambda_M$, so that, in the continuous limit $n \rightarrow \infty$, $m_s \rightarrow 0$, the magnetic field produced by such setting is, everywhere *outside the axis* $r = 0$, the same as that of the rods in Fig. 10(a). This can be checked by computing explicitly $\vec{B} = \int_{r_0}^R d\vec{B}_{\text{up}} + \int_{-R}^{-r_0} d\vec{B}_{\text{low}}$, where $d\vec{B}_{\text{up}}(\vec{\varrho}, \vec{\varrho}') = n\vec{B}_s(\vec{\varrho}, \vec{\varrho}')$, and so

$$d\vec{B}_{\text{up}}(\vec{\varrho}, \vec{\varrho}') = \lambda_M \left[-\frac{(\vec{\varrho} - \vec{\varrho}')}{|\vec{\varrho} - \vec{\varrho}'|^3} + 4\pi\delta^2(r)\Theta(z - z')\vec{e}_z \right] dz';$$

$$d\vec{B}_{\text{low}}(\vec{\varrho}, \vec{\varrho}') = \lambda_M \left[\frac{(\vec{\varrho} - \vec{\varrho}')}{|\vec{\varrho} - \vec{\varrho}'|^3} + 4\pi\delta^2(r)\Theta(z' - z)\vec{e}_z \right] dz';$$

$$\begin{aligned} \vec{B} &= \lambda_M \left[\int_{-R}^{-r_0} - \int_{r_0}^R \right] \left[\frac{z - z'}{d_{z'}^3} \vec{e}_z + \frac{r}{d_{z'}^3} \vec{e}_r \right] dz' \\ &+ 4\pi\lambda_M\delta^2(r) \left[\int_{-R}^{-r_0} \Theta(z' - z) + \int_{r_0}^R \Theta(z - z') \right] dz' \vec{e}_z \\ &= \vec{B}_{\text{rods}} + 4\pi\lambda_M\delta^2(r) \sum_{\pm} [\mathcal{R}(-r_0 \pm z) - \mathcal{R}(-R \pm z)] \vec{e}_z, \end{aligned} \quad (\text{A4})$$

where $\mathcal{R}(x) := \{0, x < 0; x, x > 0\}$ is the ramp function

and, in the first line, we noted that $\vec{\varrho} - \vec{\varrho}' = (z - z')\vec{e}_z + r\vec{e}_r$ and $|\vec{\varrho} - \vec{\varrho}'| = d_{z'}^3$. The field thus differs from that of the magnetically charged rods in Eq. (A1) only in the Dirac delta term along the axis. Notice that this term ensures the vanishing of the flux $\int_S \vec{B} \cdot d\vec{S}$ along any closed surface: consider, for simplicity, a cylindrical surface \mathcal{S} enclosing one of the rods but not the other, i.e., its bottom and top bases lie at $-r_0 < z_b < r_0$ and $z_t > R$, respectively. An integration analogous to that in Eq. (81) yields $\int_S \vec{B}_{\text{rods}} \cdot d\vec{S} = -4\pi\lambda_M(R - r_0)$, and thus

$$\int_S \vec{B} \cdot d\vec{S} = 4\pi\lambda_M [\mathcal{R}(z_t - r_0) - \mathcal{R}(z_t - R) - R + r_0] = 0.$$

This ensures consistency with the Maxwell equation $\nabla \cdot \vec{B} = 0$ (which must hold in the absence of magnetic charges) since, via the Stokes theorem, $\int_S \vec{B} \cdot d\vec{S} = \int_V \nabla \cdot \vec{B} dV$, for $S = \partial V$.

If the set of semi-infinite solenoids is enclosed in an infinite solenoid as depicted in Fig. 10(b), then, outside the axis, the magnetic vector potential \vec{A} is given by (A2), the same as in the setting in Fig. 10(a). Since, as discussed in Secs. IVE 3 and IVE 5, the BG solution is not defined along the axis, both the settings (a) and (b) can be regarded as its electromagnetic analogues.

Appendix B: Kretschmann scalar of the BG solution

The Kretschmann scalar, $R^{\alpha\beta\gamma\delta} R_{\alpha\beta\gamma\delta} \equiv \mathbf{R} \cdot \mathbf{R}$, of the dust solution (58), reads,

$$\begin{aligned} \mathbf{R} \cdot \mathbf{R} &= \frac{e^{-2\nu} V_0^2}{4r^4} \left\{ \frac{1}{4} \Delta_5^2 \left[\frac{1}{2} V_0^2 \Delta_1 \left(-\frac{3}{8} V_0^2 \Delta_1^3 + 6\Delta_1 + 8r\Delta_2 - 4r\Delta_4 \right) - 16 \right] + \Delta_1^2 \left[\frac{1}{4} V_0^2 r^2 (\Delta_2 + \Delta_4)^2 - 2 \right] \right. \\ &- \frac{1}{2} r V_0^2 \Delta_1^3 \Delta_2 + 4r\Delta_1 \Delta_2 + 2r\Delta_3 \Delta_5 \left[2 - \frac{3}{4} V_0^2 \Delta_1^2 \right] + \frac{1}{16} V_0^2 \Delta_5^4 \left[4 - \frac{3}{4} V_0^2 \Delta_1^2 \right] \\ &\left. - \frac{1}{64} V_0^4 \Delta_1^6 + \frac{3}{4} V_0^2 \Delta_1^4 - 4r^2 \left[\frac{1}{2} \Delta_2^2 + \Delta_3^2 \right] + \frac{1}{2} r V_0^2 \Delta_3 \Delta_5^3 - 2r^2 \Delta_4^2 - \frac{1}{64} V_0^4 \Delta_5^6 \right\} \end{aligned}$$

where

$$\begin{aligned} \Delta_1 &= -\frac{r}{d_{-R}} + \frac{r}{d_{-r_0}} - \frac{r}{d_R} + \frac{r}{d_{r_0}}; & \Delta_5 &= -\frac{R+z}{d_{-R}} + \frac{r_0+z}{d_{-r_0}} - \frac{z-R}{d_R} + \frac{z-r_0}{d_{r_0}} \\ \Delta_2 &= \frac{r^2}{d_{-R}^3} - \frac{1}{d_{-R}} - \frac{r^2}{d_{-r_0}^3} + \frac{1}{d_{-r_0}} + \frac{r^2}{d_R^3} - \frac{1}{d_R} - \frac{r^2}{d_{r_0}^3} + \frac{1}{d_{r_0}} \\ \Delta_3 &= \frac{r(R+z)}{d_{-R}^3} - \frac{r(r_0+z)}{d_{-r_0}^3} + \frac{r(z-R)}{d_R^3} - \frac{r(z-r_0)}{d_{r_0}^3} \\ \Delta_4 &= \frac{(R+z)^2}{d_{-R}^3} - \frac{1}{d_{-R}} - \frac{(r_0+z)^2}{d_{-r_0}^3} + \frac{1}{d_{-r_0}} + \frac{(z-R)^2}{d_R^3} - \frac{1}{d_R} - \frac{(z-r_0)^2}{d_{r_0}^3} + \frac{1}{d_{r_0}} \end{aligned}$$

and the function $\nu(r, z)$ in (58) was eliminated using the components $R_{rr} = R_{rz} = R_{zz} = 0$ of the Einstein field equations $R_{\alpha\beta} - Rg_{\alpha\beta}/2 = 8\pi\rho u_\alpha u_\beta$, for dust of 4-velocity $u^\alpha = \delta_0^\alpha$. A computer-ready *Mathematica* version of this expression is provided in the Supplemental Material [113].

- [1] H. Stephani, D. Kramer, M. A. H. MacCallum, C. Hoenselaers, and E. Herlt, *Exact solutions of Einstein's field equations*. Cambridge University Press, 2004.
- [2] J. B. Griffiths and J. Podolsky, *Exact Space-Times in Einstein's General Relativity*. Cambridge Monographs on Mathematical Physics. Cambridge University Press, Cambridge, 2009.
- [3] J. Bičák, "Selected solutions of Einstein's field equations: Their role in general relativity and astrophysics," *Lect. Notes Phys.* **540** (2000) 1–126, [arXiv:gr-qc/0004016](#).
- [4] J. B. Griffiths, P. Krtous, and J. Podolsky, "Interpreting the C-metric," *Class. Quant. Grav.* **23** (2006) 6745–6766, [arXiv:gr-qc/0609056](#).
- [5] L. Wylleman and D. Beke, "Expanding perfect fluid generalizations of the C-metric," *Phys. Rev. D* **81** (2010) 104038, [arXiv:1001.5263](#).
- [6] W. J. van Stockum, "IX. The Gravitational Field of a Distribution of Particles Rotating about an Axis of Symmetry," *Proceedings of the Royal Society of Edinburgh* **57** (1938) 135–154.
- [7] T. Lewis, "Some special solutions to the equations of axially symmetric gravitational fields," *Proc. Roy. Soc. Lond.* **A136** (1932) 176–192.
- [8] M. F. A. da Silva, L. Herrera, F. M. Paiva, and N. O. Santos, "The parameters of the Lewis metric for the Weyl class," *General Relativity and Gravitation* **27** no. 8, (Aug, 1995) 859–872.
- [9] M. A. H. MacCallum and N. O. Santos, "Stationary and static cylindrically symmetric Einstein spaces of the Lewis form," *Classical and Quantum Gravity* **15** no. 6, (1998) 1627.
- [10] K. Bronnikov, N. O. Santos, and A. Wang, "Cylindrical Systems in General Relativity," *Class. Quant. Grav.* **37** no. 11, (2020) 113002, [arXiv:1901.06561](#).
- [11] L. F. O. Costa, J. Natário, and N. O. Santos, "Gravitomagnetism in the Lewis cylindrical metrics," *Class. Quant. Grav.* **38** no. 5, (2021) 055003, [arXiv:1912.09407](#).
- [12] Gödel, Kurt, "Lecture on rotating universes," in *Kurt Gödel Collected Works Vol. III*, S. Feferman, ed., pp. 269–289. Oxford U. P., Oxford, 1995.
- [13] H. Balasin and D. Grumiller, "Non-Newtonian behavior in weak field general relativity for extended rotating sources," *Int. J. Mod. Phys. D* **17** (2008) 475–488, [arXiv:astro-ph/0602519](#).
- [14] M. Crosta, M. Giammaria, M. G. Lattanzi, and E. Poggio, "On testing CDM and geometry-driven Milky Way rotation curve models with Gaia DR2," *Mon. Not. Roy. Astron. Soc.* **496** no. 2, (2020) 2107–2122, [arXiv:1810.04445](#).
- [15] D. Astesiano and M. L. Ruggiero, "Galactic dark matter effects from purely geometrical aspects of general relativity," *Phys. Rev. D* **106** no. 4, (2022) 044061, [arXiv:2205.03091](#).
- [16] T. Damour, M. Soffel, and C.-m. Xu, "General relativistic celestial mechanics. I. Method and definition of reference systems," *Phys. Rev. D* **43** (1991) 3272–3307.
- [17] C. M. Will, *Theory and experiment in gravitational physics*. Cambridge University Press, Cambridge, UK, 1993.
- [18] E. Poisson and C. M. Will, *Gravity: Newtonian, Post-Newtonian, Relativistic*. Cambridge University Press, Cambridge, UK, 2014.
- [19] M. Soffel, "Standard relativistic reference systems and the IAU framework," in *Relativity in Fundamental Astronomy: Dynamics, Reference Frames, and Data Analysis, Proceedings of the International Astronomical Union S261*, S. A. Klioner, P. K. Seidelmann, and M. H. Soffel, eds., vol. 5, pp. 1–6. 2010.
- [20] J. D. Kaplan, D. A. Nichols, and K. S. Thorne, "Post-Newtonian approximation in Maxwell-like form," *Phys. Rev. D* **80** (2009) 124014, [arXiv:0808.2510](#).
- [21] M. H. Soffel and W.-B. Han, *Applied General Relativity*. Springer, 2019.
- [22] M. Hindmarsh and T. Kibble, "Cosmic strings," *Rept. Prog. Phys.* **58** (1995) 477–562, [arXiv:hep-ph/9411342](#).
- [23] A. Vilenkin and E. P. S. Shellard, *Cosmic Strings and Other Topological Defects*. Cambridge University Press, 2000.
- [24] J. Ellis and M. Lewicki, "Cosmic String Interpretation of NANOGrav Pulsar Timing Data," *Phys. Rev. Lett.* **126** no. 4, (2021) 041304, [arXiv:2009.06555](#).
- [25] P. Auclair *et al.*, "Probing the gravitational wave background from cosmic strings with LISA," *JCAP* **04** (2020) 034, [arXiv:1909.00819](#).
- [26] G. Boileau, A. C. Jenkins, M. Sakellariadou, R. Meyer, and N. Christensen, "Ability of LISA to detect a gravitational-wave background of cosmological origin: The cosmic string case," *Phys. Rev. D* **105** no. 2, (2022) 023510, [arXiv:2109.06552](#).
- [27] S. Kopeikin, "Relativistic Reference Frames for Astrometry and Navigation in the Solar System," *AIP Conf. Proc.* **886** (2007) 268–283, [arXiv:astro-ph/0610022](#).
- [28] S. M. Kopeikin, "Beyond the Standard IAU Framework," *IAU Symp.* **261** (2010) 7–15, [arXiv:0908.4108](#).
- [29] M. Soffel and R. Langhans, *Space-Time Reference Systems*. Astronomy and Astrophysics Library. Springer Berlin Heidelberg, 2012.
- [30] C. W. Misner, K. S. Thorne, and J. A. Wheeler, *Gravitation*. W. H. Freeman, San Francisco, 1973.
- [31] J. Binney and M. Merrifield, *Galactic Astronomy*. Cambridge University Press, 1998.
- [32] M. Soffel, J. Schastok, H. Ruder, and M. Schneider, "Relativistic astrometry," *Astrophysics and Space Science* **110** (1985) 95–101.
- [33] M. H. Soffel, *Relativity in Astrometry, Celestial Mechanics and Geodesy*. Springer-Verlag, 1989.
- [34] J. Kovalevsky, I. Mueller, and B. Kolaczek, *Reference Frames: In Astronomy and Geophysics*. Astrophysics and Space Science Library. Springer Netherlands, 2012.
- [35] M. H. Soffel and V. A. Brumberg, "Relativistic Reference Frames Including Timescales - Questions and Answers," *Celestial Mechanics and Dynamical Astronomy* **52** no. 4, (1991) 355–373.
- [36] L. Lindgren, "The Gaia reference frame for bright sources examined using VLBI observations of radio stars," *Astronomy and Astrophysics* **633** (2020) A1, [arXiv:1906.09827](#).
- [37] S. A. Klioner and M. H. Soffel, "Refining the relativistic model for GAIA: Cosmological effects in the BCRS," *ESA Spec. Publ.* **576** (2005) 305, [arXiv:astro-ph/0411363](#).
- [38] S. M. Kopeikin, J. Ramirez, B. Mashhoon, and M. V. Sazhin, "Cosmological perturbations: A New gauge invariant approach," *Phys. Lett. A* **292** (2001) 173–180, [arXiv:gr-qc/0106064](#).
- [39] F. de Felice and C. J. S. Clarke, *Relativity on curved*

- manifolds*. Cambridge University Press, 1992.
- [40] R. Sachs and H. Wu, *General Relativity for Mathematicians*. Graduate Texts in Mathematics. Springer New York, 2012.
- [41] V. J. Bolos, “Intrinsic definitions of ‘relative velocity’ in general relativity,” *Commun. Math. Phys.* **273** (2007) 217–236, [arXiv:gr-qc/0506032](#).
- [42] R. T. Jantzen, P. Carini, and D. Bini, “The Many faces of gravitoelectromagnetism,” *Annals Phys.* **215** (1992) 1–50, [arXiv:gr-qc/0106043](#).
- [43] L. D. Landau and E. M. Lifshitz, *The classical theory of fields; 4rd ed.*, vol. 2 of *Course of theoretical physics*. Butterworth-Heinemann, Oxford, UK, 1975. Trans. from the Russian.
- [44] M. Gurses, M. Plaue, and M. Scherfner, “On a particular type of product manifolds and shear-free cosmological models,” *Classical and Quantum Gravity* **28** no. 17, (Aug, 2011) 175009.
- [45] S. Bazański, “Is the geodesic hypothesis in general relativity falsifiable?,” *Banach Center Publications* **41** (1997) 273–285.
- [46] E. Minguzzi, “Simultaneity and generalized connections in general relativity,” *Class. Quant. Grav.* **20** (2003) 2443–2456, [arXiv:gr-qc/0204063](#).
- [47] D. Bini, R. T. Jantzen, and B. Mashhoon, “Gravitomagnetism and relative observer clock effects,” *Class. Quant. Grav.* **18** (2001) 653–670, [arXiv:gr-qc/0012065](#).
- [48] E.ourgoulhon, *Special Relativity in General Frames*. Graduate Texts in Physics. Springer, Berlin, Heidelberg, 2013.
- [49] N. Ashby and D. W. Allan, “Practical implications of relativity for a global coordinate time scale.,” *Radio Science* **14** (Aug., 1979) 649–669.
- [50] S. A. Klioner, “The Problem of Clock Synchronization - a Relativistic Approach,” *Celestial Mechanics and Dynamical Astronomy* **53** no. 1, (Mar., 1992) 81–109.
- [51] L. F. O. Costa and J. Natário, “Gravito-electromagnetic analogies,” *General Relativity and Gravitation* **46** no. 10, (2014) 1792, [arXiv:1207.0465](#).
- [52] E. Massa and C. Zordan, “Relative kinematics in general relativity the Thomas and Fokker precessions,” *Meccanica* **10** no. 1, (Mar, 1975) 27–31.
- [53] E. Massa, “Space tensors in general relativity ii: Physical applications,” *General Relativity and Gravitation* **5** (1974) 573–591.
- [54] L. Bell and J. LLos, ““Meta”-rigid motions and frames of reference,” *General Relativity and Gravitation* **27** (1995) 1089–1110.
- [55] J. Llosa, “Shear-free congruences in (2+1)-dimensional spacetime,” *Classical and Quantum Gravity* **14** no. 1, (Jan, 1997) 165–177.
- [56] T. Chrobok, Y. N. Obukhov, and M. Scherfner, “On the construction of shearfree cosmological models,” *Modern Physics Letters A* **16** no. 20, (2001) 1321–1325.
- [57] B. G. Schmidt, “Asymptotic structure of isolated systems.,” in *Isolated Gravitating Systems in General Relativity*. *International School of Physics Enrico Fermi. Course, Varenna, Italy, 1976.*, J. Ehlers, ed., pp. 11–49. North-Holland, New York, 1979.
- [58] A. Krasinski, “Shear-free normal cosmological models,” *Journal of Mathematical Physics* **30** no. 2, (1989) 433–441.
- [59] A. Barnes, “On shear free normal flows of a perfect fluid,” *General Relativity and Gravitation* **4** no. 2, (1973) 105–129.
- [60] R. A. Sussman, “New solutions for heat conducting fluids with a normal shear-free flow,” *Classical and Quantum Gravity* **10** no. 12, (1993) 2675.
- [61] L. F. O. Costa, R. Franco, and V. Cardoso, “Gravitational Magnus effect,” *Phys. Rev. D* **98** no. 2, (2018) 024026, [arXiv:1805.01097](#).
- [62] N. Van den Bergh and R. Slobodeanu, “Shear-free perfect fluids with a barotropic equation of state in general relativity: the present status,” *Class. Quant. Grav.* **33** no. 8, (2016) 085008, [arXiv:1510.05798](#).
- [63] N. V. den Bergh, “The shear-free perfect fluid conjecture,” *Classical and Quantum Gravity* **16** no. 1, (1999) 117–129.
- [64] G. F. R. Ellis, “Shear free solutions in General Relativity Theory,” *Gen. Rel. Grav.* **43** (2011) 3253–3268, [arXiv:1107.3669](#).
- [65] C. B. Collins, “Shear-free fluids in general relativity.,” *Canadian Journal of Physics* **64** (1986) 191–199.
- [66] C. B. Collins, “Global aspects of shear-free perfect fluids in general relativity,” *Journal of Mathematical Physics* **26** no. 8, (1985) 2009–2017.
- [67] J. M. M. Senovilla, C. F. Sopuerta, and P. Szekeres, “Theorems on shear free perfect fluids with their Newtonian analogs,” *Gen. Rel. Grav.* **30** (1998) 389–411, [arXiv:gr-qc/9702035](#).
- [68] E. E. Flanagan and S. A. Hughes, “The Basics of gravitational wave theory,” *New J. Phys.* **7** (2005) 204, [arXiv:gr-qc/0501041](#).
- [69] J. M. Stewart, “Perturbations of Friedmann-Robertson-Walker cosmological models,” *Classical and Quantum Gravity* **7** no. 7, (1990) 1169–1180.
- [70] T. Clifton, C. S. Gallagher, S. Goldberg, and K. A. Malik, “Viable gauge choices in cosmologies with nonlinear structures,” *Phys. Rev. D* **101** no. 6, (2020) 063530, [arXiv:2001.00394](#).
- [71] E. Bertschinger, “Cosmological dynamics: Course 1,” in *Les Houches Summer School on Cosmology and Large Scale Structure (Session 60)*, pp. 273–348. 1993. [arXiv:astro-ph/9503125](#).
- [72] V. F. Mukhanov, H. A. Feldman, and R. H. Brandenberger, “Theory of cosmological perturbations,” *Phys. Rep.* **215** no. 5-6, (1992) 203–333.
- [73] R. M. Wald, *General Relativity*. The University of Chicago Press, Chicago, 1984.
- [74] D. Bini, P. Carini, and R. T. Jantzen, “The Intrinsic derivative and centrifugal forces in general relativity. I. Theoretical foundations,” *Int. J. Mod. Phys. D* **6** (1997) 1–38, [arXiv:gr-qc/0106013](#).
- [75] D. P. Mason and C. A. Poole, “Rotating rigid motion in general relativity,” *Journal of Mathematical Physics* **28** no. 11, (1987) 2705–2713.
- [76] G. Ellis, S. Nel, R. Maartens, W. Stoeger, and A. Whitman, “Ideal observational cosmology,” *Physics Reports* **124** no. 5, (1985) 315–417.
- [77] D. Lynden-Bell and M. Nouri-Zonoz, “Classical monopoles: Newton, nut space, gravomagnetic lensing, and atomic spectra,” *Rev. Mod. Phys.* **70** (Apr, 1998) 427–445.
- [78] J. Natário, “Quasi-Maxwell interpretation of the spin-curvature coupling,” *General Relativity and Gravitation* **39** no. 9, (Sep, 2007) 1477–1487.
- [79] R. Gharechahi, J. Koohbor, and M. Nouri-Zonoz, “General relativistic analogs of Poisson’s equation and gravitational binding energy,” *Phys. Rev. D* **99** (2019) 084046.
- [80] M. Soffel, S. Klioner, J. Muller, and L. Biskupek, “Gravitomagnetism and lunar laser ranging,” *Phys. Rev. D* **78** (2008) 024033.
- [81] I. Ciufolini and J. A. Wheeler, *Gravitation and Inertia*. Princeton Series in Physics, Princeton, NJ, 1995.

- [82] S. Harris, “Conformally stationary spacetimes,” *Classical and Quantum Gravity* **9** no. 7, (1992) 1823–1827.
- [83] H. C. Ohanian and R. Ruffini, *Gravitation and Spacetime*. Cambridge University Press, 3 ed., 2013.
- [84] M. L. Ruggiero and A. Tartaglia, “Gravitomagnetic effects,” *Nuovo Cim. B* **117** (2002) 743–768, [arXiv:gr-qc/0207065](#).
- [85] S. E. Gralla, A. I. Harte, and R. M. Wald, “Bobbing and Kicks in Electromagnetism and Gravity,” *Phys. Rev. D* **81** (2010) 104012, [arXiv:1004.0679](#).
- [86] L. F. O. Costa and J. Natário, “Frame-Dragging: Meaning, Myths, and Misconceptions,” *Universe* **7** no. 10, (2021) 388, [arXiv:arXiv:2109.14641](#).
- [87] L. F. O. Costa, L. Wylleman, and J. Natário, “Gravitomagnetism and the significance of the curvature scalar invariants,” *Phys. Rev. D* **104** (2021) 084081, [arXiv:1603.03143](#).
- [88] D. Bini, P. Carini, R. T. Jantzen, and D. Wilkins, “Thomas precession in post-newtonian gravitoelectromagnetism,” *Phys. Rev. D* **49** (1994) 2820–2827.
- [89] M. Mathisson, “Neue mechanik materieller systemes,” *Acta Phys. Polon.* **6** (1937) 163. [Gen. Relativ. Gravit. **42**, 1011 (2010)].
- [90] A. Papapetrou, “Spinning test particles in general relativity. 1.,” *Proc. Roy. Soc. Lond.* **A209** (1951) 248–258.
- [91] L. F. O. Costa, J. Natário, and M. Zilhão, “Spacetime dynamics of spinning particles: Exact electromagnetic analogies,” *Phys. Rev. D* **93** no. 10, (2016) 104006, [arXiv:1207.0470](#).
- [92] E. Kajari, M. Buser, C. Feiler, and W. P. Schleich, “Rotation in relativity and the propagation of light,” *Riv. Nuovo Cim.* **32** (2009) 339–438, [arXiv:0905.0765](#).
- [93] M. L. Ruggiero, “Sagnac Effect, Ring Lasers and Terrestrial Tests of Gravity,” *Galaxies* **3** no. 2, (2015) 84–102, [arXiv:1505.01268](#).
- [94] O. Semerák, “Circular orbits in stationary axisymmetric spacetimes,” *General Relativity and Gravitation* **30** no. 8, (Aug, 1998) 1203–1215.
- [95] J. M. Bardeen, W. H. Press, and S. A. Teukolsky, “Rotating Black Holes: Locally Nonrotating Frames, Energy Extraction, and Scalar Synchrotron Radiation,” *The Astrophysical Journal* **178** (1972) 347–370.
- [96] O. Semerák, “Stationary frames in the Kerr field,” *General Relativity and Gravitation* **25** no. 10, (Oct., 1993) 1041–1077.
- [97] J. M. Bardeen, “A Variational Principle for Rotating Stars in General Relativity,” *The Astrophysical Journal* **162** (1970) 71.
- [98] S. A. Klioner and M. Soffel, “Nonrotating astronomical relativistic reference frames,” *A&A* **334** (1998) 1123–1135.
- [99] S. A. Klioner, “A practical relativistic model for microarcsecond astrometry in space,” *The Astronomical Journal* **125** no. 3, (Mar, 2003) 1580.
- [100] L. Lindegren and D. Dravins, “The fundamental definition of ‘radial velocity’,” *Astron. Astrophys.* **401** (2003) 1185–1202, [arXiv:astro-ph/0302522](#).
- [101] D. Bini, A. Geralico, and R. T. Jantzen, “Kerr metric, static observers and Fermi coordinates,” *Class. Quant. Grav.* **22** (2005) 4729–4742, [arXiv:gr-qc/0510023](#).
- [102] O. Semerák, “On the competition of forces in the Kerr field.,” *Astronomy and Astrophysics* **291** (1994) 679–686.
- [103] O. Semerák, “What forces act in relativistic gyroscope precession?,” *Classical and Quantum Gravity* **13** (1996) 2987–2994.
- [104] R. D. Greene, E. L. Schucking, and C. V. Vishveshwara, “The rest frame in stationary space-times with axial symmetry,” *Journal of Mathematical Physics* **16** no. 1, (1975) 153–157.
- [105] M. Nouri-Zonoz, “Cylindrical analog of NUT space: Space-time of a line gravomagnetic monopole,” *Class. Quant. Grav.* **14** (1997) 3123–3129, [arXiv:gr-qc/9706015](#).
- [106] W. B. Bonnor, “A new interpretation of the NUT metric in general relativity,” *Proceedings of the Cambridge Philosophical Society* **66** no. 1, (Jan., 1969) 145.
- [107] J. S. Dowker, “The NUT solution as a gravitational dyon,” *General Relativity and Gravitation* **5** no. 5, (1974) 603–613.
- [108] G. W. Gibbons and S. W. Hawking, “Classification of Gravitational Instanton Symmetries,” *Commun. Math. Phys.* **66** (1979) 291–310.
- [109] P. K. Townsend, “Black holes: Lecture notes,” [arXiv:gr-qc/9707012](#).
- [110] R. O. Hansen and J. Winicour, “Killing inequalities for relativistically rotating fluids,” *Journal of Mathematical Physics* **16** (1975) 804–808.
- [111] J. Natário, *An Introduction to Mathematical Relativity*. Springer International Publishing, 2021. [arXiv:2003.02855](#).
- [112] H. Elvang and P. Figueras, “Black saturn,” *JHEP* **2007** no. 05, (2007) 050.
- [113] See ancillary *Mathematica* files enclosed in this submission: (i) file “NUTmetrics.nb,” yielding the 2-forms needed for computing the Komar angular momentum in the NUT metrics and (ii) file “BGmetric.nb,” yielding explicit expressions for several results in Sec. IV E.
- [114] W. B. Bonnor, “The magnetic Weyl tensor and the van Stockum solution,” *Classical and Quantum Gravity* **12** no. 6, (1995) 1483.
- [115] F. J. Tipler, “Rotating cylinders and the possibility of global causality violation,” *Phys. Rev. D* **9** (1974) 2203–2206.
- [116] A. Barros, V. B. Bezerra, and C. Romero, “Global aspects of gravitomagnetism,” *Mod. Phys. Lett.* **A18** (2003) 2673–2679, [arXiv:gr-qc/0307062](#).
- [117] B. Jensen and H. H. Soleng, “General-relativistic model of a spinning cosmic string,” *Phys. Rev. D* **45** (May, 1992) 3528–3533.
- [118] M. Nouri-Zonoz and A. Parvizi, “Gaussian curvature and global effects: Gravitational Aharonov-Bohm effect revisited,” *Phys. Rev. D* **88** no. 2, (2013) 023004, [arXiv:1306.1883](#).
- [119] L. H. Ford and A. Vilenkin, “A gravitational analogue of the Aharonov-Bohm effect,” *Journal of Physics A: Mathematical and General* **14** (1981) 2353–2357.
- [120] E. T. Whittaker, “On Gauss’ Theorem and the Concept of Mass in General Relativity,” *Proceedings of the Royal Society of London Series A* **149** (1935) 384–395.
- [121] A. Komar, “Covariant conservation laws in general relativity,” *Phys. Rev.* **113** (1959) 934–936.
- [122] B. Mashhoon, F. W. Hehl, and D. S. Theiss, “On the Gravitational effects of rotating masses - The Thirring-Lense Papers,” *Gen. Rel. Grav.* **16** (1984) 711–750.
- [123] A. Einstein, *The meaning of Relativity*, 5th edition. Princeton University Press, Princeton, NJ, 1970.
- [124] D. Astesiano, “Rigid rotation in GR and a generalization of the virial theorem for gravitomagnetism,” *Gen. Rel. Grav.* **54** (2022) 63, [arXiv:2201.03959](#).
- [125] L. Ciotti, “On the Rotation Curve of Disk Galaxies in General Relativity,” *Astrophys. J.* **936** no. 2, (2022) 180, [arXiv:2207.09736](#).
- [126] J. Govaerts, “The gravito-electromagnetic approximation to the gravimagnetic dipole and its velocity rotation curve,”

- Class. Quant. Grav.* **40** no. 8, (2023) 085010, [arXiv:2303.01386](#).
- [127] D. Astesiano and M. L. Ruggiero, “Can general relativity play a role in galactic dynamics?,” *Phys. Rev. D* **106** no. 12, (2022) L121501, [arXiv:2211.11815](#).
- [128] A. N. Lasenby, M. P. Hobson, and W. E. V. Barker, “Gravitomagnetism and galaxy rotation curves: a cautionary tale,” [arXiv:2303.06115](#).
- [129] F. I. Cooperstock and S. Tieu, “General relativity resolves galactic rotation without exotic dark matter,” [arXiv:astro-ph/0507619](#).
- [130] J. D. Carrick and F. I. Cooperstock, “General relativistic dynamics applied to the rotation curves of galaxies,” *Astrophys. Space Sci.* **337** (2012) 321–329, [arXiv:1101.3224](#).
- [131] M. L. Ruggiero, A. Ortolan, and C. C. Speake, “Galactic Dynamics in General Relativity: the Role of Gravitomagnetism,” [arXiv:2112.08290](#).
- [132] K. Glampedakis and D. I. Jones, “Pitfalls in applying gravitomagnetism to galactic rotation curve modelling,” [arXiv:2303.16679](#).
- [133] M. Korzyński, “Can dark matter in galaxies be explained by relativistic corrections?,” *Journal of Physics A: Mathematical and Theoretical* **40** no. 25, (Jun, 2007) 7087.
- [134] R. Geroch, “Multipole moments. ii. curved space,” *Journal of Mathematical Physics* **11** no. 8, (1970) 2580–2588.
- [135] R. O. Hansen, “Multipole moments of stationary spacetimes,” *Journal of Mathematical Physics* **15** no. 1, (1974) 46–52.
- [136] K. S. Thorne, “Multipole expansions of gravitational radiation,” *Rev. Mod. Phys.* **52** (1980) 299–339.
- [137] N. Gurlebeck, “Source integrals for multipole moments in static and axially symmetric spacetimes,” *Phys. Rev. D* **90** no. 2, (2014) 024041, [arXiv:1207.4500](#).
- [138] D. R. Mayerson, “Gravitational Multipoles in General Stationary Spacetimes,” [arXiv:2210.05687](#).
- [139] F. Zuo, “A geometric method to determine the electric field due to a uniformly charged line segment,” *American Journal of Physics* **83** no. 6, (2015) 567–569.
- [140] M. Kitano, “Derivation of magnetic Coulomb’s law for thin, semi-infinite solenoids,” [arXiv:physics/0611099](#).