

Primordial black holes from single-field inflation: a fine-tuning audit

Philippa S. Cole^{1,*}, Andrew D. Gow^{2,3,†}, Christian T. Byrnes^{3,‡} and Subodh P. Patil^{4§}

1) *GRAPPA Institute,
University of Amsterdam, 1098 XH Amsterdam, The Netherlands*

2) *Institute of Cosmology and Gravitation,
University of Portsmouth, Portsmouth, PO1 3FX, United Kingdom*

3) *Department of Physics and Astronomy,
University of Sussex, Brighton BN1 9QH, United Kingdom
and*

4) *Instituut-Lorentz for Theoretical Physics,
Leiden University, 2333 CA Leiden, The Netherlands*

(Dated: 16/08/2023)

All single-field inflationary models invoke varying degrees of tuning in order to account for cosmological observations. Mechanisms that generate primordial black holes (PBHs) from enhancement of primordial power at small scales posit inflationary potentials that transiently break scale invariance and possibly adiabaticity over a range of modes. This requires additional tuning on top of that required to account for observations at scales probed by cosmic microwave background (CMB) anisotropies. In this paper we study the parametric dependence of various single-field models of inflation that enhance power at small scales and quantify the degree to which coefficients in the model construction have to be tuned in order for certain observables to lie within specified ranges. We find significant tuning: changing the parameters of the potentials by between one part in a hundred and one part in 10^8 (depending on the model) is enough to change the power spectrum peak amplitude by an order one factor. The fine-tuning of the PBH abundance is larger still by 1–2 orders of magnitude. We highlight the challenges imposed by this tuning on any given model construction. Furthermore, polynomial potentials appear to require significant additional fine-tuning to also match the CMB observations.

CONTENTS

I. Preliminaries	2
II. Prototype potentials	4
III. Parametric sensitivity of prototype potentials	6
A. Deceleration via superposed feature	6
B. Deceleration via polynomial potential feature	7
C. Deceleration via non-polynomial potential feature	9
1. Non-exponential character	9

* p.s.cole@uva.nl

† andrew.gow@port.ac.uk

‡ c.byrnes@sussex.ac.uk

§ patil@lorentz.leidenuniv.nl

2. Exponential character	10
IV. From potential fine-tuning to tuning of PBH abundances	11
V. Audit summary and concluding remarks	15
Acknowledgements	16
A. Fine-tuning criteria	16
B. Analytic determination of the fine-tuning	18
C. Power spectrum features from rapid changes in H	19
References	20

I. PRELIMINARIES

Primordial black holes could have formed from the direct collapse of large amplitude density perturbations, if the inflationary process generated a large peak in the power spectrum on small scales [1–6]. It is straightforward to arbitrarily tune inflaton potentials to the degree required to realise any desired field dynamics at the classical level. It is less straightforward to do so at the quantum level. Given that it is necessarily the quantum effective potential that inflates and not its classical counterpart that would eventually quantum correct to it, this tuning must be imposed on the former, and is typically accomplished by invoking an approximate shift symmetry. As a corollary, correlation functions inherit only a weakly logarithmic scale dependence. If one seeks to concoct dynamics that result in anything other than this logarithmic scale dependence for correlation functions, additional tuning must be imposed on the effective potential.

It is well established that the classical (*i.e.* tree level) potential may bear little qualitative resemblance to the quantum effective potential. This is because the former represents merely the zeroth order in \hbar bootstrap to the latter¹, from which all physical observables ultimately derive². Paraphrased in the context of inflationary cosmology: it is straightforward to write down potentials that can account for large scale cosmological observations at the classical level with sufficiently tuned parameters. However, requiring inflation to last a sufficient number of e-folds requires that the inflaton undergo a sufficient excursion in field space, where the flatness of the potential is approximately preserved over the entirety of the excursion. This is much harder to arrange, and in the context of canonical single-field inflation, power counting implies a sensitivity to Planck suppressed operators up to mass dimension six, otherwise known as the eta problem (see *e.g.* [8] for a review).

Imposing additional demands on inflation beyond requiring that it account for observations at the largest scales necessarily requires further tuning, the significance of which should not be dismissed. In the context of effectively single-field (although not necessarily single-clock) inflation [9], models in which PBHs are formed by enhancements of small scale power over a specified range

¹ In practice, calculating the exact quantum effective action is neither possible nor necessary depending on the quantities we’re interested in calculating, with most tractable applications demanding only local corrections up to some finite order.

² This is vividly illustrated in the context of the Standard Model of particle physics, where the Higgs potential looks like a quartic potential around the electroweak vacuum with a tree level quartic coupling $\lambda \sim 0.13$. Renormalisation group improving the effective potential to next to next to next to leading order, however, results in a scale dependent quartic coupling that runs to negative values ($\lambda < 0$) at energy scales anywhere between 10^{10} GeV up to 10^{18} GeV [7] rendering the potential unbounded from below (the range corresponds to varying the top quark pole mass determined at low energies within its three sigma confidence interval).

of comoving scales typically invoke some mechanism that results in the second parameter of the Hubble hierarchy, $\eta_H \equiv \dot{\epsilon}_H/(\epsilon_H H)$ to be negative for a sufficiently sustained period [10–17] where $\epsilon_H \equiv -\dot{H}/H^2$. Rather than being a parameter whose time dependence can be freely specified, ϵ_H is a ‘Wilson function’ in the effective theory of the fluctuations (whether adiabatic or otherwise [18–21]). The latter is obtained by perturbing the effective action for the *background* inflaton around a consistent solution: one that minimises the *background effective action*. Given that the latter is the product of a parametrically controlled derivative expansion, this translates into constraints on the time variation of the parameters determining the evolution of the perturbations³, which to leading order in the adiabatic context can be taken as ϵ_H and the sound speed c_s [21]. A straightforward corollary is that calculations of correlation functions obtained via matching calculations between phases that jump between different values of a given parameter (such as η_H) should be viewed with caution [22], as these correspond to step function jumps in the time dependence of the parameter in question. Even if one were to take such discrete jumps merely as the limiting case of a very rapid transition, these cannot be made arbitrarily rapid without the introduction of additional hierarchies that would be challenging to realise at the level of the effective action. Simply put, were one to write down a tree level potential for the background that might effect a sudden transition, quantum corrections will smooth this transition out⁴, if not linearly interpolate completely in the absence of other relevant degrees of freedom (*cf.* Footnote 9). Similarly, in the context of phase transitions, it is unnatural to posit that they can be made arbitrarily sudden, and typically last an order of an e-fold⁵. Moreover, one must take care to factor in the transient non-adiabaticity that necessarily accompanies such transitions, typically neglected in single-field analyses.

In the context of single-field inflation, PBH formation via enhanced density perturbations requires the background inflaton field to decelerate ($\eta_H < 0$), with onset of rapid growth whenever one is no longer in the single-clock regime ($\eta_H < -3$).⁶ This is typically accomplished by demanding that the potential approach either an inflection point, or have some other feature that sufficiently decelerates the inflaton field roughly when the comoving scales of interest are exiting the Hubble radius, which, moreover, has to be done in a manner that is consistent with CMB constraints at large scales. Although one might envisage designing a variety of potentials at the classical level to obtain a peak for the PBH mass function at any given mass scale, doing so in the context of a realistic model construction imposes a variety of restrictions or additional factors that must be accounted for.

Since the publication of [9], where it was shown under certain assumptions that the fastest the primordial power spectrum can grow as a function of comoving wavenumber is k^4 , examples of inflationary potentials that enable the primordial power spectrum to grow even faster have been found. In a followup investigation [22], it was shown that nevertheless, the super- k^4 growth does not translate to an effect on the distribution or abundance of primordial black holes that will be produced, especially once unrealistic arbitrarily rapid transitions have been smoothed. In this paper, we go on to quantify the degree of fine-tuning required in order for a given inflationary potential to result in rapid growth of the power spectrum over a range of comoving scales. The degree of fine-tuning required is significant in all of the cases we examine, drawn from three representative classes of single-field inflationary models, each having their own issues in addition to the fine-tuning. We find that either a feature must be incorporated that is implausible to realise at the level of the effective potential without considering additional relevant degrees of freedom, or, for more straightforward to realise features, either large-scale constraints on the tensor-to-scalar ratio are difficult to satisfy

³ See for instance, the discussion in appendix C of [9] regarding the quickest possible end to inflation.

⁴ Moreover, no matter how rapid one tries to transition in coordinate time by ignoring this caution and introducing the required hierarchy, large gradients cost expansion, and therefore e-folds which is what imprints on correlation functions (Footnote 3 *ibid.*).

⁵ A distinction that was not lost on the authors of [23] in the related context of preheating, where ‘instant’ means the order of an e-fold.

⁶ For recent reviews of PBHs see *e.g.* [5, 6, 24–26].

and/or the model acquires a pronounced sensitivity to initial conditions. We argue that producing a large peak in the primordial power spectrum from a plausible model construction of effectively single-field inflation obeying large-scale constraints on the tensor-to-scalar ratio poses a significant model building challenge that has yet to be satisfactorily met.

The outline of the paper is as follows: first we detail the various representative classes of single-field models that we focus on in this investigation and the reasons for choosing them. After this, we quantify the amount of fine-tuning required in each case on top of the requirements of successful inflation that matches large-scale observations, propagating this on to the parameters relevant for cosmological and astrophysical observations. For the purpose of quantifying the notion of fine-tuning, we adopt a measure of tuning proposed by [27], taking care to highlight the inevitable epistemological shortcomings of any particular choice of measure. See *e.g.* [28–33] for studies of inflationary potential fine-tuning in the PBH context. We conclude by discussing the ramifications of our findings in the context of realistic model constructions and what new ingredients may be required. We defer various technical details to the appendices.

In what follows, we work in units where $c = \hbar = 1$ and $M_{\text{Pl}}^2 = 1/(8\pi G) = 1$.

II. PROTOTYPE POTENTIALS

Instead of aiming for comprehensive coverage of the various models discussed in the literature, we select four examples for the purposes of this investigation. These belong to three prototypical classes in which either a particular functional form for the potential, or a particular field dynamic mechanism can be identified upon which other models represent variations upon a theme. We list these representative models below and detail their advantages and drawbacks from various perspectives before addressing the parametric tuning required in each case. In restricting ourselves to the canonical single-field context, our investigation is by no means exhaustive as an audit into fine-tuning issues for PBH production in inflation in general⁷. For instance, much work has recently been done on PBH production in multi-field inflation [31, 32, 37–45], and it would be of interest to undertake a similar investigation in that context.

- **Deceleration via superposed feature:** The model we focus on is that presented in Mishra and Sahni [46] (although others including [47–49] invoke a similar dynamic) where the required deceleration is obtained through overshooting the minimum of a Gaussian bump in the potential that leads to ultra-slow-roll with single-clock slow roll on either side. The period of single-clock slow roll prior to the feature is arranged so that large scale CMB constraints are satisfied, whereas the period that follows is less constrained, although constraints on small scale power from other tracers are also satisfied [9, 50–52]. The localised feature is added by hand on top of a potential that would otherwise sustain single-clock slow roll. Tuning the shape and location of the feature allows one to match large scale observations and generate a peak for the PBH mass function at any desired scale⁸.

Aside from the *ad hoc* nature of the added potential feature in this class of models, it cannot be realised in isolation without having to account for additional ingredients in some way – a caveat that is relevant to all the examples considered in this paper. The reason for this is

⁷ Moreover, even within the context of effectively single-field inflation, we do not audit models with varying speeds of sound [34–36] where sufficiently rapid variations of c_s generate PBHs through parametric resonance. Premised as effectively single-field models, the variations required to enhance small scale power to produce any significant amount of PBHs are of such rapidity as to violate the validity of the effectively single-field description [20].

⁸ However, depending on the desired peak for the PBH mass function, one does impact the CMB observables by the lead in deceleration even if this scale corresponding to the peak exits the Hubble radius far beyond CMB scales.

that the true *vacuum* effective potential is necessarily convex and cannot admit a feature⁹. The additional ingredients required to generate a feature could for example take the form of non-adiabatic driving by some other classical source field, additional degrees of freedom coupled to the inflaton that start to propagate at a particular energy scale (and so affect the effective potential through threshold effects [56]), or even background moduli fields that are not heavy enough to permit truncation as will be the case for most of the examples considered further. Accounting for these additional degrees of freedom even within the effectively single-field context places restrictions on the form of any feature one would like to generate [21, 57], and more generally may necessitate accounting for additional (isocurvature) interactions that could qualitatively alter one’s conclusions.

- **Deceleration via polynomial potential feature:** Inflection points are more naturally realised at the level of the effective potential. They can arise for instance via renormalisation group improving the potential in an effective theory [58] when one matches across thresholds corresponding to the mass of a particle that starts to propagate below the threshold [56]¹⁰. They are efficient in enhancing power over a limited range of small scales, however, inflection points in simple polynomial potentials struggle to produce large scale spectra which match observations.

The example of a cubic potential has the advantage of being the “simplest” possible model, having only one free parameter (the coefficient of the cubic term with suitable choice for the origin in field space) in addition to the overall scaling which sets the amplitude of the power spectrum on scales which exit long before reaching the inflection point. Unfortunately, we found this simple model generically suffers from several issues, including the tensor-to-scalar ratio being far too large, the power spectrum peak being an extended plateau, and inflation only ending very long after traversing the inflection point which requires an additional *ad hoc* feature to be added in order to end inflation so that the power spectrum peak occurs on scales smaller than those corresponding to CMB scales.

Hertzberg and Yamada [28] have found a way to flatten the potential on CMB scales by tuning a quintic potential to have two flat sections, one of which generates the CMB scales (with a small enough tensor-to-scalar ratio) and one with a local minimum and maximum with tiny amplitudes, which generates the peak required for PBH production. Apart from the additional fine-tuning this requires of the potential, their model also requires the initial conditions to be fine-tuned such that the inflaton starts with zero or very small kinetic energy in the flat regions which generates the CMB scales, and fails when the initial conditions are outside a narrow range.

- **Deceleration via non-polynomial potential feature:** We consider here two examples of potentials that flatten and have a feature induced through non-polynomial factors, see also *e.g.* [59–61]. The first is drawn from the inflection-point model of Germani and Prokopec [62], and is inspired from models of Higgs inflation where the non-minimal coupling term for the Higgs $\mathcal{L} \sim \xi H^\dagger H R$ (where R is the Ricci scalar) is modelled for the singlet sector as a scalar-tensor coupling of the form $\mathcal{L} \sim \xi \phi^2 R$, which upon transforming to the Einstein frame

⁹ Although the convexity of the effective potential is standard textbook physics (*cf.* Chapter 11.3 of [53]), this may come as a surprise to some readers used to seeing all manners of potentials in the cosmology literature. Simple arguments as to why this is so can be found in [54] and [55] for the single-field and multi-field cases, respectively.

¹⁰ Inflection points can also arise from the behaviour of logarithmic factors that can be relevant when considering RG running *between* any two thresholds. However this running derives from energy differences alone, for which field values are only a proxy. Once renormalization conditions are fixed at the CMB pivot scale, the effects of the logs can only be significant if one looks at modes which exit the horizon when the potential energy has dropped significantly, which is not the case for the classes studied in our investigation. This is in contrast with Higgs inflation, where renormalization conditions are imposed at the mass of the Z-boson and run up to the scale of inflation – a running over many orders of magnitude (*cf.* footnote 12).

rescales the original Jordan frame potential as¹¹ $V(\phi) \rightarrow V(\phi)/(1 + 2\xi\phi^2)^2$. The second is grounded in a string-theoretic construction presented in Cicoli *et al.* [63]. Here, the potential is given by sums of exponential characters, which, moreover, are flattened via additional exponential factors arising from field and frame redefinitions so that the inflaton and the graviton are canonically normalised and have no kinetic mixing. Furthermore, the effective potential is itself constructed to next to next to leading order in loop corrections, and is therefore arguably the most parametrically under control. However, the authors of this work warn that the spectral index is 2–3 sigma too low compared to the observed CMB value at the pivot scale $k = 0.05 \text{ Mpc}^{-1}$. This model also has a very small amplitude local minimum and maximum feature which is responsible for PBH generation¹².

III. PARAMETRIC SENSITIVITY OF PROTOTYPE POTENTIALS

In what follows, we present the power spectra for each of the prototypical potentials discussed in the previous section, highlighting the parametric sensitivity of the power spectrum amplitude to the potential parameters in each case. In the following section, we quantify the corresponding degree of fine-tuning. For each of the examples presented below, we define ϕ_0 as the initial field value, and ϕ_{CMB} as the field value at the CMB pivot scale for a fiducial set of parameter values, which is chosen in a unique way for each potential, as discussed in the following sections. The fiducial sets do not match those in the original references because we have chosen them such that the peak in the power spectrum grows from the amplitude measured at the CMB pivot scale to $\mathcal{P} \sim 5 \times 10^{-3}$ in all cases [67], on a scale corresponding to asteroid-mass PBHs. Choosing the same peak amplitude ensures a fairer comparison of the fine-tuning between models. Each of the plots display the largest possible shift in the model’s most fine-tuned parameter that doesn’t lead to the power spectrum becoming larger than unity (usually due to the inflaton remaining too long in the flat section of the potential, or getting stuck there forever). We shift the parameters in increments of 10^{-n} for integer n relative to the fiducial values. We also plot the power spectra for the same shift but with the opposite sign such that the peak amplitude is decreased. Note that larger shifts in this direction aren’t disallowed in the same way as an excessive growth of the power spectrum, but small power spectrum peaks, $\mathcal{P} < \mathcal{O}(10^{-3})$, will lead to negligible PBH production.

A. Deceleration via superposed feature

The potential presented in [46] is given by

$$V(\phi) = V_0 \frac{\phi^n}{\phi^n + M^n} \left(1 + A \exp \left[-\frac{(\phi - \phi_d)^2}{2\sigma^2} \right] \right), \quad (1)$$

with parameters A , ϕ_d and σ characterising the height, position and width of the Gaussian bump added to an otherwise slow-roll inflationary potential described by the parameters V_0 , M and n . Our choice of fiducial values for the potential that lead to a power spectrum peak amplitude of approximately 5×10^{-3} are given in Table I. For this potential, the value $\phi_{\text{CMB}} = 3$ is stated in [46].

¹¹ Although one can certainly consider this rescaled potential on its own merits as was done in [62], the conformal transformation would also rescale the kinetic term in any realistic model construction. Making a field redefinition to canonically normalised field variables in this context will also result in a potential with exponential characters, as per the second example studied in [63].

¹² On the other hand, the authors of [64] proposed a model that generated PBHs consistent with large scale observations via an inflection point in the context of Higgs inflation, where significant RG running is induced by large energy excursions without crossing any thresholds (see also [65, 66] in a more general context). A more complete survey would certainly have to extend to this class of models.

TABLE I. Fiducial parameters for the potential Eq. (1). Recall that we have set $M_{\text{Pl}} = 1$.

ϕ_0	ϕ_{CMB}	n	M	A	σ	ϕ_d
4	3	2	1/2	1.17×10^{-3}	1.59×10^{-2}	2.18812

We consider shifts in the three parameters of the Gaussian bump, A , σ , and ϕ_d . Of these three, the most fine-tuned is the bump position ϕ_d . For this parameter, we show the power spectrum in Fig. 1 for the fiducial value (orange), and for the largest shifts which do not make the power spectrum grow larger than unity (blue), which are 1 ± 10^{-5} . We take note of the generic fact that the enhancement of the power spectrum is not symmetric for a given perturbation of the fiducial value because of the non-linear nature of the map between the parameter of the potential and the peak amplitude of the power spectrum.

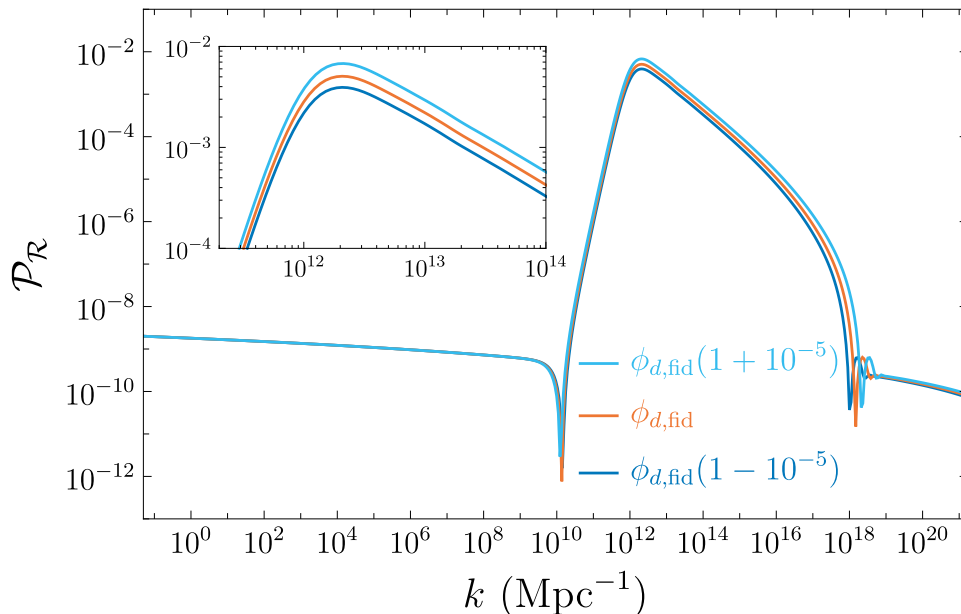


FIG. 1. Power spectra for the potential Eq. (1). Fiducial potential values correspond to the orange line, blue lines correspond to variations of the parameter ϕ_d , which parametrises the position of the Gaussian bump, by a factor of 1 ± 10^{-5} .

B. Deceleration via polynomial potential feature

A priori, finite-order polynomial potentials might seem like the first place to look for a mechanism to decelerate the background inflaton via one or more inflection points. Arranging for an inflection point at a given point in field space to sufficiently enhance the primordial power spectrum is straightforward enough with a locally cubic or higher-order polynomial expansion. However, simultaneously satisfying large scale CMB constraints while the field is higher up the potential is challenging to the point that the only example in the literature known to us that accomplishes this in the Einstein frame also requires fine-tuning of the inflaton initial conditions (although see *e.g.* [65] for a polynomial construction that becomes non-polynomial in the Einstein frame). As presented in [28], this example uses a quintic potential,

$$V(\phi) = c_0 + \frac{c_1}{\Lambda}\phi + \frac{c_2}{2\Lambda^2}\phi^2 + \frac{c_3}{3!\Lambda^3}\phi^3 + \frac{c_4}{4!\Lambda^4}\phi^4 + \frac{c_5}{5!\Lambda^5}\phi^5, \quad (2)$$

with our choice of fiducial coefficients c_i of the fifth-order polynomial given in Table II. In this model, ϕ_{CMB} is defined to be the field value 30 e-folds before the beginning of the USR phase. For more details, see [28].

TABLE II. Fiducial parameters for the potential Eq. (2). Note that the sign difference in c_3 with respect to [28] is due to a typo in that paper.

ϕ_0	ϕ_{CMB}	Λ	c_0	c_1	c_2	c_3	c_4	c_5
$-\Lambda^3/c_3$	5.51674×10^{-4}	0.3	1	$(2\pi^2\Lambda^4)/(4225c_3)$	0	-0.52	1	-0.640725043

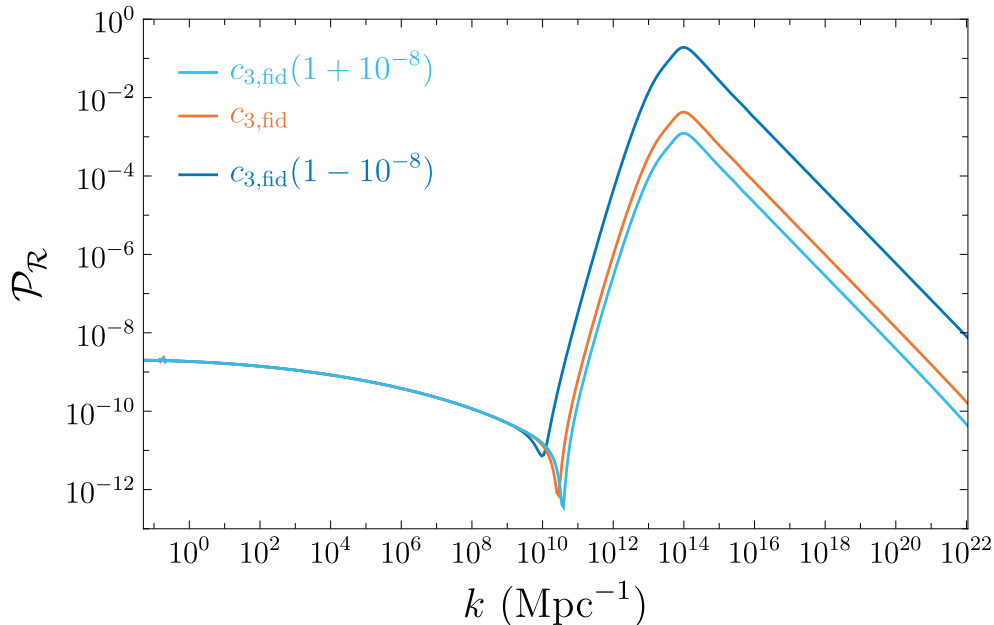


FIG. 2. Power spectra for the potential Eq. (2). Fiducial potential values correspond to the orange line, blue lines correspond to variations of the parameter c_3 by a factor of 1 ± 10^{-8} .

We consider variations in c_3 and c_5 , and find that c_3 is the most tuned, such that only changes to this parameter by a factor of up to 1 ± 10^{-8} still allow for a large peak and successful inflation. The fiducial power spectrum is shown in orange in Fig. 2, and the shifted power spectra in blue. We note that [28] demonstrated the extreme sensitivity of this model to variations in c_5 , but we have found the potential is slightly more sensitive to variations in c_3 . Of all the prototypical potentials that we've studied, this naively represents the largest parametric sensitivity. We note also that this particular potential has an additional sensitivity to the initial conditions of the inflaton field value in order to satisfy constraints on the tensor-to-scalar ratio on large scales. This is because this model is reliant on the field starting on a very flat region of the potential such that it is off-attractor, and so its trajectory, the duration of inflation, and the resulting power spectrum are all subject to large changes if one instead chooses an initial field value much higher up in the potential. This jeopardises one of the key merits of the inflationary paradigm, namely that a successful period of inflation does not depend on a specific choice for the initial conditions, and must be considered as a necessary extra cost of polynomial potentials that produce PBHs and respect CMB constraints on large scales. Furthermore, the fact that $\Delta\phi/\Lambda \sim 4$ over the field range of interest implies that the truncation of Eq. (2) to quintic order necessitates tuning an infinite number of parameters including

and beyond c_6 to be very small or vanishing¹³. This tuning is aggravated by the fact that it has to satisfy renormalisation group running even if we were to set them to zero at any particular scale.

C. Deceleration via non-polynomial potential feature

Here we consider two examples of potentials that achieve the requisite deceleration of the inflaton field via field excursions that are large relative to the mass scale¹⁴ that would ordinarily suppress higher-dimensional operators in the context of a polynomial expansion. That is, the shape of the potential is deformed in a manner that is not adequately captured by a truncation to a polynomial expansion. The first example accomplishes this with non-exponential factors (see however Footnote 11), whereas the second does this with exponential factors. See also *e.g.* [68, 69].

1. Non-exponential character

The potential presented in [62] (adapted from [12]) is given by

$$V(\phi) = \frac{\lambda}{12} \phi^2 v^2 \frac{6 - 4a \frac{\phi}{v} + 3 \frac{\phi^2}{v^2}}{\left(1 + b \frac{\phi^2}{v^2}\right)^2}, \quad (3)$$

where an inflection point is generated for

$$b = 1 - \frac{a^2}{3} + \frac{a^2}{3} \left(\frac{9}{2a^2} - 1 \right)^{\frac{2}{3}}. \quad (4)$$

Our choice of fiducial parameter values is given in Table III. In this case, ϕ_{CMB} is defined to be the field value 62 e-folds before the end of inflation.

TABLE III. Fiducial parameters for the potential Eq. (3).

ϕ_0	ϕ_{CMB}	a	b	λ	v
3	2.4719	$1/\sqrt{2}$	Eq. (4)	1.86×10^{-6}	0.19669

We consider shifts in the parameters a and v . The parameter b is defined by a through Eq. (4), and λ sets the overall scale (and hence the CMB normalisation), so it has no impact on relative changes in the power spectrum. We find that a is the most fine-tuned parameter, for which we show the fiducial power spectrum in orange in Fig. 3, and the power spectra for shifts in a of 1 ± 10^{-3} in blue. Of the potentials that we've studied, this example exhibits the least parametric sensitivity in terms of the effect on the peak amplitude of the power spectrum, although we note that a canonical field redefinition will increase the fine-tuning analogously to the potential of Eq. (5).

¹³ Unless these are tamed by particular relations between all higher-order coefficients that permit their resummation to finite and/or logarithmically running quantities, which is non-trivial to realize.

¹⁴ Loosely, the cutoff.

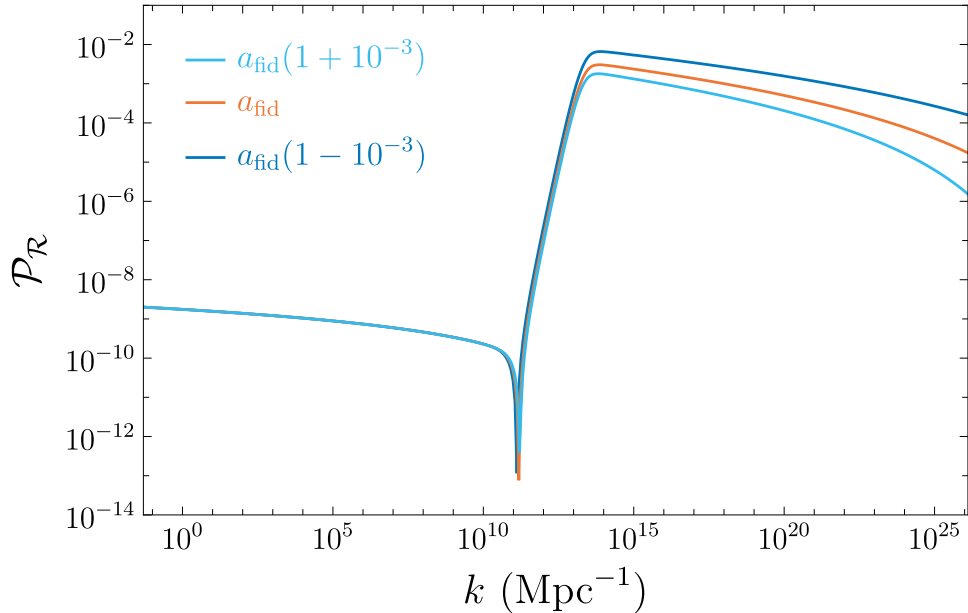


FIG. 3. Power spectra for the potential Eq. (3). Fiducial potential values correspond to the orange line, blue lines correspond to variations of the parameter v by a factor of 1 ± 10^{-3} .

2. Exponential character

The potential presented in [63] is given by

$$V(\phi) = V_0 \left[C_1 - e^{-\frac{1}{\sqrt{3}}\hat{\phi}} \left(1 - \frac{C_6}{1 - C_7 e^{-\frac{1}{\sqrt{3}}\hat{\phi}}} \right) + C_8 e^{\frac{2}{\sqrt{3}}\hat{\phi}} \left(1 - \frac{C_9}{1 + C_{10} e^{\sqrt{3}\hat{\phi}}} \right) \right], \quad (5)$$

where the potential parameters relate to the parameters of the underlying string construction that generates it as:

$$C_6 = \frac{A_W}{C_W}, \quad C_7 = \frac{B_W}{\langle \tau_{K_3} \rangle^{1/2}}, \quad C_8 = 0, \\ C_8 C_9 = \frac{G_W}{\langle \mathcal{V} \rangle} \frac{\langle \tau_{K_3} \rangle^{3/2}}{C_W}, \quad C_{10} = \frac{R_W}{\langle \mathcal{V} \rangle} \langle \tau_{K_3} \rangle^{3/2},$$

with C_1 chosen such that $V_{\min} = 0$. The fiducial values that we use are given in Table IV. Here, ϕ_{CMB} is defined to be the field value approximately 53 e-folds before the end of inflation, as shown in Fig. 3 of [63].

TABLE IV. Fiducial parameters for the potential Eq. (5).

ϕ_0	ϕ_{CMB}	A_W	B_W	C_W	$\langle \tau_{K_3} \rangle$	$G_W/\langle \mathcal{V} \rangle$	$R_W/\langle \mathcal{V} \rangle$
12	9.33731	2/100	1	4/100	14.30	3.08054×10^{-5}	7.071067×10^{-4}

We consider variations in $G_W/\langle \mathcal{V} \rangle$ and $R_W/\langle \mathcal{V} \rangle$, and find that the first of these is the most fine-tuned. The power spectrum produced by this potential and our choice of fiducial values is shown by the orange line in Fig. 4 and the power spectra for shifts of 1 ± 10^{-6} are shown in blue.

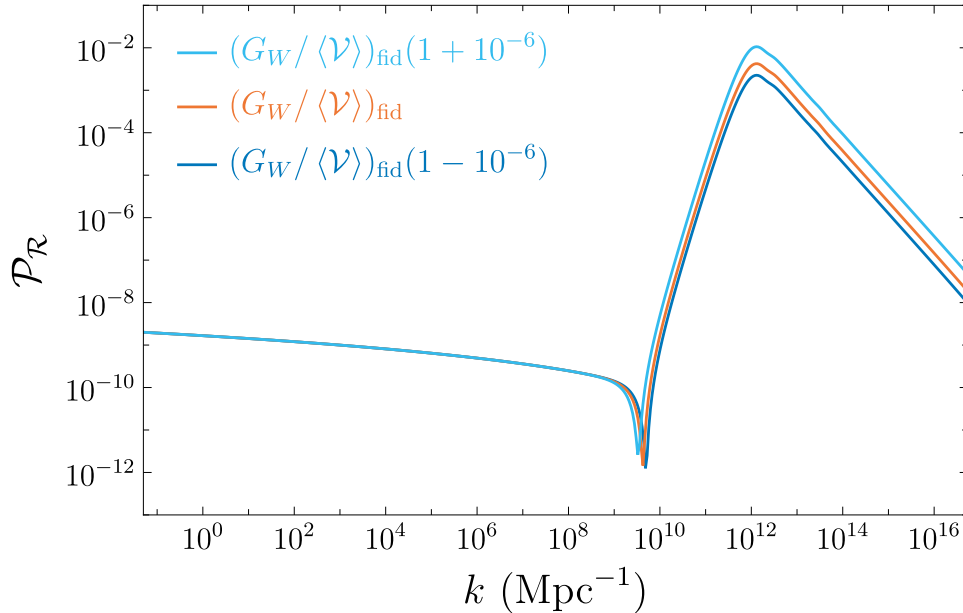


FIG. 4. Power spectra for the potential Eq. (5). Fiducial potential values correspond to the orange line, blue lines correspond to variations of the parameter $G_W/\langle \mathcal{V} \rangle$ by a factor of 1 ± 10^{-6} .

IV. FROM POTENTIAL FINE-TUNING TO TUNING OF PBH ABUNDANCES

Each of the potentials studied above are a means to an end: the production of primordial black holes with a particular abundance and mass function. In this section we aim to quantify a measure of how finely tuned the peak amplitude of the power spectrum and the mass fraction of PBHs are relative to parameters of the underlying model construction that generated them. In order to do so, we have to choose a particular measure for this fine-tuning. No single choice is definitive or completely free of implicit priors, however the measure we choose can still be informative for the practical purpose of quantifying the degree of fine-tuning in a given model construction, and particularly when it comes to gauging the relative amount of tuning between any two examples. The measure we focus on was presented in [27], and corresponds to taking the logarithmic derivative of a given observable \mathcal{O} with respect to the logarithm of any of the parameters p it depends on either explicitly, or implicitly through intermediate quantities or convolutions¹⁵,

$$\epsilon_{\mathcal{O}} = \frac{d \log \mathcal{O}}{d \log p}. \quad (6)$$

For the superposed feature-overshoot potential Eq. (1), we compute the fine-tuning measures around the fiducial parameter values of the Gaussian bump as laid out in Table V. We note that the fine-tuning only varies by a factor of 3 between the three parameters which model the Gaussian bump. This demonstrates that growth of the power spectrum (due to the duration of USR) is due to the combined height and width of the peak, and most importantly in this case the position of

¹⁵ An intuitive way to understand this fine-tuning is that if the parameter p varies by $\delta \ll 1$ then

$$\epsilon_{\mathcal{P}_{\text{peak}}} \simeq \frac{\ln(\mathcal{P}_{\text{peak}}(p(1+\delta))/\mathcal{P}_{\text{peak}}(p))}{\delta}.$$

Hence a fine-tuning value of 10^4 means that changing p by 0.01% leads to an order unity change in the observable. We critique and examine the relative merits of this measure in Appendix A.

the peak, which is related to the initial field velocity before USR begins. Note that we define $\epsilon_{f_{\text{PBH}}}$ and ρ later in Eqs. (13) and (14).

TABLE V. Fiducial and fine-tuning parameters for the potential Eq. (1).

	Fiducial	$\epsilon_{\mathcal{P}_{\text{peak}}}$	$\epsilon_{f_{\text{PBH}}}$	ρ
A	1.17×10^{-3}	8.9×10^3	2.0×10^5	23
σ	1.59×10^{-2}	-8.1×10^3	-1.9×10^5	23
ϕ_d	2.18812	2.7×10^4	6.2×10^5	23

For the polynomial feature potential Eq. (2), we compute the fine-tuning of the coefficients of the cubic and quintic terms in Table VI.

TABLE VI. Fiducial parameters and fine-tuning parameters for the potential Eq. (2).

	Fiducial	$\epsilon_{\mathcal{P}_{\text{peak}}}$	$\epsilon_{f_{\text{PBH}}}$	ρ
c_3	-0.52	-1.8×10^8	-4.7×10^9	27
c_5	-0.640725043	-1.7×10^8	-4.7×10^9	27

For the non-polynomial non-exponential inflection point potential Eq. (3), we show the sensitivity around the fiducial value for the most finely-tuned parameter of the potential Eq. (3) in Table VII.

TABLE VII. Fiducial and fine-tuning parameters for the potential Eq. (3).

	Fiducial	$\epsilon_{\mathcal{P}_{\text{peak}}}$	$\epsilon_{f_{\text{PBH}}}$	ρ
a	$1/\sqrt{2}$	-6.0×10^2	-2.2×10^4	37
v	0.19669	4.4×10^2	1.6×10^4	37

Finally, we show the results for the two most finely tuned parameters for the exponential feature potential Eq. (5) in Table VIII.

TABLE VIII. Fiducial and fine-tuning parameters for the potential Eq. (5).

	Fiducial	$\epsilon_{\mathcal{P}_{\text{peak}}}$	$\epsilon_{f_{\text{PBH}}}$	ρ
$G_W/\langle \mathcal{V} \rangle$	3.08054×10^{-5}	7.5×10^5	2.2×10^7	29
$R_W/\langle \mathcal{V} \rangle$	7.071067×10^{-4}	-6.8×10^5	-2.0×10^7	29

Although it may seem that the exponential character model of [63] is much more finely tuned than that of [62], we stress that this may turn out to be an artificial distinction in a more realistic analysis, highlighting one of the caveats of conducting an audit with a particular choice of measure. The reason for this (stressed in Footnote 11) comes down to comparing apples to apples: although one is entitled to take the potential Eq. (3) on face value as being accompanied by a canonically normalised kinetic term, such potentials typically arise when one has made a conformal transformation from a frame where the scalar field in question was non-minimally coupled to one where it is minimally coupled (as motivated in [62]). In the minimally coupled frame, the field kinetic term will not be canonically normalised, and so a non-linear field redefinition remains to be performed

(as implemented in [63]). Consequently, the parameters of the potential Eq. (3) will also be subject to this non-linear transformation (which is exponential in the context of Higgs inflation), and re-evaluating the fine-tuning measure for the potential in the canonically normalised field basis will diminish the difference naïvely inferred from Tables VII and VIII.

The fine-tuning parameter $\epsilon_{\mathcal{P}_{\text{peak}}}$ is a measure of the sensitivity of the peak amplitude of the primordial power spectrum to small changes in various parameters of the potential. Inferring the amplitude of the power spectrum from observations could be done via observing the stochastic gravitational wave background, whose amplitude is set by the square of the power spectrum amplitude [70]. Alternatively, (non-)observations of the abundance of PBHs could also be used. In this case, which we will now focus on, the PBH abundance is exponentially sensitive to the power spectrum amplitude, so there is an additional fine-tuning that we will now quantify. For the simple asymptotic result where we approximate $\sigma_{\text{peak}}^2 = \mathcal{P}_{\text{peak}}$,

$$\beta \sim e^{-\frac{\delta_c^2}{2\mathcal{P}_{\text{peak}}}}, \quad (7)$$

where δ_c is the formation threshold for PBHs, the fine-tuning on the PBH collapse fraction β can be straightforwardly determined analytically using the chain rule,

$$\epsilon_\beta = \frac{\delta_c^2}{2\mathcal{P}_{\text{peak}}} \epsilon_{\mathcal{P}_{\text{peak}}}. \quad (8)$$

For the typical value of $\delta_c \simeq 0.45$ and a peak amplitude $\mathcal{P}_{\text{peak}} \sim 10^{-3}$ – 10^{-2} as required to form PBHs, one has

$$\frac{\epsilon_\beta}{\epsilon_{\mathcal{P}_{\text{peak}}}} = \frac{\delta_c^2}{2\mathcal{P}_{\text{peak}}} \simeq 10\text{--}100, \quad (9)$$

hence the fine-tuning with respect to the PBH formation rate is 1–2 orders of magnitude worse than the fine-tuning in terms of the peak amplitude of the power spectrum alone.

The full PBH formation calculation is very complicated, and so we do not want to rely on the simple analytical understanding from the asymptotic result above. Therefore, we additionally carry out a detailed numerical study of PBH formation, following the procedure in [67]. We include the effects of critical collapse, integrate over all scales in the power spectrum, and additionally include the non-linear relation between \mathcal{R} and δ [71–73]. For each of the power spectra shown in Section III, we calculate the present-day fraction of dark matter in PBHs, f_{PBH} , given by

$$f_{\text{PBH}} = \frac{2}{\Omega_{\text{CDM}}} \int d(\ln R) \frac{R_{\text{eq}}}{R} \int_{\delta_{R,l}^c}^{\infty} d\delta_{R,l} \frac{m}{M_H} P(\delta_{R,l}), \quad (10)$$

where Ω_{CDM} is the present-day dark matter density, R_{eq} is the horizon scale at matter–radiation equality, $\delta_{R,l}$ is the linear density contrast smoothed on a scale R , and the ratio of primordial black hole mass m to horizon mass M_H follows the critical collapse formula,

$$m = KM_H \left(\delta_{R,l} - \frac{3}{8} \delta_{R,l}^2 - \delta_R^c \right)^\gamma, \quad (11)$$

where $K = 10$, $\gamma = 0.36$, and the smoothed non-linear density contrast threshold is $\delta_R^c = 0.25$. The PDF $P(\delta_{R,l})$ is Gaussian, with a variance defined in terms of the curvature power spectrum as

$$\sigma^2(R) = \int_0^\infty \frac{dk}{k} \frac{16}{81} (kR)^4 W(kR) \mathcal{P}_{\mathcal{R}}(k), \quad (12)$$

with a window function $W(kR)$, taken as the modified Gaussian window function in [67].

Using this numerical technique, we define another fine-tuning parameter,

$$\epsilon_{f_{\text{PBH}}} = \frac{d \log f_{\text{PBH}}}{d \log p}, \quad (13)$$

and additionally evaluate the extra fine-tuning to go from the power spectrum amplitude to f_{PBH} ,

$$\rho = \frac{\epsilon_{f_{\text{PBH}}}}{\epsilon_{\mathcal{P}_{\text{peak}}}}. \quad (14)$$

These quantities are displayed in Tables V–VIII, and show that the analytical calculation is robust in the sense that the ratio ρ varies between 22 and 38 in the 4 models (and parameter choices) we consider.

The fact that this is not “very” fine-tuned, *e.g.* compared to the 10^4 – 10^5 tuning we find for the sensitivity of the peak of the power spectrum to variations of the parameters for the potential Eq. (1), shows that (perhaps surprisingly) the main reason why PBH production is so fine-tuned is that the power spectrum amplitude is so sensitive to the duration of USR (and *e.g.* the width of the flat part of the potential around the feature), rather than the fact that the PBH production is exponentially sensitive to the amplitude. For example, the early universe might not have been radiation dominated [26, 51, 74–80] and in an early matter dominated era the PBH fraction may change to [75]

$$\beta \propto \mathcal{P}_{\text{peak}}^{5/4} \quad (15)$$

with

$$\frac{d \ln \beta}{d \ln \mathcal{P}_{\text{peak}}} = \frac{5}{4}. \quad (16)$$

This is 1–2 orders of magnitude less fine-tuned than the value in a radiation era (and independent of the power spectrum amplitude), so the total fine-tuning of β based on the superposed feature potential in Eq. (1) will be 10^4 – 10^5 in matter domination vs 10^5 – 10^7 in radiation domination.

A caveat to both the analytical and numerical calculations here is that they assume the curvature perturbations follow a Gaussian distribution. It has been demonstrated that non-Gaussianity, typically treated perturbatively, can have a significant impact on PBH formation [81–86]. One source of non-Gaussianity that has gained recent interest is the possible presence of quantum diffusion in USR inflationary models, which can be handled using the stochastic formalism, typically resulting in non-Gaussian tails which must be treated non-perturbatively [87–98]. The presence of primordial non-Gaussianity alters the amount of fine-tuning between the power spectrum amplitude and f_{PBH} , with $f_{\text{PBH}} \propto e^{(\delta_c/(\sqrt{2}\sigma))^p}$ [99, 100] where $p = 2$ in the Gaussian case. However, even in the extreme (non-perturbative) limit of χ -squared perturbations ($p = 1$) the fine-tuning would then only be reduced by a square root and factor of two, so we conclude that even large non-Gaussianity is unlikely to significantly ameliorate this fine-tuning. There is also the possibility that non-Gaussianity can reduce the power spectrum amplitude required to generate a significant abundance of PBHs, which could reduce the fine tuning. However, the only way to properly determine the fine-tuning for PBH formation in models with quantum diffusion is to carry out a full calculation, which is beyond the scope of this work. We also caution that local non-Gaussianity tends to generate unacceptably large isocurvature perturbations unless $|f_{\text{PBH}}| \ll 1$ [101–103].

V. AUDIT SUMMARY AND CONCLUDING REMARKS

As we have quantified in the preceding sections, each class of single-field models that we have examined require a high degree of parametric tuning to generate a significant number of PBHs within a certain mass range whilst simultaneously satisfying large scale observational constraints. The precise degree of tuning varies across the classes considered (the difference between some classes being artificial to some extent *cf.* Footnote 11), with the polynomial class discussed in Table VI requiring an additional tuning of initial conditions. On top of this, the fine-tuning of an infinite number of coefficients of the potential beyond quintic must also be considered since the field range of interest in this example is such that $\Delta\phi/\Lambda > 1$, where Λ would ordinarily suppress higher-dimensional operators at small-field values. Order one changes in the peak amplitude of the primordial power spectrum require the precision of potential parameters to range from one part in a few hundred to one part in a hundred million depending on the potential class considered, as detailed in the previous section. However, it is interesting to note that the level of fine-tuning is generally comparable amongst parameters for a chosen model.

Given that the PBH abundance is exponentially sensitive to the amplitude of the primordial power spectrum, it is no surprise that some fine-tuning is required to generate an interesting abundance of PBHs (*i.e.* not fewer than one per Hubble volume today [77], and not more than the observed dark matter density). This conclusion is well known and was studied in detail in [29]. However, we quantify in this work that the fine-tuning is more severe than concluded by [29], in part because the peak amplitude of the power spectrum is itself exponentially sensitive to the duration of ultra-slow-roll inflation (see *e.g.* [28, 104]). This implies that the PBH abundance is (at least) double-exponentially sensitive to the inflationary parameters which determine the existence and duration of the USR phase. The PBH abundance at any given scale is sensitive by two more orders of magnitude (with respect to the power spectrum amplitude) to the parameters of the potentials assuming that the PBHs form in radiation-domination. The larger contribution to the fine-tuning is from the sensitivity of the power spectrum amplitude to the potential parameters, as opposed to from the power spectrum to the PBH abundance. This means that generating an amplitude of secondary stochastic gravitational waves [70] that might be observable with, for example, pulsar timing arrays or future gravitational wave detectors such as LISA, requires significant fine-tuning.

Whether one views this tuning as acceptable or not is a matter of taste to some extent, itself a manifestation of unspoken priors (*cf.* the discussion in Appendix A). However, there are two criteria that all of these potential classes must necessarily satisfy: whether they can be realised at the level of the effective action and also respect tensor constraints on large scales. Of the three classes of potentials that we study, deceleration via feature overshoot suffers from the feature being artificially added ‘by hand’ and is problematic from the perspective of being realisable at the level of the effective potential. Polynomial potentials are generally considered realisable as effective potentials, but they produce tensor-to-scalar ratios that are disallowed by large-scale CMB measurements, unless one sacrifices the desire for the model to be insensitive to its initial field value, in which case this can be avoided by allowing inflation to begin off-attractor. Finally non-polynomial feature potentials can be motivated by high energy theories, but again struggle to obey CMB constraints on large scales.

Furthermore, the fact that the background effective potential, which is the zero mode of the effective action, is necessarily convex [53–55] should give caution to designing any classical function to produce the desired effect without accounting for additional degrees of freedom that can allow for the desired non-convexity at the relevant scales. None of the potentials considered are convex. Even before adding a feature to generate PBHs, CMB observations of a red spectral index and small tensor-to-scalar ratio favour a (concave) potential with $V'' < 0$. This is also in tension with

a potential which expands to look like a monomial far away from the feature, which leads to the many difficulties of designing a polynomial potential. In general, producing light PBHs is likely to be easier because they exit on scales far removed from those which generate the CMB and hence the addition of a feature such as an inflection point on such scales is less likely to ruin the predictions on CMB scales. This was discussed in *e.g.* [66, 105]. Of the potentials that we examine in this paper, only the Mishra and Sahni potential (with our choice of fiducial parameter sets, see Tables I and III) are in good agreement with observational data of the spectral index at the CMB pivot scale. We present in Table IX both the spectral index $n_s = -2\epsilon_H - \eta_H + 1$ and tensor-to-scalar ratio $r = 16\epsilon_H$, calculated at ϕ_{CMB} as defined in the main text for each potential. For reference, the Planck constraint on the spectral index is $n_s = 0.9649 \pm 0.0042$ at the 68% confidence level [106] and the bound on the tensor-to-scalar ratio including BICEP–Keck data is $r < 0.032$ at the 95% confidence level [107]. All four potentials satisfy the tensor-to-scalar ratio bound.

TABLE IX. Values of spectral index and tensor-to-scalar ratio

	Mishra and Sahni	Hertzberg and Yamada	Germani and Prokopec	Cicoli <i>et al.</i>
n_s	0.9648	0.9820	0.9567	0.9400
r	0.0026	4.8×10^{-7}	0.0063	0.018

We therefore conclude that in contrast to the “WIMP miracle” there is instead a significant challenge to explain why the PBH abundance is not either zero or exponentially too large. Even the addition of perturbative non-Gaussianity would not significantly change this conclusion, since the PBH abundance is still highly sensitive to the power spectrum amplitude. However, our conclusions are specific to the formation of PBHs generated by the direct collapse of large amplitude perturbations shortly after horizon entry following a period of single-field inflation, and it would be interesting to determine whether alternative inflationary scenarios *e.g.* [3, 34–37, 40, 42, 43, 45, 108–111] and/or alternative PBH formation scenarios require less fine-tuning *e.g.* [33, 112, 113].

ACKNOWLEDGEMENTS

The authors thank Guillermo Ballesteros, Matteo Braglia, Swagat Mishra and the authors of [32]. CB and SP thank the organisers of the Messengers of the Early Universe: Gravitational Waves and Primordial Black Holes workshop in Padua where an early version of this work was first presented. PC acknowledges support from the Institute of Physics at the University of Amsterdam. AG acknowledges support from the Science and Technology Facilities Council [grant numbers ST/S000550/1 and ST/W001225/1]. CB acknowledges support from the Science and Technology Facilities Council [grant number ST/T000473/1]. For the purpose of open access, the authors have applied a Creative Commons Attribution (CC BY) licence to any Author Accepted Manuscript version arising. No new raw data were generated or analysed in support of this research.

Appendix A: Fine-tuning criteria

It is not possible to decide upon a measure or a set of criteria for fine-tuning that is free from ambiguities. Operationally, the question one is trying to determine is the degree of sensitivity of certain observables to small changes in the parameters of a given model construction, typically specified by parameters (Wilson coefficients) of some Lagrangian, itself supposed to be understood as a mere bootstrap to the full quantum effective action. The problem here already, is that Wilson

coefficients by themselves do not correspond to physical observables. In the context of particle physics where one can freely presume the existence of an S-matrix, it is well understood that only on shell S-matrix elements are observable, and Lagrangians are only a calculational means to obtain them¹⁶. Specifically, the coefficients of a Lagrangian can be freely redefined and mix into each other under field redefinitions whilst leaving observable quantities invariant. In the context of coupling fields to gravity, one might seemingly have the added subtlety of needing to specify the *frame* in which one considers certain Wilson coefficients to be ‘naturally’ order unity. What is an order unity Wilson coefficient in the Jordan frame, for instance, becomes exponentially suppressed in the Einstein frame for non-minimal couplings of the form $\xi\phi^2 R$. However when it comes to estimating the degree of tuning of a parameter, standard power counting arguments direct one to work in the Einstein frame¹⁷.

Even with this series of caveats in mind, one is still left with the intractable issue of the underlying *measure problem* when trying to determine how ‘tuned’ a given parameter is. Specifically, a flat prior for a given Wilson coefficient translates into a logarithmic prior had we chosen to parameterise it as the exponential of some other parameter. Moreover, the choice of a flat prior itself is presuming something about the ultra-violet completion of the low energy theory. For instance, whether neutrino masses (determined by the coefficient of the dimension five Weinberg operator in the Standard Model effective theory [116]) are to be assigned a flat logarithmic prior, or some other prior when doing cosmological inference with necessarily limited data can lead to conflicting conclusions for the hierarchy of neutrino masses [117, 118].

This somewhat unsatisfactory state of affairs is of direct relevance to quantifying the fine-tuning of the abundance and mass function of PBHs. Nevertheless, one is free to stick to one choice for the restricted purpose of comparing between different model constructions, which is the perspective we adopt in the paper. We comment here on an alternative fine-tuning criterion in the literature, and discuss how this relates to the measures we primarily use in Section IV. Nakama and Wang [29] introduced the fine-tuning measure

$$\epsilon_{\text{NW}} = \frac{x_{\text{max}} - x_{\text{min}}}{(x_{\text{max}} + x_{\text{min}})/2} \quad (\text{A1})$$

which they apply to the amplitude of the primordial perturbations $x = \sigma \sim \sqrt{\mathcal{P}_{\mathcal{R}}}$ and the minimum and maximum values are the limits required to generate a certain range of f_{PBH} . Similarly to Eq. (6), this definition takes no account of the possible range of values which the parameter x could take in principle. Defining the fine-tuning via Eq. (A1) is equivalent to choosing a uniform prior from 0 to $x_{\text{max}} > 0$ and hence the fine-tuning to reach a power spectrum amplitude between $A/2$ and A is independent of A , which makes no reference to the observed amplitude on CMB scales. This means equal fine-tuning values are assigned to the power spectrum being in the range 0.5×10^{-9} – 10^{-9} or *e.g.* 0.5×10^{-3} – 10^{-3} on some arbitrary small scale, despite only the latter range requiring a special feature in the potential.

We instead use the fine-tuning definition of Azhar and Loeb [27] (see also [119] who use the same definition in a related context) who considered fine-tuning in ‘evading’ the f_{PBH} constraints by fitting a lognormal mass function with two free parameters (the central mass and width) to a set of constraints derived assuming a monochromatic mass spectrum. If there is more than one

¹⁶ This is the content of the so-called equivalence theorem [114]. Simply put, one is free to make arbitrary (non-singular) field redefinitions to a given Lagrangian and still end up with the same on-shell S-matrix. The canonical textbook example is to take a free scalar field theory $\mathcal{L} = -\frac{1}{2}(\partial\phi)^2 - \frac{m^2}{2}\phi^2$ and make an arbitrary field redefinition $\phi = f(\psi)$ so that $\mathcal{L} = -\frac{1}{2}f'(\psi)^2(\partial\psi)^2 - \frac{m^2}{2}f(\psi)^2$. For an arbitrary $f(\psi)$, one potentially ends up with a complicated interacting Lagrangian. Of course, all diagrams entering any given scattering process sum to zero as they must for a free theory, which might seem like a remarkable series of cancellations if one didn’t know better.

¹⁷ The reason for this is needing to work with canonically normalised fields when doing standard power counting in effective field theory [115]. One is of course free to not normalise fields, but then the non-canonical nature of the kinetic terms modifies the power counting in a complicated manner such that the final conclusions expressed in terms of observable quantities will remain unchanged if everything is kept track of properly.

important model parameter then the definition Eq. (6) could be extended to add the derivative of all parameters in quadrature. We also comment that whilst we have typically found the fine-tuning amplitude to have the same order of magnitude between all relevant parameters, that there are expected to be degeneracy directions in which a particular combination of parameters leads to the same duration of USR and hence a comparable peak height.

This definition does not depend on priors, but this does not imply that our interpretation of the results should be prior independent. If you had a good reason to believe that a parameter is tightly constrained then a large value of ϵ might not be concerning, but in practise we normally do not have a theoretical motivation to take a very narrow prior.

Appendix B: Analytic determination of the fine-tuning

In general the power spectrum has to be calculated numerically in models of inflation which break slow roll. However, analytic formulae exist for the idealised case of a completely flat potential, which generates “pure” ultra-slow-roll (USR) inflation, with

$$\dot{\phi}(N) = \dot{\phi}_i e^{-3N}. \quad (\text{B1})$$

From the equation of motion above one can derive the following relation between the width of the flat section $\Delta\phi$ and the duration N_{USR} (measured in e-folds),

$$\Delta\phi = \frac{\dot{\phi}_i}{3H} (1 - e^{-3N_{\text{USR}}}) = \frac{\sqrt{2\epsilon_{H,i}}}{3} (1 - e^{-3N_{\text{USR}}}), \quad (\text{B2})$$

where $\dot{\phi}$, or $\epsilon_H \equiv -\dot{H}/H^2 = \dot{\phi}^2/(2H^2)$, should be evaluated as USR begins (denoted with a subscript i). There is a maximum distance the inflaton can ever (classically) roll, which is

$$\Delta\phi_{\text{max}} \equiv \int_0^\infty \frac{d\phi}{dN} dN = \frac{\dot{\phi}_i}{H} \int_0^\infty e^{-3N} dN = \frac{\dot{\phi}_i}{3H} = \frac{\sqrt{2\epsilon_{H,i}}}{3}, \quad (\text{B3})$$

and we introduce the convenient small (positive) parameter which measures how close the inflaton comes to rolling this maximum distance

$$f \equiv \frac{\Delta\phi_{\text{max}} - \Delta\phi}{\Delta\phi_{\text{max}}} \ll 1. \quad (\text{B4})$$

The increase in the power spectrum can be approximately determined using

$$\frac{\mathcal{P}_{\text{peak}}}{A_s} \simeq \frac{\epsilon_{H,i}}{\epsilon_{H,f}} \simeq e^{6N_{\text{USR}}}, \quad (\text{B5})$$

where $A_s \simeq 2 \times 10^{-9}$ is the amplitude of the power spectrum on CMB scales and $\epsilon_{H,f}$ is evaluated at the end of USR, which in this model is the minimum value of ϵ_H . We can invert Eq. (B2) to find the peak power spectrum amplitude is

$$\mathcal{P}_{\text{peak}} \simeq A_s \left(1 - \frac{3}{\sqrt{2\epsilon_{H,i}}} \Delta\phi \right)^{-2} = A_s \frac{1}{f^2}. \quad (\text{B6})$$

The fine-tuning of the peak amplitude in the high peak limit ($f \ll 1$) is given by

$$\epsilon_{\mathcal{P}_{\text{peak}}} = \frac{2}{f} \frac{\Delta\phi}{\Delta\phi_{\text{max}}} \simeq \frac{2}{f}, \quad (\text{B7})$$

which diverges in the limit $f \rightarrow 0$ corresponding to an infinitely high peak. Using Eq. (B6) one can determine the simple relation between the fine-tuning and peak height

$$\epsilon_{\mathcal{P}_{\text{peak}}} \simeq 2\sqrt{\frac{\mathcal{P}_{\text{peak}}}{A_s}} \simeq 3 \times 10^3 \sqrt{\frac{\mathcal{P}_{\text{peak}}}{5 \times 10^{-3}}}. \quad (\text{B8})$$

Hence we see that larger peaks require more fine-tuning, with the fine-tuning being proportional to the square root of the peak amplitude. We have empirically found this relation to be approximately true for all of the four potentials we studied numerically, with corrections typically of order 10% when varying the peak amplitude by two orders of magnitude. For the peak height we have studied of 5×10^{-3} , relevant for PBH formation, the fine-tuning value is $\epsilon_{\mathcal{P}_{\text{peak}}} \simeq 3 \times 10^3$, which is towards the lower end of the range of values found for the smooth potentials we have tested. We note that the fine-tuning amplitude is independent of the position of the flat feature in the potential, which means it is independent of the corresponding PBH mass.

We now consider a potential proposed by Starobinsky [120] which is continuous but has a discontinuous first derivative, being V'_1 before the step and $V'_2 \equiv V'_1/\alpha$ afterwards, with the steepness after the step being much less (corresponding to $\alpha \gg 1$) and hence there being a period of USR until the inflaton has lost sufficient kinetic energy to reach the SR attractor value of $\dot{\phi}_2 = -V'_2/(3H)$. Before the step $\dot{\phi}_1 = -V'_1/(3H)$ and hence the duration of USR is

$$N_{\text{USR}} = \frac{1}{3} \ln \left(\frac{V'_1}{V'_2} \right) = \frac{1}{3} \ln(\alpha), \quad (\text{B9})$$

and this will lead to an associated boost of the power spectrum (albeit a plateau rather than peak) by

$$e^{6N_{\text{USR}}} = \left(\frac{V'_1}{V'_2} \right)^2 = \frac{\epsilon_1}{\epsilon_2} = \alpha^2. \quad (\text{B10})$$

The fine-tuning parameter is hence

$$\epsilon_{\mathcal{P}_{\text{peak}}} = 2 \quad (\text{B11})$$

which is extremely small, and (uniquely amongst the models we considered) is independent of the amplitude of the peak, at least in the high peak limit corresponding to $\alpha \gg 1$.

We note that an analytic formula for the power spectrum exists [121] and using this result would not change our conclusions. However, we comment that this model does not work without modification since the power spectrum does not decrease again on small scales and the instant transition in the derivative, apart from being unrealistic, also leads to large oscillations. This model is also unique in having a zero second derivative of the potential which is connected to the lack of a constant roll period after USR ends and the fact that the power spectrum has more of a plateau than a peak.

Appendix C: Power spectrum features from rapid changes in H

When plotting the power spectrum, it is common to use e-folds N rather than k , to connect back to the inflationary evolution. However, in certain cases this can cause spurious features to appear in the power spectrum plot that may mislead readers. One example of this is the model discussed in [63], Eq. (5). While it is typical for ϵ_H to grow before the USR phase, in this model

it gets very close to one, corresponding to a rapid drop in H (see Fig. A.1, top row). This results in a kink to the left of the peak of the power spectrum, as can be seen in the bottom left panel of Fig. A.1, which could be seen as a motivation for features in observables such as the PBH mass distribution and scalar-induced stochastic gravitational-wave background. However, when transforming to $k = a(N)H(N) \neq \exp(N)$, there is a corresponding kink in the $k(N)$ relation, meaning that the feature disappears from the power spectrum when plotted over k . It should also be noted that the kink appears near the peak of the power spectrum, despite the corresponding $\epsilon \simeq 1$ phase appearing before the onset of USR.

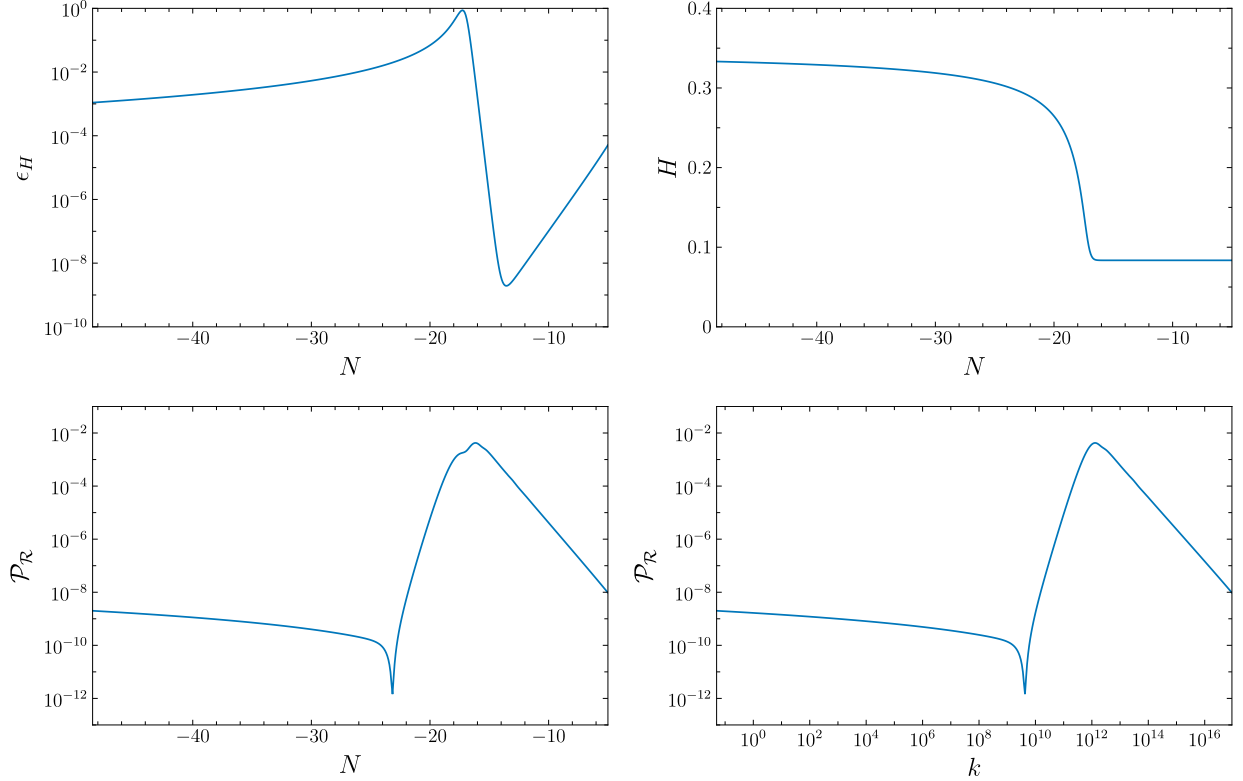


FIG. A.1. *Bottom left*: Demonstration of a bump in the peak of the power spectrum when plotted over N , due to a rapid drop in H (or equivalently $\epsilon_H \simeq 1$) where the N range is normalised to the end of inflation. *Bottom right*: The feature disappears when the observable k is used as the plotting variable. *Top left*: The corresponding first slow-roll parameter plotted as a function of N . *Top right*: The corresponding value of H plotted as a function of N .

-
- [1] Ya. B. Zeldovich and R. A. Sunyaev, *The interaction of matter and radiation in a hot-model universe*, *Astrophysics and Space Science* **4(3)** (1969) 301.
 - [2] J. García-Bellido, A. Linde and D. Wands, *Density perturbations and black hole formation in hybrid inflation*, *Physical Review D* **54(10)** (1996) 6040 [[astro-ph/9605094](#)].
 - [3] J. Yokoyama, *Formation of MACHO primordial black holes in inflationary cosmology*, *Astronomy & Astrophysics* **318** (1997) 673 [[astro-ph/9509027](#)].
 - [4] P. Ivanov, *Nonlinear metric perturbations and production of primordial black holes*, *Physical Review D* **57(12)** (1998) 7145 [[astro-ph/9708224](#)].

- [5] A. M. Green and B. J. Kavanagh, *Primordial black holes as a dark matter candidate*, *Journal of Physics G* **48(4)** (2021) 043001 [[2007.10722](#)].
- [6] A. Escrivà, F. Kuhnel and Y. Tada, *Primordial Black Holes*, (2022) [[2211.05767](#)].
- [7] D. Buttazzo *et al.*, *Investigating the near-criticality of the Higgs boson*, *Journal of High Energy Physics* **2013(12)** (2013) 089 [[1307.3536](#)].
- [8] D. Baumann, *The Eta Problem*, in *TASI Lectures on Inflation*, p. 103, 2011, [0907.5424](#).
- [9] C. T. Byrnes, P. S. Cole and S. P. Patil, *Steepest growth of the power spectrum and primordial black holes*, *Journal of Cosmology and Astroparticle Physics* **2019(06)** (2019) 028 [[1811.11158](#)].
- [10] P. Ivanov, P. Naselsky and I. Novikov, *Inflation and primordial black holes as dark matter*, *Physical Review D* **50(12)** (1994) 7173.
- [11] W. H. Kinney, *Horizon crossing and inflation with large η* , *Physical Review D* **72(2)** (2005) 023515 [[gr-qc/0503017](#)].
- [12] J. García-Bellido and E. Ruiz Morales, *Primordial black holes from single field models of inflation*, *Physics of the Dark Universe* **18** (2017) 47 [[1702.03901](#)].
- [13] K. Dimopoulos, *Ultra slow-roll inflation demystified*, *Physics Letters B* **775** (2017) 262 [[1707.05644](#)].
- [14] H. Motohashi and W. Hu, *Primordial black holes and slow-roll violation*, *Physical Review D* **96(6)** (2017) 063503 [[1706.06784](#)].
- [15] K. Kannike, L. Marzola, M. Raidal and H. Veermäe, *Single field double inflation and primordial black holes*, *Journal of Cosmology and Astroparticle Physics* **2017(09)** (2017) 020 [[1705.06225](#)].
- [16] J. Liu, Z.-K. Guo and R.-G. Cai, *Analytical approximation of the scalar spectrum in the ultraslow-roll inflationary models*, *Physical Review D* **101(8)** (2020) 083535 [[2003.02075](#)].
- [17] A. Karam *et al.*, *Anatomy of single-field inflationary models for primordial black holes*, *Journal of Cosmology and Astroparticle Physics* **2023(03)** (2023) 013 [[2205.13540](#)].
- [18] C. Cheung *et al.*, *The effective field theory of inflation*, *Journal of High Energy Physics* **2008(03)** (2008) 014 [[0709.0293](#)].
- [19] L. Senatore and M. Zaldarriaga, *The effective field theory of multifield inflation*, *Journal of High Energy Physics* **2012(04)** (2012) 024 [[1009.2093](#)].
- [20] A. Achúcarro *et al.*, *Effective theories of single field inflation when heavy fields matter*, *Journal of High Energy Physics* **2012(05)** (2012) 066 [[1201.6342](#)].
- [21] J. Chluba, J. Hamann and S. P. Patil, *Features and new physical scales in primordial observables: Theory and observation*, *International Journal of Modern Physics D* **24(10)** (2015) 1530023 [[1505.01834](#)].
- [22] P. S. Cole, A. D. Gow, C. T. Byrnes and S. P. Patil, *Steepest growth re-examined: repercussions for primordial black hole formation*, (2022) [[2204.07573](#)].
- [23] G. Felder, L. Kofman and A. Linde, *Instant preheating*, *Physical Review D* **59(12)** (1999) 123523 [[hep-ph/9812289](#)].
- [24] M. Sasaki, T. Suyama, T. Tanaka and S. Yokoyama, *Primordial black holes—perspectives in gravitational wave astronomy*, *Classical and Quantum Gravity* **35(6)** (2018) 063001 [[1801.05235](#)].
- [25] B. Carr and F. Kühnel, *Primordial Black Holes as Dark Matter: Recent Developments*, *Annual Review of Nuclear and Particle Science* **70** (2020) 355 [[2006.02838](#)].
- [26] S. Bhattacharya, *Primordial Black Hole Formation in Non-Standard Post-Inflationary Epochs*, *Galaxies* **11(1)** (2023) 35 [[2302.12690](#)].
- [27] F. Azhar and A. Loeb, *Gauging fine-tuning*, *Physical Review D* **98(10)** (2018) 103018 [[1809.06220](#)].
- [28] M. P. Hertzberg and M. Yamada, *Primordial black holes from polynomial potentials in single field inflation*, *Physical Review D* **97(8)** (2018) 083509 [[1712.09750](#)].
- [29] T. Nakama and Y. Wang, *Do we need fine-tuning to create primordial black holes?*, *Physical Review D* **99(2)** (2019) 023504 [[1811.01126](#)].
- [30] B. Carr, S. Clesse and J. García-Bellido, *Primordial black holes from the QCD epoch: linking dark matter, baryogenesis and anthropic selection*, *Monthly Notices of the Royal Astronomical Society* **501(1)** (2021) 1426 [[1904.02129](#)].
- [31] M. Braglia, A. Linde, R. Kallosh and F. Finelli, *Hybrid α -attractors, primordial black holes and gravitational wave backgrounds*, *Journal of Cosmology and Astroparticle Physics* **2023(04)** (2023) 033 [[2211.14262](#)].

- [32] W. Qin *et al.*, *Planck constraints and gravitational wave forecasts for primordial black hole dark matter seeded by multifield inflation*, *Physical Review D* **108**(4) (2023) 043508 [2303.02168].
- [33] C. Animali and V. Vennin, *Primordial black holes from stochastic tunnelling*, *Journal of Cosmology and Astroparticle Physics* **2023**(02) (2023) 043 [2210.03812].
- [34] A. Y. Kamenshchik, A. Tronconi, T. Vardanyan and G. Venturi, *Non-canonical inflation and primordial black holes production*, *Physics Letters B* **791** (2019) 201 [1812.02547].
- [35] A. E. Romano, *Sound speed induced production of primordial black holes*, (2020) [2006.07321].
- [36] Y.-F. Cai, X. Tong, D.-G. Wang and S.-F. Yan, *Primordial Black Holes from Sound Speed Resonance during Inflation*, *Physical Review Letters* **121**(8) (2018) 081306 [1805.03639].
- [37] G. A. Palma, S. Sypsas and C. Zenteno, *Seeding Primordial Black Holes in Multifield Inflation*, *Physical Review Letters* **125**(12) (2020) 121301 [2004.06106].
- [38] M. Braglia *et al.*, *Generating PBHs and small-scale GWs in two-field models of inflation*, *Journal of Cosmology and Astroparticle Physics* **2020**(08) (2020) 001 [2005.02895].
- [39] M. Braglia, X. Chen and D. K. Hazra, *Probing primordial features with the stochastic gravitational wave background*, *Journal of Cosmology and Astroparticle Physics* **2021**(03) (2021) 005 [2012.05821].
- [40] J. Fumagalli, S. Renaux-Petel, J. W. Ronayne and L. T. Witkowski, *Turning in the landscape: A new mechanism for generating primordial black holes*, *Physics Letters B* **841** (2023) 137921 [2004.08369].
- [41] W. Ahmed, M. Junaid and U. Zubair, *Primordial black holes and gravitational waves in hybrid inflation with chaotic potentials*, *Nuclear Physics B* **984** (2022) 115968 [2109.14838].
- [42] S. R. Geller, W. Qin, E. McDonough and D. I. Kaiser, *Primordial black holes from multifield inflation with nonminimal couplings*, *Physical Review D* **106**(6) (2022) 063535 [2205.04471].
- [43] L. Iacconi, H. Assadullahi, M. Fasiello and D. Wands, *Revisiting small-scale fluctuations in α -attractor models of inflation*, *Journal of Cosmology and Astroparticle Physics* **2022**(06) (2022) 007 [2112.05092].
- [44] S. Kawai and J. Kim, *Primordial black holes and gravitational waves from nonminimally coupled supergravity inflation*, *Physical Review D* **107**(4) (2023) 043523 [2209.15343].
- [45] O. Özsoy and G. Tasinato, *Inflation and Primordial Black Holes*, *Universe* **9**(5) (2023) 203 [2301.03600].
- [46] S. S. Mishra and V. Sahni, *Primordial black holes from a tiny bump/dip in the inflaton potential*, *Journal of Cosmology and Astroparticle Physics* **2020**(04) (2020) 007 [1911.00057].
- [47] R. Zheng, J. Shi and T. Qiu, *On primordial black holes and secondary gravitational waves generated from inflation with solo/multi-bumpy potential*, *Chinese Physics C* **46**(4) (2022) 045103 [2106.04303].
- [48] K. Inomata, E. McDonough and W. Hu, *Amplification of primordial perturbations from the rise or fall of the inflaton*, *Journal of Cosmology and Astroparticle Physics* **2022**(02) (2022) 031 [2110.14641].
- [49] D. Frolovsky, S. V. Ketov and S. Saburov, *E-models of inflation and primordial black holes*, *Frontiers in Physics* **10** (2022) [2207.11878].
- [50] K. Inomata and T. Nakama, *Gravitational waves induced by scalar perturbations as probes of the small-scale primordial spectrum*, *Physical Review D* **99**(4) (2019) 043511 [1812.00674].
- [51] I. Dalianis, *Constraints on the curvature power spectrum from primordial black hole evaporation*, *Journal of Cosmology and Astroparticle Physics* **2019**(08) (2019) 032 [1812.09807].
- [52] A. Kalaja *et al.*, *From primordial black holes abundance to primordial curvature power spectrum (and back)*, *Journal of Cosmology and Astroparticle Physics* **2019**(10) (2019) 031 [1908.03596].
- [53] M. E. Peskin and D. V. Schroeder, *An Introduction to quantum field theory*, Westview Press (1995).
- [54] R. W. Haymaker and J. Perez-Mercader, *Convexity of the effective potential*, *Physical Review D* **27**(8) (1983) 1948.
- [55] A. Amer *et al.*, *Vacuum instability criterion in an effective potential approach*, *Nuclear Physics B* **214**(2) (1983) 299.
- [56] J. A. Casas, V. Di Clemente and M. Quirós, *The effective potential in the presence of several mass scales*, *Nuclear Physics B* **553**(1–2) (1999) 511 [hep-ph/9809275].
- [57] A. Achúcarro, J.-O. Gong, G. A. Palma and S. P. Patil, *Correlating features in the primordial spectra*, *Physical Review D* **87**(12) (2013) 121301 [1211.5619].

- [58] G. Isidori, V. S. Rychkov, A. Strumia and N. Tetradis, *Gravitational corrections to standard model vacuum decay*, *Physical Review D* **77(2)** (2008) 025034 [0712.0242].
- [59] H. V. Ragavendra, P. Saha, L. Sriramkumar and J. Silk, *Primordial black holes and secondary gravitational waves from ultraslow roll and punctuated inflation*, *Physical Review D* **103(8)** (2021) 083510 [2008.12202].
- [60] N. Bhaumik and R. K. Jain, *Primordial black holes dark matter from inflection point models of inflation and the effects of reheating*, *Journal of Cosmology and Astroparticle Physics* **2020(01)** (2020) 037 [1907.04125].
- [61] M. R. Gangopadhyay, J. C. Jain, D. Sharma and Yogesh, *Production of primordial black holes via single field inflation and observational constraints*, *The European Physical Journal C* **82(9)** (2022) 849 [2108.13839].
- [62] C. Germani and T. Prokopec, *On primordial black holes from an inflection point*, *Physics of the Dark Universe* **18** (2017) 6 [1706.04226].
- [63] M. Cicoli, V. A. Diaz and F. G. Pedro, *Primordial black holes from string inflation*, *Journal of Cosmology and Astroparticle Physics* **2018(06)** (2018) 034 [1803.02837].
- [64] J. M. Ezquiaga, J. García-Bellido and E. Ruiz Morales, *Primordial black hole production in Critical Higgs Inflation*, *Physics Letters B* **776** (2018) 345 [1705.04861].
- [65] G. Ballesteros, J. Rey, M. Taoso and A. Urbano, *Primordial black holes as dark matter and gravitational waves from single-field polynomial inflation*, *Journal of Cosmology and Astroparticle Physics* **2020(07)** (2020) 025 [2001.08220].
- [66] G. Ballesteros and M. Taoso, *Primordial black hole dark matter from single field inflation*, *Physical Review D* **97(2)** (2018) 023501 [1709.05565].
- [67] A. D. Gow, C. T. Byrnes, P. S. Cole and S. Young, *The power spectrum on small scales: robust constraints and comparing PBH methodologies*, *Journal of Cosmology and Astroparticle Physics* **2021(02)** (2021) 002 [2008.03289].
- [68] O. Özsoy, S. Parameswaran, G. Tasinato and I. Zavala, *Mechanisms for primordial black hole production in string theory*, *Journal of Cosmology and Astroparticle Physics* **2018(07)** (2018) 005 [1803.07626].
- [69] O. Özsoy and Z. Lalak, *Primordial black holes as dark matter and gravitational waves from bumpy axion inflation*, *Journal of Cosmology and Astroparticle Physics* **2021(01)** (2021) 040 [2008.07549].
- [70] G. Domenech, *Scalar Induced Gravitational Waves Review*, *Universe* **7(11)** (2021) 398 [2109.01398].
- [71] M. Kawasaki and H. Nakatsuka, *Effect of nonlinearity between density and curvature perturbations on the primordial black hole formation*, *Physical Review D* **99(12)** (2019) 123501 [1903.02994].
- [72] S. Young, I. Musco and C. T. Byrnes, *Primordial black hole formation and abundance: contribution from the non-linear relation between the density and curvature perturbation*, *Journal of Cosmology and Astroparticle Physics* **2019(11)** (2019) 012 [1904.00984].
- [73] V. De Luca *et al.*, *The ineludible non-Gaussianity of the primordial black hole abundance*, *Journal of Cosmology and Astroparticle Physics* **2019(07)** (2019) 048 [1904.00970].
- [74] A. G. Polnarev and M. Y. Khlopov, *Primordial Black Holes and the ERA of Superheavy Particle Dominance in the Early Universe*, *Soviet Astronomy* **25** (1981) 406.
- [75] T. Harada *et al.*, *PRIMORDIAL BLACK HOLE FORMATION IN THE MATTER-DOMINATED PHASE OF THE UNIVERSE*, *The Astrophysical Journal* **833(1)** (2016) 61 [1609.01588].
- [76] B. Carr, T. Tenkanen and V. Vaskonen, *Primordial black holes from inflaton and spectator field perturbations in a matter-dominated era*, *Physical Review D* **96(6)** (2017) 063507 [1706.03746].
- [77] P. S. Cole and C. T. Byrnes, *Extreme scenarios: the tightest possible constraints on the power spectrum due to primordial black holes*, *Journal of Cosmology and Astroparticle Physics* **2018(02)** (2018) 019 [1706.10288].
- [78] R. Allahverdi *et al.*, *The First Three Seconds: a Review of Possible Expansion Histories of the Early Universe*, *The Open Journal of Astrophysics* (2020) [2006.16182].
- [79] K. R. Dienes *et al.*, *Stasis in an expanding universe: A recipe for stable mixed-component cosmological eras*, *Physical Review D* **105(2)** (2022) 023530 [2111.04753].
- [80] G. Ballesteros, J. Rey and F. Rompineve, *Detuning primordial black hole dark matter with early matter domination and axion monodromy*, *Journal of Cosmology and Astroparticle Physics* **2020(06)** (2020) 014 [1912.01638].

- [81] J. S. Bullock and J. R. Primack, *Non-Gaussian fluctuations and primordial black holes from inflation*, *Physical Review D* **55(12)** (1997) 7423 [[astro-ph/9611106](#)].
- [82] S. Young, D. Regan and C. T. Byrnes, *Influence of large local and non-local bispectra on primordial black hole abundance*, *Journal of Cosmology and Astroparticle Physics* **2016(02)** (2016) 029 [[1512.07224](#)].
- [83] C.-M. Yoo, J.-O. Gong and S. Yokoyama, *Abundance of primordial black holes with local non-Gaussianity in peak theory*, *Journal of Cosmology and Astroparticle Physics* **2019(09)** (2019) 033 [[1906.06790](#)].
- [84] G. A. Palma, B. Scheihing Hitschfeld and S. Sypsas, *Non-Gaussian CMB and LSS statistics beyond polyspectra*, *Journal of Cosmology and Astroparticle Physics* **2020(02)** (2020) 027 [[1907.05332](#)].
- [85] M. Taoso and A. Urbano, *Non-gaussianities for primordial black hole formation*, *Journal of Cosmology and Astroparticle Physics* **2021(08)** (2021) 016 [[2102.03610](#)].
- [86] S. Young, *Peaks and primordial black holes: the effect of non-gaussianity*, *Journal of Cosmology and Astroparticle Physics* **2022(05)** (2022) 037 [[2201.13345](#)].
- [87] T. Fujita, M. Kawasaki, Y. Tada and T. Takesako, *A new algorithm for calculating the curvature perturbations in stochastic inflation*, *Journal of Cosmology and Astroparticle Physics* **2013(12)** (2013) 036 [[1308.4754](#)].
- [88] V. Vennin and A. A. Starobinsky, *Correlation functions in stochastic inflation*, *The European Physical Journal C* **75** (2015) 413 [[1506.04732](#)].
- [89] C. Pattison, V. Vennin, H. Assadullahi and D. Wands, *Quantum diffusion during inflation and primordial black holes*, *Journal of Cosmology and Astroparticle Physics* **2017(10)** (2017) 046 [[1707.00537](#)].
- [90] J. M. Ezquiaga, J. García-Bellido and V. Vennin, *The exponential tail of inflationary fluctuations: consequences for primordial black holes*, *Journal of Cosmology and Astroparticle Physics* **2020(03)** (2020) 029 [[1912.05399](#)].
- [91] D. G. Figueroa, S. Raatikainen, S. Räsänen and E. Tomberg, *Non-Gaussian Tail of the Curvature Perturbation in Stochastic Ultraslow-Roll Inflation: Implications for Primordial Black Hole Production*, *Physical Review Letters* **127(10)** (2021) 101302 [[2012.06551](#)].
- [92] K. Ando and V. Vennin, *Power spectrum in stochastic inflation*, *Journal of Cosmology and Astroparticle Physics* **2021(04)** (2021) 057 [[2012.02031](#)].
- [93] C. Pattison, V. Vennin, D. Wands and H. Assadullahi, *Ultra-slow-roll inflation with quantum diffusion*, *Journal of Cosmology and Astroparticle Physics* **2021(04)** (2021) 080 [[2101.05741](#)].
- [94] G. Rigopoulos and A. Wilkins, *Inflation is always semi-classical: diffusion domination overproduces Primordial Black Holes*, *Journal of Cosmology and Astroparticle Physics* **2021(12)** (2021) 027 [[2107.05317](#)].
- [95] Y. Tada and V. Vennin, *Statistics of coarse-grained cosmological fields in stochastic inflation*, *Journal of Cosmology and Astroparticle Physics* **2022(02)** (2022) 021 [[2111.15280](#)].
- [96] J. H. P. Jackson *et al.*, *Numerical simulations of stochastic inflation using importance sampling*, *Journal of Cosmology and Astroparticle Physics* **2022(10)** (2022) 067 [[2206.11234](#)].
- [97] A. D. Gow *et al.*, *Non-perturbative non-Gaussianity and primordial black holes*, *Europhysics Letters* **142(4)** (2023) 49001 [[2211.08348](#)].
- [98] G. Ferrante, G. Franciolini, A. J. Iovino and A. Urbano, *Primordial non-Gaussianity up to all orders: Theoretical aspects and implications for primordial black hole models*, *Physical Review D* **107(4)** (2023) 043520 [[2211.01728](#)].
- [99] T. Nakama, T. Suyama and J. Yokoyama, *Supermassive black holes formed by direct collapse of inflationary perturbations*, *Physical Review D* **94(10)** (2016) 103522 [[1609.02245](#)].
- [100] T. Nakama, K. Kohri and J. Silk, *Ultracompact minihalos associated with stellar-mass primordial black holes*, *Physical Review D* **99(12)** (2019) 123530 [[1905.04477](#)].
- [101] Y. Tada and S. Yokoyama, *Primordial black holes as biased tracers*, *Physical Review D* **91(12)** (2015) 123534 [[1502.01124](#)].
- [102] S. Young and C. T. Byrnes, *Long-short wavelength mode coupling tightens primordial black hole constraints*, *Physical Review D* **91(8)** (2015) 083521 [[1411.4620](#)].
- [103] R. van Laak and S. Young, *Primordial black hole isocurvature modes from non-Gaussianity*, (2023) [[2303.05248](#)].

- [104] S. Passaglia, W. Hu and H. Motohashi, *Primordial black holes and local non-Gaussianity in canonical inflation*, *Physical Review D* **99(4)** (2019) 043536 [[1812.08243](#)].
- [105] G. Ballesteros, J. Rey, M. Taoso and A. Urbano, *Stochastic inflationary dynamics beyond slow-roll and consequences for primordial black hole formation*, *Journal of Cosmology and Astroparticle Physics* **2020(08)** (2020) 043 [[2006.14597](#)].
- [106] PLANCK collaboration, *Planck 2018 results. X. Constraints on inflation*, *Astronomy & Astrophysics* **641** (2020) A10 [[1807.06211](#)].
- [107] M. Tristram *et al.*, *Improved limits on the tensor-to-scalar ratio using BICEP and Planck data*, *Physical Review D* **105(8)** (2022) 083524 [[2112.07961](#)].
- [108] A. Ashoorioon, A. Rostami and J. T. Firouzjaee, *Examining the end of inflation with primordial black holes mass distribution and gravitational waves*, *Physical Review D* **103(12)** (2021) 123512 [[2012.02817](#)].
- [109] S. Kawai and J. Kim, *Primordial black holes from Gauss-Bonnet-corrected single field inflation*, *Physical Review D* **104(8)** (2021) 083545 [[2108.01340](#)].
- [110] A. Talebian, S. A. Hosseini Mansoori and H. Firouzjahi, *Inflation from Multiple Pseudo-scalar Fields: Primordial Black Hole Dark Matter and Gravitational Waves*, *The Astrophysical Journal* **948(1)** (2023) 48 [[2210.13822](#)].
- [111] T. Papanikolaou, A. Lymperis, S. Lola and E. N. Saridakis, *Primordial black holes and gravitational waves from non-canonical inflation*, *Journal of Cosmology and Astroparticle Physics* **2023(03)** (2023) 003 [[2211.14900](#)].
- [112] J. Martin, T. Papanikolaou and V. Vennin, *Primordial black holes from the preheating instability in single-field inflation*, *Journal of Cosmology and Astroparticle Physics* **2020(01)** (2020) 024 [[1907.04236](#)].
- [113] G. Dvali, F. Kühnel and M. Zantedeschi, *Primordial black holes from confinement*, *Physical Review D* **104(12)** (2021) 123507 [[2108.09471](#)].
- [114] S. Coleman, J. Wess and B. Zumino, *Structure of phenomenological Lagrangians. I.*, *Physical Review* **177(5)** (1969) 2239.
- [115] C. P. Burgess, *An Introduction to Effective Field Theory*, *Annual Review of Nuclear and Particle Science* **57** (2007) 329 [[hep-th/0701053](#)].
- [116] I. Brivio and M. Trott, *The standard model as an effective field theory*, *Physics Reports* **793** (2019) 1 [[1706.08945](#)].
- [117] F. Simpson, R. Jimenez, C. Pena-Garay and L. Verde, *Strong Bayesian evidence for the normal neutrino hierarchy*, *Journal of Cosmology and Astroparticle Physics* **2017(06)** (2017) 029 [[1703.03425](#)].
- [118] T. Schwetz *et al.*, *Comment on “Strong Evidence for the Normal Neutrino Hierarchy”*, (2017) [[1703.04585](#)].
- [119] G. Franciolini, A. Kehagias, S. Matarrese and A. Riotto, *Primordial black holes from inflation and non-Gaussianity*, *Journal of Cosmology and Astroparticle Physics* **2018(03)** (2018) 016 [[1801.09415](#)].
- [120] A. A. Starobinsky, *Spectrum of adiabatic perturbations in the universe when there are singularities in the inflation potential*, *Journal of Experimental and Theoretical Physics Letters* **55(9)** (1992) 489.
- [121] S. Pi and J. Wang, *Primordial Black Hole Formation in Starobinsky’s Linear Potential Model*, (2022) [[2209.14183](#)].