

Quantitative feasibility study of astrophysical rapid neutron capture demonstration using intense lasers

Vojtěch Horný*

*LULI - CNRS; École Polytechnique, CEA; Université Paris-Saclay; UPMC
Université Paris 06; Sorbonne Université, F-91128, Palaiseau Cedex, France
CEA, DAM, DIF, F-91297 Arpajon, France and
Université Paris-Saclay, CEA, LMCE, 91680 Bruyères-le-Châtel, France*

Sophia N. Chen

*Horia Hulubei National Institute for Physics and Nuclear Engineering,
30 Reactorului Street, RO-077125, Bucharest-Magurele, Romania*

Xavier Davoine and Laurent Gremillet

*CEA, DAM, DIF, F-91297 Arpajon, France and
Université Paris-Saclay, CEA, LMCE, 91680 Bruyères-le-Châtel, France*

Julien Fuchs

*LULI-CNRS, CEA, UPMC Univ Paris 06: Sorbonne Université, Ecole Polytechnique,
Institut Polytechnique de Paris, F-91128 Palaiseau Cedex, France*

(Dated: April 13, 2023)

Deciphering the conditions under which neutron capture cascades occur in the Universe to synthesize heavy elements is an endeavour pursued since the 1950s, but that has proven elusive up to now due to the experimental difficulty of generating the extreme neutron fluxes required. It has been evoked that laser-driven (pulsed) neutron sources could produce neutron beams with characteristics suitable to achieve nucleosynthesis in the laboratory. In this scheme, the laser first generates an ultra-high-current, high-energy proton beam, which is subsequently converted into a dense neutron beam. Here we model, in a self-consistent manner, the transport of laser-accelerated protons through the neutron converter, the subsequent neutron generation and propagation, and finally the neutron capture reactions in a gold (^{197}Au) sample. Using the parameters of present-day available lasers, as well as of those foreseeable in the near future, we find that the final yield of the isotopes containing two more neutrons than the seed ^{197}Au nuclei is negligible. Our investigation highlights that the areal density of the laser-driven neutron source is a critical quantity and that it should be considerably increased over the current state of the art in order to offer realistic prospects for laser-based generation of neutron-rich isotopes.

* vojtech.horny@atlas.cz

I. INTRODUCTION

The development of high-flux neutron sources driven by ultraintense and ultrashort laser pulses has been a very active domain of research over the past decade [1–3]. This interest is prompted by the unique characteristics of those sources compared to those produced by larger-scale nuclear fission reactors or accelerator-based spallation facilities [4, 5]. In fact, the latter conventional sources are already outperformed by laser-based neutron pulses in terms of short duration, small size and huge instantaneous flux [6]. Thanks to such features, promising applications in the areas of non-destructive and isotope-sensitive material analysis have been recently demonstrated [7].

Another potentially attractive use of laser-driven, pulsed neutron beams that has been excogitated in the last few years [8, 9] would be to create neutron-rich isotopes. While isotopes of stable elements are routinely produced at existing facilities, e.g. nuclear reactors [10, 11], taking advantage of long neutron exposures, the specific benefit of bright pulsed sources would be to generate isotopes of unstable compounds, themselves produced by prompt neutron irradiation. Such a capability would represent a major advance in nuclear physics and astrophysics; in the former field, to test nuclear models, in the latter to deepen our knowledge of the nucleosynthesis of elements heavier than iron. As is now well known, the lightest of these elements are formed in main sequence stars by slow neutron captures. In this so-called *s*-process [12], a seed nucleus captures a neutron to form an isotope with one higher atomic mass. Subsequently, the produced isotope is subject to β^- -decay, whereby an electron and an electron antineutrino are released, and the nucleus is then transmuted into a higher- Z isotope. This process can occur repetitively over the course of the lifetime of the star, producing ever heavier nuclei. However, this reaction chain reaches its end at the isotope ^{209}Bi because the following neutron-capture product ^{210}Po experiences α -decay, through which the atomic number drops by two, hence cycling the element back to ^{206}Pb .

The origin of even heavier elements is thus ascribed to another process, namely, rapid neutron captures or *r*-process, which involves the capture of two or more neutrons within the lifetime of the unstable isotope. Hence, heavier elements can be produced after the decay of the unstable products, and thus the termination point of the *s*-process in Bismuth can be overcome. To be effective, though, the *r*-process implies that extreme conditions are attained in terms of neutron density ($> 10^{20} \text{ cm}^{-3}$), such as those envisioned during, e.g., core collapse of supernovae [13] or neutron star mergers [14].

On Earth, the examination of the by-products of thermonuclear explosions [15, 16], during which similarly extreme neutron fluxes could be achieved, demonstrated the effectiveness of the *r*-process in producing super-heavy elements. A theoretical reexamination of these results [17] concluded that a measurable amount of neutron-rich, long-lived super-heavy nuclei may be synthesized employing *next-generation* pulsed reactors. In the same work [17], the requirements to be met in order to produce long-lived, super-heavy elements were derived and a theoretical model was proposed to calculate the final isotope abundances.

In this paper, we quantitatively evaluate the possibility to produce neutron-rich isotopes via the *r*-process using pulsed neutron sources accessible to both present-day and upcoming ultra-high-intensity ($> 10^{20} \text{ W cm}^{-2}$), short-

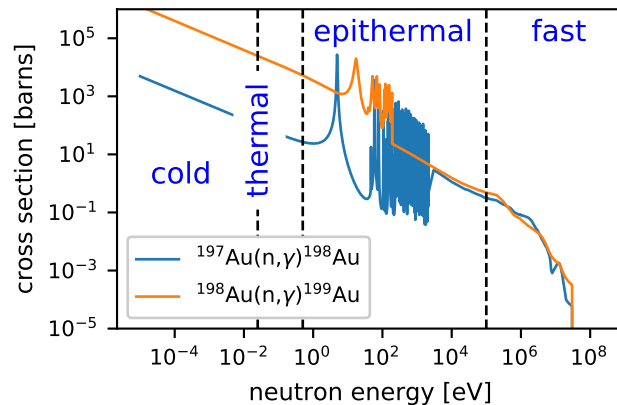


Figure 1. Neutron capture cross section dependence on energy for ^{197}Au and ^{198}Au isotopes, from the TENDL-2019 library [21].

pulse (fs-ps) lasers [1, 3, 18, 19], as discussed in Section II. Although the ultimate desired goal is to produce heavy isotopes of unstable nuclei, we will focus on the well-known isotopes of ^{197}Au as a test-case scenario. Our study relies on a slightly modified version of the model developed in Refs. [9, 17], as detailed in Section III and the Appendix. Calculations of the isotope yields achievable by contemporary laser-plasma sources are presented in Section IV. The limitations of our approach are discussed in Section V, and Section VI summarizes the study.

II. CONTEMPORARY LASER-BASED NEUTRON SOURCES

Neutrons are generally categorized in terms of energy as fast (> 100 keV), epithermal (0.5 eV – 100 keV), thermal (25 meV), and cold (≤ 25 meV) [20]. The probability of neutron capture strongly depends on the individual neutron energy; its cross-section typically grows as the neutron energy decreases as shown in Fig. 1 for ^{197}Au , our reference material. The plotted cross-sections are taken from the TENDL-2019 database [21] which collects the outputs of the TALYS nuclear model code [22]. Such an approach is necessary because measured data on neutron captures remain scarce, especially for unstable neutron-rich isotopes.

Neutron generation using intense lasers can proceed through several pathways: (p,n) or (d,n) reactions induced by the laser-accelerated protons or deuterons on light nuclei [1], spallation of heavy nuclei by hundreds-of-MeV-class protons [6], photonuclear reactions initiated by Bremsstrahlung photons generated by the accelerated electrons [2], or nuclear fission processes [23]. In the following, we will recall the characteristics and performances of the two main types of neutron sources based on laser-plasma interactions. The moderation of the energy of the generated neutrons will also be discussed.

a. Neutron sources driven by laser-accelerated fast ions The most common method for generating neutrons with an intense laser pulse involves high-energy electron [2, 3] or ion [1] beams accelerated from solid or foam targets. While the former case exploits photoreactions induced by Bremsstrahlung γ rays emitted by the electron beam, the

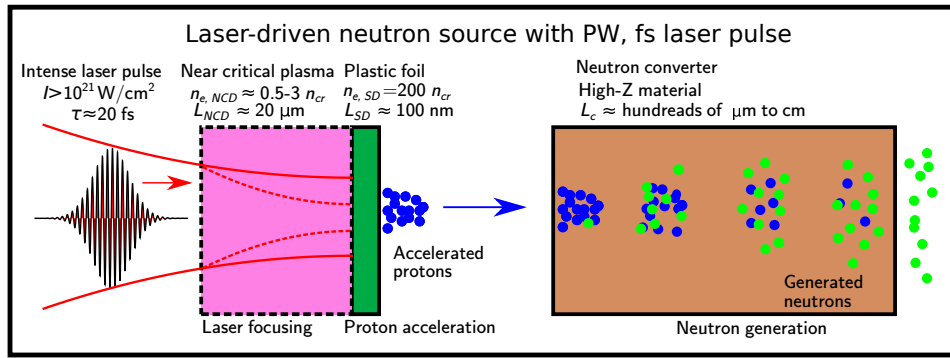


Figure 2. Example scheme for neutron generation by a laser-driven proton beam [19]. A PW-class, ultraintense ($> 10^{21} \text{ W cm}^{-2}$), ultrashort (20 fs) laser pulse interacts with a thin (sub-micron) solid foil (green rectangle), from which protons are accelerated. To boost the on-target laser intensity, and thus proton acceleration, a foam layer (pink box), of $\sim 20 \mu\text{m}$ thickness and acting, once ionized, as a near-critical-density plasma lens, can be attached to the solid foil. The neutron converter, made of a high- Z material (the brown box), is placed behind the laser target.

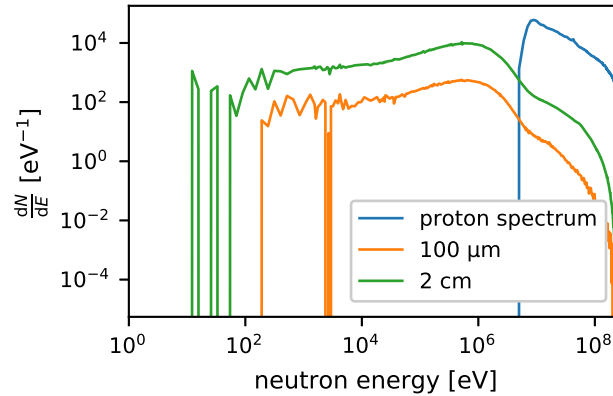


Figure 3. Simulated neutron energy spectra (in orange and green) for the scheme shown in Fig. 2, using a 1 PW, $2 \times 10^{21} \text{ cm}^{-2}$, 20 fs laser pulse, according to Ref. [19]. Neutrons are generated in a Pb converter by protons (blue spectrum) accelerated from a double-layer target, composed of a $20 \mu\text{m}$ -thick, $1 n_c$ -density carbon layer followed by a 115 nm -thick, $200 n_c$ -density CH_2 foil. The neutron converter has a thickness of either $100 \mu\text{m}$ (orange) or 2 cm (green).

latter relies on nuclear fusion reactions triggered by fast protons or deuterons on either light nuclei (e.g., Li or Be) [1] or heavy nuclei (e.g., Pb or Au) [19].

Experimentally, 100 J-class, picosecond-duration laser systems have proven effective to produce bright sources of neutrons. However, the higher intensity and repetition rate of upcoming multi-PW, few-femtosecond laser systems have the potential to enhance proton acceleration to energies over 100 MeV, where the efficiency of the spallation process in high- Z nuclei drastically increases [6]. Such a configuration, which is considered in the following numerical study, is schematically shown in Fig. 2.

Figure 3 displays typical proton (blue) and neutron (orange, green) energy spectra, as simulated using the setup of

L_c	100 μm	2 cm
1 eV - 1 keV	5.96×10^4	7.64×10^5
1 keV - 10 keV	6.36×10^5	1.16×10^7
10 keV - 100 keV	1.20×10^7	2.10×10^8
100 keV - 1 MeV	4.38×10^8	7.76×10^9
1 MeV - 10 MeV	6.64×10^8	1.29×10^{10}
> 10 MeV	8.67×10^7	2.67×10^9

Table I. The number of generated neutrons in several energy bins for the two considered converter thicknesses of the source presented in Fig. 3

Fig. 2. The laser-induced proton acceleration is described in 2D3V geometry (2D in space, 3D in momentum) with the particle-in-cell CALDER code [24]. The shown proton spectrum is that obtained from a double-layer target (a carbon plasma layer of 20- μm thickness and $1-n_c$ density, attached to a 115 nm, $200 n_c$ CH_2 foil) [19] irradiated by a 1 PW, $2 \times 10^{21} \text{ cm}^{-2}$, 20 fs laser pulse. Neutron generation in the Pb converter (of variable thickness L_c) is treated by the Monte Carlo FLUKA code [25, 26].

The orange curve corresponds to a $L_c = 100 \mu\text{m}$ thick converter: while yielding the highest peak neutron intensity (i.e., exceeding $10^{23} \text{ n cm}^{-2} \text{ s}^{-1}$), this case generates only 7.6×10^8 neutrons and an on-axis flux of $8.6 \times 10^6 \text{ n sr}^{-1}$ [19]. For the same input proton spectrum, the neutron flux is maximized with a $L_c = 2 \text{ cm}$ converter: it then reaches a value of $7.5 \times 10^9 \text{ n sr}^{-1}$, for a total number of 2.4×10^{10} neutrons (see the green curve in Fig. 3). Considering a laser repetition rate of one shot per minute, this would translate into an averaged neutron flux of $\sim 10^8 \text{ n sr}^{-1}$ [19].

Table I presents the number of generated neutrons in several energy bins for the two considered converter thicknesses. One can see that most of the neutrons are emitted at high energies (0.1 – 10 MeV). It has also been found that the fastest neutrons ($\sim 10 - 100 \text{ MeV}$) are directional, with an angular divergence decreasing with increasing energy, whereas neutrons below $\sim 1 \text{ MeV}$ have a more or less isotropic distribution [19]. The downside of such a high mean neutron energy is a weak cross-section of neutron capture by ^{197}Au atoms, i.e., of the order of 0.1 b (in ^{197}Au) or even lower (see Figure 1). The potential of generating neutron-rich isotopes using this kind of neutron source is discussed in Section IV.

b. Laser-driven thermonuclear sources Still using ultra-high power, short laser pulses, an alternative approach to generate neutrons is to exploit thermonuclear reactions in laser-heated deuterated plasmas. Numerical simulations of the interaction of 500 J, 100 fs laser pulses focused at a moderate intensity of $10^{18} \text{ W cm}^{-2}$ on 1 μm thick solid CD_2 foils [27] suggest that about 10^9 neutrons can be generated per laser shot, having a Gaussian spectrum with $\sim 2.5 \text{ MeV}$ mean energy and $\sim 0.1 \text{ MeV}$ energy spread. The angular distribution of such source is isotropic and characterized by a $\sim 10^7 \text{ n sr}^{-1}$ flux per shot. These numbers are one or two orders of magnitude lower than those obtained using the above ion-beam-induced sources.

On a similar scale, $\sim 3.5 \times 10^9$ thermonuclear neutrons have been reported from laser-driven, spherically convergent

plasmas with a ns, kJ-class laser [28]. Higher-flux neutron pulses can, of course, be achieved in inertial fusion implosions at MJ-class facilities. The current published record from NIF is a total neutron yield of $\sim 2 \times 10^{16}$ neutrons [29], associated with a $\sim 1.6 \times 10^{15}$ n sr $^{-1}$ flux per shot which can be repeated once per day. However, the scale, purpose, and repetition rate of those devices are obviously inadequate for any credible application related to neutron science.

c. Moderation All the aforementioned sources deliver fast neutrons (see Figure 3), yet for some applications, it may be desirable to decelerate them to lower energies using a moderator. This is done via successive elastic and inelastic collisions where energy exchanges between the neutrons and the moderating medium are dependent on the scattering angle. The materials used for this purpose are usually selected based on their moderating power, which is determined by the average logarithmic energy loss and the macroscopic scattering cross section [30]. A high moderation efficiency necessitates not only a high moderating power but also a weak neutron absorption. For this reason, hydrogenous-based moderators (e.g. H₂, CH₄) are generally favoured. To slow the neutrons down to epithermal energies, H₂O, D₂O or high-density polyethylene moderators can be employed [31]. Recently, moderation of laser-generated neutrons down to the cold energy range has been demonstrated via a staged scheme comprising a polyethylene pre-moderator and a cryogenic H₂ main moderator [32].

III. MODELING METHOD

We now consider the irradiation of a sample of stable seed nuclei (of mass number A) by a short neutron pulse. The final relative abundances b_i of the $(A + i)$ isotopes can be estimated using the following formulas [8, 9, 17] (see also the Appendix):

$$b_1 = \frac{N_1}{N_0^0} = \mu_1 \exp(-\mu_1) \simeq \mu_1, \quad (1)$$

$$b_2 = \frac{N_2}{N_0^0} = \frac{\mu_1 \mu_2}{2} \exp(-\mu_2) \simeq \frac{\mu_1 \mu_2}{2}, \quad (2)$$

where

$$\mu_i = \frac{dN_n}{dS} \sigma_i. \quad (3)$$

We have introduced dN_n/dS the areal density of the neutron flux, σ_i the cross section of neutron capture by the $(A + i - 1)$ isotope, N_0^0 the initial number of seed nuclei, and N_i the final number of $(A + i)$ isotopes.

We now generalize this calculation to the case of a space-dependent, energy-distributed neutron flux (as in Eqs. (1) and (2), the neutron flux is too short for the temporal dependence to play a role). Taking account of the energy dependence of σ_i , and assuming axisymmetry, the spatial map of $\mu_i(x, r)$ is then given by

$$\mu_i(x, r) = \int \frac{d^2 N_n}{dS dE}(x, r, E) \sigma_i(E) dE. \quad (4)$$

There follows the total number of $(A + i)$ isotopes:

$$N_i = \frac{\rho}{Am_p} \iint b_i(x, r) 2\pi r dr dx, \quad (5)$$

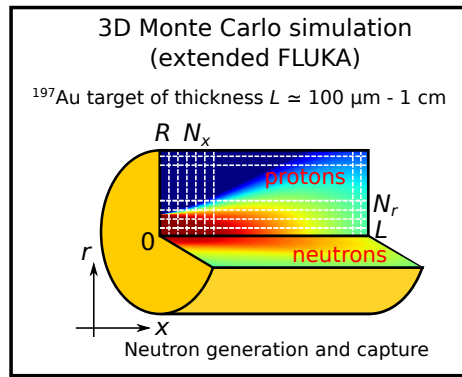


Figure 4. Setup of Monte Carlo simulations of proton transport, neutron generation and neutron transport. The protons are injected through the left-hand side of the ^{197}Au target. The spatial grid over which neutron captures are computed is shown as white dashed lines.

where ρ is the mass density of the seed nuclei and m_p is the proton mass. Hence, the abundance of the $(A + 2)$ isotopes strongly increases as the neutron areal density grows and the neutron energy decreases (see Fig. 1).

To validate our numerical resolution of the above equations, we have reproduced the calculation of Ref. [9], i.e. using a collimated, $5\text{-}\mu\text{m}$ -diameter, uniform cylindrical beam of $N_n = 10^{12}$ neutrons, with a Gaussian energy spectrum of 0.1 MeV central energy and 10% relative width. For a $100\text{-}\mu\text{m}$ -thick ^{176}Lu target, we have obtained $N_1 \simeq 2.96 \times 10^8$ and $N_2 \simeq 615$, consistent with the results of [9].

We will now consider a more realistic space-energy-distributed neutron flux based on 3D Monte Carlo FLUKA simulations, as sketched in Fig. 4. The protons injected into the ^{197}Au material are either taken in the form of a uniform cylindrical beam with no initial divergence, or extracted from the optimal PIC simulation case #3 from [19]. The latter describes a $2 \times 10^{21}\text{ W cm}^{-2}$ peak intensity, 20 fs FWHM duration, $5\text{ }\mu\text{m}$ FWHM diameter laser pulse hitting at normal incidence a double-layer target composed of a $20.5\text{ }\mu\text{m}$ -thick, near-critical ($n_e = 1.05 n_c$) carbon layer attached to a 115-nm -thick CH_2 foil ($n_e = 200 n_c$). A virtual detector is placed $\sim 26\text{ }\mu\text{m}$ behind the rear side of the target. A total of $\sim 1.5 \times 10^{12}$ protons are collected (the time of arrival, transverse position and 3D momentum of each of them being recorded), characterized by an exponentially decreasing energy spectrum, extending to $\sim 240\text{ MeV}$. A module was added to the standard version of FLUKA to use as input the PIC proton distribution.

The target is a ^{197}Au cylinder of length L (along the x -axis) and radius R . The computational grid over which the neutron flux $d^2N_n(x, r, E)/dSdE$ is discretized consists of N_r equidistant shells (along r) and N_x (along x) equidistant planes. The neutron energy, resolved by a two-way fluence (see the USRBDX entry in the FLUKA documentation [25]), is tracked across all the interfaces between the grid cells and also between the outer grid cells and vacuum.

	E	S	N	R	L	N_1	N_2
A	20 MeV	$25 \mu\text{m}^2$	10^{12}	$20 \mu\text{m}$	0.5 mm	3.2×10^4	3.5×10^{-8}
B	50 MeV	$25 \mu\text{m}^2$	10^{12}	$20 \mu\text{m}$	0.5 mm	1.5×10^5	4.5×10^{-7}
C	100 MeV	$25 \mu\text{m}^2$	10^{12}	$20 \mu\text{m}$	0.5 mm	1.8×10^5	7.3×10^{-7}
D	200 MeV	$25 \mu\text{m}^2$	10^{12}	$15 \mu\text{m}$	0.75 mm	2.4×10^5	1.0×10^{-6}
E	500 MeV	$25 \mu\text{m}^2$	10^{12}	$15 \mu\text{m}$	1.0 mm	3.4×10^5	2.0×10^{-6}
F	1 GeV	$25 \mu\text{m}^2$	10^{12}	$15 \mu\text{m}$	1.0 mm	4.0×10^5	2.9×10^{-6}
G	as case #3 in [19]		1.5×10^{12}	$250 \mu\text{m}$	0.3 mm	4.7×10^5	8.5×10^{-8}

Table II. Parameters of the neutron-capture calculations: E , S and N are the energy, cross-sectional area and particle number characterizing the proton source, R and L are the radius and length of the neutron-capture ^{197}Au target, and N_1 and N_2 denote the ^{198}Au and ^{199}Au yields. Cases A-F consider a monoenergetic, cylindrical proton beam while case G uses the proton distribution extracted from PIC simulation #3 in [19]. The values of R and L are chosen so as to accommodate the production of the vast majority of isotopes using a reasonable grid resolution, with the constraint that the number of internal detectors in FLUKA cannot exceed 1100 [33].

IV. NUMERICAL RESULTS

To maximize the $(A + 2)$ isotope generation rate, which scales as the square of the neutron areal density, it is preferable that the stages of neutron generation and neutron captures take place within the same target. This configuration is particularly favorable when using PW, fs-class laser systems, because the resultant $> 100 \text{ MeV}$ proton beams can enable efficient neutron generation in high- Z materials [6] in which neutron captures are also the most efficient. This single-target approach allows the effective neutron areal density to be significantly enhanced in the neutron-capture material. It contrasts with present-day experiments [1, 18, 32] where neutrons are generated in cm-scale Be or Li converters, entailing a sizable drop in neutron fluence on the neutron-capture material located downstream. As mentioned above, gold is here chosen to make up this multipurpose target: not only is it a sufficiently high- Z material for neutron generation to be efficient, but is also abundant and has only one stable isotope ^{197}Au .

In the following, we estimate the total neutron-rich isotope yield for various parameters of the accelerated protons or moderated neutrons that are injected into the neutron capture target. Seven configurations are considered as summarized in Table II. Six of them (cases A-F) represent idealized sources of laser-accelerated protons, taken to be perfectly collimated, monoenergetic (with energies ranging from 20 MeV and 1 GeV) and with a uniform cylindrical profile of $25 \mu\text{m}^2$ cross-sectional area. Based on Ref. [9], the number of incident protons is set to 10^{12} , yielding an areal density of $4 \times 10^{18} \text{ p cm}^{-2}$ at the target front side. The target parameters R and L (see Table II) are chosen such that the volume where neutron captures mainly occur is properly resolved.

The left column of Fig. 5 (panels a, c, e, g) details the results obtained in case C, where a narrow beam of collimated 100 MeV protons is used as input (see Table II). Figure 5(a) visualizes the transport of the proton beam through the target. A steady decrease in the proton areal density is apparent: after $500 \mu\text{m}$ of propagation, the on-axis proton areal

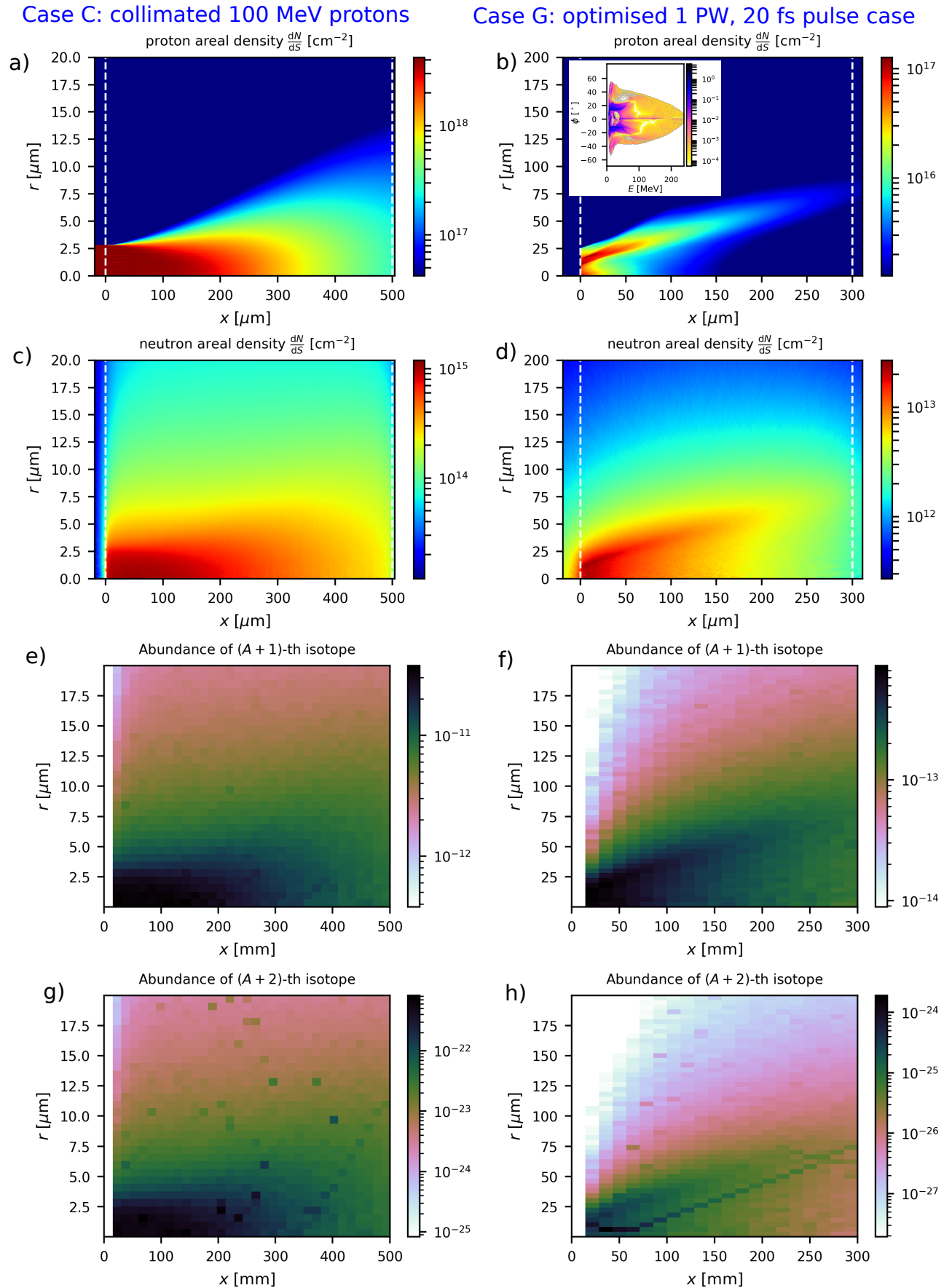


Figure 5. Proton (a-b) and neutron (c-d) transport through the ^{197}Au converter (located between the two white dashed lines) and final abundances of ^{198}Au (e-f) and ^{199}Au (g-h) for cases C (a, c, e, g) and G from Table II, respectively. The inset in panel (b) displays the energy-angle spectrum of the incident protons in case G.

density drops to $2.9 \times 10^{17} \text{ p cm}^{-2}$, mainly as a result of elastic collisions, and, to a lesser degree, absorption. Panel (c) shows the corresponding neutron areal density. Its on-axis areal density reaches a maximum of $1.20 \times 10^{15} \text{ n cm}^{-2}$ at $x_{\text{max}} \simeq 54 \mu\text{m}$, and decreases deeper into the target although the total number of neutrons reaching a position $x > x_{\text{max}}$ keeps on growing with $x < L$. This behaviour arises from the increasingly divergent proton beam caused by scattering within the target. Panels (e) and (g) show the predicted abundance maps of the ^{198}Au and ^{199}Au isotopes, the total numbers of which are given in Table II. While the ^{198}Au yield per laser shot ($N_1 = 1.8 \times 10^5$) could be easily measured experimentally, the ^{199}Au yield ($N_2 = 7.3 \times 10^{-7}$) is much too low to be detected, even by cumulating a large number of shots, as would be allowed, in principle, by the 3-day half-lives of ^{198}Au and ^{199}Au . The other idealized configurations does not provide any significant progress in this regard.

The right column of Fig. 5 shows the results of case G, where use is made of the proton beam predicted from PIC simulation #3 in [19], as detailed above. Panel (b) indicates that this more realistic source, which covers a transverse area of a few $100 \mu\text{m}^2$, is characterized by a maximum areal density of $\sim 1.1 \times 10^{17} \text{ p cm}^{-2}$ and is rather divergent with a peak at $\sim 17^\circ$ relative to the x -axis. Panel (d) shows that the neutrons are preferentially emitted along this direction, yet their angular distribution is not as peaked as that of the protons. A relatively high number of neutrons are produced around the x -axis, even though the proton density is quite low there. The explanation is that the fastest protons are injected at small angles, as seen in the energy-angle ion spectrum shown in the inset of panel (b). Panels (f) and (h) show that the $(A + 1)$ and $(A + 2)$ isotopes are created over a much larger transverse area than in case C. The total yield of ^{198}Au isotopes ($N_1 \simeq 4.5 \times 10^5$) exceeds that achieved in cases A-F. By contrast, however, only (8.5×10^5) ^{199}Au isotopes are produced in total (see Table II). This seemingly contradictory result is explained by the different scalings of the isotope abundances b_i with the neutron areal density: b_1 scales as $b_1 \propto dN_n/dS$ whereas $b_2 \propto (dN_n/dS)^2$.

For all considered cases, the total number of generated ^{199}Au nuclei is at best of the order of 10^{-6} per shot, or even less. Hence, we can conclude that rapid neutron captures cannot be experimentally detected, and this even under the unrealistically extreme conditions of cases A-F, which indeed seem out of reach even of future 10 PW laser systems. Considering that a minimum number of about 10^{4-5} of isotopes per shot is necessary for their detection, contemporary laser-driven neutron sources appear clearly unsuited to laboratory investigations of $(A + 2)$ isotope generation or r -process nucleosynthesis, at least for the irradiation setups considered up to now. However, we will see in the following discussion that moderation of laser-driven neutrons, as already demonstrated experimentally [32], may open a route to generate detectable amounts of $(A + 2)$ isotopes, provided that the driving PW-class lasers can operate at a high enough (100 Hz) repetition rate. Although not currently available, such a capability can be envisioned in the relatively near future [34–36].

V. DISCUSSION

First, let us point out that the generation of neutron-rich isotopes can be increased by using moderators. As equation (2) suggests, the final abundance of the $(A + 2)$ isotope after a certain neutron exposure scales as $\sim (dN/dS)^2 \sigma_1 \sigma_2$. Hence, neutron moderation results in two opposing effects: (1) the neutron-capture cross-section significantly grows, and (2) the neutron flux considerably decreases due to geometrical reasons and absorption.

It is essential to note that moderation may not be appropriate for astrophysically relevant studies, where the neutron energies range from 1 keV to several hundreds of keV. On the other hand, the production of neutron-rich isotopes of interest for fundamental nuclear physics may greatly benefit from the use of thermal or even cold neutrons.

To demonstrate it, let us consider the recently reported parameters of a laser-driven source of cold neutrons [32]. In that experiment, a 300 J, 1.2 ps laser pulse was employed to generate fast protons (up to ~ 5 MeV) and deuterons (up to ~ 20 MeV) from a 5- μm -thick C_2D_4 target via target normal sheath acceleration. Those ions were subsequently converted into neutrons in a cm-scale Be target, yielding a fast neutron flux of $\sim 10^9 \text{ n sr}^{-1}$, quite similar to case G considered above. These fast neutrons were then slowed down through an off-axis, wing-shaped (10 mm \times 6 mm \times 5 mm) polyethylene pre-moderator attached to the converter and a cryogenically cooled H_2 gas serving as the main moderator. The 27-nm-thick moderator was placed within a 2-mm-thick container made of copper. As a result, $\sim 10^7$ cold neutrons were released per shot, associated with a $\sim 4 \times 10^5 \text{ cm}^{-2}$ areal density at the surface of the H_2 moderator. In the discussion section of [32], the authors mention that their upgraded laser system could ultimately work at 100 Hz repetition rate. Considering eight hours of uninterrupted operation, the total integrated cold neutron areal density at the converter surface could be as high as 10^{12} cm^{-2} .

We address the same configuration, but in which the container of the cryogenic H_2 gas is made of gold instead of copper. For simplicity, we further assume that the container is spherical with 27-mm diameter and 2-mm thickness [20]. Taking the cold neutron energy distribution to be Gaussian with central energy of 20 meV, a relative energy spread of 10% and the aforementioned available areal density of $4 \times 10^5 \text{ cm}^{-2}$, we can estimate that the numbers of generated ^{198}Au and ^{199}Au would be $N_1 = 3.8 \times 10^{13}$ and $N_2 = 5.3 \times 10^5$, respectively, thus making the latter detectable.

Regarding the discrepancy between our estimates and the much higher isotope yield predicted in Refs. [8, 9], we first point out the greater accuracy of our modeling approach. Not only is it based on state-of-the-art Monte Carlo simulations of the proton transport, neutron generation and propagation in the target serving both as neutron converter and neutron capture target, but it also considers a realistic input source of protons as predicted by an optimized PIC simulation. The difference between our results and those of Refs. [8, 9] stems chiefly from the characteristics of the neutron pulse used to induce isotope generation. The areal density ($dN_n/dS \simeq 4 \times 10^{18} \text{ n cm}^{-2}$) of the perfectly collimated neutron source considered in Ref. [9] turns out to overestimate that of laser-driven neutrons by orders of magnitude. For instance, when taking account of a realistic proton source for a 1 PW, 20 fs laser system as is done in case G above, our approach predicts $dN_n/dS \simeq 2 \times 10^{13} \text{ n cm}^{-2}$. Moreover, the energy spectrum of the supposedly

laser-driven source in [9] is taken to be Gaussian with a mean energy between 50 keV and 10 MeV, and a relative width of 10%. Such parameters are at odds with previous experimental findings [1, 3, 20, 37] and our own results, which show much broader neutron spectra.

Finally, we should mention that the production of $(A + 2)$ isotopes was considerably overestimated in [8] due to the erroneous assumption that the cross-section of neutron capture keeps a constant value of 1 b at all neutron energies. This error stemmed from the fact that the total cross-section for all reactions involving neutrons is flat; yet this does not hold when considering only multiple neutron captures, in which case the cross-section indeed drops quickly with neutron energy. This caused the cross-section to be overestimated by one to three orders of magnitude for 100 keV – 10 MeV neutrons, and even more for faster neutrons. This paper, however, considered a neutron flux of $10^{24} \text{ n cm}^{-2} \text{ s}^{-1}$ and 1 ns duration, corresponding to an areal density of $\sim 10^{13} \text{ n cm}^{-2}$, similar to that characterizing our case G. The error in the cross-section led to a $(A + 2)$ isotope abundance reaching 4×10^{-18} , much above that ($\simeq 2 \times 10^{-24}$) attained in case G, see Fig. 5(h).

VI. CONCLUSION

We have carried out detailed numerical computations aiming to assess the feasibility of realizing multiple neutron captures in laser-based experiments, under conditions relevant to astrophysical nucleosynthesis. First, considering either idealized, monoenergetic and monodirectional, primary proton beams or a realistic proton distribution, as expected to be driven by a 1 PW-class short pulse laser [19], we have performed Monte Carlo FLUKA simulations of the generation and transport of fast neutrons through a gold (^{197}Au) target serving both as neutron converter and neutron-capture target. We have then processed the resultant neutron areal density maps to compute the total yields of ^{198}Au and ^{199}Au isotopes. At variance with the encouraging conclusions reached in the recent literature [8, 9], we predict that at best 10^{-6} ^{199}Au isotopes can be produced per laser shot, and this even by resorting to overtly optimistic proton beam parameters.

We have then tested whether moderation of laser-driven neutron sources as recently demonstrated experimentally [32], would allow, by increasing drastically the neutron-capture cross-section, a detectable number of $(A + 2)$ isotopes to be produced. We estimate that this might be indeed possible provided a jump in technology is achieved, resulting in PW-class lasers operating at least at 100 Hz repetition rate. Much effort is being currently devoted to this goal worldwide, notably through diode-pumped amplification schemes [34–36, 38, 39], because it could unlock many applications of laser-induced particle or radiation sources.

ACKNOWLEDGMENTS

This work was supported by funding from the European Research Council (ERC) under the European Union’s Horizon 2020 research and innovation program (Grant Agreement No. 787539, project GENESIS), and by Grant ANR-17-CE30-0026-Pinnacle from Agence Nationale de la Recherche. We acknowledge GENCI-TGCC for granting us access to the supercomputer IRENE under Grants No. A0100507594 and A0110512993.

-
- [1] M. Roth, D. Jung, K. Falk, N. Guler, O. Deppert, M. Devlin, A. Favalli, J. Fernandez, D. Gautier, M. Geissel, *et al.*, “Bright laser-driven neutron source based on the relativistic transparency of solids,” *Phys. Rev. Lett.*, vol. 110, no. 4, p. 044802, 2013.
- [2] I. Pomerantz, E. Mccary, A. R. Meadows, A. Arefiev, A. C. Bernstein, C. Chester, J. Cortez, M. E. Donovan, G. Dyer, E. W. Gaul, *et al.*, “Ultrashort pulsed neutron source,” *Phys. Rev. Lett.*, vol. 113, no. 18, p. 184801, 2014.
- [3] M. Günther, O. Rosmej, P. Tavana, M. Gyrdymov, A. Skobliakov, A. Kantsyrev, S. Zähler, N. Borisenko, A. Pukhov, and N. Andreev, “Forward-looking insights in laser-generated ultra-intense γ -ray and neutron sources for nuclear application and science,” *Nat. Commun.*, vol. 13, no. 1, pp. 1–13, 2022.
- [4] G. S. Bauer, “Physics and technology of spallation neutron sources,” *Nucl. Instrum. Methods Phys. Res. A*, vol. 463, pp. 505–543, May 2001.
- [5] D. Filges and F. Goldenbaum, *Handbook of spallation research: theory, experiments and applications*. Wiley, 2009.
- [6] B. Martinez, S. Chen, S. Bolaños, N. Blanchot, G. Boutoux, W. Cayzac, C. Courtois, X. Davoine, A. Duval, V. Horny, *et al.*, “Numerical investigation of spallation neutrons generated from petawatt-scale laser-driven proton beams,” *Matter Radiat. Extremes*, vol. 7, no. 2, p. 024401, 2022.
- [7] M. Zimmer, S. Scheuren, A. Kleinschmidt, N. Mitura, A. Tebartz, G. Schaumann, T. Abel, T. Ebert, M. Hesse, S. Zähler, S. C. Vogel, O. Merle, R.-J. Ahlers, S. Duarte Pinto, M. Peschke, T. Kröll, V. Bagnoud, C. Rödel, and M. Roth, “Demonstration of non-destructive and isotope-sensitive material analysis using a short-pulsed laser-driven epi-thermal neutron source,” *Nat. Commun.*, vol. 13, p. 1173, Mar. 2022.
- [8] S. Chen, F. Negoita, K. Spohr, E. d’Humières, I. Pomerantz, and J. Fuchs, “Extreme brightness laser-based neutron pulses as a pathway for investigating nucleosynthesis in the laboratory,” *Matter and Radiation at Extremes*, vol. 4, no. 5, p. 054402, 2019.
- [9] P. Hill and Y. Wu, “Exploring laser-driven neutron sources for neutron capture cascades and the production of neutron-rich isotopes,” *Physical Review C*, vol. 103, no. 1, p. 014602, 2021.
- [10] F. Knapp Jr, S. Mirzadeh, A. Beets, and M. Du, “Production of therapeutic radioisotopes in the ORNL High Flux Isotope Reactor (HFIR) for applications in nuclear medicine, oncology and interventional cardiology,” *J. Radioanal. Nucl. Chem.*, vol. 263, pp. 503–509, 2005.
- [11] N. Lepareur, F. Lacœuille, C. Bouvry, F. Hindré, E. Garcion, M. Chérel, N. Noiret, E. Garin, and F. R. Knapp Jr, “Rhenium-188 labeled radiopharmaceuticals: current clinical applications in oncology and promising perspectives,” *Front. Med.*, vol. 6, p. 132, 2019.

- [12] E. M. Burbidge, G. R. Burbidge, W. A. Fowler, and F. Hoyle, “Synthesis of the elements in stars,” *Rev. Mod. Phys.*, vol. 29, no. 4, p. 547, 1957.
- [13] H.-T. Janka, K. Langanke, A. Marek, G. Martínez-Pinedo, and B. Müller, “Theory of core-collapse supernovae,” *Phys. Rep.*, vol. 442, no. 1-6, pp. 38–74, 2007.
- [14] D. Kasen, B. Metzger, J. Barnes, E. Quataert, and E. Ramirez-Ruiz, “Origin of the heavy elements in binary neutron-star mergers from a gravitational-wave event,” *Nature*, vol. 551, no. 7678, pp. 80–84, 2017.
- [15] H. Diamond, P. Fields, C. Stevens, M. Studier, S. Fried, M. Inghram, D. Hess, G. Pyle, J. Mech, W. Manning, *et al.*, “Heavy isotope abundances in Mike thermonuclear device,” *Phys. Rev.*, vol. 119, no. 6, p. 2000, 1960.
- [16] Y. S. Lutostansky and V. Lyashuk, “Production of transuranium nuclides in pulsed neutron fluxes from thermonuclear explosions,” *JETP Letters*, vol. 107, no. 2, pp. 79–85, 2018.
- [17] V. Zagrebaev, A. Karpov, I. Mishustin, and W. Greiner, “Production of heavy and superheavy neutron-rich nuclei in neutron capture processes,” *Physical Review C*, vol. 84, no. 4, p. 044617, 2011.
- [18] A. Kleinschmidt, V. Bagnoud, O. Deppert, A. Favalli, S. Frydrych, J. Hornung, D. Jahn, G. Schaumann, A. Tebartz, F. Wagner, *et al.*, “Intense, directed neutron beams from a laser-driven neutron source at PHELIX,” *Phys. Plasmas*, vol. 25, no. 5, p. 053101, 2018.
- [19] V. Horný, S. N. Chen, X. Davoine, V. Lelasseux, L. Gremillet, and J. Fuchs, “High-flux neutron generation by laser-accelerated ions from single-and double-layer targets,” *Sci. Rep.*, vol. 12, no. 1, p. 19767, 2022.
- [20] S. R. Mirfayzi, A. Alejo, H. Ahmed, D. Raspino, S. Ansell, L. A. Wilson, C. Armstrong, N. M. Butler, R. Clarke, A. Higginson, *et al.*, “Experimental demonstration of a compact epithermal neutron source based on a high power laser,” *Appl. Phys. Lett.*, vol. 111, no. 4, p. 044101, 2017.
- [21] A. Koning, D. Rochman, J.-C. Sublet, N. Dzysiuk, M. Fleming, and S. Van der Marck, “TENDL: complete nuclear data library for innovative nuclear science and technology,” *Nucl. Data Sheets*, vol. 155, pp. 1–55, 2019.
- [22] A. J. Koning, S. Hilaire, and M. C. Duijvestijn, “TALYS: Comprehensive Nuclear Reaction Modeling,” in *International Conference on Nuclear Data for Science and Technology* (R. C. Haight, M. B. Chadwick, T. Kawano, and P. Talou, eds.), vol. 769 of *American Institute of Physics Conference Series*, pp. 1154–1159, May 2005.
- [23] T. Cowan, A. Hunt, T. Phillips, S. Wilks, M. Perry, C. Brown, W. Fountain, S. Hatchett, J. Johnson, M. Key, *et al.*, “Photonuclear fission from high energy electrons from ultraintense laser-solid interactions,” *Phys. Rev. Lett.*, vol. 84, no. 5, p. 903, 2000.
- [24] E. Lefebvre, N. Cochet, S. Fritzler, V. Malka, M.-M. Aléonard, J.-F. Chemin, S. Darbon, L. Disdier, J. Faure, A. Fedotoff, *et al.*, “Electron and photon production from relativistic laser-plasma interactions,” *Nucl. Fusion*, vol. 43, no. 7, p. 629, 2003.
- [25] T. Böhlen, F. Cerutti, M. Chin, A. Fassò, A. Ferrari, P. G. Ortega, A. Mairani, P. R. Sala, G. Smirnov, and V. Vlachoudis, “The FLUKA code: developments and challenges for high energy and medical applications,” *Nucl. Data Sheets*, vol. 120, pp. 211–214, 2014.
- [26] V. Vlachoudis *et al.*, “FLAIR: a powerful but user friendly graphical interface for FLUKA,” in *Proc. Int. Conf. on Mathematics, Computational Methods & Reactor Physics (M&C 2009), Saratoga Springs, New York*, vol. 176, 2009.
- [27] Y. Wu, “Neutron production from thermonuclear reactions in laser-generated plasmas,” *Phys. Plasmas*, vol. 27, no. 2, p. 022708, 2020.

- [28] G. Ren, J. Yan, J. Liu, K. Lan, Y. Chen, W. Huo, Z. Fan, X. Zhang, J. Zheng, Z. Chen, *et al.*, “Neutron generation by laser-driven spherically convergent plasma fusion,” *Phys. Rev. Lett.*, vol. 118, no. 16, p. 165001, 2017.
- [29] A. Zylstra, A. Kritcher, O. Hurricane, D. Callahan, K. Baker, T. Braun, D. Casey, D. Clark, K. Clark, T. Döppner, *et al.*, “Record energetics for an inertial fusion implosion at NIF,” *Phys. Rev. Lett.*, vol. 126, no. 2, p. 025001, 2021.
- [30] W. M. Stacey, *Nuclear reactor physics*. John Wiley & Sons, 2018.
- [31] S. Mirfayzi, H. Ahmed, D. Doria, A. Alejo, S. Ansell, R. Clarke, B. Gonzalez-Izquierdo, P. Hadjisolomou, R. Heathcote, T. Hodge, *et al.*, “A miniature thermal neutron source using high power lasers,” *Appl. Phys. Lett.*, vol. 116, no. 17, p. 174102, 2020.
- [32] S. Mirfayzi, A. Yogo, Z. Lan, T. Ishimoto, A. Iwamoto, M. Nagata, M. Nakai, Y. Arikawa, Y. Abe, D. Golovin, *et al.*, “Proof-of-principle experiment for laser-driven cold neutron source,” *Sci. Rep.*, vol. 10, no. 1, pp. 1–8, 2020.
- [33] G. Battistoni, T. Boehlen, F. Cerutti, P. W. Chin, L. S. Esposito, A. Fassò, A. Ferrari, A. Lechner, A. Empl, A. Mairani, *et al.*, “Overview of the FLUKA code,” *Annals of Nuclear Energy*, vol. 82, pp. 10–18, 2015.
- [34] E. Sistrunk, T. Spinka, A. Bayramian, S. Betts, R. Bopp, S. Buck, K. Charron, J. Cupal, R. Deri, M. Drouin, A. Erlandson, E. S. Fulkerson, J. Horner, J. Horacek, J. Jarboe, K. Kasl, D. Kim, E. Koh, L. Koubikova, R. Lanning, W. Maranville, C. Marshall, D. Mason, J. Menapace, P. Miller, P. Mazurek, A. Naylon, J. Novak, D. Peceli, P. Rosso, K. Schaffers, D. Smith, J. Stanley, R. Steele, S. Telford, J. Thoma, D. VanBlarcom, J. Weiss, P. Wegner, B. Rus, and C. Haefner, “All diode-pumped, high-repetition-rate advanced petawatt laser system (hapls),” in *Conference on Lasers and Electro-Optics*, p. STh1L.2, Optica Publishing Group, 2017.
- [35] M. Hübner, I. Will, J. Körner, J. Reiter, M. Lenski, J. Tümmeler, J. Hein, B. Eppich, A. Ginolas, and P. Crump, “Novel high-power, high repetition rate laser diode pump modules suitable for high-energy class laser facilities,” *Instruments*, vol. 3, no. 3, p. 34, 2019.
- [36] C. N. Danson, C. Haefner, J. Bromage, T. Butcher, J.-C. F. Chanteloup, E. A. Chowdhury, A. Galvanauskas, L. A. Gizzi, J. Hein, D. I. Hillier, and *et al.*, “Petawatt and exawatt class lasers worldwide,” *High Power Laser Sci. Eng.*, vol. 7, p. e54, 2019.
- [37] N. Guler, P. Volegov, A. Favalli, F. E. Merrill, K. Falk, D. Jung, J. L. Tybo, C. H. Wilde, S. Croft, C. Danly, *et al.*, “Neutron imaging with the short-pulse laser driven neutron source at the Trident laser facility,” *J. Appl. Phys.*, vol. 120, no. 15, p. 154901, 2016.
- [38] N. Jourdain, U. Chaulagain, M. Havlík, D. Kramer, D. Kumar, I. Majerová, V. Tikhonchuk, G. Korn, and S. Weber, “The L4n laser beamline of the P3-installation: Towards high-repetition rate high-energy density physics at ELI-Beamlines,” *Matter Radiat. Extremes*, vol. 6, no. 1, p. 015401, 2021.
- [39] A. Iwamoto and R. Kodama, “Conceptual design of a subcritical research reactor for inertial fusion energy with the J-EPOCH facility,” *HEDP*, vol. 36, p. 100842, Aug. 2020.

Appendix: Calculation of the isotope abundances

The number of isotopes generated upon irradiating a thin target layer by a neutron beam containing N_n particles over an area S is given by [9]

$$\mathbf{N} = e^{\mathbf{B}}\mathbf{N}_0 = \left(\sum_{k=0}^{\infty} \frac{\mathbf{B}^k}{k!} \right) \mathbf{N}_0, \quad (\text{A.1})$$

where $\mathbf{N} = (N_0, N_1, N_2 \dots)^T$ and $\mathbf{N}_0 = (N_0^0, N_1^0, N_2^0 \dots)^T$ are the initial and final populations of the $(A+i)$ isotopes ($i = 0, 1, 2 \dots$). Furthermore, we have introduced

$$\mathbf{B} = \begin{bmatrix} -\eta_0 & 0 & 0 & \dots & 0 \\ \mu_0 & -\eta_1 & 0 & \dots & 0 \\ 0 & \mu_1 & -\eta_2 & \dots & 0 \\ \vdots & \vdots & \vdots & \ddots & \vdots \\ 0 & \dots & \dots & \mu_{l-1} & 0 \end{bmatrix}, \quad (\text{A.2})$$

$$\mu_i = \frac{N_n \sigma_{c,i}}{S}, \quad (\text{A.3})$$

$$\eta_i = \frac{N_n \sigma_{tr,i}}{S}, \quad (\text{A.4})$$

where $\sigma_{c,i}$ is the neutron-capture cross section of the $(A+i)$ isotope and $\sigma_{tr,i}$ its transmutation cross section, including all processes changing the neutron or proton number.

Considering only single and double neutron captures, we can rewrite Eq. (A.1) as

$$\mathbf{N} = \left(\mathbf{I} + \mathbf{B} + \frac{\mathbf{B}^2}{2} \right) \mathbf{N}_0 = \begin{bmatrix} 1 - \eta_0 + \frac{\eta_0^2}{2} & 0 & 0 \\ \mu_0 \left(1 - \frac{\eta_0}{2} - \frac{\eta_1}{2} \right) & 1 - \eta_1 + \frac{\eta_1^2}{2} & 0 \\ \frac{\mu_0 \mu_1}{2} & \mu_1 \left(1 - \frac{\eta_1}{2} \right) & 1 \end{bmatrix} \mathbf{N}_0. \quad (\text{A.5})$$

Given the initial conditions $\mathbf{N}_0 = (N_0^0, 0, 0)^T$, the final populations are

$$N_0 = \left(1 - \eta_0 + \frac{\eta_0^2}{2} \right) N_0^0 \approx N_0^0, \quad (\text{A.6})$$

$$N_1 = \mu_0 \left(1 - \frac{\eta_0}{2} - \frac{\eta_1}{2} \right) N_0^0 \approx \mu_0 N_0^0, \quad (\text{A.7})$$

$$N_2 = \frac{\mu_0 \mu_1}{2} N_0^0. \quad (\text{A.8})$$