

Importance is Important: Generalized Markov Chain Importance Sampling Methods

Guanxun Li¹, Aaron Smith² and Quan Zhou^{1,†}

¹ Department of Statistics, Texas A&M University

²Department of Mathematics and Statistics, University of Ottawa

Abstract

We show that for any multiple-try Metropolis algorithm, one can always accept the proposal and evaluate the importance weight that is needed to correct for the bias without extra computational cost. This results in a general, convenient, and rejection-free Markov chain Monte Carlo (MCMC) sampling scheme. By further leveraging the importance sampling perspective on Metropolis–Hastings algorithms, we propose an alternative MCMC sampler on discrete spaces that is also outside the Metropolis–Hastings framework, along with a general theory on its complexity. Numerical examples suggest that the proposed algorithms are consistently more efficient than the original Metropolis–Hastings versions.

Keywords: Importance sampling; Informed proposal; Metropolis–Hastings algorithm; Multiple-try Metropolis Algorithm; Rejection-free MCMC; Variable selection.

1 Introduction

1.1 Markov Chain Importance Sampling

Given a probability density function π and a proposal scheme on the same state space, a standard approach to approximating integrals with respect to π is to run a Metropolis–Hastings (M–H) algorithm, which proposes the next state using the given scheme and employs an acceptance–rejection step to ensure that the resulting Markov chain is reversible with respect to π . Most existing Markov chain Monte Carlo (MCMC) algorithms can be formulated under this M–H framework, possibly on augmented spaces. The primary purpose of this work is to introduce general and simple techniques for devising efficient MCMC algorithms beyond the M–H framework, which never get stuck at a single state indefinitely.

At a high level, the proposed algorithms generalize the standard importance sampling method. To approximate integrals with respect to π , we simulate a Markov chain $(x^{(i)})_{i=1}^T$ whose limiting distribution has density $\tilde{\pi}$, and for each $x^{(i)}$, we either compute or unbiasedly estimate $\pi(x^{(i)})/\tilde{\pi}(x^{(i)})$ up to a normalizing constant. Denote this estimated importance weight of $x^{(i)}$ by $w^{(i)}$. Then, given any integrable function f of interest, we can estimate $\pi(f) = \int f d\pi$ using the self-normalized importance sampling estimator

$$\hat{f}_T = \frac{\sum_{i=1}^T f(x^{(i)})w^{(i)}}{\sum_{i=1}^T w^{(i)}}. \quad (1)$$

[†]Corresponding author: quan@stat.tamu.edu

For all algorithms we propose in this work, $(x^{(i)}, w^{(i)})$ can be thought of as generated from the following process. Introduce an auxiliary variable v . Let $\pi(x, v), \tilde{\pi}(x, v)$ be two joint distributions that have $\pi(x), \tilde{\pi}(x)$ as the marginal, respectively. We simulate a bivariate Markov chain $(x^{(i)}, v^{(i)})$ with limiting distribution $\tilde{\pi}(x, v)$ and calculate $w^{(i)}$ by $w^{(i)} = w(x^{(i)}, v^{(i)})$, where

$$w(x, v) = C \frac{\pi(x, v)}{\tilde{\pi}(x, v)},$$

with C being a fixed but typically unknown constant. Hence, $w^{(i)}$ can be viewed as either the exact (un-normalized) importance weight for $(x^{(i)}, v^{(i)})$ or a randomized importance weight estimate for $x^{(i)}$; it is unbiased since $\int w(x, v) \tilde{\pi}(v | x) dv = C\pi(x)/\tilde{\pi}(x)$. Under certain regularity conditions on the Markov chain $(x^{(i)}, v^{(i)})$ and function f , the estimator \hat{f}_T converges in probability to $\pi(f)$ and satisfies a central limit theorem; see, e.g., Deligiannidis and Lee [2018, Prop. 5]. We call such a generalized Markov chain importance sampling scheme “importance tempering,” a term coined by Gramacy et al. [2010] and also used in Zanella and Roberts [2019].

The standard M–H algorithm fits within this framework as well: one can let $(x^{(i)})_{i=1}^T$ be the accepted moves and $(w^{(i)})_{i=1}^T$ be the sojourn times. So M–H algorithms essentially use acceptance-rejection to estimate the importance weight, an interpretation well known in the MCMC literature [Douc and Robert, 2011, Iliopoulos and Malefaki, 2013, Rosenthal et al., 2021]. All the algorithms proposed in this paper essentially replace this acceptance-rejection scheme with a more efficient importance weight estimator.

1.2 Paper Overview

The first algorithm we propose is a rejection-free modification of the multiple-try Metropolis (MTM) algorithm [Liu et al., 2000]; see Section 2. We show that if one simply accepts all proposals and leaves the other steps unchanged, the dynamics of the resulting algorithm can be described using the above framework, where the auxiliary variable $v^{(i)}$ is a random set of candidate proposals from which $x^{(i+1)}$ is selected. The surprising observation, which makes the proposed algorithm feasible, is that $w^{(i)}$ can be calculated at no additional cost. This new algorithm is as flexible as M–H schemes and offers the highly desirable feature of being rejection-free (i.e., $x^{(i+1)} \neq x^{(i)}$ almost surely). It generalizes the informed importance tempering (IIT) algorithm introduced in Zhou and Smith [2022], which was itself a generalization of an MCMC sampler for variable selection developed by Zanella and Roberts [2019] and the rejection-free Metropolis algorithm proposed by Rosenthal et al. [2021]. We demonstrate the efficiency of our algorithm through simulation studies on both simulated and real data sets.

Besides the multiple-try proposal, other MCMC techniques can also be easily integrated with the importance tempering technique. We illustrate this in Section 3 by considering a pseudo-marginal version of IIT, where $\pi(x)$ is replaced by an unbiased estimator of it. The auxiliary variable v in this case is the vector of the stationary probability estimates for x and its neighbors. We demonstrate the use of our pseudo-marginal algorithm via a numerical example that has been solved using approximate Bayesian computation [Lee and Łatuszyński, 2014].

In Section 4, we propose a generalization of M–H schemes on discrete spaces using a simple technique that effectively combines the advantages of IIT and M–H schemes. In most regions of the state space, this algorithm behaves just like the M–H algorithm, but it can escape local modes by exactly calculating their importance weights. Unlike the rejection-free multiple-try algorithm, this

algorithm has a simpler dynamics where both $w^{(i)}$ and $x^{(i+1)}$ only depend on $x^{(i)}$. Consequently, its behavior is easier to analyze, and we theoretically analyze its complexity in Section 5. A more general theory is developed in Section B of the Appendices.

Section 6 concludes the paper with further discussion on the comparison between the proposed algorithms and existing ones with similar motivations. Results and more details about simulation studies and all proofs are deferred to the Appendices.

1.3 User’s Guide

We describe two typical scenarios for applying the methods studied in this paper. First, if one wants to utilize informed proposals which require evaluating π of all or some neighboring states (e.g. when one has access to parallel computing), then one can use MT-IT (Algorithm 1) on general state spaces and IIT (Algorithm 2) or RN-IIT (Algorithm 3) on discrete spaces. MT-IT is a rejection-free alternative to MTM, and IIT is a rejection-free alternative to the informed M–H algorithm of Zanella [2020]. There is almost no downside to using our algorithms, since the rejection-free feature comes at no extra cost. When M–H schemes suffer from low acceptance rates, our samplers can probably offer substantial improvements. Indeed, making efficient use of informed proposals is the main motivation behind this work.

Second, if an existing MCMC sampler defined on a discrete space tends to remain stuck at a single state, then one can use MH-IIT (Algorithm 6) to resolve this issue. This is particularly useful when π has sharp local modes, in which case conventional MCMC algorithms, including Gibbs samplers, can stay a local mode for an arbitrarily long time.

For complex sampling tasks, the proposed algorithms can be integrated with other MCMC techniques. As an example, we provide pseudo-marginal IIT (Algorithm 4), which is useful when $\pi(x)$ can only be unbiasedly estimated up to a normalizing constant. Other techniques like simulated tempering and non-reversible sampling can also be used if necessary [Rosenthal et al., 2021, Power and Goldman, 2019], though they are not explored in this work.

2 Rejection-free MCMC via Multiple-try Importance Tempering

2.1 Algorithm

Let π be a probability density function defined on the space \mathcal{X} with respect to some dominating measure, which we assume can be evaluated up to a normalizing constant. For simplicity, we also refer to π as a distribution. We recall the multiple correlated-try proposal introduced by [Craiu and Lemieux, 2007], which generalizes the multiple-try proposal of Liu et al. [2000]. Fix an integer $m \geq 2$, and for each $x \in \mathcal{X}$, let $q(y_1, y_2, \dots, y_m | x)$ denote the density of a distribution on \mathcal{X}^m . Assume that $q(\cdot | x)$ is exchangeable, but the m coordinates may be correlated. Denote the marginal distribution of y_1 by $q(y_1 | x)$, and denote the conditional distribution of y_2, \dots, y_m given $y_1 = y$ by $q(y_2, \dots, y_m | x, y_1)$; due to the exchangeability, the marginal and conditional distributions of other coordinates are the same. We also assume that y_1, \dots, y_m generated from $q(\cdot | x)$ are distinct and different from x almost surely, and $q(x | y) > 0$ whenever $q(y | x) > 0$. In many applications, one can simply use an i.i.d. scheme, where $q(y_1, y_2, \dots, y_m | x)$ can be written as $\prod_{i=1}^m q(y_i | x)$. At state x , MTM samples m candidates y_1, \dots, y_m from $q(\cdot | x)$ and assigns to each y_i a proposal weight $\alpha(x, y_i) > 0$, which needs to satisfy

$$\pi(x)q(y | x)\alpha(x, y) = \pi(y)q(x | y)\alpha(y, x). \quad (2)$$

Let $\mathcal{S} = \{y_1, \dots, y_m\}$ denote the unordered set of m candidates. Given \mathcal{S} , MTM selects x' from \mathcal{S} with probability proportional to the proposal weight and performs an acceptance-rejection step to decide if the sampler should move to x' . Exactly calculating the proposal probability from x to x' is difficult, since that would require integrating over \mathcal{S} . To circumvent this difficulty, Liu et al. [2000] proposed a clever solution that involves generating another set $\mathcal{S}' = \{x, y'_2, \dots, y'_m\}$ with y'_2, \dots, y'_m sampled from the conditional proposal distribution at x' given that the first coordinate is x . Explicitly, we can assume $\mathcal{S} = \{x', y_2, \dots, y_m\}$ without loss of generality, and the density of proposing the pair (x', \mathcal{S}') given (x, \mathcal{S}) can be expressed by

$$p_{\text{mt}}((x, \mathcal{S}), (x', \mathcal{S}')) = \frac{\alpha(x, x')}{Z(x, \mathcal{S})} (m-1)! q(y'_2, \dots, y'_m | x', x), \quad (3)$$

$$\text{where } Z(x, \mathcal{S}) = \sum_{y \in \mathcal{S}} \alpha(x, y). \quad (4)$$

In (3), $\alpha(x, x')/Z(x, \mathcal{S})$ is the probability of selecting x' from \mathcal{S} , and $(m-1)! q(y'_2, \dots, y'_m | x', x)$ is the density of proposing the set \mathcal{S}' at x' conditioned on that $x \in \mathcal{S}'$. The acceptance probability is calculated by comparing $Z(x, \mathcal{S})$ and $Z(x', \mathcal{S}')$. For completeness, we recall MTM in Algorithm A.1 in the Appendices. MTM can be further generalized by viewing it as a hit-and-run scheme as described in Andersen and Diaconis [2007].

Now let \mathbf{P}_{mt} be the bivariate Markov chain with transition density p_{mt} given in (3). (If $x' \notin \mathcal{S}$ or $x \notin \mathcal{S}'$, then $p_{\text{mt}}((x, \mathcal{S}), (x', \mathcal{S}')) = 0$.) So \mathbf{P}_{mt} can be simulated by following the usual MTM procedure but always accepting the proposed pair (x', \mathcal{S}') . Using (2), we can find the expression for the stationary distribution of \mathbf{P}_{mt} up to a normalizing constant.

Lemma 1. *The transition kernel \mathbf{P}_{mt} is reversible with respect to the joint distribution*

$$\pi_{\text{mt}}(x, \mathcal{S}) \propto \pi(x) Z(x, \mathcal{S}) q(y_1, \dots, y_m | x).$$

where $\mathcal{S} = \{y_1, \dots, y_m\}$ and Z is defined in (4).

Proof. See Section C in the Appendices. □

Imagine that our target is the joint distribution $\pi(x, \mathcal{S}) = \pi(x) q(y_1, \dots, y_m | x)$, which clearly has $\pi(x)$ as the marginal. By Lemma 1, if we generate samples from \mathbf{P}_{mt} , the importance weight of (x, \mathcal{S}) is given by $\pi(x, \mathcal{S})/\pi_{\text{mt}}(x, \mathcal{S}) \propto 1/Z(x, \mathcal{S})$. Hence, according to the discussion in Section 1.1, by simulating \mathbf{P}_{mt} and calculating $1/Z(x, \mathcal{S})$, we get a rejection-free MCMC sampler, which we call multiple-try importance tempering (MT-IT) and summarize in Algorithm 1. Compared to MTM, there is no extra computational cost, so the rejection-free feature is obtained free. In the simplest case with $m = 2$, its cost per iteration is twice that of a vanilla M-H algorithm that uses $q(y | x)$ as the proposal.

There are many choices of α that satisfy (2). We assume henceforth that

$$\alpha(x, y) = h \left(\frac{\pi(y) q(x | y)}{\pi(x) q(y | x)} \right), \quad (5)$$

for some $h: (0, \infty) \rightarrow (0, \infty)$ such that $h(r) = r h(r^{-1})$ for any $r > 0$. We say h is a balancing function, and α is a locally balanced weighting scheme [Zanella, 2020]. Chang et al. [2022] and Gagnon et al. [2022] showed that this class of weighting functions tends to yield much faster convergence of MTM than other options such as $\alpha(x, y) = \pi(y) q(x | y)$, which has been widely used in earlier implementations of MTM [Yang and Liu, 2021]. Examples of balancing functions include $h(r) = 1 + r$, $h(r) = 1 \wedge r$, $h(r) = 1 \vee r$.

Algorithm 1 Multiple-try importance tempering (MT-IT).

Input: Proposal q , weighting function α , neighborhood size $m \geq 2$, number of iterations $T \geq 1$, initial state $(x^{(0)}, \mathcal{S}^{(0)})$.

for $i = 0, \dots, T$ **do**

 Calculate $\alpha(x^{(i)}, y)$ for every $y \in \mathcal{S}^{(i)}$.

 Calculate $Z(x^{(i)}, \mathcal{S}^{(i)}) = \sum_{y \in \mathcal{S}^{(i)}} \alpha(x^{(i)}, y)$.

 Draw $x' \in \mathcal{S}^{(i)}$ with probability $\alpha(x^{(i)}, x')/Z(x^{(i)}, \mathcal{S}^{(i)})$.

 Draw (y'_2, \dots, y'_m) from the conditional distribution $q(\cdot \mid x', y_1 = x^{(i)})$.

 Set $w^{(i)} \leftarrow 1/Z(x^{(i)}, \mathcal{S}^{(i)})$, $x^{(i+1)} \leftarrow x'$, $\mathcal{S}^{(i+1)} \leftarrow \{x^{(i)}, y'_2, \dots, y'_m\}$.

end for

Output: Samples $x^{(1)}, \dots, x^{(T)}$, un-normalized importance weights $w^{(1)}, \dots, w^{(T)}$.

2.2 Numerical Example for Multivariate Normal Distributions

We first study a multivariate normal example investigated in Section 3 of Gagnon et al. [2022]. The target distribution π is chosen to be the standard p -variate normal distribution, $N(0, \mathbf{I}_p)$, with $p = 50$. The proposal distribution $q(\cdot \mid x)$ is given by $N(x, \sigma^2 \mathbf{I}_p)$, and MCMC samplers are initialized at $x^{(0)} = (10, \dots, 10)$. Let α be a locally balanced weighting function as given in (5). We consider two balancing functions, the square-root weighting $h(r) = \sqrt{r}$ and Barker's weighting $h(r) = r/(1+r)$ [Barker, 1965, Livingstone and Zanella, 2022], both recommended by Gagnon et al. [2022]. For each choice of h , we implement three methods, Algorithm 1 with fixed σ , MTM with fixed σ , and an adaptive version of MTM implemented in Gagnon et al. [2022] where σ is dynamically tuned. For all three methods, we fix the number of tries (i.e., parameter m in Algorithm 1) equal to 50, and for the two non-adaptive methods, we fix $\sigma = \sqrt{2.7/p^{0.75}}$, the initial value used in the adaptive method of Gagnon et al. [2022]. We run all samplers until 5×10^5 evaluations of π have been made, and use the last 50% of the samples to estimate $M_{2,p} = \int \|x\|_2^2 \pi(dx)$, of which the true value is equal to p ; see Figure 1. Additional simulation results are provided in Section D.1 of Appendices. It was reported in Gagnon et al. [2022] that locally balanced MTM schemes have superior performance to other MTM schemes. But our simulation suggests that MT-IT performs even better in that it moves to high-density regions faster and yields more accurate estimates.

2.3 Application of MT-IT to Record Linkage

We consider the application of the MT-IT algorithm to a bipartite record linkage problem studied in Zanella [2020]. The data is available in the R package `italy`. The goal is to generate samples from the joint posterior distribution $\pi(\mathbf{M}, p_{\text{match}}, \lambda)$ considered in Zanella [2020], where $p_{\text{match}}, \lambda$ are two continuous hyperparameters and \mathbf{M} is a discrete parameter of interest. Specifically, $\mathbf{M} = (M_1, \dots, M_{n_1})$ takes values in $\{0, 1, \dots, n_2\}^{n_1}$, where n_1, n_2 denote the sample sizes of two data sets. If $M_i = j > 0$, it means the i -th record in the first data set is matched with the j -th record in the second. A standard approach is to use the Metropolis-within-Gibbs sampler that alternates between direct sampling from $\pi(p_{\text{match}}, \lambda \mid \mathbf{M})$ and an M-H scheme targeting $\pi(\mathbf{M} \mid p_{\text{match}}, \lambda)$. We devise an MT-IT scheme using a mixture proposal distribution: given current state $(\mathbf{M}, p_{\text{match}}, \lambda)$, with probability δ we propose a new value for $(p_{\text{match}}, \lambda)$ from its conditional distribution given \mathbf{M} ,

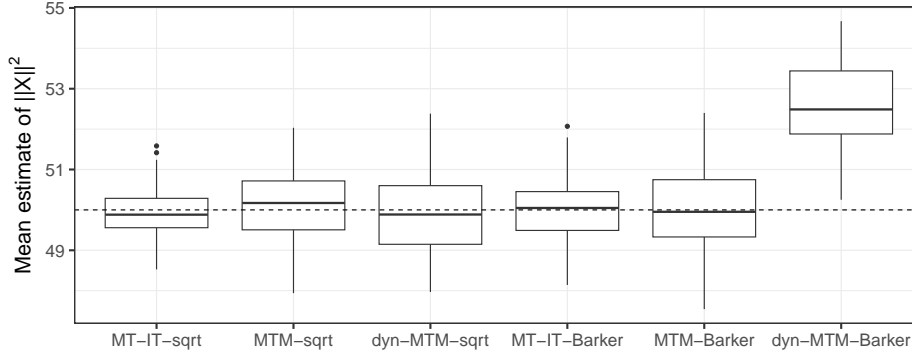


Figure 1: Box plot of the estimate of $M_{2,p}$ over 100 runs using half of the samples.

and with probability $1 - \delta$ we propose a new value for \mathbf{M} by uniformly sampling its neighborhood. More details of the samplers and numerical results are given in Section D.2 of Appendices. We find that, regardless of the sample size, MT-IT always moves to high-posterior regions more quickly than M-H schemes.

2.4 MT-IT on Discrete Spaces

Algorithms such as MTM and MT-IT are especially useful on discrete spaces, since gradient-based samplers (e.g. Metropolis-adjusted Langevin algorithm) are not applicable, and typically one needs to evaluate the stationary probabilities of states in the current neighborhood to figure out in which direction π is likely to increase. Below we describe two special cases of Algorithm 1 on discrete spaces. We use \mathcal{N}_x to denote the set of neighboring states around x . Assume that $y \in \mathcal{N}_x$ whenever $x \in \mathcal{N}_y$, and $x \notin \mathcal{N}_x$, $|\mathcal{N}_x| \geq 2$ for each x .

Example 1. Assume that $|\mathcal{N}_x| = N$ for all x , and for each x , let $q(y_1, \dots, y_m | x)$ simply be a random permutation of states in \mathcal{N}_x . Then, $q(y | x) = q(x | y) = 1/N$ for every $y \in \mathcal{N}_x$, and $Z(x, \mathcal{S})$ only depends on x . In this case, MT-IT is reduced to the IIT algorithm described in Zhou and Smith [2022], which we recall in Algorithm 2. The un-normalized importance weight for state x is $1/Z(x)$ where $Z(x) = \sum_{y \in \mathcal{N}_x} \alpha(x, y)$. It is straightforward to show that Algorithm 2 is still correct if we drop the assumption that $|\mathcal{N}_x|$ is a constant.

To our knowledge, the first IIT algorithm was the tempered Gibbs sampler proposed by Zanella and Roberts [2019], which can be seen as the application of IIT to Bayesian variable selection with $\alpha(x, y) = 1 + \pi(y)/\pi(x)$. Rosenthal et al. [2021] proposed the rejection-free Metropolis algorithm, which can be seen as IIT with $\alpha(x, y) = \min\{1, \pi(y)/\pi(x)\}$ (see also Remark 5). Similar ideas can be traced back to kinetic Monte Carlo algorithms [Bortz et al., 1975, Dall and Sibani, 2001], which are also known as “ n -fold way” and “waiting time method.” These methods simulate a continuous-time Markov chain whose stationary distribution coincides with π , and they can be recast as variants of IIT where the importance weight for x is generated as an exponential random variable with mean $1/Z(x)$. More efficient, non-reversible versions have been proposed in Hamze and Freitas [2007] and Power and Goldman [2019].

Algorithm 2 Informed importance tempering (IIT).

Input: Balancing function h , number of iterations $T \geq 1$, initial state $x^{(0)} \in \mathcal{X}$.

for $i = 0, \dots, T$ **do**

 Calculate $\alpha(x^{(i)}, y) = h(\pi(y)/\pi(x^{(i)}))$ for every $y \in \mathcal{N}(x^{(i)})$.

 Calculate $Z(x^{(i)}) = \sum_{y \in \mathcal{N}(x^{(i)})} \alpha(x^{(i)}, y)$.

 Draw $x' \in \mathcal{N}(x^{(i)})$ with probability $\alpha(x^{(i)}, x')/Z(x^{(i)})$.

 Set $w^{(i)} \leftarrow 1/Z(x^{(i)})$, $x^{(i+1)} \leftarrow x'$.

end for

Output: Samples $x^{(1)}, \dots, x^{(T)}$, un-normalized importance weights $w^{(1)}, \dots, w^{(T)}$.

Example 2. Let $m \leq \min_x |\mathcal{N}_x|$. For each x , let $q(y_1, \dots, y_m | x)$ be the distribution of a simple random sample of size m drawn from \mathcal{N}_x without replacement. Hence, $q(y | x) = m/|\mathcal{N}_x|$ for every $y \in \mathcal{N}_x$, and $q(y_2, \dots, y_m | x, y)$ is the distribution of a simple random sample of size $m - 1$ drawn from $\mathcal{N}_x \setminus \{y\}$ without replacement. For a locally balanced weighting scheme, we can express the weight by

$$\alpha(x, y) = h \left(\frac{\pi(y)|\mathcal{N}_x|}{\pi(x)|\mathcal{N}_y|} \right).$$

We refer to MT-IIT in this case as the random neighborhood informed importance tempering (RN-IIT) sampler, which we summarize in Algorithm 3 below.

RN-IIT has the advantage of not requiring evaluation of π over the entire neighborhood \mathcal{N}_x , which can be time consuming if \mathcal{N}_x is large. In Section 4.3, we consider a variable selection problem where the posterior distribution π is highly multimodal, and RN-IIT achieves the best performance among all methods we have tried.

Algorithm 3 Random neighborhood informed importance tempering (RN-IIT)

Input: Balancing function h , neighborhood size $m \geq 2$, number of iterations $T \geq 1$, initial state $(x^{(0)}, \mathcal{S}^{(0)})$.

for $i = 0, \dots, T$ **do**

 Calculate $\alpha(x^{(i)}, y) = h \left(\frac{\pi(y)|\mathcal{N}(x^{(i)})|}{\pi(x^{(i)})|\mathcal{N}_y|} \right)$ for every $y \in \mathcal{S}^{(i)}$.

 Calculate $Z(x^{(i)}, \mathcal{S}^{(i)}) = \sum_{y \in \mathcal{S}^{(i)}} \alpha(x^{(i)}, y)$.

 Draw $x' \in \mathcal{S}^{(i)}$ with probability $\alpha(x^{(i)}, x')/Z(x^{(i)}, \mathcal{S}^{(i)})$.

 Draw a simple random sample (y'_2, \dots, y'_m) without replacement from $\mathcal{N}_{x'} \setminus \{x\}$.

 Set $w^{(i)} \leftarrow 1/Z(x^{(i)}, \mathcal{S}^{(i)})$, $x^{(i+1)} \leftarrow x'$, $\mathcal{S}^{(i+1)} \leftarrow \{x^{(i)}, y'_2, \dots, y'_m\}$.

end for

Output: Samples $x^{(1)}, \dots, x^{(T)}$, un-normalized importance weights $w^{(1)}, \dots, w^{(T)}$.

Remark 1. RN-IIT is significantly different from Gibbs sampling, though both algorithms generate the next state x' by drawing it from a set \mathcal{S} around the current state x . For RN-IIT, \mathcal{S} is a random subset of \mathcal{N}_x (and recall $x \notin \mathcal{N}_x$). For Gibbs sampling, we require $\mathcal{X} = \prod_k \mathcal{X}_k$ is a product space and have $\mathcal{S} = \{x\} \cup \mathcal{N}_k(x)$ for some k , where $\mathcal{N}_k(x)$ is the collection of all states that differ from

x only at the k -th coordinate. The key distinction is that a Gibbs sampler can still get stuck at a single state (e.g., the global mode of π), while RN-IIT always leaves the current state and assigns a large importance weight to a local mode. An algorithm similar to RN-IIT, but with $\mathcal{S} = \mathcal{N}_k(x)$, has been cleverly crafted in Chen et al. [2023]. It is more complicated than RN-IIT due to the difficulty in ensuring the detailed balance condition.

Remark 2. In this work we do not address the optimal selection of the parameter m for MT-IT and RN-IIT. This is a very difficult problem of great interest from both theoretical and practical perspectives. Similar questions have been investigated for pseudo-marginal MCMC methods [Bornn et al., 2017, Sherlock et al., 2017], and the theoretical tools developed in those works may be useful for understanding the effect of m on the efficiency of MT-IT and RN-IIT.

3 Pseudo-marginal Informed Importance Tempering

3.1 Algorithm

Algorithms 1 and 2 can be further extended by utilizing other MCMC techniques. For example, for doubly intractable target distributions, we can integrate importance tempering with pseudo-marginal methods [Andrieu and Roberts, 2009]. Here, “doubly intractable” means that the evaluation of π up to a normalizing constant involves another intractable integral [Murray et al., 2006]. In this section, we consider a pseudo-marginal extension of IIT on discrete spaces, which has also been numerically studied in Rosenthal et al. [2021]. The pseudo-marginal version of MT-IT on general state spaces can be devised similarly.

We follow Andrieu and Vihola [2015] to assume that, for each x , we have an unbiased estimator $\hat{\pi}(x)$, and we can express it by $\hat{\pi}(x) = U_x \pi(x)$, where $U_x > 0$ is unknown with distribution $g(\cdot | x)$ such that $\int u g(u | x) du = 1$. Then we calculate the proposal weight of each x as in Algorithm 2, but with $\pi(x)$ replaced by $\hat{\pi}(x)$. That is, we pick a balancing function h and set

$$\hat{\alpha}(x, y) = h \left(\frac{\hat{\pi}(y)}{\hat{\pi}(x)} \right).$$

The resulting pseudo-marginal version of IIT is described in Algorithm 4. Note that when we move from x to x' , both $\hat{\pi}(x)$ and $\hat{\pi}(x')$ are saved and will be re-used in the next iteration. This step is crucial for the correctness of the algorithm. All other estimates, $\hat{\pi}(y)$ for $y \in \mathcal{N}_x \setminus \{x'\}$, can be thrown out as the algorithm runs—they are always resampled before being used next time.

To show that Algorithm 4 is correct, we again use the Markov chain importance sampling framework described in Section 1.1. The auxiliary variable is $(\hat{\pi}(x), \hat{\pi}(y_1), \dots, \hat{\pi}(y_N))$, where $N = |\mathcal{N}_x|$ and $\{y_1, \dots, y_N\} = \mathcal{N}_x$. Since we assume $\hat{\pi}(x) = U_x \pi(x)$, equivalently, we can denote this auxiliary variable by (u_x, u_1, \dots, u_N) . Consider the transition from $(x, u_x, u_1, \dots, u_N)$ to $(x', u_{x'}, u'_1, \dots, u'_{N'})$, where $N' = |\mathcal{N}_{x'}|$, and denote the neighbors of x' by $\{y'_1, \dots, y'_{N'}\} = \mathcal{N}_{x'}$. Since the labeling of the states in \mathcal{N}_x and $\mathcal{N}_{x'}$ is irrelevant, we can assume $x' = y_1, x = y'_1, u_x = u'_1, u_1 = u_{x'}$ without loss of generality. Then,

$$p_{\text{pm}}((x, u_x, u_1, \dots, u_N), (x', u_{x'}, u'_1, \dots, u'_{N'})) = \frac{\hat{\alpha}(x, y_1; u_x, u_1)}{Z(x, u_x, u_1, \dots, u_N)} \prod_{i=2}^{N'} g(u'_i | y'_i), \quad (6)$$

where the notation $\hat{\alpha}(x, y_1; u_x, u_1)$ indicates that $\hat{\alpha}$ is evaluated by using the estimates $\hat{\pi}(x) = u_x \pi(x)$ and $\hat{\pi}(y_1) = u_1 \pi(y_1)$, and

$$Z(x, u_x, u_1, \dots, u_N) = \sum_{i=1}^N \hat{\alpha}(x, y_i; u_x, u_i).$$

Lemma 2. *The transition kernel defined by (6) is reversible with respect to the distribution*

$$\pi_{\text{pm}}(x, u_x, u_1, \dots, u_N) \propto u_x \pi(x) g(u_x | x) Z(x, u_x, u_1, \dots, u_N) \prod_{i=1}^N g(u_i | y_i),$$

where $\{y_1, \dots, y_N\} = \mathcal{N}_x$.

Proof. See Section C in the Appendices. □

By Lemma (2), $1/Z(x, u_x, u_1, \dots, u_N)$ is the un-normalized importance weight for target joint distribution $\pi(x, u_x, u_1, \dots, u_N) = u_x \pi(x) g(u_x | x) \prod_{i=1}^N g(u_i | y_i)$, which has $\pi(x)$ as the marginal. This establishes the correctness of Algorithm 4.

Algorithm 4 Pseudo-marginal informed importance tempering (P-IIT).

Input: Balancing function h , unbiased estimator $\hat{\pi}$, number of iterations $T \geq 1$, initial state $x^{(0)} \in \mathcal{X}$, $x^{(1)} \in \mathcal{N}(x^{(0)})$.

Generate $\hat{\pi}(x^{(0)})$ and $\hat{\pi}(x^{(1)})$.

for $i = 0, \dots, T$ **do**

Calculate $\hat{\alpha}(x^{(i)}, x^{(i-1)}) = h(\hat{\pi}(x^{(i-1)})/\hat{\pi}(x^{(i)}))$.

for $y \in \mathcal{N}(x^{(i)}) \setminus \{x^{(i-1)}\}$ **do**

Generate $\hat{\pi}(y)$ and calculate $\hat{\alpha}(x^{(i)}, y) = h(\hat{\pi}(y)/\hat{\pi}(x^{(i)}))$.

end for

Calculate $\hat{Z}(x^{(i)}) = \sum_{y \in \mathcal{N}(x^{(i)})} \hat{\alpha}(x^{(i)}, y)$.

Draw $x' \in \mathcal{N}(x^{(i)})$ with probability $\hat{\alpha}(x^{(i)}, x')/\hat{Z}(x^{(i)})$.

Set $w^{(i)} \leftarrow 1/\hat{Z}(x^{(i)})$, $x^{(i+1)} \leftarrow x'$.

Save $\hat{\pi}(x^{(i)})$, $\hat{\pi}(x^{(i+1)})$.

end for

Output: Samples $x^{(1)}, \dots, x^{(T)}$, un-normalized importance weights $w^{(1)}, \dots, w^{(T)}$.

3.2 An Example in Approximate Bayesian Computation

In approximate Bayesian computation, the target distribution π is an approximation to the true posterior distribution and is constructed by repeatedly simulating the data and comparing it to the observed data [Marin et al., 2012]. In general, π is doubly intractable and pseudo-marginal M-H schemes are often invoked to evaluate integrals with respect to π . A known issue of this approach is that, especially in the tails of π , the sampler can get stuck at some x when we happen to generate some $\hat{\pi}(x) \gg \pi(x)$. In Section E of the Appendices, we study a toy example presented in Section 4.2

of Lee and Łatuszyński [2014], where π is a geometric distribution with success probability $1 - ab$ for some $a, b \in (0, 1)$. For each $x \in \{1, 2, \dots\}$, $\hat{\pi}(x)$ is generated by $\hat{\pi}(x) = \tilde{U}_x(1 - a)a^{x-1}$, where \tilde{U}_x is the mean of K Bernoulli random variables with success probability b^x . Our simulation study shows that Algorithm 4 outperforms the pseudo-marginal M–H algorithm by a very wide margin, when both samplers are initialized at very large values.

4 Fast Importance Estimation on Discrete Spaces

4.1 Algorithm

In this section, we introduce another MCMC sampler which generalizes IIT (i.e., Algorithm 2). To motivate it, we first make an observation that connects IIT to M–H algorithms. Assume that $\alpha(x, y) = h(\pi(y)/\pi(x))$ takes values in $[0, 1]$. The un-normalized importance weight of each x in IIT is given by $1/Z(x)$, where $Z(x) = \sum_{y \in \mathcal{N}_x} \alpha(x, y)$. In IIT, we always exactly calculate this weight. Alternatively, we can apply the acceptance-rejection method where y is repeatedly sampled from \mathcal{N}_x uniformly and accepted with probability $\alpha(x, y)$. Denote by $\tau_{\text{ar}}(x)$ the number of acceptance-rejection iterations needed until a proposal is accepted. It is clear that $\tau_{\text{ar}}(x)$ is a geometric random variable with success probability $Z(x)/|\mathcal{N}_x|$, and that the accepted proposal has the same distribution as the next state x' generated in Algorithm 2. Such an acceptance-rejection scheme is essentially the standard M–H algorithm, which only differs from IIT in that the weight $1/Z(x)$ is unbiasedly estimated by $\tau_{\text{ar}}(x)/|\mathcal{N}_x|$.

Remark 3. In the original work of Hastings [1970], the acceptance probability function α is only required to take values in $[0, 1]$ and satisfy (2). The choice $\alpha(x, y) = \min\{1, \pi(y)/\pi(x)\}$ (assuming $q(x, y) = q(y, x)$ for any $x \neq y$) became prevalent because it was shown to be optimal for M–H schemes [Peskun, 1973], a result known as Peskun’s ordering. By (5), this corresponds to using balancing function $h(r) = 1 \wedge r$. However, for IIT, this choice is often too conservative in the sense that all neighboring states y with $\pi(y) \geq \pi(x)$ are treated equally. The optimal choice for IIT is very difficult to characterize. Zhou and Smith [2022] recommends using balancing function $h(r) = \sqrt{r}$, which is more aggressive than $h(r) = 1 \wedge r$ but offers much more robust performance than other aggressive choices such as $h(r) = 1 + r$.

We now have two methods for estimating the importance weight $1/Z(x)$ at x : the exact calculation used by IIT and the acceptance-rejection method used by M–H schemes. The former always requires $|\mathcal{N}_x|$ evaluations of π , while the latter, on average, requires $|\mathcal{N}_x|/Z(x)$ evaluations. Consequently, when $Z(x) < 1$, the exact method has a smaller computational cost. For most states on \mathcal{X} , we should have $Z(x) > 1$, but a local mode \tilde{x} may have $Z(\tilde{x}) \ll 1$, which can trap the M–H algorithm for a long time. This motivates us to propose a new estimator by combining the two methods. In each iteration of the acceptance-rejection method, with probability ρ (which may depend on x), we terminate the iteration and exactly calculate $|\mathcal{N}_x|/Z(x)$, which is the expected number of additional acceptance-rejection iterations needed to leave x (due to the memoryless property of τ_{ar}). This scheme is described in Algorithm 5, and the resulting importance tempering sampler is given in Algorithm 6, which we call MH-IIT. In the next subsection, we present simulation studies which show that using a small positive value of ρ often works well, and MH-IIT, as an interpolation of M–H and IIT schemes, can significantly outperform both M–H and IIT in some scenarios.

To show that Algorithm 6 is an importance tempering scheme targeting π , it suffices to verify that the samples of Algorithm 6 form a Markov chain with stationary distribution $\tilde{\pi}$ such that

Algorithm 5 Importance Weight Estimation

Input: Balancing function $h \in [0, 1]$, IIT update frequency ρ , current state x .

Set $y \leftarrow x$ and $w \leftarrow 0$.

while $y = x$ **do**

 Draw $U \sim \text{Unif}(0, 1)$.

if $U \leq \rho$ **then**

 Calculate $\alpha(x, y) \leftarrow h\left(\frac{\pi(y)}{\pi(x)}\right)$ for every $y \in \mathcal{N}_x$.

 Calculate $Z(x) \leftarrow \sum_{y \in \mathcal{N}_x} \alpha(x, y)$.

 Set $w \leftarrow w + \frac{|\mathcal{N}_x|}{Z(x)}$.

 Draw y with probability $\frac{\alpha(x, y)}{Z(x)}$.

else

 Set $w \leftarrow w + 1$.

 Draw y uniformly from \mathcal{N}_x and calculate $\alpha(x, y) \leftarrow h\left(\frac{\pi(y)}{\pi(x)}\right)$.

 Set $y \leftarrow x$ with probability $1 - \alpha(x, y)$.

end if

end while

Set $w \leftarrow \frac{w}{|\mathcal{N}_x|}$.

Output: Importance weight estimate w for state x , and next state y .

Algorithm 6 Metropolis–Hastings–boosted informed importance tempering (MH-IIT).

Input: Balancing function $h \in [0, 1]$, function $\rho: \mathcal{X} \rightarrow [0, 1]$, number of iterations $T \geq 1$, initial state $x^{(0)} \in \mathcal{X}$.

for $i = 0, \dots, T$ **do**

 Set $(w^{(i)}, x^{(i+1)}) \leftarrow \text{Algorithm 5}(h, \rho(x), x^{(i)})$.

end for

Output: Samples $x^{(1)}, \dots, x^{(T)}$, un-normalized importance weights $w^{(1)}, \dots, w^{(T)}$.

$\pi(x)/\tilde{\pi}(x)$ is unbiasedly estimated up to a normalizing constant by Algorithm 5. These are proved in Lemma 3 and Lemma 4 below respectively. For later use, in Lemma 4 we also derive the expected computational cost of Algorithm 5 in terms of the number of evaluations of π .

Lemma 3. *The samples $x^{(1)}, \dots, x^{(T)}$ generated from Algorithm 6 form a Markov chain with stationary distribution $\tilde{\pi}(x) \propto \pi(x)Z(x)$, where $Z(x) = \sum_{y \in \mathcal{N}_x} h(\pi(y)/\pi(x))$.*

Proof. See Section C in the Appendices. □

Lemma 4. *Let $W = W(x)$ denote the importance weight estimate generated by Algorithm 5 with input (h, ρ, x) . Let $Z = Z(x)$ and $N = |\mathcal{N}_x|$. Then, $\mathbb{E}[W] = 1/Z$, and*

$$\text{Var}(W) = \frac{(1 - Z/N)(1 - \rho)}{Z^2 + \rho Z(N - Z)}.$$

Let $K = K(x)$ denote the number of evaluations of π involved in Algorithm 5, assuming that the “if” part requires N evaluations and the “else” part requires one. Then,

$$\mathbb{E}[K] = \frac{\rho(N - 1) + 1}{\rho(1 - Z/N) + Z/N}.$$

Proof. See Section C in the Appendices. □

Remark 4. $\text{Var}(W)$ is monotone decreasing with ρ . When $\rho = 0$ (e.g., in an M–H scheme), $\text{Var}(NW) = N(N - Z)/Z^2$, which is the variance of a geometric random variable with mean N/Z . When $\rho = 1$, $\text{Var}(W) = 0$ since the importance weight is calculated exactly.

Remark 5. The importance sampling perspective on M–H algorithms has been well studied in the literature. The exact calculation of importance weights on discrete spaces was proposed by Rosenthal et al. [2021], and as they noted, this can be implemented very efficiently when parallel computing is available. IIT is a simple extension of their algorithm that allows for tuning of the balancing function h . Other methods for reducing the importance weight estimator have also been proposed [Casella and Robert, 1996, Sahu and Zhigljavsky, 2003, Atchadé and Perron, 2005, Jacob et al., 2011, Douc and Robert, 2011, Iliopoulos and Malefaki, 2013]. But these works consider general state spaces where exact calculation of importance weights is not an option, and their methods either have limited application (e.g. can only be used for independence M–H algorithms) or are computationally very expensive. Moreover, all these works seem to have only considered the special case $h(r) = \min\{1, r\}$ (i.e., the acceptance probability function used in the standard M–H schemes).

4.2 Simulation Studies on Three Toy Models

In Section F.1 of the Appendices, we present simulation studies for three toy examples on $\mathcal{X} = \{0, 1\}^p$. We assume π takes the following forms:

$$\begin{aligned} \pi_{\text{uni}}(x) &\propto \exp(-\theta \|x - x^*\|_1), \\ \pi_{\text{dep}}(x) &\propto \exp[-\theta \{(\|x\|_1 - 1)\mathbb{1}_{\{x_1=1\}} + (2p - \|x\|_1)\mathbb{1}_{\{x_1=0\}}\}], \\ \pi_{\text{bi}}(x) &\propto \exp(-\theta \|x - x_{(1)}^*\|_1) + \exp(-\theta \|x - x_{(2)}^*\|_1), \end{aligned}$$

where $\|\cdot\|_1$ denotes the ℓ^1 -norm, $\theta > 0$ is a tuning parameter, and $x^*, x_{(1)}^*, x_{(2)}^* \in \mathcal{X}$ denote fixed locations of the modes. These choices of π correspond to three typical scenarios in variable selection: a unimodal posterior with independent coordinates, a unimodal posterior with dependent coordinates, and a bimodal posterior. The key advantage of these choices is that the normalizing constant can be computed in closed form, allowing us to numerically evaluate the total variation distance between the target distribution and the importance-weighted empirical distribution of MCMC samples. The efficiency of each sampler is measured by the number of evaluations of π needed to approximately reach stationarity; see Section F.1 Appendices for precise definitions. We summarize our main findings below.

1. In all three settings, when θ is small, the target distribution is flat and the standard M–H algorithm works well. When θ is large, IIT, RN-IIT and MH-IIT show significant advantages over M–H and other competing algorithms, but the best performer depends on the setting.
2. For π_{uni} with large θ , MH-IIT with $\rho(x) = 0.025$ and balancing function $h(r) = 1 \wedge r$ is overwhelmingly more efficient than all other algorithms including M–H and IIT.
3. For π_{dep} , another MH-IIT scheme with a more aggressive balancing function performs much better than the MH-IIT scheme with $h(r) = 1 \wedge r$. This shows that the optimal choice of h for MH-IIT schemes depends on the problem, which is consistent with our discussion on Peskun’s ordering in Remark 3. A more detailed analysis on the convergence rate of MH-IIT schemes for π_{dep} will be given in Section 5.2.
4. The performance of RN-IIT is least sensitive to the choice of θ and the setting. Further, it is always more efficient than the locally balanced MTM algorithm [Chang et al., 2022], which has a very similar dynamics but does not use importance weighting.

4.3 Simulation Study on Variable Selection with Dependent Designs

Our last simulation study considers a more realistic setting for Bayesian variable selection, which has often been studied in the literature [Yang et al., 2016, Zhou et al., 2022b, Chang et al., 2022]. First, we generate the design matrix $\mathbf{L} \in \mathbb{R}^{n \times p}$ with $n = 1,000$ and $p = 5,000$ by sampling each row independently from the multivariate normal distribution $N(0, \mathbf{\Sigma})$, where $\Sigma_{ij} = e^{-|i-j|}$. The response vector is generated by $\mathbf{Y} = \mathbf{L}\boldsymbol{\beta} + \mathbf{e}$, where $\mathbf{e} \sim N(0, \mathbf{I})$, $\beta_j = 0$ if $j > 20$, and for $j = 1, \dots, 20$, β_j is drawn independently from $2\sqrt{(\log p)/n} \text{Unif}((2, 3) \cup (-3, -2))$. This is called the intermediate SNR (signal-to-noise ratio) case in Yang et al. [2016]. The parameter of interest is $\boldsymbol{\gamma} \in \{0, 1\}^p$, indicating which predictor variables are selected (i.e., have nonzero regression coefficients), and we calculate its posterior distribution π in the same way as in [Yang et al., 2016, Zhou et al., 2022b]. It has been shown in those works that π tends to be highly multimodal in the intermediate SNR case, making the MCMC sampling challenging.

We consider nine MCMC samplers, details of which are given in Section F.2 of the Appendices. Each sampler is initialized at the same starting point, $\boldsymbol{\gamma}^{(0)}$, with 10 randomly selected covariates, and run each sampler until 2.5×10^6 evaluations of α have been made. Denote by $\hat{\boldsymbol{\gamma}}$ the model with the highest posterior probability among all models visited by any of the samplers, and record the number of evaluations of α taken by each sampler to find $\hat{\boldsymbol{\gamma}}$. We repeat this simulation 100 times, and show the results in Figure 2. The advantage of IIT methods over the others is quite significant, and RN-IIT has the best performance.

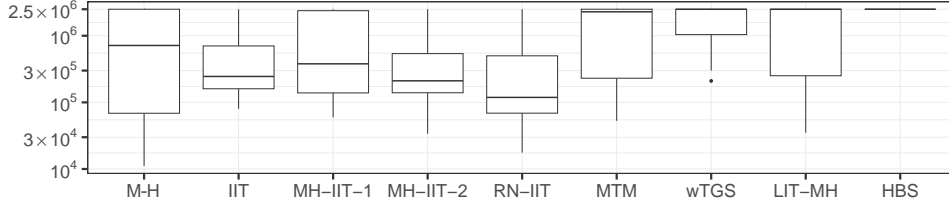


Figure 2: Box plot for the number of evaluations of α (truncated at 2.5×10^6) needed to find $\hat{\gamma}$ in the variable selection simulation with $p = 5,000$ and $n = 1,000$. Each box represents 100 replicates.

5 Complexity Analysis of Algorithm 6

5.1 Theoretical Results

The complexity of importance tempering methods consists of two parts: the convergence rate of the importance sampling estimator \hat{f}_T given by (1), and the computational cost for obtaining each $(x^{(i)}, w^{(i)})$. A general theory on this complexity analysis is provided in Section B of the Appendices, and in this section we focus on its application to Algorithm 6, MH-IIT.

The samples $(x^{(1)}, \dots, x^{(T)})$ generated from MH-IIT form a Markov chain, and we denote its transition matrix by \tilde{P} . Note that \tilde{P} depends on the choice of α but not ρ . We can express \tilde{P} and its stationary distribution $\tilde{\pi}$ by

$$\tilde{P}(x, y) = \frac{\alpha(x, y)}{Z(x)} \mathbb{1}_{\mathcal{N}_x}(y), \quad \tilde{\pi}(x) = \frac{\pi(x)Z(x)}{\pi(Z)}, \quad (7)$$

where we recall $\alpha(x, y) = h(\pi(y)/\pi(x))$ for some balancing function $h \in [0, 1]$, $Z(x) = \sum_{y \in \mathcal{N}_x} \alpha(x, y)$, and $\pi(f) = \sum_{x \in \mathcal{X}} \pi(x)f(x)$.

Let $K(x)$ be as given in Lemma 4. We propose to measure the complexity of MH-IIT using $\kappa_\rho \sigma_\rho^2(f)$, where $\kappa_\rho = \sum_{x \in \mathcal{X}} \tilde{\pi}(x) \mathbb{E}[K(x)]$ is the expected cost of each iteration of Algorithm 6, and $\sigma_\rho^2(f)$ denotes the asymptotic variance of $\sqrt{T} \hat{f}_T$ as $T \rightarrow \infty$. When $\rho \equiv 0$, this is just the asymptotic variance of the time-average estimator produced from a vanilla M-H algorithm; see Section B in the Appendices. When $\rho \equiv c \in [0, 1]$, we simply write κ_c, σ_c^2 in place of $\kappa_\rho, \sigma_\rho^2$. Using (7) and Lemma 4, it is easy to verify that

$$\kappa_0 = \sum_{x \in \mathcal{X}} \frac{\tilde{\pi}(x)}{Z(x)/|\mathcal{N}_x|} \leq \frac{N_{\max}}{\pi(Z)}, \quad \kappa_1 = \sum_{x \in \mathcal{X}} \tilde{\pi}(x) |\mathcal{N}_x| \leq N_{\max},$$

where $N_{\max} = \max_x |\mathcal{N}_x|$ is the maximum neighborhood size. We propose to use $\rho(x) = a/|\mathcal{N}_x|$ for some fixed a . By Corollary 1, this guarantees that the computational cost of Algorithm 6 is comparable to the lower costs of IIT and M-H schemes.

Corollary 1. *For $\rho(x) = a/|\mathcal{N}_x|$ with $a \in (0, \min_x |\mathcal{N}_x|]$, we have*

$$\kappa_\rho \leq \min \{a^{-1}(a+1)\kappa_1, (a+1)\kappa_0\}.$$

Proof. See Section C in the Appendices. □

Our last theorem characterizes $\sigma_\rho^2(f)$, where $\text{Gap}(\cdot)$ denotes the spectral gap of a transition matrix or a transition rate matrix.

Theorem 1. Fix a balancing function h , and suppose that $\text{Gap}(\tilde{\mathbf{P}}) < 1$. For $f: \mathcal{X} \rightarrow \mathbb{R}$ with $\pi(f) = 0$, define $\gamma(f) = \pi(Z)\pi(f^2/Z)$. For any $\rho: \mathcal{X} \rightarrow [0, 1]$, we have

- (i) $\sigma_1^2(f) \leq \sigma_\rho^2(f) \leq \sigma_0^2(f) \leq \sigma_1^2(f) + \gamma(f)$;
- (ii) there exists f^* with $\pi(f^*) = 0$ such that $\sigma_1^2(f^*) \leq \sigma_\rho^2(f^*) \leq 2\sigma_1^2(f^*)$;
- (iii) $\sigma_\rho^2(f) \leq 2\pi(f^2)/\text{Gap}(\tilde{\mathbf{P}}^{\text{ct}})$ where the transition rate matrix $\tilde{\mathbf{P}}^{\text{ct}}$ is defined by

$$\tilde{\mathbf{P}}^{\text{ct}}(x, y) = \frac{\tilde{\mathbf{P}}(x, y)Z(x)}{\pi(Z)}, \quad \text{if } x \neq y,$$

$$\text{and } \tilde{\mathbf{P}}^{\text{ct}}(x, x) = -\sum_{x' \neq x} \tilde{\mathbf{P}}^{\text{ct}}(x, x').$$

Proof. See Section C in the Appendices. □

Remark 6. By parts (i) and (ii), roughly speaking, the choice of ρ does not have a significant impact on the asymptotic variance (at least for some function f). Hence, by part (iii), we can estimate the complexity of MH-IIT using

$$\text{Comp}(\rho) = \frac{\kappa_\rho}{\text{Gap}(\tilde{\mathbf{P}}^{\text{ct}})}. \quad (8)$$

The use of a continuous-time Markov chain for studying importance sampling estimators was employed in Zanella and Roberts [2019] for analyzing their variable selection sampler and in Zhou and Smith [2022] for analyzing IIT.

5.2 A Numerical Example

We revisit the toy example π_{dep} discussed in Section 4.2. Consider

$$h_c(r) = (1 \wedge re^{-c}) \vee (r \wedge e^{-c}), \quad c \geq 0. \quad (9)$$

It is straightforward to check that h_c is a balancing function and takes values in $[0, 1]$. When $c = 0$, we get $h_c(r) = 1 \wedge r$. As $c \rightarrow \infty$, we get $e^c h_c(r) = 1 \vee r$. Hence, a larger c implies more aggressive behavior of the weighting scheme $\alpha(x, y) = h(\pi(y)/\pi(x))$.

We fix $p = 5$ and numerically calculate the complexity estimate defined in (8) for MH-IIT schemes using h_c . To indicate the dependence on the choice of c , we write $\text{Comp}(c, \rho)$ instead of $\text{Comp}(\rho)$ and $\text{Gap}(\tilde{\mathbf{P}}_c^{\text{ct}})$ instead of $\text{Gap}(\tilde{\mathbf{P}}^{\text{ct}})$. For simplicity, we only consider three choices of ρ : $\rho \equiv 0$, $\rho \equiv 1$, and $\rho \equiv 0.5$. In Table 1, we report the optimal values of $\text{Comp}(c, \rho)$ and $\text{Gap}(\tilde{\mathbf{P}}_c^{\text{ct}})$ for each choice of ρ . Optimal choices of c are given in parentheses, and the minimum complexity in each column is highlighted in bold. When $\rho \equiv 0$ (i.e., the standard M–H algorithm), the optimal choice of c is always $c = 0$, in which case h_c is reduced to $h_c(r) = 1 \wedge r$; this is expected according to Peskun’s ordering. When $\rho \equiv 1$, the expected computational cost per iteration is a constant independent of α , and thus the optimal choice of c is the one that maximizes the spectral gap. From Table 1, we see that when $\theta = 1$, the smallest complexity is achieved by $\rho \equiv 0$, which is not surprising since π is flat. As θ gets larger, the complexity of MH-IIT and IIT becomes significantly smaller than that of M–H.

Table 1: Optimal complexity estimates for MH-IIT with balancing function h_c

	$\theta = 1$	$\theta = 2$	$\theta = 3$
$\max_{c \geq 0} \text{Gap}(\mathbf{P}_c^{\text{ct}})$	0.62 ($c = 2.43$)	1.19 ($c = 3.53$)	2.77 ($c = 4.58$)
$\min_{c \geq 0} \text{Comp}(c, \rho)$ with $\rho \equiv 0$	5.19 ($c = 0$)	5.03 ($c = 0$)	5.0 ($c = 0$)
$\min_{c \geq 0} \text{Comp}(c, \rho)$ with $\rho \equiv 1$	8.07 ($c = 2.43$)	4.20 ($c = 3.53$)	1.81 ($c = 4.58$)
$\min_{c \geq 0} \text{Comp}(c, \rho)$ with $\rho \equiv 0.5$	7.82 ($c = 1.46$)	4.18 ($c = 2.15$)	1.90 ($c = 3.05$)

6 Discussion

The primary motivation of the proposed methodology is to make efficient use of “informed proposals”, which has gained increasing popularity recently [Zanella, 2020, Grathwohl et al., 2021]. Unlike a random-walk-type proposal used in vanilla M–H schemes, an informed proposal as defined in Zanella [2020] assigns a proposal weight to each neighboring state that depends on the stationary probability, and it was shown in Zanella [2020] that M–H algorithms with locally balanced weighting schemes have desirable theoretical properties. In a broad sense, MTM can be viewed as an informed M–H scheme as well where a random subset of neighbors is generated in each iteration. For problems such as variable selection, Zhou et al. [2022b] showed that, surprisingly, locally balanced proposals could lead to exceedingly low acceptance rates that are even worse than uninformed M–H algorithms. This work advocates for the adoption of importance tempering as a straightforward and effective solution to this issue. Our simulation studies clearly demonstrate its advantage over the conventional M–H implementation.

The use of informed proposals is also the key distinction between the proposed methods and existing importance sampling-based MCMC algorithms. We explicitly specify the proposal weighting scheme α or balancing function h rather than the stationary distribution of the sampling chain, and the resulting importance weight of Algorithm 1, $1/Z(x, \mathcal{S})$, is “locally informed” in the sense that it contains information of π in the neighborhood of x . In contrast, for existing Markov chain importance sampling methods, the stationary distribution of the sampler, which we denote by $\tilde{\pi}$, is often set to $\tilde{\pi}(x) \propto \pi(x)^a$ for some $a > 0$ [Jennison, 1993, Gramacy et al., 2010] or some pre-specified approximation to π . For example, in Bayesian statistical applications, $\tilde{\pi}$ can be constructed by using an approximate marginal likelihood function or a different prior distribution [Tan et al., 2015, Vihola et al., 2020]. Other approaches to utilizing importance sampling in MCMC algorithms include the algorithm of Schuster and Klebanov [2020] and Rudolf and Sprungk [2020], which still runs an M–H chain but makes use of rejected samples via importance sampling, and the dynamic weighting method [Liu et al., 2001, Liang, 2002], which uses importance weights to increase acceptance probabilities in M–H algorithms on the fly.

The pseudo-marginal example presented in Section 3 illustrates that IIT can often be combined with other MCMC techniques. Such extensions have also been studied in Rosenthal et al. [2021], where they devised rejection-free versions of pseudo-marginal and parallel tempering M–H algorithms. Another interesting algorithm closely related to ours is the “partial neighbor search” of Chen et al. [2023], which considers a fixed partition of \mathcal{N}_x and calculates the importance weight on only one subset of \mathcal{N}_x . This algorithm is conceptually similar to our MT-IT and RN-IIT algorithms and can be very useful when \mathcal{X} naturally admits such a partition. On the other hand, our algorithms are easier to implement and applicable to any space.

Finally, we discuss some limitations of this work. In Section 5, we apply the theory devel-

oped in Section B of Appendices to study MH-IIT. Essentially the same arguments can be used to understand the complexity of other importance tempering schemes where the distribution of the importance weight estimate only depends on the current state x . For MT-IT, we have a bivariate Markov chain $(x^{(i)}, \mathcal{S}^{(i)})_{i \geq 1}$, where the importance weight $1/Z(x^{(i)}, \mathcal{S}^{(i)})$ is not conditionally independent of $x^{(i-1)}$ given $x^{(i)}$. Theoretical analysis of such schemes is much more complicated, and it may be beneficial to utilize techniques developed in Franks and Vihola [2020], Andral et al. [2022]. Another important question not investigated in this work is how to choose the parameter m for MT-IT and RN-IIT schemes, which has been discussed in Remark 2.

In all of our numerical examples, we assume parallel computing is not available and force each algorithm considered to have the same computational cost, and thus informed MCMC schemes, including the proposed samplers and informed M–H algorithms, are run for much fewer iterations than uninformed M–H. This is a conservative choice, showing informed schemes in the worst possible light. Though, remarkably, our samplers remain superior to other competing methods under these conditions, a simulation study incorporating parallel implementation for informed schemes would be more relevant to modern computational practices and offer even stronger evidence for the advantages of the proposed algorithms.

Acknowledgement

AS was supported in part by NSERC Discovery Grant (NSERC-DG) program. QZ was supported in part by NSF grants DMS-2311307 and DMS-2245591. QZ would like to thank Professor Jeffrey Rosenthal for directing us to related references and Professors Faming Liang, Florian Maire, Giacomo Zanella, Huiyan Sang, Persi Diaconis, among many others, for the helpful conversations.

Appendices

A Multiple-try Metropolis Algorithm

In Algorithm A.1, we recall the multiple-try Metropolis (MTM) algorithm. Note that α must satisfy $\pi(x)q(y | x)\alpha(x, y) = \pi(y)q(x | y)\alpha(y, x)$.

Algorithm A.1 Multiple-try Metropolis (MTM).

Input: Proposal q , weighting function α , neighborhood size $m \geq 2$, number of iterations $T \geq 1$, initial state $x^{(0)} \in \mathcal{X}$.

for $i = 0, \dots, T$ **do**

 Draw $\mathcal{S}^{(i)} = (y_1, \dots, y_m)$ from $q(\cdot | x^{(i)})$.

 Calculate $\alpha(x^{(i)}, y)$ for every $y \in \mathcal{S}^{(i)}$.

 Calculate $Z(x^{(i)}, \mathcal{S}^{(i)}) = \sum_{y \in \mathcal{S}^{(i)}} \alpha(x^{(i)}, y)$.

 Draw $x' \in \mathcal{S}^{(i)}$ with probability $\alpha(x^{(i)}, x')/Z(x^{(i)}, \mathcal{S}^{(i)})$.

 Draw (y'_2, \dots, y'_m) from the conditional distribution $q(\cdot | x', x^{(i)})$.

 Set $\mathcal{S}' \leftarrow \{x^{(i)}, y'_2, \dots, y'_m\}$.

 Calculate $\alpha(x', y')$ for every $y' \in \mathcal{S}'$.

 Calculate $Z(x', \mathcal{S}') = \sum_{y' \in \mathcal{S}'} \alpha(x', y')$.

 Calculate the acceptance probability $a = \min\{1, Z(x, \mathcal{S})/Z(x', \mathcal{S}')\}$.

 With probability a , set $x^{(i+1)} \leftarrow x'$; with probability $1 - a$, set $x^{(i+1)} \leftarrow x$.

end for

Output: Samples $x^{(1)}, \dots, x^{(T)}$.

B Complexity Analysis of Importance Tempering Methods

B.1 Measuring Complexity of Importance Tempering Schemes

For our theoretical analysis, we consider the following setting where the importance weight estimate only depends on the current state. Let \mathcal{X} be discrete and target distribution $\pi > 0$. Let $((X_i, W_i))_{i \in \mathbb{N}}$ be a bivariate Markov chain with state space $\mathcal{X} \times [0, \infty)$ and transition kernel

$$P_{\text{IT}}((x, w), (x', dw')) = \tilde{P}(x, x')R(x', dw'), \quad (\text{B.1})$$

where \tilde{P}, R are transition kernels that satisfy the following conditions.

Assumption B.1. \tilde{P} is irreducible and reversible w.r.t. a probability distribution $\tilde{\pi} > 0$, and there exists a constant $c > 0$ such that

$$\int_0^\infty w R(x, dw) = \frac{c \pi(x)}{\tilde{\pi}(x)}, \quad \forall x \in \mathcal{X}.$$

Given a function f , denote its expectation with respect to π by $\pi(f) = \sum_x \pi(x)f(x)$, and define the importance sampling estimator for $\pi(f)$ by

$$\hat{f}_T(\tilde{P}, R) = \frac{\sum_{i=1}^T f(X_i)W_i}{\sum_{i=1}^T W_i},$$

where T denotes the number of samples. Denote the collection of “centered” functions by

$$L_0^2(\mathcal{X}, \pi) = \{f: f \text{ is a mapping from } \mathcal{X} \text{ to } \mathbb{R}, \pi(f) = 0, \pi(f^2) < \infty\}.$$

For $f \in L_0^2(\mathcal{X}, \pi)$, by a routine argument that applies the central limit theorem for the bivariate Markov chain $((X_i, W_i))_{i \in \mathbb{N}}$ and Slutsky’s theorem (see, e.g. Proposition 5 in Deligiannidis and Lee [2018]), we find that $\sqrt{T}\hat{f}_T \xrightarrow{\text{Law}} N(0, \sigma^2(f; \tilde{P}, R))$, where $\sigma^2(f; \tilde{P}, R)$ is called the asymptotic variance of the estimator \hat{f}_T . Asymptotic variances are commonly used in the MCMC literature to measure the efficiency of samplers.

To derive a practically useful complexity metric for importance tempering schemes, we need to take into account the computational cost for simulating the kernel P_{IT} , which can vary widely across different algorithms. Since $X_{i+1} \sim \tilde{P}(X_i, \cdot)$ and $W_i \sim R(X_i, \cdot)$, we may assume that the computational cost for generating (X_{i+1}, W_i) only depends on the value of X_i . Hence, we denote by $\kappa(x; \tilde{P}, R)$ the cost of simulating a pair (X, W) where $X \sim \tilde{P}(x, \cdot)$ and $W \sim R(x, \cdot)$. Our formalism allows κ to be any function of x , but in practice we will typically choose this to be the expected number of times that the posterior is evaluated (up to a normalizing constant) during each step of the algorithm. Let

$$\kappa(\tilde{P}, R) = \sum_{x \in \mathcal{X}} \tilde{\pi}(x)\kappa(x; \tilde{P}, R)$$

denote the cost averaged over $\tilde{\pi}$. We use $\sigma^2(f; \tilde{P}, R)\kappa(\tilde{P}, R)$ to measure the complexity of the importance tempering scheme P_{IT} , which we think of as the effective computational cost of each independent sample from π .

Example B.1 (Relationship to Theory for Uninformed M–H). Let \mathcal{X} satisfy Assumption 1 and the proposal at x be a uniform distribution on \mathcal{N}_x . Consider the vanilla M–H algorithm with transition matrix given by

$$P_{\text{mh}}(x, y) = \mathbb{1}_{\{y \neq x\}} \frac{\alpha(x, y)}{N} + \mathbb{1}_{\{y=x\}} \left(1 - \sum_{x' \neq x} \frac{\alpha(x, x')}{N} \right),$$

where $\mathbb{1}$ is the indicator function. Let (Y_1, Y_2, \dots) denote a trajectory of the M–H sampler. Then $T^{-1/2} \sum_{i=1}^T f(Y_i)$ converges in distribution to $N(0, \sigma_{\text{mh}}^2(f))$, where $\sigma_{\text{mh}}^2(f)$ denotes the corresponding asymptotic variance. If we rewrite it as an importance tempering scheme (i.e., X_i is the i -th accepted state and W_i is the number of iterations the M–H sampler stays at X_i), then the pair (\tilde{P}, R) is given by

$$\tilde{P}_{\text{mh}}(x, y) = \mathbb{1}_{\{y \neq x\}} \frac{\alpha(x, y)}{Z(x)}, \quad R_{\text{mh}}(x, \cdot) = \text{Geom}(Z(x)/N),$$

where $Z(x) = \sum_{x' \neq x} \alpha(x, x')$. Since each uninformed MH iteration requires one evaluation of π for the proposed state, we have $\kappa(x; \tilde{P}_{\text{mh}}, R_{\text{mh}}) = N/Z(x)$, the expected number of iterations needed to leave x . Recall that the stationary distribution of \tilde{P}_{mh} is given by $\tilde{\pi}(x) = \pi(x)Z(x)/\pi(Z)$, and it follows that $\kappa(\tilde{P}_{\text{mh}}, R_{\text{mh}}) = N/\pi(Z)$. By definition, $\sigma^2(\tilde{P}_{\text{mh}}, R_{\text{mh}})$ is the asymptotic variance of

$$\sqrt{N} \frac{\sum_{i=1}^N f(X_i) W_i}{\sum_{i=1}^N W_i} = \frac{\sum_{i=1}^{T_N} f(Y_i)}{\sqrt{T_n}} \frac{1}{\sqrt{(\sum_{i=1}^N W_i)/N}},$$

where $T_k = \sum_{i=1}^k W_i$ denotes the number of iterations the MH sampler spend on the first k accepted states. An application of Slutsky's theorem and Law of Large Numbers yields that $\sigma^2(\tilde{P}_{\text{mh}}, R_{\text{mh}}) \kappa(\tilde{P}_{\text{mh}}, R_{\text{mh}}) = \sigma_{\text{mh}}^2(f)$, which shows that our definition of the complexity metric is consistent with the existing theory on MCMC methods.

B.2 Bounding the Asymptotic Variance

Fix an irreducible and reversible transition matrix \tilde{P} with stationary distribution $\tilde{\pi}$. Let $\mathcal{R}(\tilde{P}, \pi)$ denote the collection of all possible choices of $R: \mathcal{X} \times \mathcal{B}([0, \infty)) \rightarrow [0, 1]$ such that Assumption B.1 is satisfied, where \mathcal{B} denotes the Borel σ -algebra. For each $R \in \mathcal{R}(\tilde{P}, \pi)$, let $m_R(x) = \int w R(x, dw)$. By Assumption B.1, we find that

$$m_R(x) = \tilde{\pi}(m_R) \frac{\pi(x)}{\tilde{\pi}(x)};$$

that is, the constant c in Assumption B.1 is given by $c = \tilde{\pi}(m_R)$. Let

$$v_R(x) = \frac{1}{\tilde{\pi}(m_R)^2} \int (w - m_R(x))^2 R(x, dw) \tag{B.2}$$

denote the variance of the normalized importance weight estimator at x . For $f \in L_0^2(\mathcal{X}, \pi)$, the asymptotic variance $\sigma^2(f; \tilde{P}, R)$ can be expressed by

$$\sigma^2(f; \tilde{P}, R) = \lim_{T \rightarrow \infty} \frac{1}{T \tilde{\pi}(m_R)^2} \text{Var} \left(\sum_{i=1}^T f(X_i) W_i \right). \tag{B.3}$$

By Douc et al. [2018, Corollary 21.1.6] and the fact that P_{IT} is Harris recurrent and reversible with respect to $\tilde{\pi}(x)R(x, dw)$ under Assumption B.1, (B.3) holds regardless of the distribution of (X_0, W_0) . So henceforth whenever we use (B.3), we assume (X_0, W_0) is drawn from the stationary distribution, $X_0 \sim \tilde{\pi}$ and $W_0 \sim R(X_0, \cdot)$. We first prove a comparison result.

Theorem B.1. For $R_1, R_2 \in \mathcal{R}(\tilde{P}, \pi)$ and $f \in L_0^2(\mathcal{X}, \pi)$,

$$\sigma^2(f; \tilde{P}, R_1) - \sigma^2(f; \tilde{P}, R_2) = \tilde{\pi}(f^2(v_{R_1} - v_{R_2})),$$

where v_{R_j} is given by (B.2).

Proof. See Section B.3. □

Remark B.1. By Theorem B.1, if we have an upper bound on $\sigma^2(f; \tilde{P}, R)$, we can use it to bound $\sigma^2(f; \tilde{P}, R')$ for any other $R' \in \mathcal{R}(\tilde{P}, \pi)$. Further, for any $f \in L_0^2(\mathcal{X}, \pi)$, $\min_{R \in \mathcal{R}(\tilde{P}, \pi)} \sigma^2(f; \tilde{P}, R)$ is achieved when for every $x \in \mathcal{X}$, $R(x, \cdot)$ is a Dirac measure; in other words, exact calculation of importance weights minimizes the asymptotic variance.

Recall the definition of spectral gap.

Definition B.1. Given a reversible transition kernel or transition matrix P with state space \mathcal{Y} and stationary distribution μ , let P_0 denote its restriction to the space

$$L_0^2(\mathcal{Y}, \mu) = \{f: f \text{ is a mapping from } \mathcal{Y} \text{ to } \mathbb{R}, \mu(f) = 0, \mu(f^2) < \infty\},$$

Let $\text{Spec}(P_0)$ denote the spectrum of P_0 and

$$\text{Gap}(P) := 1 - \sup\{\lambda: \lambda \in \text{Spec}(P_0)\}$$

denote the spectral gap of P .

Note that, when P is a transition matrix, $\text{Gap}(P) = 1 - \lambda_2(P)$, where $\lambda_2(P)$ is the second largest eigenvalue of P .

Definition B.2. For a transition rate matrix P^{ct} (“ct” denotes continuous-time) with eigenvalues $0 = \lambda_1(P^{\text{ct}}) \geq \lambda_2(P^{\text{ct}}) \geq \dots$, we define $\text{Gap}(P^{\text{ct}}) = -\lambda_2(P^{\text{ct}})$.

We prove a technical lemma which shows that the spectral gap of the kernel P_{IT} defined in (B.1) coincides with $\text{Gap}(\tilde{P})$ whenever $\text{Gap}(\tilde{P}) < 1$.

Lemma B.1. Suppose Assumption B.1 holds for (\tilde{P}, R) , and define P_{IT} as in (B.1). If $\text{Gap}(\tilde{P}) \geq 1$, then $\text{Gap}(P_{IT}) \geq 1$; if $\text{Gap}(\tilde{P}) < 1$, then $\text{Gap}(P_{IT}) = \text{Gap}(\tilde{P})$.

Proof. See Section B.3. □

Lemma B.1 enables us to obtain an upper bound on $\sigma^2(f)$ using $\text{Gap}(\tilde{P})$. Note that for most real problems of interest, the challenge is to find a nonzero lower bound on $\text{Gap}(\tilde{P})$ (which in turn yields an upper bound on the asymptotic variance), so we will not consider the case $\text{Gap}(\tilde{P}) \geq 1$.

Proposition B.1. Suppose $\text{Gap}(\tilde{\mathbb{P}}) < 1$. For any $f \in L_0^2(\mathcal{X}, \pi)$ and $\mathbb{R} \in \mathcal{R}(\tilde{\mathbb{P}}, \pi)$,

$$\sigma^2(f; \tilde{\mathbb{P}}, \mathbb{R}) \leq \frac{2(\gamma(f) + \tilde{\pi}(f^2 v_{\mathbb{R}}))}{\text{Gap}(\tilde{\mathbb{P}})},$$

where $\gamma(f) = \pi(f^2 \pi / \tilde{\pi})$. Further, there exists some $f^* \in L_0^2(\mathcal{X}, \pi)$ such that $\sigma^2(f^*; \tilde{\mathbb{P}}, \mathbb{R}) \geq \gamma(f^*) / \text{Gap}(\tilde{\mathbb{P}})$.

Proof. See Section B.3. □

An alternative way to bound the asymptotic variance is to use Theorem B.1 and fix a “reference” choice of \mathbb{R} . A convenient choice is \mathbb{R}_{exp} , which is defined by:

$\mathbb{R}_{\text{exp}}(x, \cdot)$ is the exponential distribution with mean $c\pi(x)/\tilde{\pi}(x)$, where $c > 0$ is a constant.

The constant c in the above definition can be chosen arbitrarily. For \mathbb{R}_{exp} , we have the following asymptotic variance, which is derived by converting \mathbb{P}_{IT} into a continuous-time Markov chain.

Proposition B.2. Let $\mathbb{R}_{\text{exp}} \in \mathcal{R}(\tilde{\mathbb{P}}, \pi)$ be as given above. For $f \in L_0^2(\mathcal{X}, \pi)$,

$$\sigma^2(f; \tilde{\mathbb{P}}, \mathbb{R}_{\text{exp}}) \leq \frac{2\pi(f^2)}{\text{Gap}(\mathbb{P}^{\text{ct}})},$$

where the transition rate matrix \mathbb{P}^{ct} is defined by

$$\mathbb{P}^{\text{ct}}(x, y) = \begin{cases} \tilde{\mathbb{P}}(x, y)\tilde{\pi}(x)/\pi(x), & \text{if } x \neq y, \\ -\sum_{x' \neq x} \mathbb{P}^{\text{ct}}(x, x'), & \text{if } x = y. \end{cases}$$

Proof. See Section B.3. □

Remark B.2. By Theorem B.1, for any $\mathbb{R} \in \mathcal{R}(\tilde{\mathbb{P}}, \pi)$ such that $v_{\mathbb{R}}(x) \leq \pi(x)^2/\tilde{\pi}(x)^2$ for every $x \in \mathcal{X}$, $\sigma^2(f; \tilde{\mathbb{P}}, \mathbb{R}) \leq \sigma^2(f; \tilde{\mathbb{P}}, \mathbb{R}_{\text{exp}})$, so the bound in Proposition B.2 can be applied as well.

B.3 Proofs

Proof of Theorem B.1. Let $(X_i)_{i \in \mathbb{N}}$ be a Markov chain with transition matrix $\tilde{\mathbb{P}}$ and $X_0 \sim \tilde{\pi}$. Let $W_i^{(j)} \sim \mathbb{R}_j(X_i, \cdot)$ and $\tilde{W}_i^{(j)} = W_i^{(j)}/\tilde{\pi}(m_{\mathbb{R}_j})$. Note that for $j = 1, 2$, $\mathbb{E}[\tilde{W}_0^{(j)} | X_0] = \pi(X_0)/\tilde{\pi}(X_0)$. By conditioning on X_0 , we get

$$\mathbb{E}[f(X_0)\tilde{W}_0^{(j)}] = \mathbb{E}[\mathbb{E}[f(X_0)\tilde{W}_0^{(j)} | X_0]] = \pi(f) = 0, \tag{B.4}$$

$$\mathbb{E}[(f(X_0)\tilde{W}_0^{(j)})^2] = \mathbb{E}\left[f(X_0)^2 \left(\frac{\pi(X_0)^2}{\tilde{\pi}(X_0)^2} + v_{\mathbb{R}_j}(X_0)\right)\right]. \tag{B.5}$$

By (B.3) and (B.4),

$$\sigma^2(f; \tilde{\mathbb{P}}, \mathbb{R}_j) = \lim_{T \rightarrow \infty} \frac{1}{T} \mathbb{E}\left[\left(\sum_{i=1}^T f(X_i)\tilde{W}_i^{(j)}\right)^2\right].$$

For any $T \geq 1$, using the conditioning argument again, we find that

$$\begin{aligned}
& \mathbb{E} \left[\left(\sum_{i=1}^T f(X_i) \widetilde{W}_i^{(1)} \right)^2 - \left(\sum_{i=1}^T f(X_i) \widetilde{W}_i^{(2)} \right)^2 \right] \\
&= \sum_{i=1}^T \mathbb{E} \left[\left(f(X_i) \widetilde{W}_i^{(1)} \right)^2 - \left(f(X_i) \widetilde{W}_i^{(2)} \right)^2 \right] \\
&= T \mathbb{E} \left[\left(f(X_0) \widetilde{W}_0^{(1)} \right)^2 - \left(f(X_0) \widetilde{W}_0^{(2)} \right)^2 \right] \\
&= T \tilde{\pi}(f^2(v_{\mathbf{R}_1} - v_{\mathbf{R}_2})),
\end{aligned}$$

where the last step follows from (B.5). The asserted result then follows. \square

Proof of Lemma B.1. Clearly, \mathbf{P}_{IT} is reversible with respect to the distribution $\tilde{\pi}(dx)\mathbf{R}(x, dw)$. Let $((X_i, W_i))_{i \in \mathbb{N}}$ be a Markov chain with kernel \mathbf{P}_{IT} , $X_0 \sim \tilde{\pi}$ and $W_0 \sim \mathbf{R}(X_0, \cdot)$. We can express $\text{Gap}(\mathbf{P}_{\text{IT}})$ by Douc et al. [2018, Theorem 22.A.19]

$$\text{Gap}(\mathbf{P}_{\text{IT}}) = \inf_{f: \text{Var}(f(X_0, W_0))=1} (\mathbb{E}[f(X_0, W_0)^2] - \mathbb{E}[f(X_0, W_0)f(X_1, W_1)]).$$

Similarly,

$$\text{Gap}(\tilde{\mathbf{P}}) = \inf_{g: \text{Var}(g(X_0))=1} (\mathbb{E}[g(X_0)^2] - \mathbb{E}[g(X_0)g(X_1)]).$$

Since any function $g(x)$ can also be seen as a bivariate function f such that $f(x, w) = g(x)$, we have $\text{Gap}(\mathbf{P}_{\text{IT}}) \leq \text{Gap}(\tilde{\mathbf{P}})$.

For each $x \in \mathcal{X}$ and function $f(x, w)$, define $m_f(x) = \int f(x, w)\mathbf{R}(x, dw)$, and $v_f(x) = \int (f(x, w) - m_f(x))^2 \mathbf{R}(x, dw)$. By conditioning and using the fact that W_i is conditionally independent of everything else given X_i , we find that

$$\begin{aligned}
\text{Var}(f(X_0, W_0)) &= \mathbb{E}[v_f(X_0)] + \text{Var}(m_f(X_0)), \\
\mathbb{E}[f(X_0, W_0)f(X_1, W_1)] &= \mathbb{E}[m_f(X_0)m_f(X_1)], \\
\mathbb{E}[f(X_0, W_0)^2] &= \mathbb{E}[v_f(X_0)] + \mathbb{E}[m_f(X_0)^2].
\end{aligned}$$

For real numbers $a, b, c \geq 0$, we have $(a+b)/(a+c) \geq b/c$ if $b \leq c$, and $(a+b)/(a+c) \geq 1$ if $b \geq c$. Hence,

$$\begin{aligned}
\text{Gap}(\mathbf{P}_{\text{IT}}) &= \min_f \frac{\mathbb{E}[v_f(X_0)] + \mathbb{E}[m_f(X_0)^2] - \mathbb{E}[m_f(X_0)m_f(X_1)]}{\mathbb{E}[v_f(X_0)] + \text{Var}(m_f(X_0))} \\
&\geq \min \left\{ 1, \min_f \frac{\mathbb{E}[m_f(X_0)^2] - \mathbb{E}[m_f(X_0)m_f(X_1)]}{\text{Var}(m_f(X_0))} \right\} = \min \left\{ 1, \text{Gap}(\tilde{\mathbf{P}}) \right\}.
\end{aligned}$$

Hence, if $\text{Gap}(\tilde{\mathbf{P}}) \geq 1$, then $\text{Gap}(\mathbf{P}_{\text{IT}}) \geq 1$. If $\text{Gap}(\tilde{\mathbf{P}}) < 1$, then $\text{Gap}(\mathbf{P}_{\text{IT}}) \geq \text{Gap}(\tilde{\mathbf{P}})$. Since we have already shown $\text{Gap}(\mathbf{P}_{\text{IT}}) \leq \text{Gap}(\tilde{\mathbf{P}})$, the two spectral gaps must coincide. \square

Proof of Proposition B.1. Let $(X_i)_{i \in \mathbb{N}}$ be a Markov chain with transition matrix $\tilde{\mathbf{P}}$ and $X_0 \sim \tilde{\pi}$. Let $W_i \sim \mathbf{R}(X_i, \cdot)$. Applying Proposition 22.5.1 in Douc et al. [2018] to the bivariate Markov chain

$((X_i, W_i))_{i \in \mathbb{N}}$, we get

$$T^{-1} \text{Var} \left(\frac{\sum_{i=1}^T f(X_i) W_i}{\tilde{\pi}(m_{\mathbb{R}})} \right) \leq \frac{2}{\text{Gap}(\mathbb{P}_{\text{IT}})} \mathbb{E} \left[\frac{f(X_0)^2 W_0^2}{\tilde{\pi}(m_{\mathbb{R}})^2} \right].$$

By Lemma B.1, $\text{Gap}(\mathbb{P}_{\text{IT}}) = \text{Gap}(\tilde{\mathbb{P}})$. The asserted upper bound on $\sigma^2(f; \tilde{\mathbb{P}}, \mathbb{R})$ then follows from (B.5).

For the second claim, recall that $\text{Gap}(\tilde{\mathbb{P}}) = 1 - \lambda_2(\tilde{\mathbb{P}})$, where $\lambda_2(\tilde{\mathbb{P}})$ is the second largest eigenvalue of $\tilde{\mathbb{P}}$. Let g be an eigenvector of $\tilde{\mathbb{P}}$ such that $\tilde{\mathbb{P}}g = \lambda_2 g$, which must satisfy $\tilde{\pi}(g) = 0$. By Brémaud [2013, Chap. 11.2.3],

$$\lim_{T \rightarrow \infty} T^{-1} \text{Var} \left(\sum_{i=1}^T g(X_i) \right) = \frac{1 + \lambda_2(\tilde{\mathbb{P}})}{1 - \lambda_2(\tilde{\mathbb{P}})} \tilde{\pi}(g^2).$$

Define $f^*(x) = g(x)\tilde{\pi}(x)/\pi(x)$. By Remark B.1, $\sigma^2(f^*; \tilde{\mathbb{P}}, \mathbb{R}_{\text{dir}})$ is minimized when $\mathbb{R}(x, \cdot)$ is a Dirac measure for every x . Let $\mathbb{R}_{\text{dir}} \in \mathcal{R}(\tilde{\mathbb{P}}, \tilde{\pi})$ be such a choice of \mathbb{R} . Then,

$$\sigma^2(f^*; \tilde{\mathbb{P}}, \mathbb{R}) \geq \sigma^2(f^*; \tilde{\mathbb{P}}, \mathbb{R}_{\text{dir}}) = \lim_{T \rightarrow \infty} T^{-1} \text{Var} \left(\sum_{i=1}^T g(X_i) \right) \geq \frac{\tilde{\pi}(g^2)}{\text{Gap}(\tilde{\mathbb{P}})}.$$

But $\tilde{\pi}(g^2) = \tilde{\pi}((f^*)^2 \pi^2 / \tilde{\pi}^2) = \gamma(f^*)$. □

Proof of Proposition B.2. By (B.3),

$$\sigma^2(f; \tilde{\mathbb{P}}, \mathbb{R}_{\text{exp}}) = \lim_{T \rightarrow \infty} \frac{1}{T} \text{Var} \left(\sum_{i=1}^T f(X_i) W_i^* \right)$$

where $(X_i)_{i \in \mathbb{N}}$ is a Markov chain with transition matrix $\tilde{\mathbb{P}}$ and $X_0 \sim \tilde{\pi}$, and given X_i , W_i^* follows an exponential distribution with mean $\pi(X_i)/\tilde{\pi}(X_i)$. If $\tilde{\mathbb{P}}(x, x) = 0$ for all $x \in \mathcal{X}$, it is easy to see that $\sum_{i=1}^T f(X_i) W_i^*/T$ is the time average of a continuous-time Markov chain with transition rate matrix \mathbb{P}^{ct} . If $\tilde{\mathbb{P}}(x, x) \neq 0$ for some x , this interpretation still holds, and one can prove it using the fact that a geometric sum of i.i.d. exponential random variables is still exponential. The asserted bound then follows from Proposition 4.29 of Aldous and Fill [2002]. □

C Proofs for the Main Text

Proof of Lemma 1. Let $\mathcal{S} = \{x', y_2, \dots, y_m\}$ and $\mathcal{S}' = \{x, y'_2, \dots, y'_m\}$. By (3),

$$\begin{aligned} & \pi(x) Z(x, \mathcal{S}) q(x', y_2, \dots, y_m | x) p_{\text{mt}}((x, \mathcal{S}), (x', \mathcal{S}')) \\ &= \pi(x) Z(x, \mathcal{S}) q(x' | x) q(y_2, \dots, y_m | x, x') p_{\text{mt}}((x, \mathcal{S}), (x', \mathcal{S}')), \\ &= (m-1)! \pi(x) q(x' | x) \alpha(x, x') q(y_2, \dots, y_m | x, x') q(y'_2, \dots, y'_m | x', x). \end{aligned}$$

Since α must satisfy (2), $\pi(x)q(x' | x)\alpha(x, x')$ is symmetric in x, x' . It then follows that p_{mt} satisfies the detailed balance condition with respect to π_{mt} , proving the claim. \square

Proof of Lemma 2. Denote $v = (u_x, u_1, \dots, u_N)$ and $v' = (u_{x'}, u'_1, \dots, u_{N'})$. Recall that we assume $x' = y_1$, $x = y'_1$, $u_x = u'_1$, and $u_1 = u_{x'}$. To prove the claim, observe that

$$\begin{aligned} & \pi_{\text{pm}}(x, v) p_{\text{pm}}((x, v), (x', v')) \\ & \propto u_x \pi(x) g(u_x | x) Z(x, v) \left\{ \prod_{i=1}^N g(u_i | y_i) \right\} \frac{\hat{\alpha}(x, y_1; u_x, u_1)}{Z(x, v)} \left\{ \prod_{i=2}^{N'} g(u'_i | y'_i) \right\} \\ & = u_x \pi(x) \hat{\alpha}(x, y_1; u_x, u_1) \left\{ \prod_{i=1}^N g(u_i | y_i) \right\} \left\{ \prod_{i=1}^{N'} g(u'_i | y'_i) \right\}. \end{aligned}$$

Since $\hat{\alpha}(x, y_1; u_x, u_1)$ can be expressed by

$$\hat{\alpha}(x, y_1; u_x, u_1) = \hat{\alpha}(x, x'; u_x, u_{x'}) = h \left(\frac{\hat{\pi}(x')}{\hat{\pi}(x)} \right) = h \left(\frac{u_{x'} \pi(x')}{u_x \pi(x)} \right),$$

and h is a balancing function, we get $u_x \pi(x) \hat{\alpha}(x, x'; u_x, u_{x'}) = u_{x'} \pi(x') \hat{\alpha}(x', x; u_{x'}, u_x)$. It follows that p_{pm} satisfies the detailed balance condition with respect to π_{pm} , thereby proving the claim. \square

Proof of Lemma 3. Suppose $y \in \mathcal{N}_x$ (which implies $y \neq x$). The transition probability of the MH-IIT algorithm moving from state x to state y is given by:

$$\tilde{p}(x, y) = \rho \frac{\alpha(x, y)}{Z(x)} + (1 - \rho) \frac{\alpha(x, y)}{\sum_{x' \in \mathcal{N}_x} \alpha(x, x')} = \frac{\alpha(x, y)}{Z(x)}.$$

Given that $\alpha(x, y) = h(\pi(y)/\pi(x))$ where $h(\cdot)$ is a balancing function, it follows that

$$\pi(x) Z(x) \tilde{p}(x, y) = \pi(x) h \left(\frac{\pi(y)}{\pi(x)} \right)$$

is symmetric in x and y . Consequently, \tilde{p} satisfies the detailed balance condition with respect to $\tilde{\pi}$, thereby proving the claim. \square

Proof of Lemma 4. Let $p_Z := Z/N$ be the probability that an MH update in Algorithm 5 is accepted. Whenever we perform an IIT update, we can think of p_Z as the expected number of remaining MH updates needed to stop (if IIT updates are not allowed). Since geometric distribution is memoryless, this shows that $\mathbb{E}[W] = 1/Z$.

For a more straightforward proof, let I denote the number of iterations in Algorithm 5 and observe that the first $I - 1$ iterations have to be MH updates. Further,

$$\begin{aligned}\mathbb{P}(I = k \text{ and the last iteration is an MH update}) &= (1 - \rho)^k (1 - p_Z)^{k-1} p_Z, \\ \mathbb{P}(I = k \text{ and the last iteration is an IIT update}) &= (1 - \rho)^{k-1} (1 - p_Z)^{k-1} \rho.\end{aligned}$$

Thus, the expectation of W can be calculated by

$$\begin{aligned}\mathbb{E}[W] &= \frac{1}{N} \sum_{k=1}^{\infty} \left\{ (1 - \rho)^{k-1} (1 - p_Z)^{k-1} \rho (p_Z^{-1} + k - 1) + (1 - \rho)^k (1 - p_Z)^{k-1} p_Z k \right\} \\ &= \frac{1}{N} \sum_{k=1}^{\infty} (1 - \rho)^{k-1} (1 - p_Z)^{k-1} \left\{ \rho (p_Z^{-1} - 1) + (\rho + (1 - \rho) p_Z) k \right\} \\ &= \frac{1}{N} \left\{ \frac{\rho p_Z^{-1} - \rho}{1 - (1 - \rho)(1 - p_Z)} + \frac{\rho + p_Z - \rho p_Z}{[1 - (1 - \rho)(1 - p_Z)]^2} \right\} \\ &= 1/Z,\end{aligned}$$

where in the third step we have used the identity,

$$\sum_{k=1}^{\infty} k c^{k-1} = \frac{d}{dc} \sum_{k=1}^{\infty} c^k = \frac{1}{(1 - c)^2}, \quad \forall c \in [0, 1). \quad (\text{C.1})$$

Similarly,

$$\begin{aligned}\text{Var}(W) &= \sum_{k=1}^{\infty} \left\{ (1 - \rho)^{k-1} (1 - p_Z)^{k-1} \rho \left(\frac{k-1}{N} \right)^2 + (1 - \rho)^k (1 - p_Z)^{k-1} p_Z \left(\frac{k}{N} - Z^{-1} \right)^2 \right\} \\ &= \frac{1}{N^2} \sum_{k=1}^{\infty} \left\{ (1 - \rho)^{k-1} (1 - p_Z)^{k-1} \rho (k-1)^2 + (1 - \rho)^k (1 - p_Z)^{k-1} p_Z \left(k - p_Z^{-1} \right)^2 \right\} \\ &= \frac{1}{N^2} \sum_{k=1}^{\infty} (1 - \rho)^{k-1} (1 - p_Z)^{k-1} \left\{ [\rho + (1 - \rho) p_Z] k^2 - 2k + \rho + (1 - \rho) p_Z^{-1} \right\} \\ &= \frac{(1 - p_Z)(1 - \rho)}{Z^2 + Z\rho(N - Z)},\end{aligned}$$

where the last step follows from (C.1) and $\sum_{k=1}^{\infty} (k+1) k c^{k-1} = 2/(1-c)^3$ for $c \in [0, 1)$.

For $\mathbb{E}[K]$, by the same argument we get

$$\begin{aligned}\mathbb{E}[K] &= \sum_{k=1}^{\infty} (1 - \rho)^{k-1} (1 - p_Z)^{k-1} \rho (N + k - 1) + \sum_{k=1}^{\infty} (1 - \rho)^k (1 - p_Z)^{k-1} p_Z k \\ &= \frac{\rho(N - 1)}{1 - (1 - \rho)(1 - p_Z)} + \frac{\rho + p_Z - \rho p_Z}{(1 - (1 - \rho)(1 - p_Z))^2} \\ &= \frac{\rho(N - 1) + 1}{\rho(1 - p_Z) + p_Z},\end{aligned}$$

which completes the proof. \square

Proof of Corollary 1. Using Lemma 4, for any x , we obtain

$$\mathbb{E}[K(x)] = \frac{(a+1)|\mathcal{N}_x| - a}{a(1 - Z(x)/|\mathcal{N}_x|) + Z(x)}.$$

Hence,

$$\mathbb{E}[K(x)] \leq (a+1) \frac{|\mathcal{N}_x|}{Z(x)}, \text{ and } \mathbb{E}[K(x)] \leq \frac{(a+1)|\mathcal{N}_x|}{a + (1 - a/|\mathcal{N}_x|)Z(x)} \leq \frac{a+1}{a} |\mathcal{N}_x|,$$

where we have used $a \leq \min_x |\mathcal{N}_x|$ in the second inequality. This yields

$$\begin{aligned} \kappa_\rho &\leq \sum_{x \in \mathcal{X}} \tilde{\pi}(x) (a+1) \frac{|\mathcal{N}_x|}{Z(x)} = (a+1) \kappa_0, \\ \kappa_\rho &\leq \sum_{x \in \mathcal{X}} \tilde{\pi}(x) \frac{a+1}{a} |\mathcal{N}_x| = \frac{a+1}{a} \kappa_1. \end{aligned}$$

The asserted result then follows. \square

Proof of Theorem 1. We use the notation introduced in Section B in Appendices. Let \mathbf{R}_ρ be the transition kernel for generating importance weights used in MH-IIT; that is, $\mathbf{R}_\rho(x, \cdot)$ is the distribution of the output w from Algorithm 5 with input state x . Since $\tilde{\mathbf{P}}$ is reversible with respect to $\tilde{\pi} \propto \pi Z$, Lemma 4 shows that $\mathbf{R}_\rho \in \mathcal{R}(\tilde{\mathbf{P}}, \pi)$ for any choice of ρ and thus $(\tilde{\mathbf{P}}, \mathbf{R}_\rho)$ satisfies Assumption B.1. Using the notation of Section B in Appendices, we can write $\sigma_\rho^2 = \sigma^2(f; \tilde{\mathbf{P}}, \mathbf{R}_\rho)$. Let $m_\rho = m_{\mathbf{R}}$, $v_\rho = v_{\mathbf{R}}$ with $\mathbf{R} = \mathbf{R}_\rho$. That is,

$$m_\rho(x) = \int w \mathbf{R}_\rho(x, dw), \quad v_\rho(x) = \frac{1}{\tilde{\pi}(m_\rho)^2} \int (w - m_\rho(x))^2 \mathbf{R}_\rho(x, dw)$$

By Lemma 4, we have

$$\begin{aligned} m_\rho(x) &= \frac{1}{Z(x)}, \\ \tilde{\pi}(m_\rho) &= \sum_x \frac{\tilde{\pi}(x)}{Z(x)} = \frac{1}{\pi(Z)}, \\ v_\rho(x) &= \frac{\pi(Z)^2 (1 - Z(x)/|\mathcal{N}_x|)(1 - \rho(x))}{Z(x)^2 + \rho(x)Z(x)(|\mathcal{N}_x| - Z(x))}. \end{aligned}$$

For every x , $v_\rho(x)$ is monotone decreasing in $\rho(x) \in [0, 1]$. Hence,

$$0 = v_1(x) \leq v_\rho(x) \leq v_0(x),$$

where v_1, v_0 correspond to $\rho \equiv 1$ and $\rho \equiv 0$, respectively. By Theorem B.1, we get

$$\sigma_1^2(f) = \sigma^2(f; \tilde{\mathbf{P}}, \mathbf{R}_1) \leq \sigma^2(f; \tilde{\mathbf{P}}, \mathbf{R}_\rho) \leq \sigma^2(f; \tilde{\mathbf{P}}, \mathbf{R}_0) = \sigma_0^2(f).$$

A direct calculation gives

$$v_0(x) = \frac{\pi(Z)^2 (1 - Z(x)/|\mathcal{N}_x|)}{Z(x)^2} \leq \frac{\pi(Z)^2}{Z(x)^2}.$$

Using Theorem B.1 again, we find that

$$\sigma_{h,0}^2(f) - \sigma_{h,1}^2(f) = \tilde{\pi}(f^2 v_0) \leq \sum_x f^2(x) \tilde{\pi}(x) \frac{\pi(Z)^2}{Z(x)^2} = \pi(Z) \pi\left(\frac{f^2}{Z}\right),$$

where we have used $\tilde{\pi} = \pi Z / \pi(Z)$. This proves part (i).

To prove part (ii), we first use $\tilde{\pi} = \pi Z / \pi(Z)$ again to obtain

$$\pi(Z) \pi\left(\frac{f^2}{Z}\right) = \pi\left(\frac{f^2 \pi}{\tilde{\pi}}\right),$$

which verifies that the definition of $\gamma(f)$ is the same as in Proposition B.1. Since $v_1 \equiv 0$, by Proposition B.1, we know that there exists f^* such that

$$\frac{\gamma(f^*)}{\text{Gap}(\tilde{\mathbb{P}})} \leq \sigma_1^2(f^*) \leq \frac{2\gamma(f^*)}{\text{Gap}(\tilde{\mathbb{P}})}.$$

By part (i), $\sigma_1^2(f^*) \leq \sigma_\rho^2(f^*) \leq \sigma_0^2(f^*) \leq \sigma_1^2(f^*) + \gamma(f^*)$. Since $\text{Gap}(\tilde{\mathbb{P}}) < 1$, we obtain that $\sigma_\rho^2(f^*) \leq 2\sigma_1^2(f^*)$. This proves part (ii).

By Remark B.2, for any ρ , we have $\sigma^2(f; \tilde{\mathbb{P}}, \mathbb{R}_\rho) \leq \sigma^2(f; \tilde{\mathbb{P}}, \mathbb{R}_{\text{exp}})$ where \mathbb{R}_{exp} is the kernel such that $\mathbb{R}_{\text{exp}}(x, \cdot)$ is an exponential distribution for every x . Part (iii) then follows from Proposition B.2. \square

D Simulation Studies for Section 2

D.1 Additional Results for MT-IT with Multivariate Normal Targets

For the multivariate normal example discussed in Section 2.2, we present additional results for estimation using either the last 10% of the samples or the entire dataset in Figure 3. This figure includes box plots similar to those of Figure 1, comparing estimates of $M_{2,p}$ derived from different sample sizes. The estimates obtained from the last 10% of the samples closely align with those shown in Figure 1, where the last 50% of the samples were used. When utilizing the full MCMC trajectories, only the MT-IT method with $h(r) = \sqrt{r}$ produces unbiased estimates. The biases observed in the four MTM methods are notably substantial.

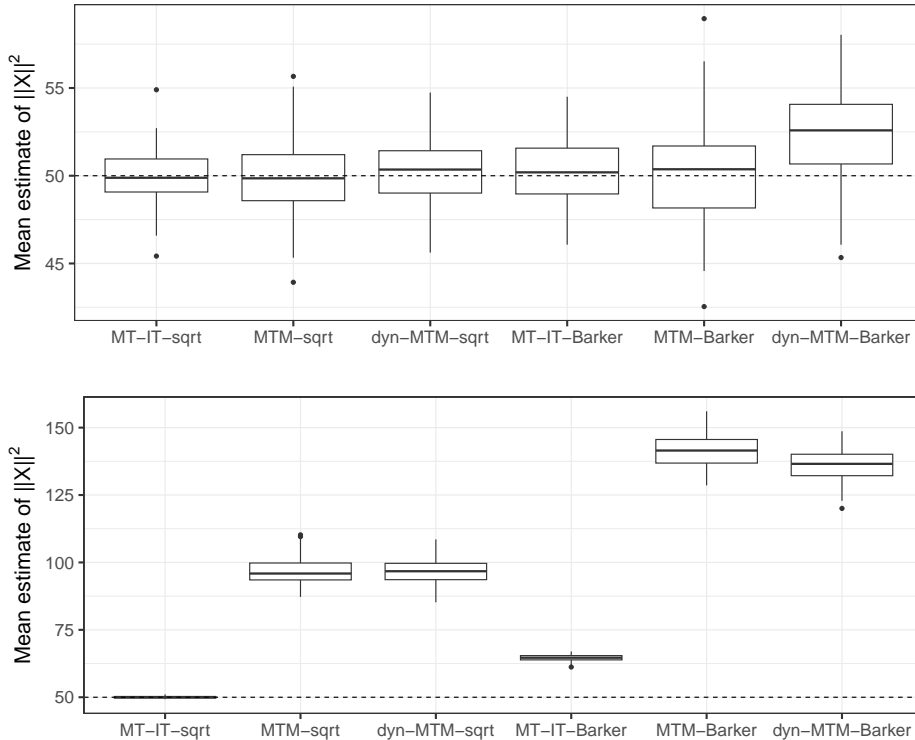


Figure 3: Box plot of the estimate of $M_{2,p}$ over 100 runs with $p = 50$. Top: estimates are calculated by using the last 10% samples. Bottom: estimates are calculated by using all samples. MT-IT: Algorithm 1 with fixed proposal; MTM: MTM with fixed proposal [Gagnon et al., 2022]; dyn-MTM: adaptive MTM used in [Gagnon et al., 2022]; sqrt: $h(r) = \sqrt{r}$; Barker: $h(r) = r/(1 + r)$, where h is the balancing function introduced in Remark 1.

D.2 A Real Data Example on Record Linkage

In this section, we consider the application of the MT-IT algorithm to a bipartite record linkage problem studied in Zanella [2020]. Let $\mathbf{A} \in \mathbb{R}^{n_1 \times K}$ and $\mathbf{B} \in \mathbb{R}^{n_2 \times K}$ denote two data sets. Let \mathbf{a}_i denote the i -th row of \mathbf{A} , representing the i -th record in the first data set, and let \mathbf{b}_i denote the i -th

row of \mathbf{B} , representing the i -th record in the second data set. The same K covariates are observed for both data sets. Let $M_i = j$ if \mathbf{a}_i is matched with \mathbf{b}_j , and let $M_i = 0$ if \mathbf{a}_i is not matched with any record in the second data set (“matching” means that we believe the two records are duplicates). Assume that any record is matched with at most one record in the other data set. Hence, we can define $M_j^{-1} = i$ if $M_i = j$, and let $M_j^{-1} = 0$ if \mathbf{b}_j is not matched with any record in the first data set. The parameter of interest is the n_1 -dimensional vector $\mathbf{M} = (M_1, \dots, M_{n_1}) \in \{0, 1, \dots, n_2\}^{n_1}$.

Fix an arbitrary \mathbf{M} such that each record in one data set is matched with at most one record in the other data set. We construct a neighborhood $\mathcal{N}_{\mathbf{M}} = \{\mathbf{M}^{ij} : i = 1, \dots, n_1, j = 1, \dots, n_2\}$ with cardinality $n_1 n_2$, where \mathbf{M}^{ij} is obtained from \mathbf{M} by one of the following moves:

- Add move: If $M_i = 0$ and $M_j^{-1} = 0$, we set $M_i^{ij} = j$.
- Delete move: If $M_i = j$, we set $M_i^{ij} = 0$.
- Single switch move (first type): If $M_i = 0$ and $M_j^{-1} = i'$ for some $i' \neq i$, we set $M_i^{ij} = j$ and $M_{i'}^{ij} = 0$.
- Single switch move (second type): If $M_i = j'$ for some $j' \neq j$ and $M_j^{-1} = 0$, we set $M_i^{ij} = j$.
- Double switch move: If $M_i = j'$ for some $j' \neq j$ and $M_j^{-1} = i'$ for some $i' \neq i$, we set $M_i^{ij} = j$ and $M_{i'}^{ij} = j'$.

It is not difficult to check that each pair (i, j) yields a unique \mathbf{M}^{ij} , and thus $|\mathcal{N}_{\mathbf{M}}| = n_1 n_2$.

The goal is to generate samples from the joint posterior distribution $\pi(\mathbf{M}, p_{\text{match}}, \lambda)$ considered in Zanella [2020], where p_{match} and λ are two continuous hyperparameters. A standard approach is to use the Metropolis-within-Gibbs sampler, which alternates between direct sampling from $\pi(p_{\text{match}}, \lambda \mid \mathbf{M})$ and an M–H scheme targeting $\pi(\mathbf{M} \mid p_{\text{match}}, \lambda)$.

We implement two methods for updating \mathbf{M} : uninformed M–H and the blocked informed M–H scheme of Zanella [2020] with the number of tries set to 100. We refer to the two resulting Metropolis-within-Gibbs samplers as uninformed and informed M–H, respectively. To mimic the dynamics of the informed M–H sampler, we devise an MT-IT scheme using a mixture proposal distribution: given the current state $(\mathbf{M}, p_{\text{match}}, \lambda)$, with probability δ we propose a new value for $(p_{\text{match}}, \lambda)$ from its conditional distribution given \mathbf{M} , and with probability $1 - \delta$ we propose a new value for \mathbf{M} by uniformly sampling from $\mathcal{N}_{\mathbf{M}}$. We set $\delta = 0.99$ and the number of tries m in the MT-IT algorithm to 100. Let $(\mathbf{M}, p_{\text{match}}, \lambda)$ denote the current state, and use $(\mathbf{M}', p'_{\text{match}}, \lambda')$ to denote the next. More details of the samplers are given as follows.

Uninformed M–H. This refers to the standard Metropolis-within-Gibbs sampler. Each iteration has two steps. First, we draw $(p'_{\text{match}}, \lambda')$ from the conditional posterior distribution (which is known) given \mathbf{M} . Second, we propose $\tilde{\mathbf{M}}$ by uniform sampling from the neighborhood $\mathcal{N}_{\mathbf{M}}$ and accept it with probability $\min\{1, \pi(\tilde{\mathbf{M}} \mid p'_{\text{match}}, \lambda') / \pi(\mathbf{M} \mid p'_{\text{match}}, \lambda')\}$. Set $\mathbf{M}' = \tilde{\mathbf{M}}$ if the proposal is accepted, and $\mathbf{M}' = \mathbf{M}$ otherwise. Each iteration involves two posterior calls since we need to evaluate both $\pi(\mathbf{M} \mid p'_{\text{match}}, \lambda')$ and $\pi(\tilde{\mathbf{M}} \mid p'_{\text{match}}, \lambda')$.

Informed M–H. This refers to the Metropolis-within-Gibbs sampler where \mathbf{M} is updated by a locally balanced informed proposal. In each iteration, we first draw $(p'_{\text{match}}, \lambda')$ from the conditional distribution given \mathbf{M} . Next, we randomly select a subset of indices $\mathcal{I} \subset \{1, 2, \dots, n_1\}$ and $\mathcal{J} \subset \{1, 2, \dots, n_2\}$ and apply an informed proposal with balancing function $h(r) = \sqrt{r}$ to the

neighborhood subset $\{\mathbf{M}^{ij} : i \in \mathcal{I}, j \in \mathcal{J}\} \subset \mathcal{N}_{\mathbf{M}}$, where \mathbf{M}^{ij} is as defined above. This blocking strategy was used in Zanella [2020] to reduce the computational cost of informed MH updates. Let $\tilde{\mathbf{M}}$ be the proposed value. To calculate the acceptance probability, we need to evaluate both $\pi(\mathbf{M}^{ij} | p'_{\text{match}}, \lambda')$ and $\pi(\tilde{\mathbf{M}}^{ij} | p'_{\text{match}}, \lambda')$ for each $i \in \mathcal{I}$ and $j \in \mathcal{J}$. In our implementation, we set $|\mathcal{I}| = |\mathcal{J}| = 10$, so each iteration involves $2|\mathcal{I}||\mathcal{J}| + 1 = 201$ posterior calls.

MT-IT. Letting $x = (\mathbf{M}, p_{\text{match}}, \lambda)$, we propose m candidate moves, denoted by (x_1, \dots, x_m) , such that each x_i is proposed independently as follows. With probability δ , we set $x_i = (\mathbf{M}, \tilde{p}_{\text{match}}, \tilde{\lambda})$ where $(\tilde{p}_{\text{match}}, \tilde{\lambda})$ is drawn from the conditional distribution given \mathbf{M} . With probability $1 - \delta$, we set $x_i = (\tilde{\mathbf{M}}, p_{\text{match}}, \lambda)$ where $\tilde{\mathbf{M}}$ is sampled from $\mathcal{N}_{\mathbf{M}}$ uniformly at random. We set $\delta = 0.99$ and $m = 100$ so that the MT-IT has a similar dynamic to the informed M-H. Each iteration of MT-IT involves $m = 100$ posterior calls.

The `italy` package contains the record data of 20 regions. To illustrate the performance of samplers, we focus on four regions: region 1, region 4, region 18, and region 20. Region 4 and region 18 have relatively small sample sizes, with $n_1 = 310$ and $n_2 = 277$ for region 4 and $n_1 = 294$ and $n_2 = 292$ for region 18. Meanwhile, region 20 has a moderate sample size of $n_1 = 637$ and $n_2 = 641$, and region 1 has a large sample size of $n_1 = 1285$ and $n_2 = 1121$. The results are given in Figure 4. In scenarios with small sample sizes (specifically in regions 4 and 18), all three sampling methods seem to have converged after approximately 8×10^5 posterior evaluations. However, MT-IT can move to high-posterior regions more quickly than the other two. It's worth noting that although the performance of uninformed and informed M-H is very similar, the number of iterations for informed M-H is much smaller, given the fixed total number of posterior calls. When parallel computing is available, both MT-IT and informed M-H can be much more efficient. as the sample size increases (notably in regions 20 and 1), the three samplers are not able to converge after 8×10^5 posterior calls. Nevertheless, we still observe that the log-posterior curve of MT-IT increases much faster than that of the other two samplers. Interestingly, it can be seen that the number of matched pairs does not necessarily reflect the efficiency of the sampler, especially when the sampler has not converged (this statistic was also used in Zanella [2020]). Compared to M-H algorithms, MT-IT is more likely to visit some \mathbf{M} with fewer matched pairs but higher posterior probability in the early stages of sampling.

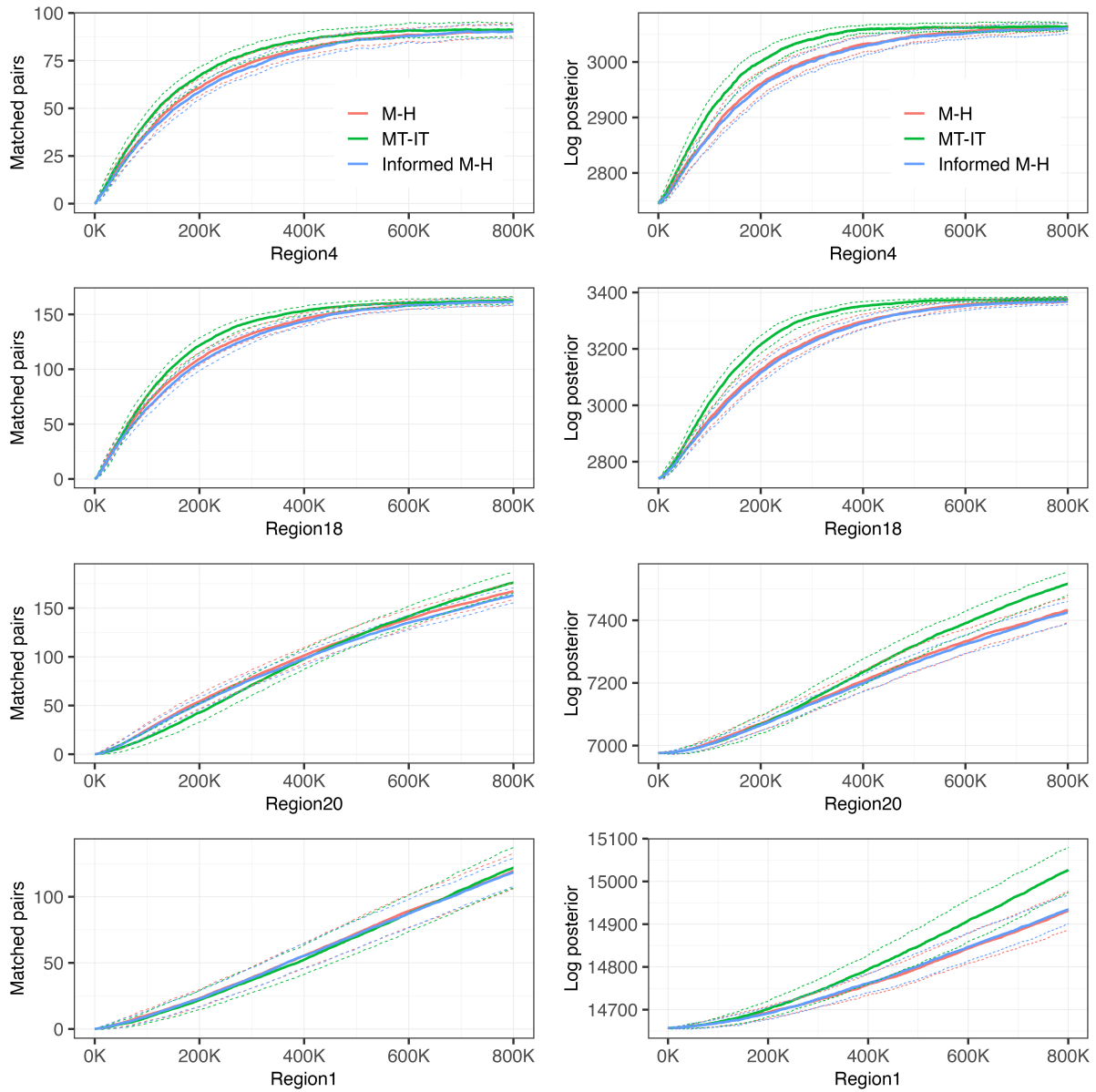


Figure 4: Results for the record linkage analysis of regions 1, 4, 18 and 20 in the R package *italy*. The solid colored lines represent the average values obtained from 50 runs, and dashed lines indicate ± 1 standard deviation. M-H: Metropolis-within-Gibbs sampler with uninformed MH updates; Informed M-H: Metropolis-within-Gibbs sampler with informed MH updates; MT-IT: Algorithm 1.

E Simulation Study for Section 3.2

As described in Section 3.2, we study a toy example presented in Section 4.2 of Lee and Łatuszyński [2014], where π is a geometric distribution with success probability $1 - ab$ for some $a, b \in (0, 1)$. For each $x \in \{1, 2, \dots\}$, assume that we have access to some estimator $\hat{\pi}(x)$, which can be written as $\hat{\pi}(x) = \tilde{U}_x(1 - a)a^{x-1}$, where \tilde{U}_x is the mean of K Bernoulli random variables with success probability b^x ; see Lee et al. [2010] for how this example arises from approximate Bayesian computation.

We use simulation to study the performance of the pseudo-marginal M–H algorithm and Algorithm 4 with balancing function $h(r) = \sqrt{r}$. The neighborhood of each x is simply defined to be $\mathcal{N}_x = \{x - 1, x + 1\}$ if $x \geq 2$ and $\mathcal{N}_x = \{2\}$ if $x = 1$. We set $a = 0.5$, $b = 0.4$ and $K = 100$, initialize both samplers at $x^{(0)} = 15$, and consider the estimation of the posterior mean $\sum_{x=1}^{\infty} x \pi(x)$.

The left panel of Figure 5 shows the results when we discard first half of the samples as burn-in. We see that Algorithm 4 quickly produces a highly precise estimate, while the M–H scheme requires a huge number of iterations to become roughly unbiased but the variance stays large even after 10^5 iterations. If no samples are discarded (the right panel), Algorithm 4 is still much more efficient, but both samplers are slightly biased.

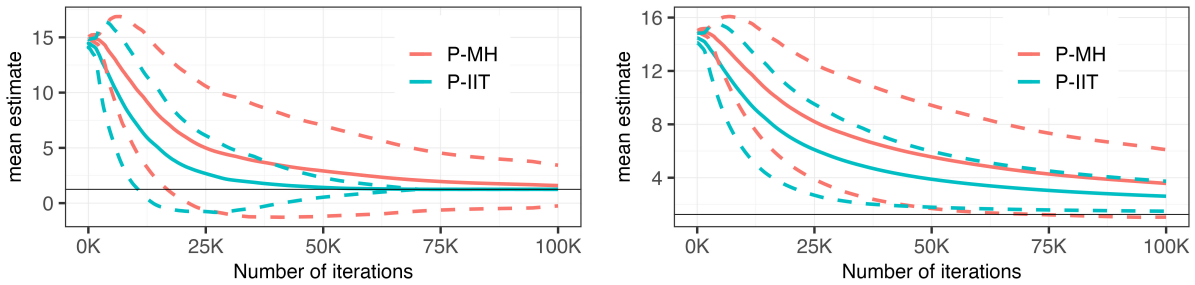


Figure 5: Estimate of the mean of π for the geometric distribution example in Section 3.2. The solid colored lines represent the MCMC estimates, and dashed lines indicate ± 1 standard deviation calculated from 50 runs. The black line indicates the true value, $(1 - ab)^{-1} = 1.25$. Left: half of samples discarded as burn-in when calculating the estimates; right: estimates calculated using all samples collected so far.

It should be noted that because the auxiliary variable \tilde{U}_x can be zero, Algorithm 4 is theoretically biased. We choose not to correct for this bias, since the bias is negligible (clearly in the left panel of Figure 5) and we find that it can significantly help stabilize the algorithm’s performance. A detailed explanation is given below.

Why Algorithm 4 is biased. Denote the posterior estimate by $\hat{\pi}(x) = u\pi(x)$. As in Section 3, we consider the joint space (x, u, u_-, u_+) such that $\hat{\pi}(x) = u\pi(x)$, $\hat{\pi}(x - 1) = u_-\pi(x - 1)$, $\hat{\pi}(x + 1) = u_+\pi(x + 1)$. (If $x = 1$, we only need to consider the state variable (x, u, u_+) .) The argument used in the proof of Lemma 2 shows that the stationary distribution of Algorithm 4 is

$$\pi_{\text{pm}}(x, u, u_-, u_+) \propto u \pi(x) Z(x, u, u_-, u_+) g(u|x) g(u_-|x - 1) g(u_+|x + 1),$$

where $g(\cdot|x)$ denotes the distribution $(Kb^x)^{-1} \text{Binom}(K, b^x)$.

The key difference from the proof of Lemma 2 is that now we have $Z(x, u, u_-, u_+) = 0$ if $u > 0$ but $u_- = u_+ = 0$.¹ (If $x = 1$, then $Z(x, u, u_+) = 0$ whenever $u_+ = 0$.) Consequently, if we still define the target distribution $\pi(x, u, u_-, u_+)$ as in Lemma 2, that is,

$$\pi(x, u, u_-, u_+) \propto u \pi(x) g(u|x) g(u_-|x-1) g(u_+|x+1),$$

then π_{pm} will have a strictly smaller support than π and thus the importance weights of Algorithm 4 are biased.

Unbiased importance weights. We can define our target distribution by

$$\pi(x, u, u_-, u_+) = \begin{cases} u \pi(x) g(u|x) g(u_-|x-1) g(u_+|x+1) B(x)^{-1}, & \text{if } u_- \neq 0 \text{ or } u_+ \neq 0, \\ 0, & \text{if } u_- = u_+ = 0, \end{cases}$$

where $B(x)$ is the probability that u_-, u_+ are not both equal to zero, when $u_- \sim g(\cdot|x-1)$ and $u_+ \sim g(\cdot|x+1)$. (If $x = 1$, $B(x)$ is the probability that $u_+ > 0$.) One can calculate that

$$B(x) = \begin{cases} 1 - (1 - b^{x+1})^K, & \text{if } x = 1, \\ 1 - (1 - b^{x-1})^K (1 - b^{x+1})^K, & \text{if } x \geq 2 \end{cases}$$

Clearly, $\pi(x, u, u_-, u_+)$ still has $\pi(x)$ as the marginal. The corrected importance weight is given by $[Z(x, u, u_-, u_+) B(x)]^{-1}$.

Should we correct for the bias? The above discussion reveals that the importance weight of Algorithm 4 needs to be multiplied by a correction factor $1/B(x)$. However, observe that $1/B(x) \rightarrow \infty$ as $x \rightarrow \infty$, which can make the importance sampling estimates of P-IIT unstable. Indeed, we find in our simulation study that when the factor $1/B(x)$ is taken into account, the performance of P-IIT becomes quite similar to that of P-MH. If the factor $1/B(x)$ is not included, which means that we still use slightly biased importance weight estimates of Algorithm 4, we find that the performance of P-IIT is significantly improved, as shown in Figure 5 in the main text. Intuitively, if the P-MH sampler is at some large x and \tilde{U}_x happens to be large as well, the chain can get stuck at x for a huge number of iterations since it is very difficult to get non-zero posterior estimates for the neighboring states $x-1$ and $x+1$ (recall that the success probability for the binomial distribution of \tilde{U}_x decreases to 0 exponentially fast in x). This causes P-MH to have unbounded asymptotic variance [Lee and Łatuszyński, 2014]. For P-IIT, we can force the chain to keep moving but need to estimate the holding time which is also unbounded. When we do not include $1/B(x)$ in the importance weight calculation, we are essentially using a biased but much more stable estimate for the holding time, and our simulation study confirms that this leads to much better MCMC estimates in practice.

¹Assume that h satisfies $h(0) = 0$, which is true for all balancing functions considered in this work.

F Simulation Studies for Variable Selection Targets

F.1 Three Toy Examples

We consider three toy examples where $\mathcal{X} = \{0, 1\}^p$ and π can be expressed in closed form. We define the neighborhood of x as $\mathcal{N}_x = \{y: \|x - y\|_1 = 1\}$, where $\|\cdot\|_1$ denotes the ℓ^1 -norm. We say $x \in \mathcal{X}$ is a local mode if $\pi(x) > \pi(y)$ for every $y \in \mathcal{N}_x$, and π is unimodal if there is only one local mode. Despite being idealized and contrived, the three examples illustrate typical scenarios in variable selection: π is unimodal with independent coordinates in Example F.1, unimodal with dependent coordinates in Example F.2, and bimodal in Example F.3.

For each example, we introduce a discrete-valued function $F(x)$ and measure the convergence rates of MCMC samplers using $d(\pi, \hat{\pi}_T; F) \in [0, 2]$, which is defined by

$$d(\pi, \hat{\pi}_T; F) = \sum_k |\pi(F^{-1}(k)) - \hat{\pi}_T(F^{-1}(k))|, \quad F^{-1}(k) = \{x: F(x) = k\},$$

where the summation is over all possible values of F and $\hat{\pi}_T$ is the (importance-weighted) empirical distribution of T MCMC samples. Thus, $d(\pi, \hat{\pi}_T; F)$ is the total variation distance between the push-forward measures $\pi \circ F^{-1}$ and $\hat{\pi}_T \circ F^{-1}$. The closed-form expression of π enables us to exactly calculate $d(\pi, \hat{\pi}_T; F)$. We do not consider the total variation distance between π and $\hat{\pi}_T$ since summation over \mathcal{X} is not computationally feasible.

Example F.1. Let $p_1 \in \{0, 1, \dots, p\}$ and $x^* \in \mathbb{R}^p$ be given by $x_i^* = 1$ if $i \leq p_1$ and $x_i^* = 0$ if $i > p_1$. For $\theta > 0$, define the target distribution by

$$\pi(x) = \frac{\exp(-\theta \|x - x^*\|_1)}{\mathfrak{C}_\theta}, \quad \text{where } \mathfrak{C}_\theta = (1 + e^{-\theta})^p.$$

Clearly, π is unimodal with mode x^* , and π has independent coordinates. This example represents an ideal variable selection problem where x^* is the true model, all covariates in x^* have equally strong effects, and the design matrix has orthogonal columns. The parameter θ controls the tail decay rate and indicates the signal strength.

Example F.2. For $\theta > 0$, define $\pi(x) = \exp(-\theta \ell(x)) / \mathfrak{C}_\theta$ where

$$\ell(x) = \begin{cases} \|x\|_1 - 1, & \text{if } x_1 = 1, \\ 2p - \|x\|_1, & \text{if } x_1 = 0, \end{cases} \quad \text{and } \mathfrak{C}_\theta = \left(1 + e^{-\theta(p+1)}\right) (1 + e^{-\theta})^{p-1}.$$

It is not difficult to see that π is unimodal with mode $x^* = (1, 0, 0, \dots, 0)$, but π has dependent coordinates. In variable selection, such a posterior distribution arises when only the first covariate has a nonzero effect but is correlated with all the other covariates.

Example F.3. Let $p_1 \in \{1, 2, \dots, p\}$. Let $x_{(1)}^*$ and $x_{(2)}^* \in \mathcal{X}$ be given by $x_{(1)}^* = (1, 0, 1, \dots, 1, 0, \dots, 0)$ and $x_{(2)}^* = (0, 1, 1, \dots, 1, 0, \dots, 0)$ such that $\|x_{(1)}^*\|_1 = \|x_{(2)}^*\|_1 = p_1$. For $\theta > 0$, define

$$\pi(x) = \frac{\exp(-\theta \|x - x_{(1)}^*\|_1) + \exp(-\theta \|x - x_{(2)}^*\|_1)}{\mathfrak{C}_\theta}, \quad \text{where } \mathfrak{C}_\theta = 2(1 + e^{-\theta})^{p_1}.$$

Clearly, π is bimodal with local modes $x_{(1)}^*$ and $x_{(2)}^*$. This corresponds to a variable selection problem where the first two covariates are highly correlated.

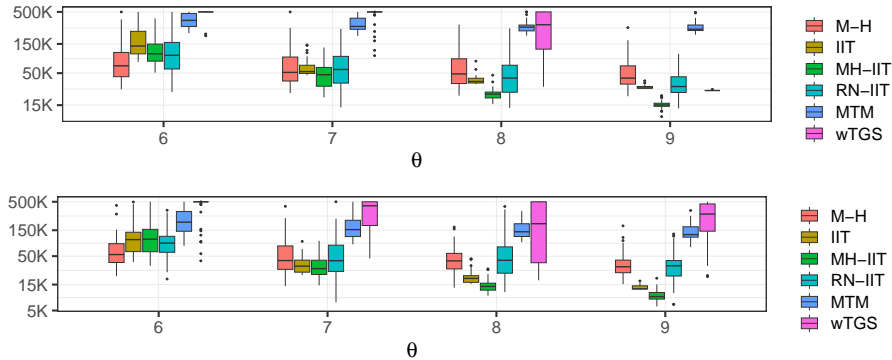


Figure 6: Box plot for the number of evaluations of π needed to accurately approximate π in Example F.1 with $p = 500$. Top panel: $p_1 = 50$; bottom panel: $p_1 = 20$. For each θ , we repeat the simulation 50 times. M–H: uninformed M–H; IIT: Algorithm 2; MH–IIT: Algorithm 6; RN–IIT Algorithm 3; MTM: the method of Chang et al. [2022]; wTGS: the method of Zanella and Roberts [2019]. All samplers are forced to stop after 500 thousand evaluations of π .

F.1.1 Simulation Results for Example F.1

We fix $p = 500$, set $F(x) = \|x - x^*\|_1$, and use simulation to find the number of evaluations of π needed to achieve $d(\pi, \hat{\pi}_T; F) \leq 0.1$. We consider six MCMC samplers: uninformed M–H, Algorithms 2, 6, and 3, locally balanced MTM of Chang et al. [2022], Gagnon et al. [2022], and weighted TGS of Zanella and Roberts [2019]. All samplers are initialized at $x^{(0)} = (0, \dots, 0)$. Details of their implementation are given below.

M–H denotes the uninformed M–H algorithm that proposes the next state by uniformly sampling from \mathcal{N}_x . IIT denotes Algorithm 2, with balancing function $h(r) = \sqrt{r}$. MH–IIT is Algorithm 6 with $\rho(x) \equiv 0.025$ and $h(r) = 1 \wedge r$. RN–IIT is Algorithm 3 with $m = 100$ and $h(r) = \sqrt{r}$. MTM is the locally balanced multiple-try Metropolis algorithm of Chang et al. [2022] with balancing function $h(r) = \sqrt{r}$ and number of tries = 100; the number of tries plays the same role as the parameter m in RN–IIT. Finally, wTGS denotes the weighted tempered Gibbs sampler of Zanella and Roberts [2019] with the default parameter setting in the authors’ code.

Figure 6 shows the results when $p_1 = 50$ or $p_1 = 20$. It can be seen from Figure 6 that when θ is small (i.e., π is relatively flat), uninformed M–H is the best, as it is efficient at exploring the whole space. When θ is large, IIT, MH–IIT, and RN–IIT outperform uninformed M–H due to the importance weighting. In particular, MH–IIT has the best performance among all methods. RN–IIT seems less efficient than IIT and MH–IIT in this scenario, but it is much better than the locally balanced MTM method, an M–H algorithm with very similar dynamics. The wTGS sampler only performs well when θ is large, which can be partially explained by the theory developed in Zhou and Smith [2022].

We have also tried the Hamming ball sampler of Titsias and Yau [2017] and the LIT–MH sampler of Zhou et al. [2022a], but both methods performed poorly according to our metric due to the high per-iteration computational cost (these algorithms could be beneficial if parallel computing is available).

On Rao-Blackwellization. In the variable selection literature, Rao-Blackwellization is often used to improve the posterior estimates [Guan and Stephens, 2011, Zhou and Guan, 2019, Zhou et al.,

2022a, Griffin et al., 2021], and it can be implemented for IIT and wTGS at almost no extra computational cost. If the posterior is unimodal with independent coordinates, Rao-Blackwellization can drastically improve the sampler’s performance. But for the purpose of fair comparison, no Rao-Blackwellization procedure is performed for any method in our simulation studies on the three toy examples. Another reason is that, according to our experiments, there is no significant gain if the posterior distribution has strong dependence among the coordinates.

Remarks on wTGS. Zanella and Roberts [2019] proposed two importance tempering methods for variable selection, TGS (tempered Gibbs sampler) and its weighted version, wTGS. As shown in Zhou and Smith [2022], TGS is essentially an IIT sampler with balancing function $h(r) = 1 + r$. It was proved in Zhou and Smith [2022] that this choice of balancing function is overly aggressive and, consequently, TGS can be highly efficient when the target is unimodal with very light tails, but can underperform uninformed MH in other cases. wTGS uses the following proposal weighting scheme. Given $x \in \mathcal{X}$ and $y \in \mathcal{N}_x$, if $\|y\|_1 = \|x\|_1 - 1$, the un-normalized proposal weight of y is set to 1; if $\|y\|_1 = \|x\|_1 + 1$, the un-normalized proposal weight of y is set to $\pi(y)/\pi(x)$. This modification can provide significant improvement over TGS in some scenarios, but for Example F.1, wTGS seems to suffer from the same issue as TGS: its informed proposal scheme is too aggressive compared to, for example, a locally balanced proposal with $h(r) = \sqrt{r}$.

F.1.2 Simulation Results for Example F.2

For our simulation study, we use $p = 500$ and define $F(x) = (\|x\|_1 - 1)\mathbb{1}_{\{x_1=1\}} + p\mathbb{1}_{\{x_1=0\}}$. All samplers are initialized at the state $x^{(0)}$ such that $x_i^{(0)} = 1$ if and only if $i > p - 10$. The settings of MH, RN-IIT, MTM, and wTGS are the same as in Example F.1. Unlike in Example F.1, we consider two MH-IIT schemes here: MH-IIT-1 uses $h(r) = 1 \wedge r$ (as in Example F.1), and MH-IIT-2 uses the following balancing function with $c = 2\theta$:

$$h_c(r) = (1 \wedge r e^{-c}) \vee (r \wedge e^{-c}), \quad c \geq 0. \tag{F.1}$$

Both MH-IIT-1 and MH-IIT-2 still use $\rho(x) \equiv 0.025$. MH-IIT-1 is much more conservative than MH-IIT-2: if the current state x has $x_1 = 0$, $h(r) = 1 \wedge r$ assigns the same proposal weight to any $y \in \mathcal{N}_x$ such that $\|y\|_1 = \|x\|_1 + 1$, while h_c favors flipping x_1 since $h_c(r) = 1 \wedge r e^{-c}$ for any $r \geq 1$. See Remark F.1 below for a more detailed discussion.

Figure 7 shows the number of posterior calls needed to achieve $d(\pi, \hat{\pi}_T; F) \leq 0.2$. As in Example F.1, uninformed MH performs well only when θ is small. For large θ , π concentrates at the mode x^* , so the convergence of IIT schemes largely depends on when the first covariate is selected, making MH-IIT-2 much more efficient than MH-IIT-1. It should be emphasized that balancing functions such as h_c are not desirable in MH schemes, because the acceptance probability for any neighboring state with a smaller posterior (than the current one) is extremely low, causing the sampler to remain at a local mode for numerous iterations. However, this limitation is lifted in MH-IIT, and the optimal balancing function is no longer $h(r) = 1 \wedge r$. We acknowledge that the use of $c = 2\theta$ is unrealistic as it requires knowledge about π , but we have observed that using any $c > \theta$ provides gains over MH-IIT-1. Another interesting observation is that RN-IIT performs better than MH-IIT-1 in Figure 7, which is different from Example F.1.

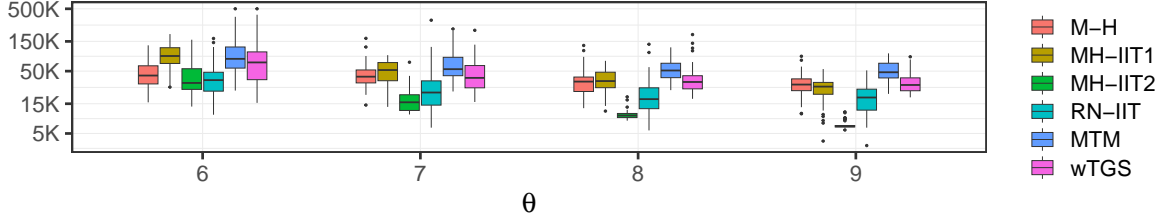


Figure 7: Box plot for the number of evaluations of π (truncated at 500K) needed to accurately approximate π in Example F.2 with $p = 500$. Each box represents 50 runs. MH-IIT-1: Algorithm 6 with $h(r) = 1 \wedge r$; MH-IIT-2: Algorithm 6 with h_c in (9). The other algorithms are the same as in Figure 6.

Remark F.1. Equivalently, we can express h_c by

$$h_c(r) = \begin{cases} 1, & \text{if } r \geq e^c, \\ re^{-c}, & \text{if } 1 \leq r < e^c, \\ e^{-c}, & \text{if } e^{-c} < r < 1, \\ r, & \text{if } r \leq e^{-c}. \end{cases}$$

It is straightforward to check that h_c is indeed a balancing function for any $c \geq 0$. When $c = 0$, we get $h_c(r) = 1 \wedge r$. As $c \rightarrow \infty$, we get $e^c h_c(r) = 1 \vee r$. Hence, a larger c implies more aggressive behavior of the corresponding informed proposal.

According to the definition of π in Example F.2, for any $x \in \mathcal{X}$ and $y \in \mathcal{N}_x$, we have $|\log \frac{\pi(y)}{\pi(x)}| \geq \theta$. Hence, for this particular example, using $c = 0$, $c = \theta$, or any other value in $(0, \theta)$ does not make a difference. In particular, if $x_1 = 0$, according to the definition of π , we have

$$\frac{\pi(y)}{\pi(x)} = \begin{cases} \exp(\theta), & \text{if } y \in \mathcal{N}_x, \|y\|_1 = \|x\|_1 + 1, y_1 = 0, \\ \exp(2\theta(p - \|x\|_1)), & \text{if } y \in \mathcal{N}_x, y_1 = 1. \end{cases}$$

Hence, using h_c with $c > \theta$ encourages the sampler to add the first covariate to x in this case. Of course, in practice, we usually do not have much knowledge about π for tuning the parameter c . The primary purpose of this simulation study is to illustrate that for MH-IIT schemes, it is often desirable to use a balancing function more aggressive than the default one, $h(r) = 1 \wedge r$.

F.1.3 Simulation Results for Example F.3

We set $p = 200$ in our simulation study and let F be the vector-valued function given by $F(x) = (\|x - x_{(1)}^*\|_1, \|x - x_{(2)}^*\|_1)$. We consider six MCMC samplers investigated in Example F.1, initialized at $x^{(0)} = (0, \dots, 0)$. Regarding the parameter settings, the only difference is that we now use $m = 40$ for RN-IIT, since $p = 200$ in this example while $p = 500$ in Example F.1.

Figure 8 shows the number of evaluations of π needed to achieve $d(\pi, \hat{\pi}_T; F) \leq 0.5$. The performance of uninformed MH quickly deteriorates as θ increases, while the performance of IIT methods remains relatively stable. We note that, unlike in the other two examples, wTGS has very good performance in this bimodal setting. Indeed, when $p_1 = 20$, wTGS has the best performance once θ becomes sufficiently large. We provide an intuitive explanation here. Observe that a sampler can move from $x_{(1)}^*$ to $x_{(2)}^*$ by either removing the first covariate from $x_{(1)}^*$ or adding the second

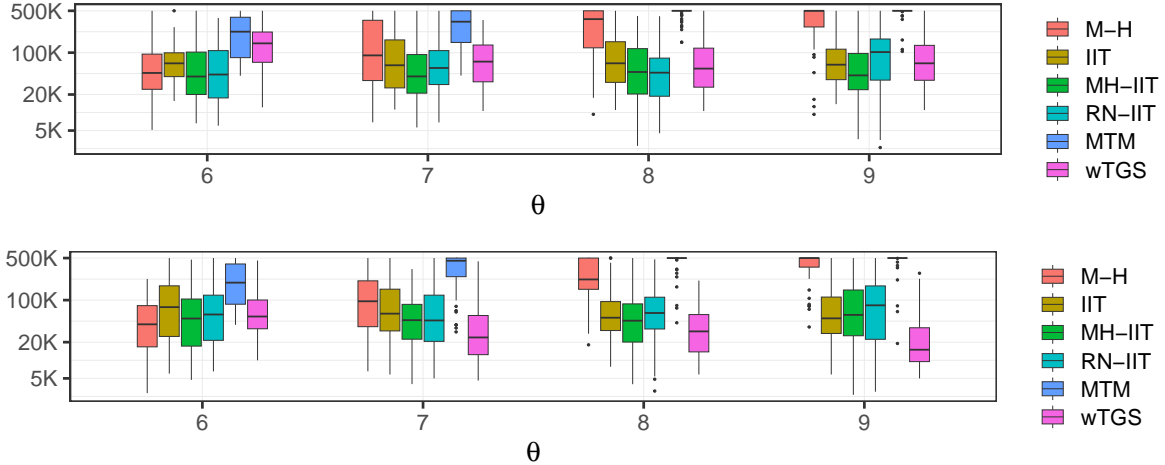


Figure 8: Box plot for the number of evaluations of π (truncated at 500K) needed to accurately approximate π in Example F.3 with $p = 200$. Top panel: $p_1 = 50$; bottom panel: $p_1 = 20$. Each box represents 50 runs. MH: uninformed MH; IIT: Algorithm 2; MH-IIT: Algorithm 6; RN-IIT Algorithm 3; MTM: the method of Chang et al. [2022]; wTGS: the method of Zanella and Roberts [2019].

covariate to $x_{(1)}^*$. When $p_1 \ll p$, it is much easier for the sampler to remove the right covariate than to add the right one. Compared to IIT methods, the informed proposal used by wTGS favors removing covariates from $x_{(1)}^*$, which makes wTGS able to move between the two local modes more easily than IIT methods.

F.2 Additional Details for the Variable Selection Simulation

Here we provide more details for the simulation study visualized in Fig. 2 in the main text. This study considers the following nine MCMC samplers. M-H, IIT, RN-IIT, MTM, and wTGS are the same as in Example F.1. In particular, the parameter m in RN-IIT and the number of tries in MTM are set to 100, and for IIT, RN-IIT, and MTM, the balancing function is $h(r) = \sqrt{r}$. For the two MH-IIT methods, we fix $\rho = 0.0025$. For MH-IIT-1, we use the conservative balancing function $h(r) = \min\{1, r\}$, and for MH-IIT-2, we use the balancing function h defined in (F.1) with $c = 8$. For HBS, we utilize the code provided in Zanella and Roberts [2019], which considers a Hamming ball with radius 1 centered at the current model in each iteration. For LIT-MH, we use the parameter setting of the LIT-MH-2 algorithm presented in Zhou et al. [2022a].

References

- David Aldous and Jim Fill. Reversible Markov chains and random walks on graphs, 2002. URL <https://www.stat.berkeley.edu/~aldous/RWG/book.html>.
- Hans C Andersen and Persi Diaconis. Hit and run as a unifying device. *Journal de la Société Française de Statistique*, 148(4):5–28, 2007.
- Charly Andral, Randal Douc, Hugo Marival, and Christian P Robert. The importance Markov chain. *arXiv preprint arXiv:2207.08271*, 2022.
- Christophe Andrieu and Gareth O Roberts. The pseudo-marginal approach for efficient Monte Carlo computations. *The Annals of Statistics*, 37(2):697–725, 2009.
- Christophe Andrieu and Matti Vihola. Convergence properties of pseudo-marginal Markov chain Monte Carlo algorithms. *Annals of Applied Probability*, 25(2):1030–1077, 2015.
- Yves F Atchadé and François Perron. Improving on the independent Metropolis–Hastings algorithm. *Statistica Sinica*, 15(1):3–18, 2005.
- Anthony Alfred Barker. Monte Carlo calculations of the radial distribution functions for a proton-electron plasma. *Australian Journal of Physics*, 18(2):119–134, 1965.
- Luke Bornn, Natesh S Pillai, Aaron Smith, and Dawn Woodard. The use of a single pseudo-sample in approximate Bayesian computation. *Statistics and Computing*, 27:583–590, 2017.
- Alfred B Bortz, Malvin H Kalos, and Joel L Lebowitz. A new algorithm for Monte Carlo simulation of Ising spin systems. *Journal of Computational Physics*, 17(1):10–18, 1975.
- Pierre Brémaud. *Markov chains: Gibbs fields, Monte Carlo simulation, and queues*, volume 31. Springer Science & Business Media, 2013.
- George Casella and Christian P Robert. Rao-Blackwellisation of sampling schemes. *Biometrika*, 83(1):81–94, 1996.
- Hyunwoong Chang, Changwoo J Lee, Zhao Tang Luo, Huiyan Sang, and Quan Zhou. Rapidly mixing multiple-try Metropolis algorithms for model selection problems. In *Advances in Neural Information Processing Systems*, 2022.
- Sigeng Chen, Jeffrey S Rosenthal, Aki Dote, Hirotaka Tamura, and Ali Sheikholeslami. Sampling via rejection-free partial neighbor search. *Communications in Statistics-Simulation and Computation*, pages 1–29, 2023.
- Radu V Craiu and Christiane Lemieux. Acceleration of the multiple-try Metropolis algorithm using antithetic and stratified sampling. *Statistics and computing*, 17:109–120, 2007.
- Jesper Dall and Paolo Sibani. Faster Monte Carlo simulations at low temperatures. The waiting time method. *Computer physics communications*, 141(2):260–267, 2001.
- George Deligiannidis and Anthony Lee. Which ergodic averages have finite asymptotic variance? *Annals of Applied Probability*, 28(4):2309–2334, 2018.

- Randal Douc and Christian P Robert. A vanilla Rao–Blackwellization of Metropolis–Hastings algorithms. *The Annals of Statistics*, 39(1):261–277, 2011.
- Randal Douc, Eric Moulines, Pierre Priouret, and Philippe Soulier. *Markov chains*. Springer, 2018.
- Jordan Franks and Matti Vihola. Importance sampling correction versus standard averages of reversible MCMCs in terms of the asymptotic variance. *Stochastic Processes and their Applications*, 130(10):6157–6183, 2020.
- Philippe Gagnon, Florian Maire, and Giacomo Zanella. Improving multiple-try Metropolis with local balancing. *arXiv preprint arXiv:2211.11613*, 2022.
- Robert Gramacy, Richard Samworth, and Ruth King. Importance tempering. *Statistics and Computing*, 20(1):1–7, 2010.
- Will Grathwohl, Kevin Swersky, Milad Hashemi, David Duvenaud, and Chris Maddison. Oops i took a gradient: Scalable sampling for discrete distributions. In *International Conference on Machine Learning*, pages 3831–3841. PMLR, 2021.
- Jim E Griffin, Krzysztof G Łatuszyński, and Mark FJ Steel. In search of lost mixing time: adaptive Markov chain Monte Carlo schemes for Bayesian variable selection with very large p . *Biometrika*, 108(1):53–69, 2021.
- Yongtao Guan and Matthew Stephens. Bayesian variable selection regression for genome-wide association studies and other large-scale problems. *The Annals of Applied Statistics*, 5(3):1780–1815, 2011.
- Firas Hamze and Nando de Freitas. Large-flip importance sampling. In *Proceedings of the Twenty-Third Conference on Uncertainty in Artificial Intelligence*, pages 167–174, 2007.
- W Keith Hastings. Monte Carlo sampling methods using Markov chains and their applications. *Biometrika*, 57(1):97–109, 04 1970.
- George Iliopoulos and Sonia Malefaki. Variance reduction of estimators arising from Metropolis–Hastings algorithms. *Statistics and Computing*, 23:577–587, 2013.
- Pierre Jacob, Christian P Robert, and Murray H Smith. Using parallel computation to improve independent Metropolis–Hastings based estimation. *Journal of Computational and Graphical Statistics*, 20(3):616–635, 2011.
- Christopher Jennison. Discussion on the meeting on the Gibbs sampler and other Markov chain Monte Carlo methods. *Journal of the Royal Statistical Society, Series B (Statistical Methodology)*, 55:54–56, 1993.
- Anthony Lee and Krzysztof Łatuszyński. Variance bounding and geometric ergodicity of Markov chain Monte Carlo kernels for approximate Bayesian computation. *Biometrika*, 101(3):655–671, 2014.
- Anthony Lee, Christopher Yau, Michael B Giles, Arnaud Doucet, and Christopher C Holmes. On the utility of graphics cards to perform massively parallel simulation of advanced Monte Carlo methods. *Journal of Computational and Graphical Statistics*, 19(4):769–789, 2010.

- Faming Liang. Dynamically weighted importance sampling in Monte Carlo computation. *Journal of the American Statistical Association*, 97(459):807–821, 2002.
- Jun S Liu, Faming Liang, and Wing Hung Wong. The multiple-try method and local optimization in Metropolis sampling. *Journal of the American Statistical Association*, 95(449):121–134, 2000.
- Jun S Liu, Faming Liang, and Wing Hung Wong. A theory for dynamic weighting in Monte Carlo computation. *Journal of the American Statistical Association*, 96(454):561–573, 2001.
- Samuel Livingstone and Giacomo Zanella. The Barker proposal: Combining robustness and efficiency in gradient-based mcmc. *Journal of the Royal Statistical Society. Series B, Statistical Methodology*, 84(2):496, 2022.
- Jean-Michel Marin, Pierre Pudlo, Christian P Robert, and Robin J Ryder. Approximate Bayesian computational methods. *Statistics and computing*, 22(6):1167–1180, 2012.
- Iain Murray, Zoubin Ghahramani, and David JC MacKay. MCMC for doubly-intractable distributions. In *Proceedings of the Twenty-Second Conference on Uncertainty in Artificial Intelligence*, pages 359–366, 2006.
- Peter H Peskun. Optimum Monte-Carlo sampling using Markov chains. *Biometrika*, 60(3):607–612, 1973.
- Samuel Power and Jacob Vorstrup Goldman. Accelerated sampling on discrete spaces with non-reversible Markov processes. *arXiv preprint arXiv:1912.04681*, 2019.
- Jeffrey S Rosenthal, Aki Dote, Keivan Dabiri, Hirotaka Tamura, Sigeng Chen, and Ali Sheikholeslami. Jump Markov chains and rejection-free Metropolis algorithms. *Computational Statistics*, pages 1–23, 2021.
- Daniel Rudolf and Björn Sprungk. On a Metropolis–Hastings importance sampling estimator. *Electronic Journal of Statistics*, 14(1):857–889, 2020.
- Sujit K Sahu and Anatoly A Zhigljavsky. Self-regenerative Markov chain Monte Carlo with adaptation. *Bernoulli*, 9(3):395–422, 2003.
- Ingmar Schuster and Ilja Klebanov. Markov chain importance sampling — a highly efficient estimator for MCMC. *Journal of Computational and Graphical Statistics*, pages 1–9, 2020.
- Chris Sherlock, Alexandre H Thiery, and Anthony Lee. Pseudo-marginal Metropolis–Hastings sampling using averages of unbiased estimators. *Biometrika*, 104(3):727–734, 2017.
- Aixin Tan, Hani Doss, and James P Hobert. Honest importance sampling with multiple Markov chains. *Journal of Computational and Graphical Statistics*, 24(3):792–826, 2015.
- Michalis K Titsias and Christopher Yau. The Hamming ball sampler. *Journal of the American Statistical Association*, 112(520):1598–1611, 2017.
- Matti Vihola, Jouni Helske, and Jordan Franks. Importance sampling type estimators based on approximate marginal Markov chain Monte Carlo. *Scandinavian Journal of Statistics*, 47(4):1339–1376, 2020.

- Xiaodong Yang and Jun S Liu. Convergence rate of multiple-try Metropolis independent sampler. *arXiv preprint arXiv:2111.15084*, 2021.
- Yun Yang, Martin J Wainwright, and Michael I Jordan. On the computational complexity of high-dimensional Bayesian variable selection. *The Annals of Statistics*, 44(6):2497–2532, 2016.
- Giacomo Zanella. Informed proposals for local MCMC in discrete spaces. *Journal of the American Statistical Association*, 115(530):852–865, 2020.
- Giacomo Zanella and Gareth Roberts. Scalable importance tempering and Bayesian variable selection. *Journal of the Royal Statistical Society Series B*, 81(3):489–517, 2019.
- Quan Zhou and Yongtao Guan. Fast model-fitting of Bayesian variable selection regression using the iterative complex factorization algorithm. *Bayesian Analysis*, 14(2):573, 2019.
- Quan Zhou and Aaron Smith. Rapid convergence of informed importance tempering. In *International Conference on Artificial Intelligence and Statistics*, pages 10939–10965. PMLR, 2022.
- Quan Zhou, Jun Yang, Dootika Vats, Gareth O Roberts, and Jeffrey S Rosenthal. Dimension-free mixing for high-dimensional Bayesian variable selection. *Journal of the Royal Statistical Society: Series B*, 2022a. doi: 10.1111/rssb.12546.
- Quan Zhou, Jun Yang, Dootika Vats, Gareth O Roberts, and Jeffrey S Rosenthal. Dimension-free mixing for high-dimensional bayesian variable selection. *Journal of the Royal Statistical Society Series B: Statistical Methodology*, 84(5):1751–1784, 2022b.