

# Ranking from Pairwise Comparisons in General Graphs and Graphs with Locality

Yanxi Chen\*

April 17, 2023

## Abstract

This technical report studies the problem of ranking from pairwise comparisons in the classical Bradley-Terry-Luce (BTL) model, with a focus on score estimation. For general graphs, we show that, with sufficiently many samples, maximum likelihood estimation (MLE) achieves an entrywise estimation error matching the Cramér-Rao lower bound, which can be stated in terms of effective resistances; the key to our analysis is a connection between statistical estimation and iterative optimization by preconditioned gradient descent. We are also particularly interested in graphs with locality, where only nearby items can be connected by edges; our analysis identifies conditions under which locality does not hurt, i.e. comparing the scores between a pair of items that are far apart in the graph is nearly as easy as comparing a pair of nearby items. We further explore divide-and-conquer algorithms that can provably achieve similar guarantees even in the regime with the sparsest samples, while enjoying certain computational advantages. Numerical results validate our theory and confirm the efficacy of the proposed algorithms.

**Keywords:** Bradley-Terry-Luce model, pairwise comparisons, entrywise errors, graphs with locality

## Contents

<b>1</b>	<b>Introduction</b>	<b>2</b>
1.1	Main contributions	3
1.2	Related works	4
1.3	Notation	4
<b>2</b>	<b>Preliminaries</b>	<b>4</b>
2.1	Classical algorithms for the BTL model	4
2.2	Graph Laplacian and effective resistances	5
2.3	Error metrics	7
<b>3</b>	<b>Classical algorithms</b>	<b>7</b>
3.1	MLE in general graphs	7
3.2	MLE in graphs with locality	9
3.3	Proof of Theorem 1	9
3.4	Proof of Corollary 1	12
3.5	Does the spectral method work?	14

---

\*Department of Electrical and Computer Engineering, Princeton University, Princeton, NJ 08544, USA; email: yxchen0@gmail.com.

<b>4</b>	<b>Divide-and-conquer algorithms</b>	<b>15</b>
4.1	DC-overlap: divide and conquer with overlapping subgraphs . . . . .	15
4.2	Analysis of DC-overlap . . . . .	16
4.2.1	Error decomposition . . . . .	16
4.2.2	Implications for graphs with locality . . . . .	17
4.3	Solving MLE by projected gradient descent . . . . .	20
4.4	DC-community: divide and conquer with communities . . . . .	21
<b>5</b>	<b>Numerical experiments</b>	<b>23</b>
5.1	MLE and the spectral method . . . . .	23
5.2	MLE and DC-overlap . . . . .	23
5.3	Solving MLE by various methods . . . . .	24
<b>6</b>	<b>Discussion</b>	<b>26</b>
<b>A</b>	<b>Deferred proofs</b>	<b>26</b>
A.1	Proof of Lemma 1 . . . . .	26
A.1.1	Part 1 . . . . .	26
A.1.2	Part 2 . . . . .	26
<b>B</b>	<b>Miscellaneous results</b>	<b>28</b>

# 1 Introduction

We study the problem of ranking from pairwise comparisons in the Bradley-Terry-Luce (BTL) model [Zer29, BT52, Luc12]. Consider  $n$  items with ground-truth scores  $\theta^* \in \mathbb{R}^n$ , and a general connected graph  $G = (V, E)$  with  $n = |V|$  nodes; throughout this technical report, we always consider undirected graphs, and assume without loss of generality that  $\langle \theta^*, \mathbf{1}_n \rangle = \sum_{1 \leq i \leq n} \theta_i^* = 0$ . Suppose that  $\theta^*$  has a finite dynamic range both globally and locally, i.e. there exist some  $\kappa \geq \kappa_E \geq 1$  such that

$$\max_{1 \leq i < j \leq n} |\theta_i^* - \theta_j^*| \leq \log \kappa \quad \text{and} \quad \max_{(i,j) \in E} |\theta_i^* - \theta_j^*| \leq \log \kappa_E. \quad (1)$$

Denote the sigmoid function  $\sigma$  as  $\sigma(x) = 1/(1 + e^{-x})$ . For each edge  $(i, j) \in E, i < j$ , we collect  $L_{i,j}$  independent Bernoulli random samples, which leads to the dataset

$$\{y_{i,j}^{(\ell)}, 1 \leq \ell \leq L_{i,j}\}_{(i,j) \in E, i < j}, \quad \text{where} \quad \mathbb{P}(y_{i,j}^{(\ell)} = 1) = 1 - \mathbb{P}(y_{i,j}^{(\ell)} = 0) = \sigma(\theta_i^* - \theta_j^*).$$

It is assumed that  $y_{i,j}^{(\ell)} = 1 - y_{j,i}^{(\ell)}$  for all  $(i, j) \in E$ . We also denote the sufficient statistics as

$$y_{i,j} := \frac{1}{L_{i,j}} \sum_{1 \leq \ell \leq L_{i,j}} y_{i,j}^{(\ell)} = 1 - y_{j,i}, \quad (i, j) \in E.$$

Our goal is to accurately estimate the ground-truth scores  $\theta^*$ , based on the data  $\{y_{i,j}^{(\ell)}\}$  or  $\{y_{i,j}\}$ .

There has been a vast literature on the BTL model; in particular, statistical guarantees for the special case of Erdős-Rényi graphs have been extensively studied. In contrast, the literature on *entrywise* estimation errors for *general graphs* is relatively sparse, and falls short of correctly capturing the underlying structures of the problem with tight error bounds; see Section 1.2 for a more detailed discussion of prior works. Moreover, real-world graphs often exhibit *locality* [CKST16], i.e. it is only possible to obtain measurements for a pair of items that are nearby in some physical space; such a setting has been absent from the literature of the BTL model. For concreteness, we consider 1D/2D grids with  $n$  nodes, radius  $r$  and edge sampling probability  $p$ , formally defined as Grid1D/Grid2D in Definition 1 and visualized in Figure 1. Throughout this work, we will use the notions of 1D/2D grids and Grid1D/Grid2D interchangeably. It is worth noting that much of our analysis in this work can be extended to other graphs with locality, such as random geometric graphs or graphs with community structures.

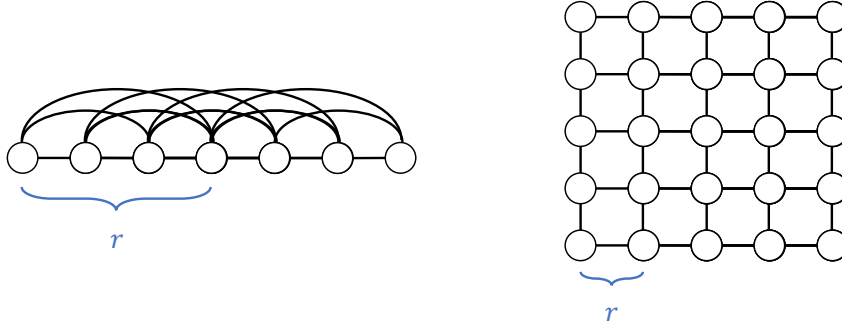


Figure 1: A visualization of graphs with locality. Left:  $\text{Grid1D}(n = 7, r = 3, p = 1)$ . Right:  $\text{Grid2D}(n = 25, r = 1, p = 1)$ .

**Definition 1.** We define 1D and 2D grids as follows.

- $\text{Grid1D}(n, r, p)$ : nodes can be indexed by  $\{1, 2, \dots, n\}$ , such that  $(i, j) \in E$  with probability  $p$  if  $|i - j| \leq r$ , and  $(i, j) \notin E$  otherwise.
- $\text{Grid2D}(n, r, p)$ : nodes can be indexed by  $\{\mathbf{i} = (i_1, i_2) : 1 \leq i_1, i_2 \leq \sqrt{n}\}$ , such that  $(\mathbf{i}, \mathbf{j}) \in E$  with probability  $p$  if  $|i_1 - j_1| + |i_2 - j_2| \leq r$ , and  $(\mathbf{i}, \mathbf{j}) \notin E$  otherwise.

## 1.1 Main contributions

Our main contributions in this work are two-fold.

1. For general graphs, we show that the classical maximum likelihood estimation (MLE) method, with sufficiently many samples, achieves an entrywise estimation error that matches the Cramér-Rao lower bound, up to a factor of  $\tilde{O}(\sqrt{\kappa_E})$  and certain residual terms. More specifically, denoting  $\boldsymbol{\theta}^{\text{MLE}}$  as the MLE solution, we have for all  $1 \leq k < \ell \leq n$ ,

$$\left| (\theta_k^{\text{MLE}} - \theta_\ell^{\text{MLE}}) - (\theta_k^* - \theta_\ell^*) \right| \leq \tilde{O}\left(\sqrt{\kappa_E \Omega_{k,\ell}(\mathbf{L}_z)}\right) + \text{residual terms},$$

where  $\mathbf{L}_z = \nabla^2 \mathcal{L}(\boldsymbol{\theta}^*)$  is a graph Laplacian matrix, and  $\Omega_{k,\ell}(\mathbf{L}_z) = (\mathbf{e}_k - \mathbf{e}_\ell)^\top \mathbf{L}_z^\dagger (\mathbf{e}_k - \mathbf{e}_\ell)$  can be interpreted as the effective resistance between a pair of nodes  $(k, \ell)$  in a weighted graph; see Theorem 1 for the formal statement. Note that we only require  $\kappa_E$  to be finite, without any assumption on the global dynamic range  $\kappa$  defined in (1); as we will see, this implies potential disadvantages of the spectral method, another classical algorithm for the BTL model.

2. For graphs with locality, in particular  $\text{Grid1D}/\text{Grid2D}(n, r, p)$ , we readily obtain guarantees for MLE by specifying the effective resistances in the previous result; however, it remains an open problem to prove that MLE achieves such guarantees in the *sparsest regime*, namely  $L_{i,j} \geq 1$ , and  $rp \geq \tilde{\Omega}(1)$  for  $\text{Grid1D}$  or  $r^2 p \geq \tilde{\Omega}(1)$  for  $\text{Grid2D}$ . We further explore divide-and-conquer algorithms, which not only enjoy certain computational benefits, but also achieve near-optimal entrywise estimation errors in the sparsest regime; specifically, assuming that  $\kappa_E \lesssim 1$  and  $L_{i,j} = L$  for all  $(i, j) \in E$ , the output solution  $\boldsymbol{\theta}$  satisfies for all  $1 \leq k < \ell \leq n$ ,

$$\left| (\theta_k - \theta_\ell) - (\theta_k^* - \theta_\ell^*) \right| \leq \begin{cases} \tilde{O}\left(\sqrt{\frac{n}{r^2} + 1} \sqrt{\frac{1}{rpL}}\right) + \text{residual terms} & \text{for Grid1D}(n, r, p), \\ \tilde{O}\left(\sqrt{\frac{\log n}{r^2} + 1} \sqrt{\frac{1}{r^2 pL}}\right) + \text{residual terms} & \text{for Grid2D}(n, r, p). \end{cases}$$

One surprising implication is that *locality does not hurt*, as long as the radius  $r$  satisfies  $r \gtrsim \sqrt{n}$  for  $\text{Grid1D}$ , or  $r \gtrsim \sqrt{\log n}$  for  $\text{Grid2D}$ ; in other words, comparing the scores between a pair of items that are far apart in the graph is nearly as easy as comparing a pair of nearby items.

As a byproduct of our analysis, we design two iterative methods for solving the MLE optimization problem, namely preconditioned gradient descent (Remark 3) and projected gradient descent with re-parameterization (Algorithm 4), which enjoy fast convergence. In contrast, standard methods for finding the MLE solution (including gradient descent, coordinate descent, minorization-maximization, etc.) are decentralized in nature, and thus doomed to suffer from slow convergence especially in graphs with locality. Finally, our theoretical studies are validated with numerical experiments.

## 1.2 Related works

There has been a vast literature on ranking from pairwise comparisons in the past decades; see e.g. [FJ57, YYX12, CS15, CFMW19, HYTC20, GSZ21, CGZ22a, CGZ22b, BR22, HOS19, HOS20, Hum04, LSR22, LFL22, NOS12, SBB<sup>+</sup>16, SY99, VYZ22, WSR20] and the references therein. In the following, we focus our discussion on the papers that are most related to our work.

Two classical algorithms for the Bradley-Terry-Luce (BTL) model, namely maximum likelihood estimation (MLE) and the spectral method (i.e. Rank Centrality [NOS12]), have been intensively studied. For example, [CFMW19] considered Erdős-Rényi graphs, and showed that both regularized MLE and the spectral method achieve optimal entrywise estimation errors with the sparsest samples. In particular, the statistical errors of MLE were analyzed based on the dynamics of an iterative optimization algorithm; this technique will inspire our analysis for MLE in general graphs. [GSZ21] also considered Erdős-Rényi graphs, and studied uncertainty quantification for both MLE and the spectral method in the sparsest regime; more specifically, it was shown that the error vector  $\boldsymbol{\theta} - \boldsymbol{\theta}^*$  (where  $\boldsymbol{\theta}$  is the solution of either algorithm) can be decomposed into the sum of a main term and a low-order term, where the main term can be written explicitly as a linear combination of independent noise terms  $\{y_{i,j} - \sigma(\theta_i^* - \theta_j^*)\}_{(i,j) \in E, i < j}$ . Other aspects of the MLE solution, e.g. its existence and uniqueness [FJ57, SY99, YYX12, HYTC20, BR22], bias [WSR20], asymptotic normality [WJN22, LFL22], etc., have also been studied in the literature.

Regarding  $\ell_2$  and  $\ell_\infty$  estimation errors in the BTL model with general graphs, results from existing works (e.g. [SBB<sup>+</sup>16, LSR22]) mostly depend on spectral gaps of certain graph Laplacian matrices, which fail to capture the correct error rates. Two exceptions are [HOS19, HOS20], which identified effective resistances [DS84, CRR<sup>+</sup>96, ESVM<sup>+</sup>11] as the relevant parameters for estimation errors in the BTL model. These works studied (weighted) least-squares algorithms with theoretical guarantees on some variant of  $\ell_2$  errors, although their analysis can be readily adapted to give  $\ell_\infty$  error bounds. On the downside, (weighted) least-squares algorithms fail to work with sparse samples (not just in theory but also in practice), because such algorithms require calculating  $\sigma^{-1}(y_{i,j})$  explicitly for each edge  $(i, j) \in E$ , which is feasible only when there are sufficiently many samples on each edge (so that  $y_{i,j} \notin \{0, 1\}$ ).

## 1.3 Notation

Given a graph  $G = (V, E)$ , let  $\mathcal{N}(i) = \{j \in V : (i, j) \in E\}$  denote the set of neighbors of node  $i$ . Let  $\mathbf{e}_i \in \mathbb{R}^n$  denote the  $n$ -dimensional one-hot vector, with value 1 on the  $i$ -th entry and 0 elsewhere. For a vector  $\mathbf{x}$  and a symmetric matrix  $\mathbf{M} \succcurlyeq \mathbf{0}$ , define the norm  $\|\mathbf{x}\|_{\mathbf{M}} := \sqrt{\mathbf{x}^\top \mathbf{M} \mathbf{x}}$ . For a symmetric matrix  $\mathbf{M}$  with a compact eigendecomposition  $\mathbf{M} = \mathbf{U} \boldsymbol{\Lambda} \mathbf{U}^\top$ , its pseudo-inverse is defined by  $\mathbf{M}^\dagger = \mathbf{U} \boldsymbol{\Lambda}^{-1} \mathbf{U}^\top$ . For a vector  $\mathbf{x}$ , let  $\exp(\mathbf{x}), \log(\mathbf{x})$ , etc. be vectors of the same size, where the operation is applied to  $\mathbf{x}$  in an entrywise manner. The notion of  $f_n \lesssim g_n$  or  $f_n = O(g_n)$  means there exists a universal constant  $C > 0$  such that  $f_n \leq C g_n$  for any  $n \geq 1$ ;  $f_n \gtrsim g_n$  or  $f_n = \Omega(g_n)$  is equivalent to  $g_n \lesssim f_n$ ;  $f_n \asymp g_n$  or  $f_n = \Theta(g_n)$  means  $f_n \gtrsim g_n$  and  $g_n \gtrsim f_n$  both hold. The notion of  $\tilde{O}, \tilde{\Omega}, \tilde{\Theta}$  has the same meaning as  $O, \Omega, \Theta$ , except that logarithmic terms are hidden.

# 2 Preliminaries

## 2.1 Classical algorithms for the BTL model

The gold-standard method for score estimation in the BTL model is maximum likelihood estimation (MLE), which is summarized in Algorithm 1. It aims to find a solution  $\boldsymbol{\theta}$  that minimizes the negative log-likelihood

---

**Algorithm 1:** Maximum likelihood estimation
 

---

- 1 **Input:** graph  $G = (V, E)$ , data  $\{y_{i,j}, L_{i,j}\}_{(i,j) \in E, i < j}$ .
- 2 Solve the following optimization problem:

$$\min_{\boldsymbol{\theta} \in \mathbb{R}^n: \boldsymbol{\theta}^\top \mathbf{1}_n = 0} \mathcal{L}(\boldsymbol{\theta}) = \sum_{(i,j) \in E, i < j} L_{i,j} \left( -y_{i,j}(\theta_i - \theta_j) + \log(1 + e^{\theta_i - \theta_j}) \right).$$

- 3 **Output:** the solution  $\boldsymbol{\theta} \in \mathbb{R}^n$ .
- 

function  $\mathcal{L}(\boldsymbol{\theta})$ , which is a convex optimization problem [CFMW19]:

$$\begin{aligned} \min_{\boldsymbol{\theta} \in \mathbb{R}^n: \boldsymbol{\theta}^\top \mathbf{1}_n = 0} \mathcal{L}(\boldsymbol{\theta}) &:= \sum_{(i,j) \in E, i < j} \sum_{1 \leq \ell \leq L_{i,j}} \left( -y_{i,j}^{(\ell)}(\theta_i - \theta_j) + \log(1 + e^{\theta_i - \theta_j}) \right) \\ &= \sum_{(i,j) \in E, i < j} L_{i,j} \left( -y_{i,j}(\theta_i - \theta_j) + \log(1 + e^{\theta_i - \theta_j}) \right). \end{aligned} \quad (2)$$

The first form of  $\mathcal{L}(\boldsymbol{\theta})$  will be useful for our theoretical analysis, while the second form is more efficient for the practical implementation of MLE. The gradient and Hessian of  $\mathcal{L}(\boldsymbol{\theta})$  are

$$\nabla \mathcal{L}(\boldsymbol{\theta}) = \sum_{(i,j) \in E, i < j} \sum_{1 \leq \ell \leq L_{i,j}} \left( \sigma(\theta_i - \theta_j) - y_{i,j}^{(\ell)} \right) (\mathbf{e}_i - \mathbf{e}_j) = \sum_{(i,j) \in E, i < j} L_{i,j} \left( \sigma(\theta_i - \theta_j) - y_{i,j} \right) (\mathbf{e}_i - \mathbf{e}_j), \quad (3a)$$

$$\nabla^2 \mathcal{L}(\boldsymbol{\theta}) = \sum_{(i,j) \in E, i < j} L_{i,j} \sigma'(\theta_i - \theta_j) (\mathbf{e}_i - \mathbf{e}_j)(\mathbf{e}_i - \mathbf{e}_j)^\top. \quad (3b)$$

Below is a classical condition ensuring that the loss function (2) admits a unique and finite minimizer.

**Proposition 1** ([FJ57], stated with our notation). *The optimization problem (2) admits a unique and finite minimizer, if and only if the following holds: for any disjoint partition  $\Omega_1 \cup \Omega_2 = \{1, \dots, n\}$  with  $|\Omega_1|, |\Omega_2| \geq 1$ , there exist some  $(i, j) \in (\Omega_1 \times \Omega_2) \cap E$  such that  $y_{i,j}^{(\ell)} = 1$  for some  $1 \leq \ell \leq L_{i,j}$ .*

Besides MLE, another popular algorithm is the spectral method, which is also called Rank Centrality [NOS12]. It computes the stationary distribution  $\boldsymbol{\pi}$  of a stochastic matrix  $\mathbf{P} \in \mathbb{R}^{n \times n}$  (i.e.  $\boldsymbol{\pi}^\top = \boldsymbol{\pi}^\top \mathbf{P}$ ) defined as follows:

$$\text{for each } i, \quad P_{i,j} = \begin{cases} \frac{1}{d} y_{j,i} & \text{if } j \in \mathcal{N}(i), \\ 1 - \frac{1}{d} \sum_{k \in \mathcal{N}(i)} y_{k,i} & \text{if } j = i, \\ 0 & \text{otherwise;} \end{cases}$$

here, the parameter  $d > 0$  is chosen such that  $\mathbf{P}$  has nonnegative entries. With infinite samples, one can check that  $\boldsymbol{\pi}^* = \exp(\boldsymbol{\theta}^*)$  is exactly the stationary distribution of  $\mathbf{P}$ . Therefore, with sufficiently many samples,  $\boldsymbol{\pi}$  is a good estimation of  $\boldsymbol{\pi}^*$ , and thus  $\log \boldsymbol{\pi}$  serves as an estimation of  $\boldsymbol{\theta}^*$ . This method is summarized in Algorithm 2.

## 2.2 Graph Laplacian and effective resistances

Consider a connected undirected graph  $G = (V, E)$  with a weighted graph Laplacian

$$\mathbf{L} := \mathbf{D} - \mathbf{A} = \sum_{(i,j) \in E, i < j} C_{i,j} (\mathbf{e}_i - \mathbf{e}_j)(\mathbf{e}_i - \mathbf{e}_j)^\top,$$

where  $\mathbf{A}$  is a weighted adjacency matrix,  $\mathbf{D}$  is a diagonal matrix containing the degrees of the nodes, and  $C_{i,j} > 0$  is the weight of edge  $(i, j)$ . It is well known that  $\mathbf{L}$  has rank  $n - 1$ , satisfying  $\mathbf{L} \cdot \mathbf{1}_n = \mathbf{0}$  and  $\mathbf{L}^\dagger \cdot \mathbf{1}_n = \mathbf{0}$ , where  $\mathbf{L}^\dagger$  denotes the pseudo-inverse of  $\mathbf{L}$ . The *effective resistance* (with respect to  $\mathbf{L}$ ) between any pair of nodes  $(k, \ell)$  is defined by

$$\Omega_{k,\ell}(\mathbf{L}) := (\mathbf{e}_k - \mathbf{e}_\ell)^\top \mathbf{L}^\dagger (\mathbf{e}_k - \mathbf{e}_\ell). \quad (4)$$

---

**Algorithm 2:** The spectral method
 

---

- 1 **Input:** graph  $G = (V, E)$ , data  $\{y_{i,j}\}_{(i,j) \in E, i < j}$ , parameter  $d$ .
- 2 Construct a matrix  $\mathbf{P} \in \mathbb{R}^{n \times n}$  as follows:

$$\text{for each } 1 \leq i \leq n, \quad P_{i,j} = \begin{cases} \frac{1}{d} y_{j,i} & \text{if } j \in \mathcal{N}(i), \\ 1 - \frac{1}{d} \sum_{k \in \mathcal{N}(i)} y_{k,i} & \text{if } j = i, \\ 0 & \text{otherwise.} \end{cases}$$

- 3 Let  $\boldsymbol{\pi} \in \mathbb{R}^n$  be the stationary distribution of  $\mathbf{P}$ , and  $\boldsymbol{\theta} = \log \boldsymbol{\pi}$ .
  - 4 **Output:**  $\boldsymbol{\theta} \in \mathbb{R}^n$ .
- 

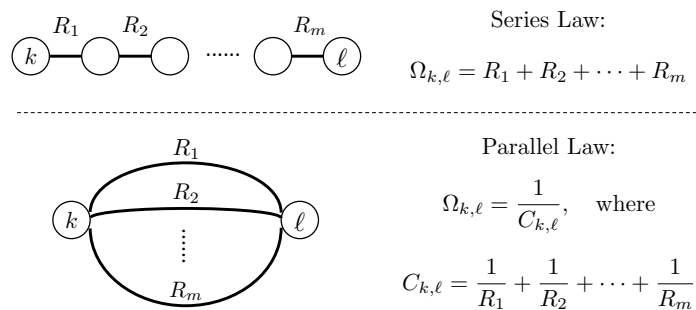


Figure 2: Series/Parallel Law for graph resistances.

The physical interpretation is as follows. The graph can be regarded as an electric network, and the weight  $C_{i,j}$  represents the conductance, or inverse of the resistance  $R_{i,j}$ , on the edge  $(i, j) \in E$ . According to Ohm's law, for any pair of connected nodes  $(i, j) \in E$ , the voltages  $v_i, v_j$  on these nodes and the current (or electric flow)  $I_{i,j}$  on this edge satisfies  $v_i - v_j = I_{i,j} R_{i,j} = I_{i,j} / C_{i,j}$ . In matrix form, this becomes

$$\mathbf{c} = \mathbf{L}\mathbf{v}, \quad \text{or} \quad \mathbf{v} = \mathbf{L}^\dagger \mathbf{c},$$

where  $\mathbf{v} \in \mathbb{R}^n$  denotes the voltages, and  $\mathbf{c} \in \mathbb{R}^n$  denotes the external currents. Therefore, the effective resistance  $\Omega_{k,\ell}(\mathbf{L})$  is simply the difference of voltages  $v_k - v_\ell$  when one unit of external current flows into node  $k$  and out of node  $\ell$ , namely  $\mathbf{c} = \mathbf{e}_k - \mathbf{e}_\ell$ .

Let us collect a few well-known properties of effective resistances, which are standard in graph theory and circuit theory [DS84, ESVM<sup>+</sup>11, LP17, Spi19].

**Fact 1.** *Effective resistances (4) satisfy the following properties:*

- (Series/Parallel Law) Consider  $m$  resistors with resistances  $R_1, \dots, R_m$  and conductances  $C_1, \dots, C_m$ , where  $C_i = 1/R_i$ . If they are connected in series, the effective resistance between two endpoints is  $\Omega = \sum_{i=1}^m R_i$ . If they are connected in parallel, the effective resistance is  $\Omega = 1/C$ , where  $C = \sum_{i=1}^m C_i$ . (See Figure 2 for a visualization.)
- (Rayleigh's Monotonicity Law) Increasing (resp. decreasing) the resistances on any edges of a resistance network will never decrease (resp. increase) the effective resistance between any pair of nodes.
- (Triangle inequality) For three nodes  $a, b, c \in V$ , the effective resistances satisfy  $\Omega_{a,b} \leq \Omega_{a,c} + \Omega_{c,b}$ .

As a warmup exercise, let us utilize some of these properties to prove an upper bound for the effective resistances of a complete graph.

**Fact 2.** *Let  $G = (V, E)$  be a complete graph with  $n$  nodes, and  $\mathbf{L} = \sum_{1 \leq i < j \leq n} C_{i,j} (\mathbf{e}_i - \mathbf{e}_j)(\mathbf{e}_i - \mathbf{e}_j)^\top$  be its weighted graph Laplacian, where  $C_{i,j} \asymp 1$ . Then  $\Omega_{k,\ell}(\mathbf{L}) \lesssim 1/n$  for all  $1 \leq k < \ell \leq n$ .*

*Proof.* Given  $1 \leq k < \ell \leq n$ , consider a graph  $G' = (V, E')$  with  $E' = \{(i, j) : 1 \leq i < j \leq n, i = k \text{ or } j = \ell\}$ , and denote  $\mathbf{L}'$  as its graph Laplacian. Since  $G'$  can be obtained from  $G$  by increasing the resistances on edges  $E \setminus E'$  to infinity, we have  $\Omega_{k,\ell}(\mathbf{L}) \leq \Omega_{k,\ell}(\mathbf{L}')$  according to Rayleigh's Monotonicity Law. Note that in  $G'$ , nodes  $k$  and  $\ell$  are connected by  $\Theta(n)$  parallel paths, each with resistance  $O(1)$ ; therefore, we have  $\Omega_{k,\ell}(\mathbf{L}') \lesssim 1/n$  by the Parallel Law.  $\square$

### 2.3 Error metrics

Denote the error vector as  $\boldsymbol{\delta} = \boldsymbol{\theta} - \boldsymbol{\theta}^*$ , where  $\boldsymbol{\theta} \in \mathbb{R}^n$  is an estimate of the ground-truth scores  $\boldsymbol{\theta}^*$ . To measure the estimation error, metrics commonly used in the literature include the  $\ell_\infty$  error  $\|\boldsymbol{\delta}\|_\infty$  and the  $\ell_2$  error  $\|\boldsymbol{\delta}\|_2$ . One thing to note is that, in the BTL model, the scores can only be identified up to a global shift; in other words, the score vector  $\boldsymbol{\theta}$  is essentially equivalent to  $\boldsymbol{\theta} + c\mathbf{1}_n$  for any scalar value  $c \in \mathbb{R}$ . Therefore, these error metrics are only meaningful under additional assumptions, such as  $\boldsymbol{\delta}^\top \mathbf{1}_n = \sum_{1 \leq i \leq n} \delta_i = 0$ .

In this work, we propose to measure the estimation errors in a *pairwise* manner, using

$$\left\{ |\delta_k - \delta_\ell| \right\}_{1 \leq k < \ell \leq n} \quad \text{and} \quad \max_{1 \leq k < \ell \leq n} |\delta_k - \delta_\ell|.$$

These metrics come with various benefits. (1) They are insensitive to the global shift, i.e.  $\boldsymbol{\theta}$  and  $\boldsymbol{\theta} + c\mathbf{1}_n$  have exactly the same errors. (2) One can obtain a more complete picture of the estimation errors by measuring the pairwise error  $|\delta_k - \delta_\ell|$  for every pair of items  $(k, \ell)$ , which helps to (say) distinguish the hardness of comparing the scores for a pair of items that are nearby or far apart in the graph. (3) As we will see in our analysis, there is a natural correspondance between the pairwise errors  $\{|\delta_k - \delta_\ell|\}$  and the effective resistances  $\{\Omega_{k,\ell}\}$ . (4) With these pairwise errors in place, the standard  $\ell_\infty$  and  $\ell_2$  errors can be easily derived: assuming without loss of generality that  $\boldsymbol{\delta}^\top \mathbf{1}_n = 0$ , one has

$$\begin{aligned} \|\boldsymbol{\delta}\|_\infty &\leq \max_{1 \leq k < \ell \leq n} |\delta_k - \delta_\ell| \leq 2\|\boldsymbol{\delta}\|_\infty, \quad \text{and} \\ \|\boldsymbol{\delta}\|_2^2 &= \frac{1}{n} \boldsymbol{\delta}^\top (n\mathbf{I}_n - \mathbf{1}_n \mathbf{1}_n^\top) \boldsymbol{\delta} = \frac{1}{n} \boldsymbol{\delta}^\top \sum_{k < \ell} (\mathbf{e}_k - \mathbf{e}_\ell)(\mathbf{e}_k - \mathbf{e}_\ell)^\top \boldsymbol{\delta} = \frac{1}{n} \sum_{k < \ell} (\delta_k - \delta_\ell)^2. \end{aligned} \quad (5)$$

## 3 Classical algorithms

In this section, we introduce novel theoretical analyses for  $\ell_\infty$  estimation errors of MLE in general graphs (Section 3.1) and graphs with locality (Section 3.2), along with detailed proofs (Sections 3.3 and 3.4). We also discuss in Section 3.5 why the spectral method might fail to estimate  $\boldsymbol{\theta}^*$  reliably in some cases where MLE succeeds.

### 3.1 MLE in general graphs

Our main results and analysis crucially rely on the following graph Laplacian  $\mathbf{L}_z$ , defined by the Hessian (3b) of  $\mathcal{L}(\boldsymbol{\theta})$  at the ground truth  $\boldsymbol{\theta}^*$ :

$$\mathbf{L}_z := \nabla^2 \mathcal{L}(\boldsymbol{\theta}^*) = \sum_{(i,j) \in E, i < j} L_{i,j} z_{i,j} (\mathbf{e}_i - \mathbf{e}_j)(\mathbf{e}_i - \mathbf{e}_j)^\top, \quad \text{where } z_{i,j} := \sigma'(\theta_i^* - \theta_j^*) > 0. \quad (6)$$

The following theorem provides high-probability guarantees for the  $\ell_\infty$  errors of MLE. Note that the randomness is only over the samples  $\{y_{i,j}^{(\ell)}\}$ .

**Theorem 1.** *Consider the model and assumptions in Section 1. There exist some universal constant  $C_0 > 0$  such that the following holds for any fixed  $0 < \delta < 0.5$ . Let  $\{B_{k,\ell}, Q_{k,\ell}\}_{1 \leq k < \ell \leq n}$  be valid upper bounds of the following quantities:*

$$B_{k,\ell} \geq C_0 \sqrt{\Omega_{k,\ell}(\mathbf{L}_z) \cdot \kappa_E \log\left(\frac{n}{\delta}\right)}, \quad Q_{k,\ell} \geq \sum_{(i,j) \in E, i < j} L_{i,j} B_{i,j}^2 |(\mathbf{e}_k - \mathbf{e}_\ell)^\top \mathbf{L}_z^\dagger (\mathbf{e}_i - \mathbf{e}_j)|, \quad 1 \leq k, \ell \leq n. \quad (7)$$

If  $\{B_{k,\ell}, Q_{k,\ell}\}$  satisfy that

$$Q_{k,\ell} \leq 4B_{k,\ell} \quad \text{for all } (k,\ell) \in E, \quad (8)$$

then with probability at least  $1 - \delta$ , the MLE optimization problem (2) admits a unique and finite minimizer  $\boldsymbol{\theta}^{\text{MLE}}$ , which satisfies the following: for all  $1 \leq k < \ell \leq n$ ,

$$\left| (\theta_k^{\text{MLE}} - \theta_\ell^{\text{MLE}}) - (\theta_k^* - \theta_\ell^*) \right| \leq \begin{cases} B_{k,\ell}, & (k,\ell) \in E, \\ \frac{1}{2}B_{k,\ell} + \frac{1}{8}Q_{k,\ell}, & (k,\ell) \notin E. \end{cases} \quad (9)$$

*Proof outline.* The key idea is to consider the preconditioned gradient descent (PrecondGD) iteration

$$\boldsymbol{\theta}^{t+1} = \boldsymbol{\theta}^t - \eta \mathbf{L}_z^\dagger \nabla \mathcal{L}(\boldsymbol{\theta}^t), \quad t = 0, 1, 2, \dots,$$

with the initialization  $\boldsymbol{\theta}^0 = \boldsymbol{\theta}^*$ . Our analysis consists of two major components. (1) With high probability, the PrecondGD iterations  $\{\boldsymbol{\theta}^t\}$  stay close to  $\boldsymbol{\theta}^*$  for all  $t \geq 0$ , provided a sufficiently small step size  $\eta$ . (2) Conditioned on this, it can be guaranteed that the loss function  $\mathcal{L}$  admits a unique and finite minimizer  $\boldsymbol{\theta}^{\text{MLE}}$ , and  $\{\boldsymbol{\theta}^t\}$  converge linearly to it, due to the strong convexity and smoothness of  $\mathcal{L}$  (when constrained to a bounded convex set within the subspace orthogonal to  $\mathbf{1}_n$ ). See Section 3.3 for the complete proof.  $\square$

Theorem 1 provides a simple and unified guarantee of entrywise errors for vanilla MLE (without regularization [CFMW19]), which enjoys the following advantages:

- It allows general connected graphs and general numbers of samples  $\{L_{i,j}\}$ .
- When sample sizes are sufficiently large, the square of the main error term  $B_{k,\ell}$  in (9) matches the Cramér-Rao lower bound  $(\mathbf{e}_k - \mathbf{e}_\ell)^\top \mathbf{L}_z^\dagger (\mathbf{e}_k - \mathbf{e}_\ell) = \Omega_{k,\ell}(\mathbf{L}_z)$ , up to a factor of  $\tilde{O}(\kappa_E)$ . Similar to [HOS19, HOS20], Theorem 1 points out that effective resistances, rather than spectral gaps [SBB<sup>+</sup>16, LSR22] or others, are the relevant parameters for estimation errors in the BTL model with general graphs.
- Theorem 1 indicates that MLE works as long as  $\kappa_E$  defined in (1) is bounded, which can be much smaller than the dynamic range  $\kappa$ . A similar observation has been made by [BR22]. This implies a potential advantage of MLE over the spectral method in cases with a small  $\kappa_E$  but large  $\kappa$ ; we will elaborate on this in Section 3.5.

*Remark 1.* The condition (8) is guaranteed to hold for sufficiently large sample sizes; moreover, in the error bound (9),  $B_{k,\ell}$  is the main term, while  $Q_{k,\ell}$  is a “low-order” term. To see these, we first recall the definition of  $\mathbf{L}_z$  in (6), which depends linearly on the  $\{L_{i,j}\}$  factors (the numbers of samples on the edges). For simplicity, assume that  $L_{i,j} = L$  for all  $(i,j) \in E$ ; then, with everything else fixed,  $B_{k,\ell} \asymp \sqrt{1/L}$  while  $Q_{k,\ell} \asymp 1/L$ , which leads to the interpretations above. Note that the condition (8) might hold even for the minimal sample size  $L = 1$ , if we have sharp upper bounds of  $\{Q_{k,\ell}\}$  for certain graphs of interests. See Example 1 in the appendix for the implications of Theorem 1 on some special graphs.

*Remark 2.* Upper bounds for standard  $\ell_\infty$  and  $\ell_2$  errors can be derived easily from Theorem 1, according to Section 2.3. For  $\ell_\infty$  errors, since  $\boldsymbol{\delta} := \boldsymbol{\theta}^{\text{MLE}} - \boldsymbol{\theta}^*$  satisfies  $\boldsymbol{\delta}^\top \mathbf{1}_n = 0$ , it holds that

$$\|\boldsymbol{\delta}\|_\infty \leq \max_{k \neq \ell} |\delta_k - \delta_\ell| = \max_{k \neq \ell} |(\theta_k^{\text{MLE}} - \theta_\ell^{\text{MLE}}) - (\theta_k^* - \theta_\ell^*)|.$$

For  $\ell_2$  errors, recall from (5) that  $\|\boldsymbol{\delta}\|_2^2 = \frac{1}{n} \sum_{k < \ell} (\delta_k - \delta_\ell)^2$ . Ignoring the low-order terms  $\{Q_{k,\ell}\}$  and logarithmic terms for simplicity, we have  $(\delta_k - \delta_\ell)^2 \lesssim B_{k,\ell}^2 \lesssim \Omega_{k,\ell}(\mathbf{L}_z) \kappa_E$ , and thus

$$\|\boldsymbol{\delta}\|_2^2 = \frac{1}{n} \sum_{k < \ell} (\delta_k - \delta_\ell)^2 \lesssim \frac{1}{n} \sum_{k < \ell} B_{k,\ell}^2 \lesssim \frac{1}{n} \sum_{k < \ell} \Omega_{k,\ell}(\mathbf{L}_z) \kappa_E.$$

Let us rewrite the total resistance [GBS08] as

$$\sum_{k < \ell} \Omega_{k,\ell}(\mathbf{L}_z) = \sum_{k < \ell} (\mathbf{e}_k - \mathbf{e}_\ell)^\top \mathbf{L}_z^\dagger (\mathbf{e}_k - \mathbf{e}_\ell) = \text{Tr} \left( \mathbf{L}_z^\dagger \sum_{k < \ell} (\mathbf{e}_k - \mathbf{e}_\ell)(\mathbf{e}_k - \mathbf{e}_\ell)^\top \right) = n \text{Tr}(\mathbf{L}_z^\dagger).$$

Putting things together, we have a concise (though informal) bound on the  $\ell_2$  error:  $\|\boldsymbol{\delta}\|_2 \lesssim \sqrt{\text{Tr}(\mathbf{L}_z^\dagger) \kappa_E}$ .



*Remark 3.* Our theoretical analysis suggests a practical PrecondGD method for solving MLE. While calculating the preconditioner  $\mathbf{L}_z^\dagger$  requires knowing  $\boldsymbol{\theta}^*$  (which is of course unrealistic), we can use some surrogate matrix as the preconditioner in practice. For example, one might simply ignore the  $\{z_{i,j}\}$  terms in the definition (6) of  $\mathbf{L}_z$ , which leads to the implementable preconditioner  $\mathbf{L}_G^\dagger$  with  $\mathbf{L}_G := \sum_{(i,j) \in E, i < j} L_{i,j}(\mathbf{e}_i - \mathbf{e}_j)(\mathbf{e}_i - \mathbf{e}_j)^\top$ . Note that  $\mathbf{L}_G$  satisfies  $\mathbf{L}_z \preceq \mathbf{L}_G \preceq 4\kappa_E \cdot \mathbf{L}_z$ . Suppose that  $\kappa_E \lesssim 1$  is small and sample sizes  $\{L_{i,j}\}$  are large, so that  $\boldsymbol{\theta}^{\text{MLE}}$  and a naive initialization (say  $\boldsymbol{\theta}^0 = \mathbf{0}$ ) are both close to  $\boldsymbol{\theta}^*$  in terms of pairwise entrywise errors (see Section 2.3). Then, Proposition 3 suggests (informally) that PrecondGD with step size  $\eta \asymp 1$  will converge linearly to  $\boldsymbol{\theta}^{\text{MLE}}$ , at a rate that is potentially much faster than usual first-order methods (such as gradient descent, coordinate descent, minorization-maximization [Hum04, VYZ22], etc.), especially when the graph Laplacian is ill-conditioned; this will be validated numerically in Section 5.3. As for the computational complexity, the PrecondGD update  $\mathbf{L}_G^\dagger \nabla \mathcal{L}(\boldsymbol{\theta}^t)$  can be computed approximately in  $\tilde{O}(|E|)$  time (at least in theory), if we utilize the state-of-the-art solvers for Laplacian linear systems [ST04, V<sup>+</sup>13].

### 3.2 MLE in graphs with locality

Let us apply Theorem 1 to Grid1D( $n, r, p$ ) and Grid2D( $n, r, p$ ) with  $p = 1$ , which leads to the following result.

**Corollary 1.** *Consider the model and assumptions in Section 1. Let  $G = (V, E)$  be Grid1D( $n, r, p$ ) or Grid2D( $n, r, p$ ) with  $p = 1$ , and assume for simplicity that  $L_{i,j} = L$  for all  $(i, j) \in E$ . If  $rL \gtrsim \kappa_E^5 n \log(n/\delta)$  for 1D grids, or  $r^2L \gtrsim \kappa_E^5 n \log(n/\delta)$  for 2D grids, then with probability at least  $1 - \delta$ , the MLE optimization problem (2) admits a unique and finite minimizer  $\boldsymbol{\theta}^{\text{MLE}}$ , which satisfies the following: for all  $1 \leq k < \ell \leq n$ ,*

$$|(\theta_k^{\text{MLE}} - \theta_\ell^{\text{MLE}}) - (\theta_k^* - \theta_\ell^*)| \lesssim \begin{cases} \kappa_E \sqrt{(\frac{n}{r^2} + 1) \frac{1}{rL} \log(\frac{n}{\delta})} & \text{for 1D grids,} \\ \kappa_E \sqrt{(\frac{\log n}{r^2} + 1) \frac{1}{r^2L} \log(\frac{n}{\delta})} & \text{for 2D grids.} \end{cases}$$

*Proof outline.* The key step of proving this corollary is to find valid upper bounds for  $\{\Omega_{k,\ell}, V_{k,\ell}\}_{1 \leq k < \ell \leq n}$  in 1D/2D grids, where  $\Omega_{k,\ell} = \Omega_{k,\ell}(\mathbf{L}_z)$  and

$$V_{k,\ell} := \sum_{(i,j) \in E, i < j} L_{i,j} |(\mathbf{e}_i - \mathbf{e}_j)^\top \mathbf{L}_z^\dagger (\mathbf{e}_k - \mathbf{e}_\ell)|. \quad (10)$$

Once this is done, we obtain valid upper bounds for  $\{B_{k,\ell}, Q_{k,\ell}\}$  defined in (7), and the corollary follows immediately from Theorem 1. See Section 3.4 for the complete proof.  $\square$

Two remarks are to follow.

- One surprising implication of the error bounds in Corollary 1 is that *locality does not hurt* (up to a  $\tilde{O}(\kappa_E)$  factor), as long as the radius satisfies  $r \gtrsim \sqrt{n}$  (for Grid1D) or  $r \gtrsim \sqrt{\log n}$  (for Grid2D); in other words, estimating the gap of scores for two items that are far apart in the graph is almost as easy as estimating the gap for two items that are nearby.
- The major downside of Corollary 1 is its requirements on the sample sizes, which is due to the loose bounds for  $\{V_{k,\ell}\}$  in our proof. While we conjecture that the relevant parameters  $\{\Omega_{k,\ell}, V_{k,\ell}\}$  can be controlled sharply via dedicated analysis for many graphs of interests, unfortunately we fail to do so for Grid1D and Grid2D. Ideally, one wants to prove error bounds for MLE in the *sparsest regime*, namely  $rpL \geq \tilde{\Omega}(1)$  for Grid1D( $n, r, p$ ), or  $r^2pL \geq \tilde{\Omega}(1)$  for Grid2D( $n, r, p$ ); moreover, for the case of general sampling probability  $p$ , one would expect an additional  $1/\sqrt{p}$  factor in the entrywise error bounds. Proving that MLE can achieve these is a valuable direction for future work. In Section 4, we propose alternative algorithms that can achieve such guarantees.

### 3.3 Proof of Theorem 1

Before we proceed, let us recall the definitions of  $\mathbf{L}_z$  and  $\{z_{i,j}\}$  in (6), as well as introduce some additional notation that will be useful. Throughout our analysis, we will use  $C_0, C_1, C_2, \dots$  to represent positive universal constants. Let us define the incidence matrix

$$\mathbf{B} := \left[ \dots, \sqrt{z_{i,j}}(\mathbf{e}_i - \mathbf{e}_j), \dots \right]_{1 \leq \ell \leq L_{i,j}; (i,j) \in E, i < j} \in \mathbb{R}^{n \times L_{\text{total}}},$$

where “ $1 \leq \ell \leq L_{i,j}$ ” in the subscript indicates that the column  $\sqrt{z_{i,j}}(\mathbf{e}_i - \mathbf{e}_j)$  is repeated  $L_{i,j}$  times, and  $L_{\text{total}} := \sum_{(i,j) \in E, i < j} L_{i,j}$  is the total number of comparisons. Notice that

$$\mathbf{B}\mathbf{B}^\top = \sum_{(i,j) \in E, i < j} L_{i,j} z_{i,j} (\mathbf{e}_i - \mathbf{e}_j)(\mathbf{e}_i - \mathbf{e}_j)^\top = \mathbf{L}_z.$$

In addition, we define the noise terms

$$\epsilon_{i,j}^{(\ell)} := y_{i,j}^{(\ell)} - \sigma(\theta_i^* - \theta_j^*), \quad 1 \leq \ell \leq L_{i,j}, (i,j) \in E, i < j,$$

each with mean zero, variance  $\text{var}(\epsilon_{i,j}^{(\ell)}) = z_{i,j}$ , and bounded on  $[-1, 1]$ . Furthermore, let  $\hat{\boldsymbol{\epsilon}}$  be the vector of normalized independent noise terms, namely

$$\hat{\boldsymbol{\epsilon}} := \left[ \dots, \epsilon_{i,j}^{(\ell)} / \sqrt{z_{i,j}}, \dots \right]_{1 \leq \ell \leq L_{i,j}; (i,j) \in E, i < j}^\top \in \mathbb{R}^{L_{\text{total}}};$$

each entry of  $\hat{\boldsymbol{\epsilon}}$  has mean zero, variance one, and subgaussian norm [Ver18, Section 2.5]  $\|\cdot\|_{\psi_2} \lesssim 1/\sqrt{z_{i,j}} \lesssim \sqrt{\kappa_E}$  (because  $|\theta_i^* - \theta_j^*| \leq \log \kappa_E$ , and thus  $z_{i,j} = \sigma'(\theta_i^* - \theta_j^*) \geq 1/(4\kappa_E)$  according to Fact 3).

**Step 1: the PrecondGD dynamics** Consider the dynamics  $\{\boldsymbol{\theta}^t\}$  of preconditioned gradient descent for the loss function  $\mathcal{L}(\boldsymbol{\theta})$  defined in (2), with the initialization  $\boldsymbol{\theta}^0 = \boldsymbol{\theta}^*$ . At the  $t$ -th PrecondGD iteration, one has

$$\boldsymbol{\theta}^{t+1} = \boldsymbol{\theta}^t - \eta \mathbf{L}_z^\dagger \nabla \mathcal{L}(\boldsymbol{\theta}^t),$$

where the gradient can be rewritten as

$$\begin{aligned} \nabla \mathcal{L}(\boldsymbol{\theta}^t) &= \sum_{(i,j) \in E, i < j} \sum_{1 \leq \ell \leq L_{i,j}} \left( \sigma(\theta_i^t - \theta_j^t) - y_{i,j}^{(\ell)} \right) (\mathbf{e}_i - \mathbf{e}_j) \\ &= \sum_{(i,j) \in E, i < j} \sum_{1 \leq \ell \leq L_{i,j}} \left( \sigma(\theta_i^t - \theta_j^t) - \sigma(\theta_i^* - \theta_j^*) - \epsilon_{i,j}^{(\ell)} \right) (\mathbf{e}_i - \mathbf{e}_j) \\ &\stackrel{(i)}{=} \sum_{(i,j) \in E, i < j} \sum_{1 \leq \ell \leq L_{i,j}} \left( \sigma'(\theta_i^* - \theta_j^*) (\delta_i^t - \delta_j^t) + \frac{1}{2} \sigma''(\zeta_{i,j}^t) (\delta_i^t - \delta_j^t)^2 - \epsilon_{i,j}^{(\ell)} \right) (\mathbf{e}_i - \mathbf{e}_j) \\ &= \mathbf{L}_z \boldsymbol{\delta}^t - \mathbf{B} \hat{\boldsymbol{\epsilon}} + \underbrace{\frac{1}{2} \sum_{(i,j) \in E, i < j} L_{i,j} \sigma''(\zeta_{i,j}^t) (\delta_i^t - \delta_j^t)^2 (\mathbf{e}_i - \mathbf{e}_j)}_{=: \mathbf{r}^t} \\ &= \mathbf{L}_z \boldsymbol{\delta}^t - \mathbf{B} \hat{\boldsymbol{\epsilon}} + \mathbf{r}^t; \end{aligned} \tag{11}$$

here, (i) is due to Taylor's theorem, with  $\zeta_{i,j}^t$  lying between  $\theta_i^* - \theta_j^*$  and  $\theta_i^t - \theta_j^t$  for each  $(i,j) \in E$ .

Recall the assumption that, without loss of generality,  $\boldsymbol{\theta}^* \perp \mathbf{1}_n$ . It is easy to check that  $\nabla \mathcal{L}(\boldsymbol{\theta}^t)^\top \mathbf{1}_n = 0$  and  $\mathbf{L}_z^\dagger \mathbf{1}_n = 0$ , which implies that  $\boldsymbol{\theta}^t, \boldsymbol{\theta}^t - \boldsymbol{\theta}^* \perp \mathbf{1}_n$  for all  $t \geq 0$ . As a result, everything about the PrecondGD dynamics happens within the subspace orthogonal to  $\mathbf{1}_n$ .

Denoting the optimization error at the  $t$ -th iteration as  $\boldsymbol{\delta}^t := \boldsymbol{\theta}^t - \boldsymbol{\theta}^*$ , we get

$$\boldsymbol{\delta}^{t+1} = \boldsymbol{\delta}^t - \eta \mathbf{L}_z^\dagger (\mathbf{L}_z \boldsymbol{\delta}^t - \mathbf{B} \hat{\boldsymbol{\epsilon}} + \mathbf{r}^t) = \boldsymbol{\delta}^t - \eta (\boldsymbol{\delta}^t - \mathbf{L}_z^\dagger \mathbf{B} \hat{\boldsymbol{\epsilon}} + \mathbf{L}_z^\dagger \mathbf{r}^t) = (1 - \eta) \boldsymbol{\delta}^t + \eta \boldsymbol{\xi} - \eta \mathbf{L}_z^\dagger \mathbf{r}^t,$$

where we define

$$\boldsymbol{\xi} := \mathbf{L}_z^\dagger \mathbf{B} \hat{\boldsymbol{\epsilon}}.$$

Intuitively, one would like to show that  $\{\boldsymbol{\delta}^t\}$  converges to the main error term  $\boldsymbol{\xi}$ , up to a low-order error due to the residual term  $\mathbf{L}_z^\dagger \mathbf{r}^t$ . In the following steps, we further investigate both error terms.

**Step 1.1: the main error term  $\xi$ .** For any  $k \neq \ell$ , one has

$$\xi_k - \xi_\ell = (\mathbf{e}_k - \mathbf{e}_\ell)^\top \boldsymbol{\xi} = (\mathbf{e}_k - \mathbf{e}_\ell)^\top \mathbf{L}_z^\dagger \mathbf{B} \widehat{\boldsymbol{\epsilon}} = \langle \mathbf{B}^\top \mathbf{L}_z^\dagger (\mathbf{e}_k - \mathbf{e}_\ell), \widehat{\boldsymbol{\epsilon}} \rangle,$$

which is a mean-zero subgaussian random variable with

$$\begin{aligned} \|\xi_k - \xi_\ell\|_{\psi_2}^2 &\lesssim \|\mathbf{B}^\top \mathbf{L}_z^\dagger (\mathbf{e}_k - \mathbf{e}_\ell)\|_2^2 \cdot \kappa_E \\ &= (\mathbf{e}_k - \mathbf{e}_\ell)^\top \mathbf{L}_z^\dagger \mathbf{B} \mathbf{B}^\top \mathbf{L}_z^\dagger (\mathbf{e}_k - \mathbf{e}_\ell) \cdot \kappa_E \\ &= (\mathbf{e}_k - \mathbf{e}_\ell)^\top \mathbf{L}_z^\dagger (\mathbf{e}_k - \mathbf{e}_\ell) \cdot \kappa_E \\ &= \Omega_{k,\ell}(\mathbf{L}_z) \cdot \kappa_E. \end{aligned}$$

Using the concentration of subgaussian random variables [Ver18, Section 2.5] and taking a union bound over all pairs of  $(k, \ell)$ , we have the following result: with probability at least  $1 - \delta$ , it holds that

$$|\xi_k - \xi_\ell| \leq C_1 \sqrt{\Omega_{k,\ell}(\mathbf{L}_z) \cdot \kappa_E \log\left(\frac{n}{\delta}\right)} \leq \frac{1}{2} B_{k,\ell} \quad \text{for all } 1 \leq k < \ell \leq n, \quad (12)$$

where we recall the definition (7) of  $B_{k,\ell} \geq C_0 \sqrt{\Omega_{k,\ell}(\mathbf{L}_z) \cdot \kappa_E \log\left(\frac{n}{\delta}\right)}$ , and assume that  $C_0 > 2C_1$ . It is worth noting that, for our proof of Theorem 1, this step is the only part that involves randomness of the data; everything else in our proof is deterministic.

**Step 1.2: the residual term  $\mathbf{L}_z^\dagger \mathbf{r}^t$ .** Recalling the definition (11) of  $\mathbf{r}^t$ , we have

$$\mathbf{L}_z^\dagger \mathbf{r}^t = \frac{1}{2} \sum_{(i,j) \in E, i < j} L_{i,j} \sigma''(\zeta_{i,j}^t) (\delta_i^t - \delta_j^t)^2 \mathbf{L}_z^\dagger (\mathbf{e}_i - \mathbf{e}_j).$$

Therefore, for any  $k \neq \ell$ ,

$$\begin{aligned} |(\mathbf{e}_k - \mathbf{e}_\ell)^\top \mathbf{L}_z^\dagger \mathbf{r}^t| &= \left| \frac{1}{2} \sum_{(i,j) \in E, i < j} L_{i,j} \sigma''(\zeta_{i,j}^t) (\delta_i^t - \delta_j^t)^2 (\mathbf{e}_k - \mathbf{e}_\ell)^\top \mathbf{L}_z^\dagger (\mathbf{e}_i - \mathbf{e}_j) \right| \\ &\leq \frac{1}{2} \sum_{(i,j) \in E, i < j} L_{i,j} |\sigma''(\zeta_{i,j}^t)| \cdot (\delta_i^t - \delta_j^t)^2 \cdot |(\mathbf{e}_k - \mathbf{e}_\ell)^\top \mathbf{L}_z^\dagger (\mathbf{e}_i - \mathbf{e}_j)| \\ &\leq \frac{1}{8} \sum_{(i,j) \in E, i < j} L_{i,j} (\delta_i^t - \delta_j^t)^2 |(\mathbf{e}_k - \mathbf{e}_\ell)^\top \mathbf{L}_z^\dagger (\mathbf{e}_i - \mathbf{e}_j)|, \end{aligned}$$

where we use the fact that  $|\sigma''(x)| \leq 1/4$  for all  $x \in \mathbb{R}$ . This has a quadratic dependence on  $\{\delta_i^t - \delta_j^t\}_{(i,j) \in E}$ .

**Step 2: PrecondGD stays close to the ground truth** Our analysis in Step 1 leads to the following: for any  $k \neq \ell$ ,

$$\begin{aligned} |\delta_k^{t+1} - \delta_\ell^{t+1}| &\leq (1 - \eta) |\delta_k^t - \delta_\ell^t| + \eta |\xi_k - \xi_\ell| + \eta |(\mathbf{e}_k - \mathbf{e}_\ell)^\top \mathbf{L}_z^\dagger \mathbf{r}^t| \\ &\leq (1 - \eta) |\delta_k^t - \delta_\ell^t| + \eta \left( \frac{1}{2} B_{k,\ell} + \frac{1}{8} \sum_{(i,j) \in E, i < j} L_{i,j} (\delta_i^t - \delta_j^t)^2 |(\mathbf{e}_k - \mathbf{e}_\ell)^\top \mathbf{L}_z^\dagger (\mathbf{e}_i - \mathbf{e}_j)| \right). \quad (13) \end{aligned}$$

Consider the following induction hypothesis (which obviously holds true for  $\boldsymbol{\delta}^0 = \boldsymbol{\theta}^* - \boldsymbol{\theta}^* = \mathbf{0}$  at  $t = 0$ ): at the  $t$ -th iteration,

$$|\delta_k^t - \delta_\ell^t| \leq B_{k,\ell} \quad \text{for all } (k, \ell) \in E. \quad (14)$$

Then, utilizing the assumption (8), we have for all  $(k, \ell) \in E$ ,

$$|\delta_k^{t+1} - \delta_\ell^{t+1}| \leq (1 - \eta) |\delta_k^t - \delta_\ell^t| + \eta \left( \frac{1}{2} B_{k,\ell} + \frac{1}{8} \sum_{(i,j) \in E, i < j} L_{i,j} B_{i,j}^2 |(\mathbf{e}_k - \mathbf{e}_\ell)^\top \mathbf{L}_z^\dagger (\mathbf{e}_i - \mathbf{e}_j)| \right)$$

$$\begin{aligned}
&\leq (1-\eta)B_{k,\ell} + \eta\left(\frac{1}{2}B_{k,\ell} + \frac{1}{8}Q_{k,\ell}\right) \\
&\leq (1-\eta)B_{k,\ell} + \eta\left(\frac{1}{2}B_{k,\ell} + \frac{1}{8}\cdot 4B_{k,\ell}\right) = B_{k,\ell}.
\end{aligned}$$

Thus, we have proved the induction hypothesis for the  $(t+1)$ -th iteration. Notice that this analysis only involves the  $(k, \ell) \in E$  pairs.

Next, consider the remaining  $(k, \ell) \notin E$  pairs. Starting from (13) and utilizing the induction hypothesis (14), one has

$$\begin{aligned}
|\delta_k^{t+1} - \delta_\ell^{t+1}| &\leq (1-\eta)|\delta_k^t - \delta_\ell^t| + \eta\left(\frac{1}{2}B_{k,\ell} + \frac{1}{8}\sum_{(i,j)\in E, i<j} L_{i,j}B_{i,j}^2|(\mathbf{e}_k - \mathbf{e}_\ell)^\top \mathbf{L}_z^\dagger(\mathbf{e}_i - \mathbf{e}_j)|\right) \\
&\leq (1-\eta)|\delta_k^t - \delta_\ell^t| + \eta\left(\frac{1}{2}B_{k,\ell} + \frac{1}{8}Q_{k,\ell}\right).
\end{aligned}$$

As a result,  $|\delta_k^t - \delta_\ell^t| \leq \frac{1}{2}B_{k,\ell} + \frac{1}{8}Q_{k,\ell}$  implies the same upper bound for  $|\delta_k^{t+1} - \delta_\ell^{t+1}|$ .

**Step 3: PrecondGD converges to the MLE solution** Our result for this step, i.e. the existence of  $\boldsymbol{\theta}^{\text{MLE}}$  and the convergence of PrecondGD, is summarized in the following lemma. We defer its proof to Appendix A.1, which is based on standard results from convex optimization, as well as Proposition 1.

**Lemma 1.** *Consider the setting of Theorem 1. Conditioned on the event (12), one has the following:*

1. The optimization problem (2) has a unique and finite minimizer  $\boldsymbol{\theta}^{\text{MLE}}$ ;
2. There exist  $0 < \alpha_1 \leq \alpha_2$  such that the PrecondGD iterations satisfy  $\|\boldsymbol{\theta}^t - \boldsymbol{\theta}^{\text{MLE}}\|_{\mathbf{L}_z} \leq (1 - \eta\alpha_1)^t \|\boldsymbol{\theta}^0 - \boldsymbol{\theta}^{\text{MLE}}\|_{\mathbf{L}_z}$  for all  $t \geq 0$ , provided that  $0 < \eta \leq 1/\alpha_2$ .

**Summary** Our analysis so far can be summarized as follows. There exists an event  $\mathcal{E}$  (i.e. (12) holding true) with  $\mathbb{P}(\mathcal{E}) \geq 1 - \delta$ , such that the PrecondGD iterations  $\{\boldsymbol{\theta}^t\}$  satisfy the following, conditioned on  $\mathcal{E}$ : first,  $|(\theta_k^t - \theta_\ell^t) - (\theta_k^* - \theta_\ell^*)| \leq B_{k,\ell}$  for  $(k, \ell) \in E$ , and  $B_{k,\ell}/2 + Q_{k,\ell}/8$  for  $(k, \ell) \notin E$  (Step 2); moreover, a unique and finite MLE solution  $\boldsymbol{\theta}^{\text{MLE}}$  exists, and  $\|\boldsymbol{\theta}^t - \boldsymbol{\theta}^{\text{MLE}}\|_{\mathbf{L}_z} \leq (1 - \eta\alpha_1)^t \|\boldsymbol{\theta}^0 - \boldsymbol{\theta}^{\text{MLE}}\|_{\mathbf{L}_z}$  (Step 3). In other words, the PrecondGD iterations  $\{\boldsymbol{\theta}^t\}$  stays close (entrywise) to  $\boldsymbol{\theta}^*$ , while converging to  $\boldsymbol{\theta}^{\text{MLE}}$  up to an arbitrarily small error (after sufficiently many iterations). This finishes our proof of Theorem 1.

### 3.4 Proof of Corollary 1

Our proof of Corollary 1 relies on the following key lemma. Recall the notation

$$\Omega_{k,\ell} = \Omega_{k,\ell}(\mathbf{L}_z) = (\mathbf{e}_k - \mathbf{e}_\ell)^\top \mathbf{L}_z^\dagger (\mathbf{e}_k - \mathbf{e}_\ell), \quad V_{k,\ell} = \sum_{(i,j)\in E, i<j} L_{i,j} |(\mathbf{e}_i - \mathbf{e}_j)^\top \mathbf{L}_z^\dagger (\mathbf{e}_k - \mathbf{e}_\ell)|.$$

**Lemma 2.** *For Grid1D( $n, r, p = 1$ ), we have*

$$\Omega_{k,\ell} \lesssim \begin{cases} \frac{1}{r} \cdot \frac{\kappa_E}{L}, & (k, \ell) \in E, \\ \frac{1}{r} \cdot \frac{\kappa_E}{L} \cdot \left(\frac{n}{r^2} + 1\right) & (k, \ell) \notin E, \end{cases} \quad V_{k,\ell} \lesssim \begin{cases} \kappa_E^{1.5} \sqrt{n}, & (k, \ell) \in E, \\ \kappa_E^{1.5} \sqrt{n} \cdot \sqrt{\frac{n}{r^2} + 1}, & (k, \ell) \notin E; \end{cases}$$

similarly, for Grid2D( $n, r, p = 1$ ), we have

$$\Omega_{k,\ell} \lesssim \begin{cases} \frac{1}{r^2} \cdot \frac{\kappa_E}{L}, & (k, \ell) \in E, \\ \frac{1}{r^2} \cdot \frac{\kappa_E}{L} \cdot \left(\frac{\log n}{r^2} + 1\right) & (k, \ell) \notin E, \end{cases} \quad V_{k,\ell} \lesssim \begin{cases} \kappa_E^{1.5} \sqrt{n}, & (k, \ell) \in E, \\ \kappa_E^{1.5} \sqrt{n} \cdot \sqrt{\frac{\log n}{r^2} + 1}, & (k, \ell) \notin E. \end{cases}$$

With this lemma in place, for Grid1D, let us define

$$B_E := \sqrt{\frac{\kappa_E^2}{rL} \log\left(\frac{n}{\delta}\right)}, \quad V_E := \kappa_E^{1.5} \sqrt{n},$$

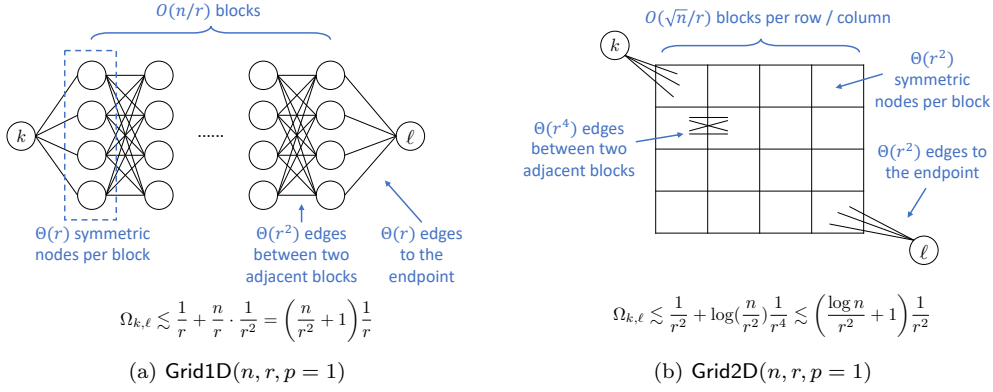


Figure 3: Effective resistances for graphs with locality.

and set

$$B_{k,\ell} \asymp \begin{cases} B_E, & (k, \ell) \in E, \\ B_E \sqrt{\frac{n}{r^2} + 1}, & (k, \ell) \notin E, \end{cases} \quad Q_{k,\ell} \asymp \begin{cases} B_E^2 V_E, & (k, \ell) \in E, \\ B_E^2 V_E \sqrt{\frac{n}{r^2} + 1}, & (k, \ell) \notin E. \end{cases}$$

Then, it is easy to check that  $\{B_{k,\ell}, Q_{k,\ell}\}$  satisfy both conditions (7) and (8) in Theorem 1, as long as  $B_E V_E \lesssim 1$ , namely  $rL \gtrsim \kappa_E^2 n \log(n/\delta)$ . This finishes our proof of Corollary 1 for Grid1D. The analysis for Grid2D is very similar; we skip the details for brevity.

The remaining of this section is dedicated to the proof of Lemma 2.

**Effective resistances for Grid1D.** We can upper bound  $\Omega_{k,\ell}(\mathbf{L}_z)$ , where  $\mathbf{L}_z = \sum_{(i,j) \in E, i < j} L_{i,j} z_{i,j} (\mathbf{e}_i - \mathbf{e}_j)(\mathbf{e}_i - \mathbf{e}_j)^\top$ , for an Grid1D( $n, r, p = 1$ ) graph, by transforming it into another graph whose effective resistances can be easily controlled. The proof follows the steps below.

1. Let us increase the resistance  $1/(L_{i,j} z_{i,j}) = 1/(L z_{i,j})$  on each edge  $(i, j)$  of the original 1D grid to the same value  $4\kappa_E/L$ , which (according to Rayleigh's Monotonicity Law) can never decrease the effective resistance between any pair of nodes. In the following, we assume (for notational simplicity) that all edges have the same resistance 1; after we finish the analysis below, we simply need to multiply the obtained result by a factor of  $\kappa_E/L$ , in order to achieve the final result on  $\{\Omega_{k,\ell}\}$  in Lemma 2.
2. For  $(k, \ell) \in E$ ,  $\Omega_{k,\ell}$  can be upper bounded (again, by monotonicity) by the effective resistance of a complete subgraph (containing  $k, \ell$ ) with  $\Theta(r)$  nodes, which is  $O(1/r)$  according to Fact 2.
3. For general  $k \neq \ell$ , we construct a subgraph with  $O(n)$  nodes (containing  $k, \ell$ ) as follows: (1) divide the  $O(n)$  nodes into a sequence of  $O(n/r)$  blocks, each with  $\Theta(r)$  nodes; (2) preserve the full connection with  $\Theta(r^2)$  edges between any pair of adjacent blocks, as well as the  $\Theta(r)$  edges between node  $k$  (resp.  $\ell$ ) and the first (resp. last) block. See Figure 3(a) for a visualization. By symmetry, all nodes within the same block are equivalent to each other, and hence they can be regarded as one single node, without affecting the resistance  $\Omega_{k,\ell}$ . Now we can easily control  $\Omega_{k,\ell}$  by the Series/Parallel Law:

$$\Omega_{k,\ell} \lesssim \frac{1}{r} + \frac{n}{r} \cdot \frac{1}{r^2} = \left(\frac{n}{r^2} + 1\right) \frac{1}{r}.$$

**Effective resistances for Grid2D.** Our proof for 2D grids is similar to the previous analysis for 1D grids, with some modifications in Steps 2 and 3. For  $(k, \ell) \in E$ , we can find a complete subgraph with  $\Theta(r^2)$  nodes containing  $k$  and  $\ell$ , and hence  $\Omega_{k,\ell} \lesssim 1/r^2$ . For general  $k \neq \ell$ , we construct a subgraph with  $O(n)$  nodes (containing  $k, \ell$ ) as follows: (1) divide the  $O(\sqrt{n}) \times O(\sqrt{n})$  2D grid into blocks of size  $\Theta(r) \times \Theta(r)$ ; (2) preserve the full connection with  $\Theta(r^4)$  edges between any pair of adjacent blocks, as well as  $\Theta(r^2)$  edges between  $k/\ell$  and its closest block. See Figure 3(b) for a visualization. By symmetry, all nodes within one

block are equivalent, and hence they can be regarded as one single node, without affecting the resistance  $\Omega_{k,\ell}$ . Now, utilizing the triangle inequality for effective resistances and the fact that  $\text{Grid2D}(m, r = 1, p = 1)$  satisfies  $\Omega_{i,j} \lesssim \log m$  for all  $1 \leq i < j \leq m$  [CRR<sup>+</sup>96, Theorem 6.1], we have

$$\Omega_{k,\ell} \lesssim \frac{1}{r^2} + \log\left(\frac{n}{r^2}\right) \cdot \frac{1}{r^4} \lesssim \left(\frac{\log n}{r^2} + 1\right) \frac{1}{r^2}.$$

**Controlling the residual terms.** Consider the electric network corresponding to  $\mathbf{L}_z$ , and denote the voltage  $\mathbf{v} = \mathbf{L}_z^\dagger(\mathbf{e}_k - \mathbf{e}_\ell)$  for some fixed  $k \neq \ell$ . Recalling the definition of  $V_{k,\ell}$  (10), one has

$$\begin{aligned} V_{k,\ell} &= \sum_{(i,j) \in E, i < j} L_{i,j} |(\mathbf{e}_i - \mathbf{e}_j)^\top \mathbf{L}_z^\dagger(\mathbf{e}_k - \mathbf{e}_\ell)| = \sum_{(i,j) \in E, i < j} L_{i,j} |v_i - v_j| \\ &= \sum_{(i,j) \in E, i < j} \frac{L_{i,j} z_{i,j} |v_i - v_j|}{z_{i,j}} \leq 4\kappa_E \sum_{(i,j) \in E, i < j} L_{i,j} z_{i,j} |v_i - v_j| \\ &= 4\kappa_E \sum_{(i,j) \in E, i < j} \sqrt{L_{i,j} z_{i,j}} \cdot \sqrt{L_{i,j} z_{i,j}} |v_i - v_j| \\ &\stackrel{(i)}{\leq} 4\kappa_E \sqrt{\sum_{(i,j) \in E, i < j} L_{i,j} z_{i,j}} \cdot \sqrt{\sum_{(i,j) \in E, i < j} L_{i,j} z_{i,j} (v_i - v_j)^2} \\ &\leq 4\kappa_E \sqrt{L \cdot |E|} \cdot \sqrt{\mathbf{v}^\top \mathbf{L}_z \mathbf{v}} \\ &= 4\kappa_E \sqrt{L \cdot |E|} \cdot \sqrt{(\mathbf{e}_k - \mathbf{e}_\ell)^\top \mathbf{L}_z^\dagger(\mathbf{e}_k - \mathbf{e}_\ell)} = 4\kappa_E \sqrt{L \cdot |E|} \cdot \sqrt{\Omega_{k,\ell}(\mathbf{L}_z)}, \end{aligned}$$

where (i) follows from the Cauchy-Schwarz inequality. Here,  $|E| \lesssim nr$  for 1D grids and  $|E| \lesssim nr^2$  for 2D grids; moreover, upper bounds for  $\Omega_{k,\ell}(\mathbf{L}_z)$  have already been obtained in our earlier analysis. Putting these together finishes our proof of Lemma 2.

### 3.5 Does the spectral method work?

We argue that the spectral method (Algorithm 2) is likely inferior to MLE, in terms of its dependence on  $\kappa_E$  and  $\kappa$  defined in (1); in particular, while MLE works as long as  $\kappa_E$  is bounded (regardless of  $\kappa$ ), the spectral method does not enjoy such a benign property, especially in graphs with locality. To see this, let us consider a  $\text{Grid1D}(n, r, p)$  graph with large  $n$ , small  $r \lesssim 1$  and  $p = 1$ ; moreover, let  $\boldsymbol{\theta}^* = \log \boldsymbol{\pi}^* \in \mathbb{R}^n$  be defined by  $\theta_i^* = i/r, 1 \leq i \leq n$ . This implies that  $\kappa_E \lesssim 1$ , but  $\kappa \geq \exp(c_0 n)$  for some universal constant  $c_0 > 0$ ; in addition,  $\pi_i^* \lesssim \exp(-c_1 n)$  for all  $1 \leq i \leq n/2$ , where  $c_1 > 0$  is a universal constant. This leads to two potential issues as follows.

1. Even if the spectral method is allowed to construct the stochastic matrix  $\mathbf{P}$  with infinite samples, it will still encounter *numerical issues* when calculating the stationary distribution  $\boldsymbol{\pi}^*$ , especially for the entries of  $\boldsymbol{\pi}^*$  that are exponentially small; as a result, the estimated scores  $\boldsymbol{\theta} = \log \boldsymbol{\pi}$  might be inaccurate. In fact, this issue is common to any algorithm that attempts to first estimate  $\boldsymbol{\pi} \approx \boldsymbol{\pi}^*$  and then compute  $\boldsymbol{\theta} = \log \boldsymbol{\pi}$ .<sup>1</sup>
2. In the realistic scenario with finite samples, one need to ensure that the entrywise error of  $\boldsymbol{\pi}$  is *exponentially small*, in order to achieve a meaningful estimation of  $\boldsymbol{\theta}^*$  for those entries with low scores; even without numerical concerns, it is still questionable whether this can be achieved with a polynomial number of samples.

An empirical comparison between the spectral method and MLE can be found in Section 5.1.

<sup>1</sup>It is easy to check that an accurate  $\boldsymbol{\theta} \approx \boldsymbol{\theta}^*$  (in terms of additive errors) implies an accurate  $\boldsymbol{\pi} \approx \boldsymbol{\pi}^*$ , but the reverse is not necessarily true in our example. Throughout this work, we mostly focus on accurately estimating  $\boldsymbol{\theta}^*$ .

## 4 Divide-and-conquer algorithms

In this section, we design principled divide-and-conquer algorithms for estimating  $\theta^*$  in a Grid1D or Grid2D graph, by regarding such a graph as a combination of small Erdős-Rényi subgraphs [CKST16]. We will show that the proposed methods enjoy performance guarantees of entrywise estimation errors even with the sparsest samples, although they require additional information (i.e. an appropriate graph partition). Some ideas in this section might also inspire sharper theoretical analysis for MLE in graphs with locality.

**Additional notation.** Suppose that we are given a graph  $G = (V, E)$  with  $|V| = n$  nodes, and a partition of its nodes  $V = V_{(1)} \cup V_{(2)} \cup \dots \cup V_{(m)}$ , which can be overlapping or disjoint. Throughout this section, we use “(a)” in subscripts to index the subgraphs, where  $1 \leq a \leq m$ . For  $\theta \in \mathbb{R}^n$ , let  $\theta|_{V_{(a)}} \in \mathbb{R}^{|V_{(a)}|}$  denote the sub-vector with entries of  $\theta$  in  $V_{(a)}$ , which has the same indices as in the original vector  $\theta$ ; for example, if  $V_{(a)} = \{15, 20, 25\}$ , then  $\theta|_{V_{(a)}} \in \mathbb{R}^3$  has 3 entries indexed by  $\{15, 20, 25\}$  instead of  $\{1, 2, 3\}$ . Similarly, we use the notion of  $\theta_{(a)} \in \mathbb{R}^{|V_{(a)}|}$  and all-one vector  $\mathbf{1}_{(a)} \in \mathbb{R}^{|V_{(a)}|}$ , which are indexed by  $V_{(a)}$  instead of  $\{1, 2, \dots, |V_{(a)}|\}$ .

### 4.1 DC-overlap: divide and conquer with overlapping subgraphs

We propose DC-overlap, a two-step algorithm consisting of local estimation and global alignment.

**Idea.** Assume that we are given a partition of nodes  $V = V_{(1)} \cup V_{(2)} \cup \dots \cup V_{(m)}$ ; moreover, each subgraph  $G_{(a)} = (V_{(a)}, E_{(a)})$  (where  $E_{(a)}$  contains the edges in  $E$  with endpoints in  $V_{(a)}$ ) enjoys certain benign properties, e.g. it is (approximately) an Erdős-Rényi graph. Define a super-graph  $\tilde{G} = (\tilde{V}, \tilde{E})$  with  $|\tilde{V}| = m$ ; each super-node stands for one subgraph, and for any  $1 \leq a < b \leq m$ ,  $(a, b) \in \tilde{E}$  if and only if  $V_{(a)} \cap V_{(b)} \neq \emptyset$ . We assume that  $\tilde{G}$  is a connected graph.

For any ground-truth score vector  $\theta^*$ , let us define  $c^* = [c_{(a)}^*]_{1 \leq a \leq m}$ , where

$$c_{(a)}^* := \frac{1}{|V_{(a)}|} \sum_{i \in V_{(a)}} \theta_i^*, \quad 1 \leq a \leq m$$

stands for the average score of  $V_{(a)}$ . In addition, let

$$\theta_{(a)}^* := \theta^*|_{V_{(a)}} - c_{(a)}^* \mathbf{1}_{(a)}, \quad 1 \leq a \leq m,$$

which satisfies  $\theta_{(a)}^* \perp \mathbf{1}_{(a)}$ . Hence, to estimate  $\theta^*$ , we can instead estimate each  $\theta_{(a)}^*$  separately, and then align these estimates by shifting each of them appropriately, which translates into an estimate of  $\theta^*$ .

**Algorithm.** First, for each subgraph  $G_{(a)} = (V_{(a)}, E_{(a)})$ , we use the relevant subset of data  $\{y_{i,j}\}$  to estimate the scores  $\theta_{(a)} \in \mathbb{R}^{|V_{(a)}|}$ ; this can be done in parallel across the subgraphs. Since each  $\theta_{(a)}$  is an accurate estimation of  $\theta_{(a)}^*$  only up to a constant shift, in the second step, we attempt to align  $\{\theta_{(a)}\}_{1 \leq a \leq m}$ , namely to find an appropriate constant shift  $c_{(a)} \in \mathbb{R}$  for each  $\theta_{(a)}$ . The idea is to enforce that each item  $1 \leq i \leq n$  has approximately the same score across all subgraphs that it belongs to; more formally, let  $c = [c_{(a)}]_{1 \leq a \leq m}$  be the solution of the following least-squares problem:

$$\min_{c \in \mathbb{R}^m} \sum_{(a,b) \in \tilde{E}, a < b} \sum_{i \in V_{(a)} \cap V_{(b)}} \left( (\theta_{(a)}i + c_{(a)}) - (\theta_{(b)}i + c_{(b)}) \right)^2.$$

By examining its optimality condition, it can be checked that the solution can be found by solving a Laplacian linear system. Once this is solved, we update  $\theta_{(a)} \leftarrow \theta_{(a)} + c_{(a)} \mathbf{1}_{(a)}$  for each  $1 \leq a \leq m$ . For the final solution  $\theta \in \mathbb{R}^n$ , we set  $\theta_i$  to be the average of  $\{\theta_{(a)}i\}$  over subgraphs  $1 \leq a \leq m$  that contain node  $i$ . The complete procedure of DC-overlap is summarized in Algorithm 3.

---

**Algorithm 3:** DC-overlap: divide and conquer with overlapping subgraphs

---

- 1 **Input:** graph  $G = (V, E)$  and subgraphs  $\{G_{(a)} = (V_{(a)}, E_{(a)})\}_{1 \leq a \leq m}$ , data  $\{y_{i,j}, L_{i,j}\}_{(i,j) \in E, i < j}$ .
- 2 Define  $\tilde{G} = (\tilde{V}, \tilde{E})$ , such that  $|\tilde{V}| = m$ , and  $(a, b) \in \tilde{E}$  if and only if  $V_{(a)} \cap V_{(b)} \neq \emptyset$ .  
// Step 1: local estimation
- 3 For each  $1 \leq a \leq m$ , let  $\theta_{(a)}$  be the solution of Algorithm 1 or 2 with input  $\{y_{i,j}, L_{i,j}\}_{(i,j) \in E_{(a)}, i < j}$ .  
// Step 2: global alignment
- 4 Compute  $\mathbf{c} = \tilde{\mathbf{L}}^\dagger \mathbf{x} \in \mathbb{R}^m$ , where

$$\tilde{\mathbf{L}} = \sum_{(a,b) \in \tilde{E}, a < b} |V_{(a)} \cap V_{(b)}| (\mathbf{e}_{(a)} - \mathbf{e}_{(b)}) (\mathbf{e}_{(a)} - \mathbf{e}_{(b)})^\top, \quad (15)$$

$$\mathbf{x} = \sum_{(a,b) \in \tilde{E}, a < b} \sum_{i \in V_{(a)} \cap V_{(b)}} (\theta_{(b)i} - \theta_{(a)i}) (\mathbf{e}_{(a)} - \mathbf{e}_{(b)}). \quad (16)$$

- 5 For all  $1 \leq i \leq n$ , let

$$\theta_i \leftarrow \frac{1}{s_i} \sum_{1 \leq a \leq m: i \in V_{(a)}} (\theta_{(a)i} + c_{(a)}), \quad \text{where } s_i = |\{1 \leq a \leq m : i \in V_{(a)}\}|.$$

- 6 **Output:**  $\boldsymbol{\theta} \in \mathbb{R}^n$ .
- 

## 4.2 Analysis of DC-overlap

### 4.2.1 Error decomposition

We first provide a basic result on error decomposition for DC-overlap, which is applicable to general graphs and partitions of nodes. Let us first introduce some useful notation. Denote the error vectors

$$\boldsymbol{\delta} = \boldsymbol{\theta} - \boldsymbol{\theta}^*, \quad \text{and} \quad \boldsymbol{\delta}_{(a)} = \boldsymbol{\theta}_{(a)} - \boldsymbol{\theta}_{(a)}^*, \quad 1 \leq a \leq m.$$

Denote the average of  $\mathbf{c}^*$  as

$$\bar{\mathbf{c}}^* := \frac{1}{m} \langle \mathbf{c}^*, \mathbf{1}_m \rangle.$$

Define an incidence matrix

$$\tilde{\mathbf{B}} := \left[ \dots, \sqrt{n_{(a,b)}} (\mathbf{e}_{(a)} - \mathbf{e}_{(b)}), \dots \right]_{(a,b) \in \tilde{E}, a < b}, \quad \text{where } n_{(a,b)} := |V_{(a)} \cap V_{(b)}|;$$

recalling the Laplacian matrix  $\tilde{\mathbf{L}}$  defined in (15), one can check that  $\tilde{\mathbf{B}} \tilde{\mathbf{B}}^\top = \tilde{\mathbf{L}}$ . Finally, define

$$\tilde{\boldsymbol{\epsilon}} := \left[ \dots, \sqrt{n_{(a,b)}} (\bar{\delta}_{(b)}^{a,b} - \bar{\delta}_{(a)}^{a,b}), \dots \right]_{(a,b) \in \tilde{E}, a < b}^\top, \quad (17)$$

where

$$\bar{\delta}_{(b)}^{a,b} = \frac{1}{n_{(a,b)}} \sum_{i \in V_{(a)} \cap V_{(b)}} \delta_{(b)i}, \quad \bar{\delta}_{(a)}^{a,b} = \frac{1}{n_{(a,b)}} \sum_{i \in V_{(a)} \cap V_{(b)}} \delta_{(a)i}, \quad (a, b) \in \tilde{E}.$$

The following result for DC-overlap characterizes the error in estimating  $\mathbf{c}^*$ , as well as a decomposition of the final  $\ell_\infty$  estimation error into the sum of errors for local estimation and global alignment.

**Proposition 2.** *In Algorithm 3, the estimation  $\mathbf{c} \in \mathbb{R}^m$  satisfies*

$$\mathbf{c} - \mathbf{c}^* = -\bar{\mathbf{c}}^* \mathbf{1}_m + \tilde{\mathbf{L}}^\dagger \sum_{(a,b) \in \tilde{E}, a < b} \sum_{i \in V_{(a)} \cap V_{(b)}} (\delta_{(b)i} - \delta_{(a)i}) (\mathbf{e}_{(a)} - \mathbf{e}_{(b)}) = -\bar{\mathbf{c}}^* \mathbf{1}_m + \tilde{\mathbf{L}}^\dagger \tilde{\mathbf{B}} \tilde{\boldsymbol{\epsilon}}. \quad (18)$$

Moreover, the estimation error of  $\boldsymbol{\theta} \in \mathbb{R}^n$  can be controlled as follows: for all  $1 \leq k, \ell \leq n$ ,

$$|\delta_k - \delta_\ell| \leq \max_{a: k \in V_{(a)}} |\delta_{(a),k}| + \max_{a: \ell \in V_{(a)}} |\delta_{(a),\ell}| + \max_{a,b: k \in V_{(a)}, \ell \in V_{(b)}} |(c_{(a)} - c_{(a)}^*) - (c_{(b)} - c_{(b)}^*)|. \quad (19)$$



*Proof.* We first compute  $\mathbf{c} - \mathbf{c}^*$ . Recall from Algorithm 3 that  $\mathbf{c} = \tilde{\mathbf{L}}^\dagger \mathbf{x}$ , where

$$\begin{aligned}\tilde{\mathbf{L}} &= \sum_{(a,b) \in \tilde{E}, a < b} n_{(a,b)} (\mathbf{e}_{(a)} - \mathbf{e}_{(b)}) (\mathbf{e}_{(a)} - \mathbf{e}_{(b)})^\top, \\ \mathbf{x} &= \sum_{(a,b) \in \tilde{E}, a < b} \sum_{i \in V_{(a)} \cap V_{(b)}} (\theta_{(b)i} - \theta_{(a)i}) (\mathbf{e}_{(a)} - \mathbf{e}_{(b)}).\end{aligned}$$

Plugging in

$$\begin{aligned}\theta_{(a)i} &= \theta_{(a)i}^* + \delta_{(a)i} = \theta_i^* - c_{(a)}^* + \delta_{(a)i}, \\ \theta_{(b)i} &= \theta_{(b)i}^* + \delta_{(b)i} = \theta_i^* - c_{(b)}^* + \delta_{(b)i},\end{aligned}$$

one has

$$\begin{aligned}\mathbf{x} &= \sum_{(a,b) \in \tilde{E}, a < b} \sum_{i \in V_{(a)} \cap V_{(b)}} (\theta_{(b)i} - \theta_{(a)i}) (\mathbf{e}_{(a)} - \mathbf{e}_{(b)}) \\ &= \sum_{(a,b) \in \tilde{E}, a < b} \sum_{i \in V_{(a)} \cap V_{(b)}} (c_{(a)}^* - c_{(b)}^* + \delta_{(b)i} - \delta_{(a)i}) (\mathbf{e}_{(a)} - \mathbf{e}_{(b)}) \\ &= \tilde{\mathbf{L}} \mathbf{c}^* + \sum_{(a,b) \in \tilde{E}, a < b} \sum_{i \in V_{(a)} \cap V_{(b)}} (\delta_{(b)i} - \delta_{(a)i}) (\mathbf{e}_{(a)} - \mathbf{e}_{(b)}).\end{aligned}$$

As a result,

$$\begin{aligned}\mathbf{c} - \mathbf{c}^* &= \tilde{\mathbf{L}}^\dagger \mathbf{x} - \mathbf{c}^* \\ &= \tilde{\mathbf{L}}^\dagger \tilde{\mathbf{L}} \mathbf{c}^* - \mathbf{c}^* + \tilde{\mathbf{L}}^\dagger \sum_{(a,b) \in \tilde{E}, a < b} \sum_{i \in V_{(a)} \cap V_{(b)}} (\delta_{(b)i} - \delta_{(a)i}) (\mathbf{e}_{(a)} - \mathbf{e}_{(b)}) \\ &\stackrel{(i)}{=} -\frac{1}{m} \mathbf{1}_m \mathbf{1}_m^\top \mathbf{c}^* + \tilde{\mathbf{L}}^\dagger \sum_{(a,b) \in \tilde{E}, a < b} \sum_{i \in V_{(a)} \cap V_{(b)}} (\delta_{(b)i} - \delta_{(a)i}) (\mathbf{e}_{(a)} - \mathbf{e}_{(b)}) \\ &= -\bar{\mathbf{c}}^* \mathbf{1}_m + \tilde{\mathbf{L}}^\dagger \tilde{\mathbf{B}} \tilde{\boldsymbol{\epsilon}},\end{aligned}$$

where (i) uses the fact that  $\tilde{\mathbf{L}}^\dagger \tilde{\mathbf{L}} = \mathbf{I}_m - \mathbf{1}_m \mathbf{1}_m^\top / m$  as long as  $\tilde{\mathcal{G}}$  is connected. This proves our first result (18). With regard to the final estimation error  $\boldsymbol{\delta} = \boldsymbol{\theta} - \boldsymbol{\theta}^*$ , recall from Algorithm 3 that

$$\theta_k = \frac{1}{s_k} \sum_{1 \leq a \leq m: k \in V_{(a)}} (\theta_{(a),k} + c_{(a)}), \quad 1 \leq k \leq n,$$

which implies

$$\delta_k = \theta_k - \theta_k^* = \frac{1}{s_k} \sum_{1 \leq a \leq m: k \in V_{(a)}} (\theta_{(a),k} - \theta_{(a),k}^* + c_{(a)} - c_{(a)}^*) = \frac{1}{s_k} \sum_{1 \leq a \leq m: k \in V_{(a)}} (\delta_{(a),k} + c_{(a)} - c_{(a)}^*).$$

The desired result (19) follows immediately from applying the triangle inequality to  $|\delta_k - \delta_\ell|$ .  $\square$

## 4.2.2 Implications for graphs with locality

Proposition 2 decomposes the entrywise error of  $\boldsymbol{\theta}$  into a sum of local estimation errors  $\{\delta_{(a),k}\}$ , and the errors of global alignment in the form of  $\{(c_{(a)} - c_{(a)}^*) - (c_{(b)} - c_{(b)}^*)\}$ . Let us specify these error terms for Grid1D( $n, r, p$ ) or Grid2D( $n, r, p$ ) graphs, although much of the following analysis applies to more general cases. More specifically, we aim to show that  $\boldsymbol{\delta} = \boldsymbol{\theta} - \boldsymbol{\theta}^*$  satisfies for all  $1 \leq k < \ell \leq n$ ,

$$|\delta_k - \delta_\ell| \leq \begin{cases} \tilde{O} \left( \sqrt{\frac{n}{r^2} + 1} \sqrt{\frac{1}{rpL}} \right) + \text{residual terms} & \text{for Grid1D}(n, r, p), \\ \tilde{O} \left( \sqrt{\frac{\log(n)}{r^2} + 1} \sqrt{\frac{1}{r^2 pL}} \right) + \text{residual terms} & \text{for Grid2D}(n, r, p), \end{cases}$$

where the meaning of ‘‘residual terms’’ will become clear in our analysis.

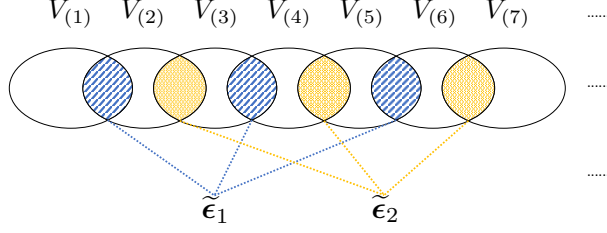


Figure 4: The decomposition  $\tilde{\epsilon}_> = \tilde{\epsilon}_1 + \tilde{\epsilon}_2$  for Grid1D, so that each term contains independent entries.

**Preparations.** Assume that the partition  $V = V_{(1)} \cup \dots \cup V_{(m)}$  and the induced super-graph  $\tilde{G} = (\tilde{V}, \tilde{E})$  satisfy the following:

1. Each subgraph is an Erdős-Rényi graph, with  $\Theta(r)$  nodes for Grid1D, or  $\Theta(r^2)$  nodes for Grid2D;
2. For each  $(a, b) \in \tilde{E}$ , it holds that  $n_{(a,b)} = |V_{(a)} \cap V_{(b)}| \asymp r$  for Grid1D, or  $n_{(a,b)} \asymp r^2$  for Grid2D;
3. Each node of  $G$  appears in  $O(1)$  subgraphs.

Such a partition is easy to achieve, provided the correct indices of the nodes as stated in Definition 1: for Grid1D, each subgraph consists of  $\Theta(r)$  consecutive nodes, while for Grid2D, each subgraph consists of a  $\Theta(r) \times \Theta(r)$  block on the 2D lattice. We further assume that  $\kappa_E \lesssim 1$ ,  $L_{i,j} = L \geq 1$ , and  $rp \geq \tilde{\Omega}(1)$  for Grid1D or  $r^2p \geq \tilde{\Omega}(1)$  for Grid2D, which is the sparsest regime.

One key ingredient to our analysis is the following result on uncertainty quantification for MLE in Erdős-Rényi graphs [GSZ21, Theorem 2.2]; in the following, we recall that  $\mathbf{A}$  stands for the adjacency matrix of a (random) graph.

**Lemma 3** ([GSZ21]). *Consider an Erdős-Rényi graph with  $N$  nodes, edge sampling probability  $p$ , and  $L$  measurements on each edge. Assume that  $\kappa \lesssim 1$  and  $Np \gg \log^{1.5} N$ . Then, the MLE solution  $\boldsymbol{\theta}^{\text{MLE}}$  to (2) satisfies*

$$\boldsymbol{\theta}^{\text{MLE}} - \boldsymbol{\theta}^* = \boldsymbol{\delta}^{\text{main}} + \boldsymbol{\delta}^{\text{res}}, \quad (20)$$

where the main error term  $\boldsymbol{\delta}^{\text{main}}$  is defined by

$$\boldsymbol{\delta}_i^{\text{main}} = \frac{\sum_{j \neq i} A_{i,j} (y_{i,j} - \sigma(\theta_i^* - \theta_j^*))}{\sum_{j \neq i} A_{i,j} \sigma'(\theta_i^* - \theta_j^*)}, \quad 1 \leq i \leq N,$$

and the residual term  $\boldsymbol{\delta}^{\text{res}}$  satisfies with probability  $1 - O(N^{-10})$

$$\|\boldsymbol{\delta}^{\text{res}}\|_\infty = o\left(\frac{1}{\sqrt{NpL}}\right).$$

*Remark 4.* For local estimation in Algorithm 3, one might use the spectral method instead of MLE. For theoretical analysis in this case, we simply need to replace Lemma 3 with [GSZ21, Theorem 2.5], namely the result of uncertainty quantification for the spectral method (which is slightly worse than that of MLE).

**Errors of global alignment.** The local error terms in (19) can be easily controlled by Lemma 3, while the errors of global alignment require further analysis. Recall from (18) that  $\mathbf{c} - \mathbf{c}^* = -\bar{\mathbf{c}}^* \mathbf{1}_m + \tilde{\mathbf{L}}^\dagger \tilde{\mathbf{B}} \tilde{\boldsymbol{\epsilon}}$ , where  $\tilde{\boldsymbol{\epsilon}}$  is defined in (17). Although the entries of  $\tilde{\boldsymbol{\epsilon}}$  are dependent, it is easy to make a decomposition

$$\tilde{\boldsymbol{\epsilon}} = \sum_{f=1}^F \tilde{\boldsymbol{\epsilon}}_f,$$

such that  $F \lesssim 1$ , and each  $\tilde{\boldsymbol{\epsilon}}_f$  has independent entries. To achieve this, we first rewrite

$$\tilde{\boldsymbol{\epsilon}} = \tilde{\boldsymbol{\epsilon}}_> - \tilde{\boldsymbol{\epsilon}}_<, \quad \text{where } \tilde{\boldsymbol{\epsilon}}_> := \left[ \dots, \sqrt{n_{(a,b)}} \bar{\delta}_{(b)}^{a,b}, \dots \right]_{(a,b) \in \tilde{E}, a < b}^\top, \quad \tilde{\boldsymbol{\epsilon}}_< = \tilde{\boldsymbol{\epsilon}} := \left[ \dots, \sqrt{n_{(a,b)}} \bar{\delta}_{(a)}^{a,b}, \dots \right]_{(a,b) \in \tilde{E}, a < b}^\top.$$

Then, we further decompose each of  $\tilde{\epsilon}_{>}$  and  $\tilde{\epsilon}_{<}$  into a sum of  $O(1)$  terms, by assigning each entry of  $\tilde{\epsilon}_{>}$  (or  $\tilde{\epsilon}_{<}$ ) to one of these terms, and setting the remaining entries in these terms to zero. This is done based on the key observation that each  $\bar{\delta}_{(b)}^{a,b}$  is statistically dependent only on the subset of data  $\{A_{i,j}, y_{i,j}\}_{i,j \in V_{(b)}}$ . For example, such a decomposition for Grid1D is visualized in Figure 4.

With this decomposition in place, we can rewrite

$$\mathbf{c} - \mathbf{c}^* = -\bar{c}^* \mathbf{1}_m + \sum_{f=1}^F \tilde{\mathbf{L}}^\dagger \tilde{\mathbf{B}} \tilde{\epsilon}_f.$$

Note that

$$(c_{(a)} - c_{(a)}^*) - (c_{(b)} - c_{(b)}^*) = \langle \mathbf{e}_{(a)} - \mathbf{e}_{(b)}, \sum_{f=1}^F \tilde{\mathbf{L}}^\dagger \tilde{\mathbf{B}} \tilde{\epsilon}_f \rangle, \quad 1 \leq a < b \leq m.$$

In the remaining analysis, we will focus on the ‘‘main’’ error terms. Let us start with the decomposition

$$\delta_{(a)} = \delta_{(a)}^{\text{main}} + \delta_{(a)}^{\text{res}}, \quad 1 \leq a \leq m,$$

which corresponds to the decomposition (20) in Lemma 3. Similarly, we rewrite

$$\tilde{\epsilon} = \tilde{\epsilon}^{\text{main}} + \tilde{\epsilon}^{\text{res}}, \quad \text{and} \quad \tilde{\epsilon}_f = \tilde{\epsilon}_f^{\text{main}} + \tilde{\epsilon}_f^{\text{res}}, \quad 1 \leq f \leq F.$$

Assuming that  $\tilde{\epsilon}_f^{\text{main}}$  has independent zero-mean entries with subgaussian norm  $\|\cdot\|_{\psi_2} \leq \sigma_{\text{main}}$ , we have

$$\|\langle \mathbf{e}_{(a)} - \mathbf{e}_{(b)}, \tilde{\mathbf{L}}^\dagger \tilde{\mathbf{B}} \tilde{\epsilon}_f^{\text{main}} \rangle\|_{\psi_2} \leq \sigma_{\text{main}} \|\tilde{\mathbf{B}}^\top \tilde{\mathbf{L}}^\dagger (\mathbf{e}_{(a)} - \mathbf{e}_{(b)})\|_2 = \sigma_{\text{main}} \sqrt{\Omega_{a,b}(\tilde{\mathbf{L}})}, \quad 1 \leq a < b \leq m.$$

By standard concentration arguments, one has with high probability

$$|(c_{(a)} - c_{(a)}^*) - (c_{(b)} - c_{(b)}^*)| \leq \tilde{O}(\sigma_{\text{main}} \sqrt{\Omega_{a,b}(\tilde{\mathbf{L}})}) + \text{residual terms}, \quad 1 \leq a < b \leq m. \quad (21)$$

It remains to find a valid upper bound  $\sigma_{\text{main}}$  for the subgaussian norm of  $\tilde{\epsilon}_f^{\text{main}}$ , and control the effective resistances corresponding to the Laplacian matrix  $\tilde{\mathbf{L}} = \sum_{(a,b) \in \tilde{E}, a < b} n_{(a,b)} (\mathbf{e}_{(a)} - \mathbf{e}_{(b)}) (\mathbf{e}_{(a)} - \mathbf{e}_{(b)})^\top$ .

**Special case: Grid1D.** Focusing on the main error terms, we have the following approximation:

$$\bar{\delta}_{(b)}^{a,b} = \frac{1}{n_{(a,b)}} \sum_{i \in V_{(a)} \cap V_{(b)}} \delta_{(b)i} \approx \frac{1}{n_{(a,b)}} \sum_{i \in V_{(a)} \cap V_{(b)}} \delta_{(b)i}^{\text{main}} = \frac{1}{n_{(a,b)}} \sum_{i \in V_{(a)} \cap V_{(b)}} \frac{\sum_{j \neq i, j \in V_{(b)}} A_{i,j} \epsilon_{i,j}}{\sum_{j \neq i, j \in V_{(b)}} A_{i,j} z_{i,j}} =: \bar{\delta}_{(b)}^{a,b,\text{main}},$$

where  $z_{i,j} = \sigma'(\theta_i^* - \theta_j^*) \asymp 1$ , and  $\epsilon_{i,j} = y_{i,j} - \sigma(\theta_i^* - \theta_j^*)$  is a zero-mean noise term with  $\|\epsilon_{i,j}\|_{\psi_2} \lesssim \sqrt{1/L}$ . Moreover, our assumption of  $rp \geq \tilde{\Omega}(1)$  implies that  $\sum_{j \neq i, j \in V_{(b)}} A_{i,j} \asymp rp$  with high probability. Conditioned on this, it is easy to check that each entry of  $\tilde{\epsilon}_f^{\text{main}}$  has subgaussian norm bounded by  $\sigma_{\text{main}} \lesssim 1/\sqrt{rpL}$ . As for the  $\Omega_{a,b}(\tilde{\mathbf{L}})$  term in (21), note that the super-graph  $\tilde{G}$  is a line graph of length  $O(n/r)$ ; in addition, recall the assumption that  $n_{(a,b)} \asymp r$ . Therefore, by the Series/Parallel Law,

$$\Omega_{a,b}(\tilde{\mathbf{L}}) \lesssim \frac{n}{r} \cdot \frac{1}{r} \lesssim \frac{n}{r^2}.$$

Plugging these, as well as the local error bound  $\tilde{O}(1/\sqrt{rpL})$ , into (19), we arrive at

$$|\delta_k - \delta_\ell| \leq \tilde{O}\left(\sqrt{\frac{n}{r^2}} + 1\sqrt{\frac{1}{rpL}}\right) + \text{residual terms}, \quad 1 \leq k < \ell \leq n.$$

**Special case: Grid2D.** The analysis for Grid2D follows the same steps. First, one can show that each entry of  $\tilde{\epsilon}_f^{\text{main}}$  has subgaussian norm bounded by  $\sigma_{\text{main}} \lesssim 1/\sqrt{r^2 p L}$ . Moreover, note that the super-graph  $\tilde{G}$  is a 2D lattice of size  $O(\frac{\sqrt{n}}{r} \times \frac{\sqrt{n}}{r})$ ; in addition, recall the assumption that  $n_{(a,b)} \asymp r^2$ . Therefore, by the Parallel Law and the effective resistance of a 2D lattice [CRR<sup>+</sup>96, Theorem 6.1], one has

$$\Omega_{a,b}(\tilde{L}) \lesssim \log\left(\frac{\sqrt{n}}{r}\right) \cdot \frac{1}{r^2} \lesssim \frac{\log(n)}{r^2}.$$

Plugging these, as well as the local error bound  $\tilde{O}(1/\sqrt{r^2 p L})$ , into (19), we arrive at

$$|\delta_k - \delta_\ell| \leq \tilde{O}\left(\sqrt{\frac{\log(n)}{r^2}} + 1\sqrt{\frac{1}{r^2 p L}}\right) + \text{residual terms}, \quad 1 \leq k < \ell \leq n.$$

**Caution about “main” and “residual” error terms.** In Erdős-Rényi graphs, the main error terms of the MLE solution dominate the residual terms. However, this is not always the case for graphs with strong locality. To see this, consider the simplest example with a line graph, i.e. Grid1D( $n, r = 1, p = 1$ ). The MLE solution  $\theta^{\text{MLE}}$  admits a closed form:

$$\theta_{k+1}^{\text{MLE}} - \theta_k^{\text{MLE}} = \sigma^{-1}(y_{k+1,k}), \quad 1 \leq k \leq n-1,$$

where  $\sigma^{-1}$  is the inverse of the sigmoid function. Denote the error as  $\delta = \theta^{\text{MLE}} - \theta^*$  as usual. Recall that  $y_{k+1,k} = \sigma(\theta_{k+1}^* - \theta_k^*) + \epsilon_{k+1,k}$ , where  $\epsilon_{k+1,k}$  is a zero-mean noise term with  $\|\epsilon_{k+1,k}\|_{\psi_2} \asymp 1$ . Moreover,  $\sigma^{-1}$  is concave on  $(0, 0.5]$  and convex on  $[0.5, 1)$ . Consider the case where  $\theta_k^* = k, 1 \leq k \leq n$ ; then by a Taylor series expansion,  $\delta_{k+1} - \delta_k$  can be decomposed into an  $O(1/\sqrt{L})$  zero-mean noise term (main), plus an  $O(1/L)$  bias term (residual). Through the line graph, the zero-mean terms accumulate at a rate of  $\sqrt{n}$  (due to independence and concentration), while the bias terms accumulate linearly with  $n$ . Consequently, one has

$$|\delta_n - \delta_1| \asymp \sqrt{\frac{n}{L}} + \frac{n}{L}.$$

This shows that, although the residual terms have smaller magnitudes than the main terms, the sum of them might eventually dominate the overall  $\ell_\infty$  estimation error in the line graph, unless  $L \gtrsim n$ . While this result is implied by our Theorem 1, formal analysis for the effect of “residual” terms in more general graphs with locality remains open.

### 4.3 Solving MLE by projected gradient descent

Inspired by DC-overlap, we design a new method for solving MLE in graphs with locality, which enjoys fast convergence numerically and might inspire further theoretical analysis for MLE.

**Ingredient 1: re-parameterization.** Given a partition of nodes  $V = V_{(1)} \cup \dots \cup V_{(m)}$ , define the subgraphs  $G_{(a)} = (V_{(a)}, E_{(a)}), 1 \leq a \leq m$  and the super-graph  $\tilde{G} = (\tilde{V}, \tilde{E})$  in the same way as in DC-overlap. Assume that the subgraphs cover all edges in the original graph, namely  $E_{(1)} \cup \dots \cup E_{(m)} = E$ . We propose to solve MLE with the re-parameterization  $\phi = \{\theta_{(a)} \in \mathbb{R}^{|V_{(a)}|}\}_{1 \leq a \leq m}$ . Define the constraint set

$$\mathcal{C} = \left\{ \phi = \{\theta_{(a)} \in \mathbb{R}^{|V_{(a)}|}\}_{1 \leq a \leq m} : \theta_{(a)i} = \theta_{(b)i} \text{ for all } (a,b) \in \tilde{E} \text{ and } i \in V_{(a)} \cap V_{(b)} \right\}.$$

With these in place, minimizing the MLE loss function  $\mathcal{L}(\theta)$  defined in (2) is equivalent to

$$\min_{\phi = \{\theta_{(a)}\} \in \mathcal{C}} \sum_{1 \leq a \leq m} \mathcal{L}_{(a)}(\theta_{(a)}),$$

where

$$\mathcal{L}_{(a)}(\theta_{(a)}) = \sum_{(i,j) \in E_{(a)}, i < j} w_{i,j} L_{i,j} \left( -y_{i,j}(\theta_{(a)i} - \theta_{(a)j}) + \log(1 + e^{\theta_{(a)i} - \theta_{(a)j}}) \right).$$

Notice that  $\mathcal{L}_{(a)}(\theta_{(a)})$  is the same as the MLE loss defined on the subgraph  $G_{(a)}$ , except for the additional weights  $\{w_{i,j}\}$ , which are chosen to ensure that  $\mathcal{L}(\theta) = \sum_{1 \leq a \leq m} \mathcal{L}_{(a)}(\theta|_{V_{(a)}})$  for any  $\theta \in \mathbb{R}^n$ .

**Ingredient 2: projected gradient descent (PGD).** Now, given any  $\theta \in \mathbb{R}^n$ , we do the re-parameterization  $\phi = \{\theta_{(a)} = \theta|_{V_{(a)}}\}_{1 \leq a \leq m}$ , and run one step of gradient descent on  $\phi$  to obtain  $\{\theta'_{(a)}\}$ , which can be done by running one step of gradient descent on each loss function  $\mathcal{L}_{(a)}(\theta_{(a)})$  separately and in parallel. The next step is to project  $\{\theta'_{(a)}\}$  back to the constraint set  $\mathcal{C}$ . If we naively use the usual Euclidean norm as the distance metric, then projection onto  $\mathcal{C}$  is equivalent to solving the problem

$$\min_{\theta'' \in \mathbb{R}^n} \sum_{1 \leq i \leq n} \sum_{1 \leq a \leq m: i \in V_{(a)}} (\theta'_{(a)i} - \theta''_i)^2.$$

The solution  $\theta''$  satisfies that each  $\theta''_i$  is simply the average of  $\{\theta'_{(a)i}\}_{1 \leq a \leq m: i \in V_{(a)}}$ ; this incurs the minimal loss

$$\sum_{1 \leq i \leq n} \sum_{1 \leq a \leq m: i \in V_{(a)}} \left( \theta'_{(a)i} - \frac{1}{s_i} \sum_{1 \leq b \leq m: i \in V_{(b)}} \theta'_{(b)i} \right)^2,$$

where  $s_i = |\{1 \leq a \leq m : i \in V_{(a)}\}|$ ,  $1 \leq i \leq n$ .

To accelerate convergence, we propose to perform projection in a different way. The key observation is that, for the loss function  $\mathcal{L}_{(a)}$ ,  $\theta_{(a)}$  is equivalent to  $\theta_{(a)} + c_{(a)} \mathbf{1}_{(a)}$  for any  $c_{(a)} \in \mathbb{R}$ . Hence, a better way of projection is solving a joint minimization problem over  $\theta'' \in \mathbb{R}^n$  and  $\mathbf{c} \in \mathbb{R}^m$ . Given any  $\mathbf{c}$ , the optimal  $\theta''$  can be obtained by taking a simple average for each entry; hence, it boils down to optimizing  $\mathbf{c}$  as follows:

$$\min_{\mathbf{c} \in \mathbb{R}^m} f(\mathbf{c}) = \sum_{1 \leq i \leq n} \sum_{1 \leq a \leq m: i \in V_{(a)}} \left( \theta'_{(a)i} + c_{(a)} - \frac{1}{s_i} \sum_{1 \leq b \leq m: i \in V_{(b)}} (\theta'_{(b)i} + c_{(b)}) \right)^2.$$

Using the fact that  $\sum_{1 \leq i \leq n} (x_i - \bar{x})^2 = \frac{1}{n} \sum_{1 \leq i < j \leq n} (x_i - x_j)^2$  (where  $\bar{x} = \frac{1}{n} \sum_{1 \leq i \leq n} x_i$ ), this loss function can be rewritten as

$$\begin{aligned} f(\mathbf{c}) &= \sum_{1 \leq i \leq n} \frac{1}{s_i} \sum_{1 \leq a < b \leq m: i \in V_{(a)} \cap V_{(b)}} \left( (\theta'_{(a)i} + c_{(a)}) - (\theta'_{(b)i} + c_{(b)}) \right)^2 \\ &= \sum_{(a,b) \in \tilde{E}, a < b} \sum_{i \in V_{(a)} \cap V_{(b)}} \frac{1}{s_i} \left( (\theta'_{(a)i} + c_{(a)}) - (\theta'_{(b)i} + c_{(b)}) \right)^2. \end{aligned}$$

Hence this becomes a weighted least-squares problem; again, finding the optimal  $\mathbf{c}$  can be done by solving a Laplacian linear system, similar to the case in our earlier analysis for DC-overlap.

Algorithm 4 summarizes the proposed procedure of solving MLE by re-parameterization and PGD.

*Remark 5.* Common first-order iterative methods for solving MLE (e.g. gradient descent, coordinate descent, minorization-maximization [Hun04, VYZ22]) are doomed to suffer from slow convergence in graphs with locality, because they are *decentralized* in nature. More specifically, at each iteration, the  $i$ -th entry of the estimate  $\theta$  is updated using only its neighboring entries  $\{\theta_j\}_{j \in \mathcal{N}(i)}$ ; therefore, it takes many iterations for changes in one entry to propagate through the graph, if the graph exhibits locality. The PrecondGD method (see Remark 3) accelerate convergence by a preconditioner that adapts to the optimization landscape of  $\mathcal{L}(\theta)$ . In contrast, the PGD method proposed in this section is tailored to graphs with locality, and accelerate convergence by explicit global alignment among subgraphs; compared with PrecondGD, it involves solving Laplacian linear systems of smaller sizes. See Section 5.3 for an empirical comparison of various methods for solving MLE.

#### 4.4 DC-community: divide and conquer with communities

**Algorithm.** DC-community is another divide-and-conquer algorithm, suitable for graphs composed of multiple communities (including Grid1D and Grid2D). It follows a similar two-step procedure, namely local estimation and global alignment.

Suppose that we are given a graph  $G = (V, E)$  and a *disjoint* partition of the nodes  $V = V_{(1)} \cup \dots \cup V_{(m)}$ ; each  $V_{(a)}$  can be regarded as a community. Define the super-graph  $\tilde{G} = (\tilde{V}, \tilde{E})$ , where  $|\tilde{V}| = m$ , and  $(a, b) \in \tilde{E}$  if and only if there are edges connecting  $V_{(a)}$  and  $V_{(b)}$ , namely  $(V_{(a)} \times V_{(b)}) \cap E \neq \emptyset$ . Similar to DC-overlap,

---

**Algorithm 4:** Projected gradient descent (PGD) for solving MLE
 

---

- 1 **Input:** graph  $G = (V, E)$  and subgraphs  $\{G_{(a)} = (V_{(a)}, E_{(a)})\}_{1 \leq a \leq m}$ , data  $\{y_{i,j}, L_{i,j}\}_{(i,j) \in E, i < j}$ , initialization  $\boldsymbol{\theta}^0 \in \mathbb{R}^n$ , step size  $\eta$ , number of iterations  $T$ .
- 2 Define  $\tilde{G} = (\tilde{V}, \tilde{E})$ , such that  $|\tilde{V}| = m$ , and  $(a, b) \in \tilde{E}$  if and only if  $V_{(a)} \cap V_{(b)} \neq \emptyset$ .
- 3 Calculate  $\{s_i\}, \{w_{i,j}\}$  as follows:

$$s_i \leftarrow |\{1 \leq a \leq m : i \in V_{(a)}\}|, \quad 1 \leq i \leq n; \quad w_{i,j} \leftarrow \frac{1}{|\{1 \leq a \leq m : (i, j) \in E_{(a)}\}|}, \quad (i, j) \in E.$$

- 4 Define the graph Laplacian matrix

$$\tilde{\mathbf{L}} = \sum_{(a,b) \in \tilde{E}, a < b} \left( \sum_{i \in V_{(a)} \cap V_{(b)}} \frac{1}{s_i} \right) (\mathbf{e}_{(a)} - \mathbf{e}_{(b)}) (\mathbf{e}_{(a)} - \mathbf{e}_{(b)})^\top.$$

- 5 For each  $1 \leq a \leq m$ , define the loss function

$$\mathcal{L}_{(a)}(\boldsymbol{\theta}_{(a)}) = \sum_{(i,j) \in E_{(a)}, i < j} w_{i,j} L_{i,j} \left( -y_{i,j} (\boldsymbol{\theta}_{(a)})_i - \boldsymbol{\theta}_{(a)}_j + \log(1 + e^{\boldsymbol{\theta}_{(a)}_i - \boldsymbol{\theta}_{(a)}_j}) \right).$$

// PGD iterations

- 6 **for**  $t = 0, 1, \dots, T - 1$  **do**
  - 7     For each  $1 \leq a \leq m$ , let  $\boldsymbol{\theta}_{(a)} \leftarrow \boldsymbol{\theta}^t|_{V_{(a)}}$  and  $\boldsymbol{\theta}'_{(a)} \leftarrow \boldsymbol{\theta}_{(a)} - \eta \nabla \mathcal{L}_{(a)}(\boldsymbol{\theta}_{(a)})$ .
  - 8     Compute  $\mathbf{c} = \tilde{\mathbf{L}}^\dagger \mathbf{x} \in \mathbb{R}^m$ , where
 
$$\mathbf{x} = \sum_{(a,b) \in \tilde{E}, a < b} \sum_{i \in V_{(a)} \cap V_{(b)}} \frac{1}{s_i} (\boldsymbol{\theta}'_{(b)})_i - \boldsymbol{\theta}'_{(a)}_i (\mathbf{e}_{(a)} - \mathbf{e}_{(b)}).$$
  - 9     For all  $1 \leq i \leq n$ , let  $\boldsymbol{\theta}_i^{t+1} \leftarrow \frac{1}{s_i} \sum_{1 \leq a \leq m : i \in V_{(a)}} (\boldsymbol{\theta}'_{(a)})_i + c_{(a)}$ .
  - 10 **Output:**  $\boldsymbol{\theta}^T \in \mathbb{R}^n$ .
- 

we first obtain local estimation  $\{\boldsymbol{\theta}_{(a)}\}_{1 \leq a \leq m}$  for each subgraph. It remains to achieve global alignment by some constant shifts  $\mathbf{c} = [c_{(a)}]_{1 \leq a \leq m}$ . To do this, let us first estimate the difference of shifts  $\Delta_{(a,b)}$  between a pair of subgraphs  $(a, b) \in \tilde{E}$ , by finding the solution to

$$\sum_{(i,j) \in (V_{(a)} \times V_{(b)}) \cap E} L_{i,j} \left( \sigma(\boldsymbol{\theta}_{(a)}_i - \boldsymbol{\theta}_{(b)}_j + \Delta_{(a,b)}) - y_{i,j} \right) = 0;$$

this can be solved by various methods, such as Newton's method or binary search. Equivalently,  $\Delta_{(a,b)}$  is chosen to maximize the likelihood of the samples  $\{y_{i,j}\}$  on the edges connecting  $V_{(a)}$  and  $V_{(b)}$ . Now, using  $\{\Delta_{(a,b)}\}$  as a surrogate of  $\{c_{(a)} - c_{(b)}\}$ , we find  $\mathbf{c}$  by solving the following weighted least-squares problem with some given weights  $\{w_{(a,b)}\}$  (e.g.  $w_{(a,b)} = 1$ , or  $w_{(a,b)} = |(V_{(a)} \times V_{(b)}) \cap E|$ ):

$$\min_{\mathbf{c} \in \mathbb{R}^m} \sum_{(a,b) \in \tilde{E}, a < b} w_{(a,b)} (c_{(a)} - c_{(b)} - \Delta_{(a,b)})^2.$$

Again, the optimal  $\mathbf{c}$  is the solution to a Laplacian linear system. Finally, for each  $1 \leq a \leq m$  and  $i \in V_{(a)}$ , let  $\theta_i = \boldsymbol{\theta}_{(a)}_i + c_{(a)}$ ; since  $\{V_{(a)}\}$  are disjoint, this already gives us a solution  $\boldsymbol{\theta} \in \mathbb{R}^n$ . The complete procedure of DC-community is summarized in Algorithm 5.

**Analysis.** For a theoretical analysis of DC-community, the key step is to show that each  $\Delta_{(a,b)} \in \mathbb{R}$  is approximately linear in the local estimation errors of  $\boldsymbol{\theta}_{(a)}$  and  $\boldsymbol{\theta}_{(b)}$ . Ingredients of the remaining analysis are

---

**Algorithm 5: DC-community: divide and conquer by communities**


---

- 1 **Input:** graph  $G = (V, E)$  and subgraphs  $\{G_{(a)} = (V_{(a)}, E_{(a)})\}_{1 \leq a \leq m}$ , weights  $\{w_{(a,b)}\}$ , data  $\{y_{i,j}, L_{i,j}\}_{(i,j) \in E, i < j}$ .
- 2 Define  $\tilde{G} = (\tilde{V}, \tilde{E})$ , such that  $|\tilde{V}| = m$ , and  $(a, b) \in \tilde{E}$  if and only if  $(V_{(a)} \times V_{(b)}) \cap E \neq \emptyset$ .  
// Step 1: local estimation
- 3 For each  $1 \leq a \leq m$ , let  $\theta_{(a)}$  be the solution of Algorithm 1 or 2 with input  $\{y_{i,j}, L_{i,j}\}_{(i,j) \in E_{(a)}, i < j}$ .  
// Step 2: global alignment
- 4 For each  $(a, b) \in \tilde{E}, a < b$ , let  $\Delta_{(a,b)}$  be the solution of the following equation:

$$\sum_{(i,j) \in (V_{(a)} \times V_{(b)}) \cap E} L_{i,j} \left( \sigma(\theta_{(a)i} - \theta_{(b)j} + \Delta_{(a,b)}) - y_{i,j} \right) = 0.$$

- 5 Let  $\mathbf{c} = \tilde{\mathbf{L}}^\dagger \mathbf{x} \in \mathbb{R}^m$ , where

$$\begin{aligned} \tilde{\mathbf{L}} &= \sum_{(a,b) \in \tilde{E}, a < b} w_{(a,b)} (\mathbf{e}_{(a)} - \mathbf{e}_{(b)}) (\mathbf{e}_{(a)} - \mathbf{e}_{(b)})^\top, \\ \mathbf{x} &= \sum_{(a,b) \in \tilde{E}, a < b} w_{(a,b)} \Delta_{(a,b)} (\mathbf{e}_{(a)} - \mathbf{e}_{(b)}). \end{aligned}$$

- 6 Define  $\boldsymbol{\theta} \in \mathbb{R}^n$  as follows: for each  $1 \leq a \leq m$ , let  $\theta_i \leftarrow \theta_{(a)i} + c_{(a)}$  for all  $i \in V_{(a)}$ .
  - 7 **Output:**  $\boldsymbol{\theta} \in \mathbb{R}^n$ .
- 

the same as those for DC-overlap, namely uncertainty quantification for MLE in Erdős-Rényi graphs, and the connection between Laplacian systems and effective resistances. We skip the details for brevity.

## 5 Numerical experiments

In this section, we conduct numerical experiments to validate our theory and illustrate the efficacy of the proposed algorithms.

### 5.1 MLE and the spectral method

We compare the classical algorithms, namely MLE and the spectral method, in Grid1D( $n, r, p$ ) graphs with  $L$  measurements on each edge. We fix  $r = 10, p = 0.8, L = 100$ , and let  $n$  vary between 60 and 780. In terms of the true scores  $\boldsymbol{\theta}^*$ , two settings are considered:

- The “sine” setting, where  $\theta_i^* = \sin(i/r), 1 \leq i \leq n$ ; this implies that  $\kappa_E, \kappa \lesssim 1$ .
- The “linear” setting, where  $\theta_i^* = i/r$ ; this implies that  $\kappa_E \lesssim 1$ , while  $\kappa$  grows exponentially with  $n$ .

Numerical results are summarized in Figure 5. In the “sine” setting, both algorithms have similar performance. However, in the “linear” setting, the spectral method is able to estimate  $\boldsymbol{\pi}^*$  accurately, while suffering from a linearly growing  $\ell_\infty$  error in estimating  $\boldsymbol{\theta}^*$ , as shown in Figure 5(e). Figure 5(f) reveals that this is because the spectral method fails to numerically calculate those extremely small stationary probabilities on some nodes, even in the case of infinite samples. This confirms the advantage of MLE over the spectral method, in the scenarios where  $\kappa_E$  is small but  $\kappa$  can be very large.

### 5.2 MLE and DC-overlap

We compare the  $\ell_\infty$  errors achieved by MLE and DC-overlap. Two settings are considered:

- For Grid1D( $n, r, p$ ), we set  $\theta_i^* = i/r, 1 \leq i \leq n$ , and the theory bound  $5\sqrt{n/r^2 + 1}\sqrt{1/rpL}$ .

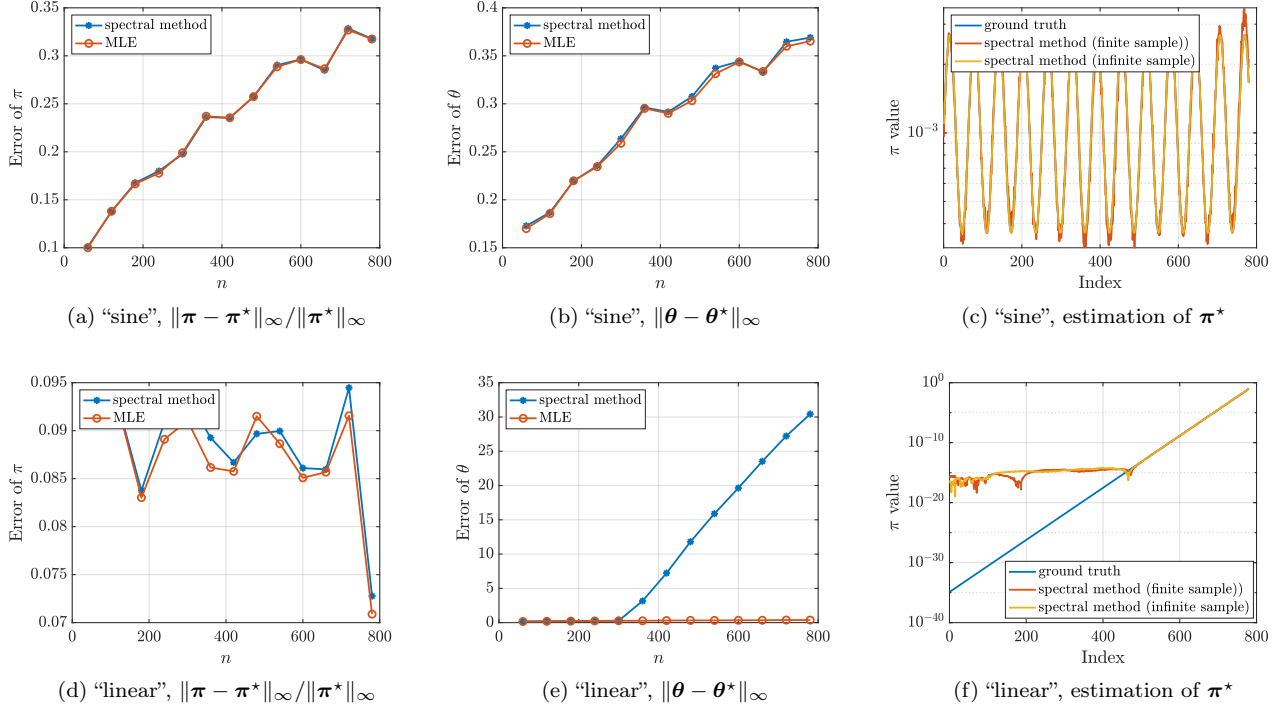


Figure 5: Numerical comparisons of MLE and the spectral method. The first row follows the “sine” setting, and the second row follows the “linear” setting. When measuring the error, we make sure that both  $\theta$  and  $\theta^*$  are zero-mean, and both  $\pi$  and  $\pi^*$  are probability vectors. Each curve in the first two columns is an average over 30 independent trials.

- For  $\text{Grid2D}(n, r, p)$ , we set  $\theta_i^* = (i_1 + i_2)/r, 1 \leq i_1, i_2 \leq \sqrt{n}$  (where  $i = (i_1, i_2)$  is the two-dimensional index for each node, as in Definition 1), and the theory bound  $6\sqrt{\log(n)}/r^2 + 1\sqrt{1/r^2 pL}$ .

Figure 6 summarizes how the  $\ell_\infty$  errors change with various parameters. It is confirmed that MLE and DC-overlap have very close performance, and match the theoretical bounds quite well.

### 5.3 Solving MLE by various methods

We compare the convergence of various algorithms for solving MLE (2). Two settings are considered:

- Consider a  $\text{Grid1D}$  graph with  $n = 400, r = 10, p = 0.8, L = 100$ . The ground-truth  $\theta^*$  is defined by  $\theta_i^* = i/r, 1 \leq i \leq n$ .
- Consider a  $\text{Grid2D}$  graph with  $n = 30^2 = 900, r = 5, p = 0.8, L = 100$ . The ground-truth  $\theta^*$  is defined by  $\theta_i^* = (i_1 + i_2)/r$ .

Algorithms of interests (and their configurations) include the following:

- Preconditioned gradient descent (PrecondGD): we fix the step size  $\eta = 1$ ; for the preconditioner, we consider the “oracle” choice  $L_z^\dagger$ , with  $L_z$  defined in (6), as well as the implementable choice  $L^\dagger$ , where  $L = (1/4) \sum_{(i,j) \in E, i < j} L_{i,j} (e_i - e_j)(e_i - e_j)^\top$  (i.e. the  $\{z_{i,j} = \sigma'(\theta_i^* - \theta_j^*)\}$  terms in the definition of  $L_z$  is replaced with  $\sigma'(0) = 1/4$ ).
- Projected gradient descent (PGD): the graph is partitioned into overlapping Erdős-Rényi subgraphs of size  $\Theta(r)$  for  $\text{Grid1D}$ , or  $\Theta(r^2)$  for  $\text{Grid2D}$ ; we set the step size  $\eta \asymp 1/rpL$  for  $\text{Grid1D}$ , or  $\eta \asymp 1/r^2 pL$  for  $\text{Grid2D}$ .



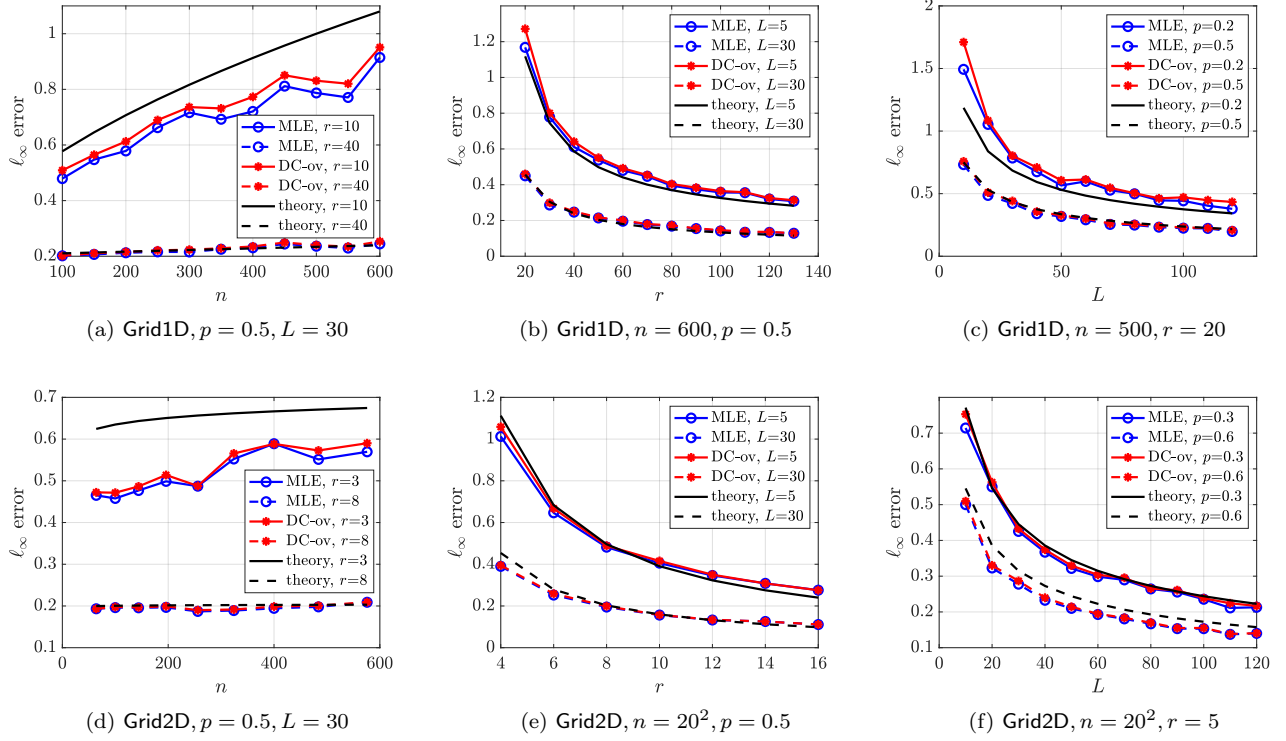


Figure 6: An empirical comparison between MLE and DC-overlap, with the error metric  $\|\theta - \theta^*\|_\infty$ . Each curve is an average over 40 independent trials.

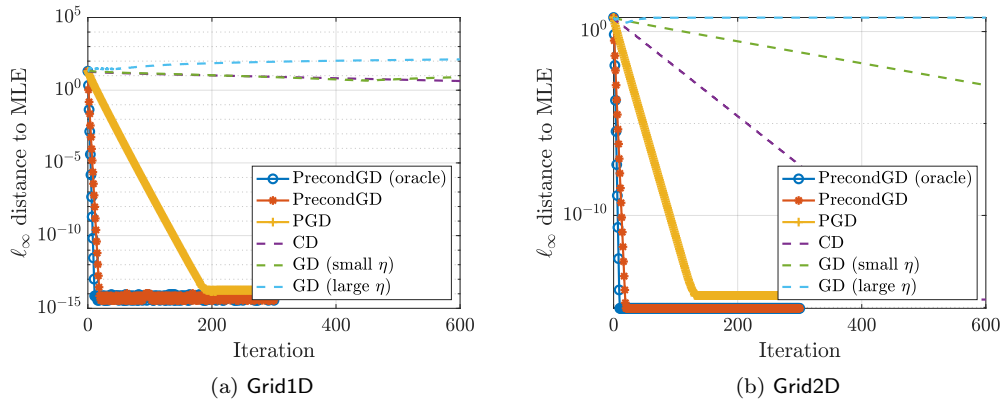


Figure 7: Convergence of various methods for solving MLE.

- Coordinate descent (CD): one entry of  $\theta$  is updated at each step (by minimizing the sum of terms in (2) that are related to this entry), in a cyclic manner; we regard a sequence of  $n$  updates as one iteration.
- Gradient descent (GD): for each setting, we consider two step sizes  $\eta_{\text{small}}$  and  $\eta_{\text{large}} = 5\eta_{\text{small}}$ , where  $\eta_{\text{small}} \asymp 1/rpL$  for Grid1D, or  $\eta_{\text{small}} \asymp 1/r^2pL$  for Grid2D; these are chosen at the edge of convergence, i.e. GD with  $\eta_{\text{small}}$  converges while GD with  $\eta_{\text{large}}$  does not.

It is easy to check that the computational complexity per iteration is  $O(|E|)$  for CD and GD. This is also true (at least in theory) for PrecondGD and PGD, if they are implemented with the state-of-the-art solvers for Laplacian linear systems.

Figure 7 illustrates the empirical comparisons of the algorithms in both settings. It is confirmed that PrecondGD has the fastest convergence, followed by PGD; on the other hand, vanilla first-order methods like CD and GD are much slower, especially in 1D grids with a large size  $n$  and small radius  $r$ .

## 6 Discussion

We have studied the problem of ranking from pairwise comparisons in the BTL model with general graphs or graphs with locality. Moving forward, it is highly desirable to prove that MLE, the principled gold-standard algorithm for the BTL model, can achieve the optimal error rates *in the sparsest regime* in graphs with locality; we hope that our work will be helpful for achieving this ultimate goal. On the practical side, it is worthwhile to explore more computationally efficient methods for solving the MLE problem (especially when the loss landscape is ill-conditioned), or more practical divide-and-conquer algorithms (e.g. without requiring a graph partition as an input).

## Acknowledgements

We would like to thank Yuxin Chen for numerous helpful discussions.

## A Deferred proofs

### A.1 Proof of Lemma 1

#### A.1.1 Part 1

We prove the first part of Lemma 1 by contradiction. Suppose that a unique and finite MLE solution does not exist. Then, according to Proposition 1, there exists a disjoint partition  $\Omega_1, \Omega_2$  of the nodes, such that  $y_{i,j}^{(\ell)} = 1$  for all  $(i, j) \in (\Omega_1 \times \Omega_2) \cap E$  and  $1 \leq \ell \leq L_{i,j}$ . Therefore, within any bounded set containing  $\theta^*$ , there is a strict descent direction (which increases the scores on  $\Omega_1$  and decreases the scores on  $\Omega_2$ ) for *any*  $\theta$  in this set, which implies that  $\|\nabla \mathcal{L}(\theta)\|_2$  is bounded away from zero.

However, we have proved in Step 2 of Section 3.3 that, conditioned on (12), the PrecondGD iterations  $\{\theta^t\}$  stays within a bounded set containing  $\theta^*$ ; moreover, since the loss function  $\mathcal{L}(\theta)$  is convex and smooth, the classical descent lemma (with modifications that account for the preconditioner) tells us that, with a sufficiently small step size  $\eta$ , one has  $\min_{1 \leq t \leq T} \|\nabla \mathcal{L}(\theta^t)\|_2 \lesssim 1/T \rightarrow 0$  as  $T$  grows to infinity. Hence we encounter a contradiction, which means that a unique and finite MLE solution must exist.

#### A.1.2 Part 2

Consider minimizing a general loss function  $\mathcal{L}(\theta)$ , where  $\theta \in \mathbb{R}^d$ . The  $t$ -th iteration of PrecondGD is

$$\theta^{t+1} = \theta^t - \eta \mathbf{M} \cdot \nabla \mathcal{L}(\theta^t), \quad (22)$$

where  $\mathbf{M} \in \mathbb{R}^{d \times d}$  is a symmetric preconditioner. The following result guarantees the convergence of PrecondGD, whose proof will be provided momentarily.

**Proposition 3.** Consider the  $t$ -th iteration of PrecondGD (22). Let  $\mathbf{U} \in \mathbb{R}^{d \times m}$  be an orthonormal matrix representing a  $m$ -dimensional subspace in  $\mathbb{R}^d$ . Suppose that the following conditions hold:

- The optimization problem  $\min_{\boldsymbol{\theta} \in \text{col}(\mathbf{U})} \mathcal{L}(\boldsymbol{\theta})$ , where  $\mathcal{L}$  is smooth and convex, has a unique minimizer  $\widehat{\boldsymbol{\theta}}$ ;
- There exists a convex set  $\mathcal{C} \subseteq \text{col}(\mathbf{U})$  such that  $\mathbf{U}^\top \boldsymbol{\theta}^t, \mathbf{U}^\top \widehat{\boldsymbol{\theta}} \in \text{interior}(\mathbf{U}^\top \mathcal{C})$ ;
- The Hessian and preconditioner satisfy that  $\text{col}(\nabla^2 \mathcal{L}(\boldsymbol{\theta})), \text{col}(\mathbf{M}) \subseteq \text{col}(\mathbf{U})$ ,  $\mathbf{M} \succcurlyeq \epsilon \cdot \mathbf{U}\mathbf{U}^\top$  (for some  $\epsilon > 0$ ) is symmetric, and  $\alpha_1 \mathbf{M}^\dagger \preccurlyeq \nabla^2 \mathcal{L}(\boldsymbol{\theta}) \preccurlyeq \alpha_2 \mathbf{M}^\dagger$  for all  $\boldsymbol{\theta} \in \mathcal{C}$ , where  $0 < \alpha_1 \leq \alpha_2$ .

Under these conditions, we have  $\|\boldsymbol{\theta}^{t+1} - \widehat{\boldsymbol{\theta}}\|_{\mathbf{M}^\dagger} \leq (1 - \eta\alpha_1)\|\boldsymbol{\theta}^t - \widehat{\boldsymbol{\theta}}\|_{\mathbf{M}^\dagger}$ , provided that  $0 < \eta \leq 1/\alpha_2$ .

It remains to show how Part 2 of Lemma 1 follows from this proposition. First, we shall specify the preconditioner  $\mathbf{M} = \mathbf{L}_z^\dagger$  and the subspace  $\mathbf{U}$  with  $\text{col}(\mathbf{U}) = \{\mathbf{x} \in \mathbb{R}^n : \mathbf{x}^\top \mathbf{1}_n = 0\}$ . Moreover, let  $\mathcal{C}$  be a sufficiently large bounded convex set, such that both  $\boldsymbol{\theta}^{\text{MLE}}$  and

$$\mathcal{C}_B := \left\{ \boldsymbol{\theta} \in \mathbb{R}^n : \boldsymbol{\theta}^\top \mathbf{1}_n = 0; |(\theta_k - \theta_\ell) - (\theta_k^* - \theta_\ell^*)| \leq B_{k,\ell}, (k, \ell) \in E \right\}$$

are contained in the interior of  $\mathcal{C}$  (after projection onto the subspace  $\text{col}(\mathbf{U})$ ). Finally, recall the expression (3b) of  $\nabla^2 \mathcal{L}(\boldsymbol{\theta})$ ; due to the boundedness of  $\mathcal{C}$ , there exist some  $0 < \alpha_1 \leq \alpha_2$  such that  $\alpha_1 \mathbf{L}_z \preccurlyeq \nabla^2 \mathcal{L}(\boldsymbol{\theta}) \preccurlyeq \alpha_2 \mathbf{L}_z$  for all  $\boldsymbol{\theta} \in \mathcal{C}$ . Now, it is easy to check that the required conditions in Proposition 3 are satisfied for all  $t \geq 0$  in the setting of Lemma 1, which concludes our proof of the lemma.

*Proof of Proposition 3.* We first prove for the simpler case where  $\mathbf{U} = \mathbf{I}_d$ . Denote  $\boldsymbol{\delta}^t := \boldsymbol{\theta}^t - \widehat{\boldsymbol{\theta}}$ . According to the PrecondGD update and the optimality condition for  $\widehat{\boldsymbol{\theta}}$ , namely  $\nabla \mathcal{L}(\widehat{\boldsymbol{\theta}}) = \mathbf{0}$ , we have

$$\boldsymbol{\delta}^{t+1} = \boldsymbol{\delta}^t - \eta \mathbf{M} \nabla \mathcal{L}(\boldsymbol{\theta}^t) = \boldsymbol{\delta}^t - \eta \mathbf{M} (\nabla \mathcal{L}(\boldsymbol{\theta}^t) - \nabla \mathcal{L}(\widehat{\boldsymbol{\theta}})) = \boldsymbol{\delta}^t - \eta \mathbf{M} \int_0^1 \nabla^2 \mathcal{L}(\boldsymbol{\theta}^t(\tau)) d\tau \cdot \boldsymbol{\delta}^t, \quad (23)$$

where  $\boldsymbol{\theta}^t(\tau) := \widehat{\boldsymbol{\theta}} + \tau \cdot (\boldsymbol{\theta}^t - \widehat{\boldsymbol{\theta}})$ ,  $0 \leq \tau \leq 1$ . Consequently,

$$\begin{aligned} \mathbf{M}^{-\frac{1}{2}} \boldsymbol{\delta}^{t+1} &= \mathbf{M}^{-\frac{1}{2}} \boldsymbol{\delta}^t - \eta \mathbf{M}^{\frac{1}{2}} \int_0^1 \nabla^2 \mathcal{L}(\boldsymbol{\theta}^t(\tau)) d\tau \cdot \mathbf{M}^{\frac{1}{2}} \cdot \mathbf{M}^{-\frac{1}{2}} \boldsymbol{\delta}^t \\ &= \left( \mathbf{I}_n - \eta \mathbf{M}^{\frac{1}{2}} \int_0^1 \nabla^2 \mathcal{L}(\boldsymbol{\theta}^t(\tau)) d\tau \cdot \mathbf{M}^{\frac{1}{2}} \right) \mathbf{M}^{-\frac{1}{2}} \boldsymbol{\delta}^t. \end{aligned}$$

By convexity of  $\mathcal{C}$ , we have  $\boldsymbol{\theta}^t(\tau) \in \mathcal{C}$  for all  $0 \leq \tau \leq 1$ , and hence  $\alpha_1 \mathbf{I}_n \preccurlyeq \mathbf{M}^{\frac{1}{2}} \int_0^1 \nabla^2 \mathcal{L}(\boldsymbol{\theta}^t(\tau)) d\tau \cdot \mathbf{M}^{\frac{1}{2}} \preccurlyeq \alpha_2 \mathbf{I}_n$  by assumption. Therefore, if  $0 < \eta \leq 1/\alpha_2$ , then  $\mathbf{0} \preccurlyeq \mathbf{I}_n - \eta \mathbf{M}^{\frac{1}{2}} \int_0^1 \nabla^2 \mathcal{L}(\boldsymbol{\theta}^t(\tau)) d\tau \cdot \mathbf{M}^{\frac{1}{2}} \preccurlyeq (1 - \eta\alpha_1) \mathbf{I}_n$ , which implies  $\|\mathbf{M}^{-\frac{1}{2}} \boldsymbol{\delta}^{t+1}\|_2 = \|\boldsymbol{\delta}^{t+1}\|_{\mathbf{M}^{-1}} \leq (1 - \eta\alpha_1) \|\boldsymbol{\delta}^t\|_{\mathbf{M}^{-1}}$ .

The proof for the case of general  $\mathbf{U}$  is very similar, with some minor modifications. Notice that, by assumption, we have  $\boldsymbol{\delta}^t = \mathbf{U}\mathbf{U}^\top \boldsymbol{\delta}^t$ ,  $\mathbf{M} = \mathbf{U}\mathbf{U}^\top \mathbf{M}$ , and  $\mathbf{U}\mathbf{U}^\top \nabla \mathcal{L}(\widehat{\boldsymbol{\theta}}) = \mathbf{0}$ . Therefore  $\mathbf{M} \nabla \mathcal{L}(\widehat{\boldsymbol{\theta}}) = \mathbf{M}\mathbf{U}\mathbf{U}^\top \nabla \mathcal{L}(\widehat{\boldsymbol{\theta}}) = \mathbf{0}$ , and it is thus easy to check that (23) still holds. Consequently,

$$\begin{aligned} (\mathbf{M}^\dagger)^{\frac{1}{2}} \boldsymbol{\delta}^{t+1} &= (\mathbf{M}^\dagger)^{\frac{1}{2}} \boldsymbol{\delta}^t - \eta \mathbf{M}^{\frac{1}{2}} \int_0^1 \nabla^2 \mathcal{L}(\boldsymbol{\theta}^t(\tau)) d\tau \cdot \mathbf{M}^{\frac{1}{2}} \cdot (\mathbf{M}^\dagger)^{\frac{1}{2}} \boldsymbol{\delta}^t \\ &= \left( \mathbf{U}\mathbf{U}^\top - \eta \mathbf{M}^{\frac{1}{2}} \int_0^1 \nabla^2 \mathcal{L}(\boldsymbol{\theta}^t(\tau)) d\tau \cdot \mathbf{M}^{\frac{1}{2}} \right) (\mathbf{M}^\dagger)^{\frac{1}{2}} \boldsymbol{\delta}^t. \end{aligned}$$

If  $0 < \eta \leq 1/\alpha_2$ , then  $\mathbf{0} \preccurlyeq \mathbf{U}\mathbf{U}^\top - \eta \mathbf{M}^{\frac{1}{2}} \int_0^1 \nabla^2 \mathcal{L}(\boldsymbol{\theta}^t(\tau)) d\tau \cdot \mathbf{M}^{\frac{1}{2}} \preccurlyeq (1 - \eta\alpha_1) \mathbf{U}\mathbf{U}^\top$ , which implies  $\|(\mathbf{M}^\dagger)^{\frac{1}{2}} \boldsymbol{\delta}^{t+1}\|_2 = \|\boldsymbol{\delta}^{t+1}\|_{\mathbf{M}^\dagger} \leq (1 - \eta\alpha_1) \|\boldsymbol{\delta}^t\|_{\mathbf{M}^\dagger}$ .  $\square$

## B Miscellaneous results

**Fact 3.** *The sigmoid function  $\sigma(x) = 1/(1+e^{-x})$  satisfies that, for all  $x \in \mathbb{R}$ ,  $\sigma'(x) \geq 1/(4e^{|x|})$ . As a result, for any  $\alpha \geq 1$ ,  $|x| \leq \log \alpha$  implies  $\sigma'(x) \geq 1/(4\alpha)$ .*

*Proof.*  $\sigma'(x) = \sigma(x) \cdot (1 - \sigma(x)) = \frac{1}{(1+e^{-x})(1+e^x)} = \frac{1}{(1+e^{-|x|})(1+e^{|x|})} \geq \frac{1}{2(1+e^{|x|})} \geq \frac{1}{4e^{|x|}}$ .  $\square$

**Example 1.** We consider some special graphs where the parameters  $\{B_{k,\ell}\}$  (recalling that  $B_{k,\ell} \lesssim \sqrt{\Omega_{k,\ell}(\mathbf{L}_z)\kappa_E}$ ) and/or  $\{V_{k,\ell}\}$  defined in Section 3 can be explicitly calculated or bounded, with the help of Fact 1. Some of our bounds on  $\Omega_{k,\ell}$  have been present in the literature, e.g. [HOS19, Table 1]. In the following, we always let  $n$  denote the number of nodes in the graph.

- **Trees.** Consider any  $k \neq \ell$ , and let  $P_{k,\ell}$  be the path connecting nodes  $k$  and  $\ell$ ; then  $\Omega_{k,\ell}(\mathbf{L}_z) = \sum_{(i,j) \in P_{k,\ell}} 1/L_{i,j}z_{i,j}$  by the Series Law. In addition, for any  $(k,\ell) \in E$ ,  $(\mathbf{e}_i - \mathbf{e}_j)^\top \mathbf{L}_z^\dagger (\mathbf{e}_k - \mathbf{e}_\ell)$  is nonzero only for  $(i,j) = (k,\ell)$ , which implies that  $V_{k,\ell} = L_{k,\ell}\Omega_{k,\ell}(\mathbf{L}_z) = L_{k,\ell} \cdot (1/L_{k,\ell}z_{k,\ell}) = 1/z_{k,\ell} \lesssim \kappa_E$ .
- **Rings.** Assume  $L_{i,j} = L$  for simplicity. Consider any  $k \neq \ell$ , and let  $P_{k,\ell}$  be any of the two paths connecting nodes  $k$  and  $\ell$ ; then  $\Omega_{k,\ell}(\mathbf{L}_z) \leq \sum_{(i,j) \in P_{k,\ell}} 1/L_{i,j}z_{i,j} \lesssim \kappa_E n/L$ . As for  $V_{k,\ell}$  with  $(k,\ell) \in E$ , recall that  $V_{k,\ell} = L \sum_{(i,j) \in E, i < j} |v_i - v_j|$ , where  $\mathbf{v} = \mathbf{L}_z^\dagger (\mathbf{e}_k - \mathbf{e}_\ell)$ ; as many of the  $|v_i - v_j|$  terms cancel out along the path connecting nodes  $k$  and  $\ell$ , we get  $V_{k,\ell} = 2L(v_k - v_\ell) = 2L \cdot \Omega_{k,\ell}(\mathbf{L}_z) \leq 2/z_{k,\ell} \lesssim \kappa_E$ .
- **Complete graphs.** Assume  $L_{i,j} = L$  for simplicity. For any  $k \neq \ell$ , we can find  $\Theta(n)$  parallel paths connecting nodes  $k$  and  $\ell$ , each with length at most 2 and resistance  $O(\kappa_E/L)$ . Therefore,  $\Omega_{k,\ell}(\mathbf{L}_z) \lesssim \kappa_E/nL$  by the Parallel Law.
- **Barbell graphs.** Suppose that two complete subgraphs, each with  $\Theta(n)$  nodes, are connected by a single edge  $(s,t)$ , where  $s$  belongs to one subgraph, and  $t$  belongs to the other. Assume  $L_{i,j} = L$  for all  $(i,j) \neq (s,t)$ . If nodes  $k$  and  $\ell$  belong to the same complete subgraphs, then  $\Omega_{k,\ell}(\mathbf{L}_z) \lesssim \kappa_E/nL$  according to the previous result for complete graphs. Otherwise, if nodes  $k,s$  belong to one subgraph and  $\ell,t$  belong to the other, then by the triangle inequality of effective resistances, we have  $\Omega_{k,\ell}(\mathbf{L}_z) \leq \Omega_{k,s}(\mathbf{L}_z) + \Omega_{s,t}(\mathbf{L}_z) + \Omega_{t,\ell}(\mathbf{L}_z) \lesssim \kappa_E(\frac{1}{nL} + \frac{1}{L_{s,t}})$ ; this shows how increasing the sample size  $L_{s,t}$  on the bottleneck, i.e. edge  $(s,t)$ , of the graph is crucial for achieving a small estimation error.

## References

- [BR22] H. Bong and A. Rinaldo. Generalized results for the existence and consistency of the mle in the bradley-terry-luce model. In *International Conference on Machine Learning*, pages 2160–2177. PMLR, 2022.
- [BT52] R. A. Bradley and M. E. Terry. Rank analysis of incomplete block designs: I. the method of paired comparisons. *Biometrika*, 39(3/4):324–345, 1952.
- [CFMW19] Y. Chen, J. Fan, C. Ma, and K. Wang. Spectral method and regularized mle are both optimal for top-k ranking. *Annals of statistics*, 47(4):2204, 2019.
- [CGZ22a] P. Chen, C. Gao, and A. Y. Zhang. Optimal full ranking from pairwise comparisons. *The Annals of Statistics*, 50(3):1775–1805, 2022.
- [CGZ22b] P. Chen, C. Gao, and A. Y. Zhang. Partial recovery for top-k ranking: Optimality of mle and suboptimality of the spectral method. *The Annals of Statistics*, 50(3):1618–1652, 2022.
- [CKST16] Y. Chen, G. Kamath, C. Suh, and D. Tse. Community recovery in graphs with locality. In *International conference on machine learning*, pages 689–698. PMLR, 2016.
- [CRR<sup>+</sup>96] A. K. Chandra, P. Raghavan, W. L. Ruzzo, R. Smolensky, and P. Tiwari. The electrical resistance of a graph captures its commute and cover times. *computational complexity*, 6(4):312–340, 1996.

- [CS15] Y. Chen and C. Suh. Spectral mle: Top-k rank aggregation from pairwise comparisons. In *International Conference on Machine Learning*, pages 371–380. PMLR, 2015.
- [DS84] P. G. Doyle and J. L. Snell. *Random walks and electric networks*, volume 22. American Mathematical Soc., 1984.
- [ESVM<sup>+</sup>11] W. Ellens, F. M. Spieksma, P. Van Mieghem, A. Jamakovic, and R. E. Kooij. Effective graph resistance. *Linear algebra and its applications*, 435(10):2491–2506, 2011.
- [FJ57] L. R. Ford Jr. Solution of a ranking problem from binary comparisons. *The American Mathematical Monthly*, 64(8P2):28–33, 1957.
- [GBS08] A. Ghosh, S. Boyd, and A. Saberi. Minimizing effective resistance of a graph. *SIAM review*, 50(1):37–66, 2008.
- [GSZ21] C. Gao, Y. Shen, and A. Y. Zhang. Uncertainty quantification in the bradley-terry-luce model. *arXiv preprint arXiv:2110.03874*, 2021.
- [HOS19] J. Hendrickx, A. Olshevsky, and V. Saligrama. Graph resistance and learning from pairwise comparisons. In *International Conference on Machine Learning*, pages 2702–2711. PMLR, 2019.
- [HOS20] J. Hendrickx, A. Olshevsky, and V. Saligrama. Minimax rate for learning from pairwise comparisons in the BTL model. In *Proceedings of the 37th International Conference on Machine Learning*, volume 119 of *Proceedings of Machine Learning Research*, pages 4193–4202. PMLR, 13–18 Jul 2020.
- [Hun04] D. R. Hunter. Mm algorithms for generalized bradley-terry models. *The annals of statistics*, 32(1):384–406, 2004.
- [HYTC20] R. Han, R. Ye, C. Tan, and K. Chen. Asymptotic theory of sparse bradley-terry model. *The Annals of Applied Probability*, 30(5):2491–2515, 2020.
- [LFL22] Y. Liu, E. X. Fang, and J. Lu. Lagrangian inference for ranking problems. *Operations Research*, 2022.
- [LP17] R. Lyons and Y. Peres. *Probability on trees and networks*, volume 42. Cambridge University Press, 2017.
- [LSR22] W. Li, S. Shrotriya, and A. Rinaldo.  $\ell_\infty$ -bounds of the mle in the btl model under general comparison graphs. In *Proceedings of the Thirty-Eighth Conference on Uncertainty in Artificial Intelligence*, volume 180 of *Proceedings of Machine Learning Research*, pages 1178–1187. PMLR, 01–05 Aug 2022.
- [Luc12] R. D. Luce. *Individual choice behavior: A theoretical analysis*. Courier Corporation, 2012.
- [NOS12] S. Negahban, S. Oh, and D. Shah. Iterative ranking from pair-wise comparisons. *Advances in neural information processing systems*, 25, 2012.
- [SBB<sup>+</sup>16] N. B. Shah, S. Balakrishnan, J. Bradley, A. Parekh, K. Ramchandran, and M. J. Wainwright. Estimation from pairwise comparisons: Sharp minimax bounds with topology dependence. *Journal of Machine Learning Research*, 17(58):1–47, 2016.
- [Spi19] D. Spielman. Spectral and algebraic graph theory. *Yale lecture notes, draft of December*, 4:47, 2019.
- [ST04] D. A. Spielman and S.-H. Teng. Nearly-linear time algorithms for graph partitioning, graph sparsification, and solving linear systems. In *Proceedings of the thirty-sixth annual ACM symposium on Theory of computing*, pages 81–90, 2004.
- [SY99] G. Simons and Y.-C. Yao. Asymptotics when the number of parameters tends to infinity in the bradley-terry model for paired comparisons. *The Annals of Statistics*, 27(3):1041–1060, 1999.

- [V<sup>+</sup>13] N. K. Vishnoi et al.  $Lx = b$ . *Foundations and Trends® in Theoretical Computer Science*, 8(1–2):1–141, 2013.
- [Ver18] R. Vershynin. *High-dimensional probability: An introduction with applications in data science*, volume 47. Cambridge university press, 2018.
- [VYZ22] M. Vojnovic, S. Yun, and K. Zhou. Accelerated mm algorithms for inference of ranking scores from comparison data. *Operations Research*, 2022.
- [WJN22] W. Wu, B. W. Junker, and N. Niezink. Asymptotic comparison of identifying constraints for bradley-terry models. *arXiv preprint arXiv:2205.04341*, 2022.
- [WSR20] J. Wang, N. Shah, and R. Ravi. Stretching the effectiveness of mle from accuracy to bias for pairwise comparisons. In *International Conference on Artificial Intelligence and Statistics*, pages 66–76. PMLR, 2020.
- [YYX12] T. Yan, Y. Yang, and J. Xu. Sparse paired comparisons in the bradley-terry model. *Statistica Sinica*, pages 1305–1318, 2012.
- [Zer29] E. Zermelo. Die berechnung der turnier-ergebnisse als ein maximumproblem der wahrscheinlichkeitsrechnung. *Mathematische Zeitschrift*, 29(1):436–460, 1929.