

# ENVIRONMENTAL SOUND SYNTHESIS FROM VOCAL IMITATIONS AND SOUND EVENT LABELS

Yuki Okamoto<sup>1</sup>, Keisuke Imoto<sup>2</sup>, Shinnosuke Takamichi<sup>3</sup>,  
Ryotaro Nagase<sup>1</sup>, Takahiro Fukumori<sup>1</sup>, Yoichi Yamashita<sup>1</sup>

<sup>1</sup>Ritsumeikan University, Japan. <sup>2</sup>Doshisha University, Japan. <sup>3</sup>The University of Tokyo, Japan.

## ABSTRACT

One way of expressing an environmental sound is using vocal imitations, which involve the process of replicating or mimicking the rhythm and pitch of sounds by voice. We can effectively express the features of environmental sounds, such as rhythm and pitch, using vocal imitations, which cannot be expressed by conventional input information, such as sound event labels, images, or texts, in an environmental sound synthesis model. In this paper, we propose a framework for environmental sound synthesis from vocal imitations and sound event labels based on a framework of a vector quantized encoder and the Tacotron2 decoder. Using vocal imitations is expected to control the pitch and rhythm of the synthesized sound, which only sound event labels cannot control. Our objective and subjective experimental results show that vocal imitations effectively control the pitch and rhythm of synthesized sounds.

**Index Terms**— Environmental sound synthesis, foley sound synthesis, vocal imitation, sound event label

## 1. INTRODUCTION

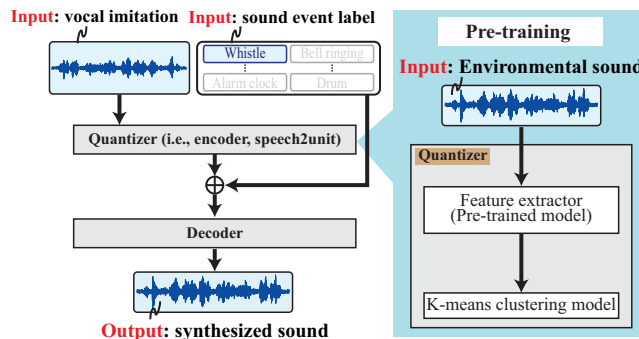
Environmental sounds are effective for media content, such as video games and movies, to make them immersive and realistic. Beyond the era of selecting environmental sounds from databases [1, 2], generative approaches to environmental sounds based on deep learning are nowadays’ the mainstream [3, 4, 5]. Environmental sound synthesis has many potential applications, such as the creation of background and sound effects for media content [4, 6] and data augmentation for environmental sound analysis [3, 6, 7, 8].

Environmental sound synthesis methods using various types of input information have been proposed. Table 1 shows the list of the components of synthesized sounds controllable by the input information. A method using sound event labels [3, 9] or images [4, 10] as input can control the overall impression of sounds. Other methods use textual information, e.g., onomatopoeic words (e.g., “k a N k a N”) [11, 12] and text prompts (e.g., “Dogs bark behind the sound of people talking”) [13, 14, 15]. These enable us to control the temporal changes and overall impression of the synthesized sounds.

However, these conventional methods used to represent sounds cannot express the pitch and rhythm of sounds. As one way of expressing the pitch and rhythm of an environmental sound, we can use vocal imitations, which involve the process of replicating or mimicking the rhythm and pitch of sounds by voice. We can express the target environmental sound characteristics by mapping its pitch, timbre, and rhythm to the properties of the voice [16]. Vocal imitations are useful for expressing the characteristics of environmental sounds

**Table 1.** Characteristics of synthesized environmental sound controllable by the input information

System input	Pitch	Rhythm	Temporal change	Overall impression
Sound event label				✓
Image				✓
Onomatopoeic word			✓	
Caption			✓	✓
Vocal imitation	✓	✓	✓	



**Fig. 1.** Proposed method. An environmental sound is synthesized from a vocal imitation and a sound event label.

and are used in environmental sound retrieval [17, 18, 19] from the audio database.

In this paper, we propose a method of environmental sound synthesis from vocal imitations and sound event labels, as shown in Figure 1. Our method benefits from the characteristics listed in Table 1. The use of vocal imitations enables us to control pitch and rhythm, and the use of sound event labels enables us to control the overall impression. An encoder of our model is pre-trained on environmental sounds and quantizes the input vocal imitation; this makes the robust synthesis of environmental sounds. Experimental evaluations clarify that our method can synthesize high-quality sounds and provide controllability of the pitch and rhythm of synthesized sounds.

## 2. RELATED WORK

Takizawa et al. proposed a method of explosion sound synthesis from vocal imitation [20]. This method enables us to control the nuance of explosion sounds by vocal imitation. However, this method only targets the explosion sound category and cannot be extended

This work was supported by JSPS KAKENHI Grants Number 22KJ3027, 22H03639, and 23K16908.

to multiple categories. This is because vocal imitation is inherently one-to-many mapping, e.g., humans imitate the sound of the categories “gunshot” and “balloons breaking” in the same voice. Therefore, only vocal imitation does not provide sufficient conditioning for sound synthesis.

On the other hand, one way to change the category of environmental sounds is to use sound event labels [3, 9]. As explained in Section 1, the fine control of environmental sounds is difficult using only sound event labels. However, it is expected that the disadvantages of both methods can be compensated by combining them with the aforementioned vocal imitation.

In a conventional work, the frame-level continuous representation extracted using the Transformer encoder has been used [20]. However, in such cases, if the input vocal imitation fluctuates owing to noise or other factors, the noise of the vocal imitation may affect the quality of the synthesized sound. To reduce the effect of the degradation of the input, the method of using the frame-level discrete representation has been proposed in speech synthesis and reconstruction [21]. In environmental sound synthesis, reducing the effect of the degradation of the input can also be expected by using the discrete representation.

### 3. PROPOSED METHOD

Our model Synthesizer( $\cdot$ ) synthesizes environmental sound  $\hat{y}$  from a vocal imitation  $x$  and one-hot sound event label  $c$ :

$$\hat{y} = \text{Synthesizer}(x, c). \quad (1)$$

The model parameters are estimated using pairs of the ground-truth environmental sound  $y$  and  $\{x, c\}$ .

Figure 1 shows the model architecture that consists of an encoder and a decoder. The encoder consists of a feature extractor and a  $k$ -means clustering model; it extracts quantized acoustic feature vectors from input vocal imitations. We used pre-trained Bootstrap Your Own Latent for Audio (BYOL-A) [22] as the feature extractor. The continuous feature vectors extracted by BYOL-A are quantized by the  $k$ -means clustering model. As explained in Section 2, quantized features are expected to reduce the effect of the degradation of input vocal imitation. We pre-trained the  $k$ -means clustering model using environmental sounds on the ESC-50 dataset [23], which maps each frame of the feature of vocal imitation to the corresponding environmental sound features. The conditioned discrete representations  $V'$  are calculated as

$$V' = \text{Linear} \left( V, \underbrace{[c, c, \dots, c]}_T \right) \in \mathbb{R}^{D \times T}, \quad (2)$$

where  $V$  and  $\text{Linear}(\cdot)$  denote the  $T$ -length  $D$ -dimensional discrete representations obtained by the encoder and linear transformation, respectively. The quantized features control the pitch and rhythm of the synthesized sound, and the sound event label controls the overall impression. The decoder that outputs mel-spectrograms follows the Tacotron2 [24] paper. The linear layer and decoder are trained to minimize the mean squared error between the ground truth and predicted mel-spectrograms. The sound waveform is synthesized from the predicted mel-spectrogram using a neutral vocoder.

## 4. EXPERIMENTS

### 4.1. Experimental setup

**Recording of vocal imitations.** Because there are no suitable datasets for our purpose, we newly recorded vocal imitations corresponding to the environmental sounds of the ESC-50 dataset [23].

We presented an environmental sound to human imitators. The imitators listened to the sound and then uttered it to imitate the sound. Imitators were allowed to listen and record again as many times as they wanted.

Some environmental sounds in the ESC-50 dataset are difficult to imitate with the human voice, such as multiple sounds appearing simultaneously. Therefore, we excluded sound events that include such difficult-to-imitate sounds and chose 31 sound event classes. Each class included 40 audio samples, and we recorded 1,240 (40 samples  $\times$  31 sound events) vocal imitation samples. We hired three males and three females as the human imitators. We collected a total of 7,440 samples (31 sound event classes  $\times$  40 samples  $\times$  6 imitators) of vocal imitations and divided the imitators into four (two males and two females) for training and two for evaluation. We used 35 samples per class of the four imitators for training and 5 samples per class of the two imitators for evaluation.

We used a SHURE MX150B O-XLR microphone and a Roland Rubix24 audio interface for recording. We saved the vocal imitations in the 48 kHz, 16 bit Linear PCM format.

**Model and learning configuration.** The length, sampling rate, and waveform encoding of each environmental sound were 5 seconds, 22.05 kHz, and 16-bit linear PCM, respectively. We used a Hamming window with a length of 1,024 samples and a hop length of 256 samples, and obtained 80-dimensional mel-spectrograms. The model configurations of BYOL-A followed the open-sources implementation<sup>1</sup>. The  $k$ -means clustering model for the encoder was trained with 200 clusters and 100 iterations. The number of clusters was set in accordance with the other speech and acoustic synthesis tasks utilizing vector quantization-based methods [25]. We used the one-hot encoded 31-dimensional sound event labels. The number of layers and units of LSTM of the decoder were 2 and 1024, respectively. The number of pre-net layers and hidden dimensions of the decoder were 2 and 256, respectively. The RAdam [26] optimizer was used for training with a learning rate of  $1.0 \times 10^{-4}$ . The batch size was set to 64. We used a neural vocoder<sup>2</sup> pre-trained on an UrbanSound8K dataset [27].

### 4.2. Evaluations

The synthesized sound should be as natural as an environmental sound. To evaluate whether the proposed method is natural and can control pitch and rhythm, we conducted both subjective and objective evaluations in this study. In Section 4.2.1, we evaluate the naturalness of the synthesized sounds. In Sections 4.2.2 and 4.2.3, we determine whether the synthesized sounds appropriately reflect the pitch and rhythm of the input vocal imitation, respectively. In Sections 4.2.4 and 4.2.5, we evaluate whether the method follows changes in pitch and rhythm of vocal imitation, respectively. In each subjective evaluation, we assigned ten listeners per sound.

We used three synthesis methods for evaluation: only sound event labels (“Label”), our method (“Label+vocal”), and analysis-synthesized sounds by the neural vocoder (“Reconstructed”). We used the baseline model of DCASE 2023 challenge task 7<sup>3</sup> for “Label.”

#### 4.2.1. Sound naturalness

To evaluate the naturalness of the synthesized sounds, we conducted the mean opinion score (MOS) test for naturalness. We presented a sound and a sound event label to listeners. The listeners scored the

<sup>1</sup><https://github.com/nttclsab/byol-a/tree/master/v2>

<sup>2</sup>[https://github.com/liuxubo717/sound\\_generation](https://github.com/liuxubo717/sound_generation)

<sup>3</sup>[https://github.com/DCASE2023-Task7-Foley-Sound-Synthesis/dcase2023\\_](https://github.com/DCASE2023-Task7-Foley-Sound-Synthesis/dcase2023_)

**Table 2.** MOS and standard deviation of sound naturalness in each sound event class ( $\uparrow$ ). Items in **bold** indicate a significant difference between “Label” and “Label+vocal”

Sound event	can opening	fireworks	door wood knock	average (all events)
Reconstructed	3.88 ± 1.04	3.64 ± 1.05	3.90 ± 0.97	3.80 ± 1.07
Label	3.00 ± 1.54	2.90 ± 1.42	3.42 ± 1.62	<b>2.52 ± 1.25</b>
Label+vocal ( <b>proposed</b> )	3.20 ± 1.34	<b>3.66 ± 1.14</b>	3.92 ± 1.03	2.36 ± 1.04

**Table 3.** MOS and standard deviation of sound appropriateness of pitch for input vocal imitations in each sound event class ( $\uparrow$ ). Items in **bold** indicate a significant difference between “Label” and “Label+vocal”

Sound event	can opening	fireworks	door wood knock	average (all events)
Reconstructed	3.82 ± 1.00	3.50 ± 1.20	3.90 ± 1.05	3.81 ± 1.03
Label	2.92 ± 1.19	2.66 ± 1.21	2.88 ± 1.19	2.54 ± 1.15
Label+vocal ( <b>proposed</b> )	<b>3.78 ± 1.04</b>	3.10 ± 0.97	<b>3.44 ± 0.91</b>	<b>2.65 ± 1.04</b>

naturalness of the sound on a scale of 1 (very unnatural) to 5 (very natural).

Table 2 shows scores of some event labels. “average” means averaged scores over all the 31 labels. The results show that the method using voice imitation and sound event labels scored slightly lower in overall sound naturalness than the method using only sound event labels.

Figure 2 (a) shows the MOS distributions of “Label + vocal” and “Label”. From the statistical significance test, the results in 5 out of 31 sound events also showed that our method provided higher sound naturalness than the label-based method. Moreover, since there is no statistically significant difference between the methods in the results in 11 out of 31 sound events, we can consider that our proposed method has similar naturalness for nearly half of the sound events to the conventional method. In addition, “fireworks” and “door wood knock” sounds generated by the proposed method are equivalent to the reconstructed sounds, whereas those generated by the label-based method did not achieve such naturalness. These results show that the proposed method can generate sounds with relatively high naturalness for temporally sparse sounds.

#### 4.2.2. Sound appropriateness for pitch of input vocal imitations

We conducted a subjective evaluation to determine whether the synthesized sound was appropriate as a sound that reflected the pitch of the input vocal imitation. We presented a synthesized sound, a vocal imitation, and a sound event label to listeners. In this evaluation, we instructed the listeners to evaluate how well the synthesized sounds expressed the pitch of input vocal imitations. The listeners scored the appropriateness of the sound for a given vocal imitation and sound event label on a scale of 1 (not very appropriate) to 5 (very appropriate).

Table 3 shows the results. Focusing on the average score, since there is a statistically significant difference between “label” and “label+vocal”, we can say that the method using vocal imitations and sound event labels can generate sounds that best represent the pitch of input vocal imitations compared with the method using only sound event labels.

Figure 2 (b) shows the MOS distribution of “Label + vocal” and “Label”. From the statistical significance test, the results in 6 out of 31 sound events also show that the method of using vocal imitations and sound event labels provided higher appropriateness than

**Table 4.** MOS and standard deviation of sound appropriateness of rhythm for input vocal imitations in each sound event class ( $\uparrow$ ). Items in **bold** indicate a significant difference between “Label” and “Label+vocal”

Sound event	can opening	fireworks	door wood knock	average (all events)
Reconstructed	4.10 ± 0.86	3.68 ± 0.79	4.08 ± 0.99	3.87 ± 1.01
Label	2.98 ± 1.19	2.99 ± 0.94	2.78 ± 1.33	2.54 ± 1.15
Label+vocal ( <b>proposed</b> )	<b>3.58 ± 1.11</b>	2.96 ± 1.01	<b>3.32 ± 1.19</b>	<b>2.62 ± 1.09</b>

the method of using only sound event labels. For animal sounds such as “rooster” and “frog”, and temporally sparse sounds such as “mouse click”, the proposed method was significantly different from the conventional method.

#### 4.2.3. Sound appropriateness for rhythm of input vocal imitations

We conducted a subjective evaluation to determine whether the synthesized sound was appropriate as a sound that reflected the rhythm of the input vocal imitation. We conducted a subjective evaluation as in Section 4.2.2. In this evaluation, the appropriateness is evaluated for rhythm, not pitch.

Table 4 shows the results. Focusing on the average score, since there is a statistically significant difference between “label” and “label+vocal”, we can say that the method using vocal imitations and sound event labels can generate sounds that best represent the rhythm of input vocal imitations compared with the method using only sound event labels.

Figure 2 (c) shows the MOS distribution of “Label + vocal” and “Label”. From the statistical significance test, the results in 7 out of 31 sound events show that the method of using vocal imitations and sound event labels provided higher appropriateness than the method of using only sound event labels. As in Section 4.2.2, for animal sounds and temporally sparse sounds, the proposed method was significantly different from the conventional method.

In the evaluations in Sections 4.2.2 and 4.2.3, intermittent sounds such as “engine” tended to score lower. In the future, further analysis of sounds we did not synthesize well, such as “engine,” should be carried out.

#### 4.2.4. Sound control by pitch change

We evaluated the capability to control the synthesized sound by changing the pitch of vocal imitation. The pitch-changed vocal imitations were artificially generated by signal-processing-based pitch shifting by two values (in semi-octave):  $\{-6, 6\}$ . For signal-processing-based pitch shifting, we used the function in *librosa*<sup>4</sup>. The relative spectral centroid of the sound was objectively evaluated, setting the one synthesized from the original (i.e., unshifted pitch) vocal imitation to 1. The subjective evaluation was conducted in the same manner as described in Sections 4.2.1, 4.2.2, and 4.2.3.

Figure 3 shows the results. From Figure 3 (a), the spectral centroid changes accordingly as pitch increases, so we can say that the pitch of the generated sound can be controlled by changing the pitch of the input vocal imitation. On the other hand, as shown in Figures 3 (b)–(d), changing the pitch slightly degraded each MOS score. In the future, we will investigate the reason for this.

<sup>4</sup>[https://librosa.org/doc/main/generated/librosa.effects.pitch\\_shift.html](https://librosa.org/doc/main/generated/librosa.effects.pitch_shift.html)

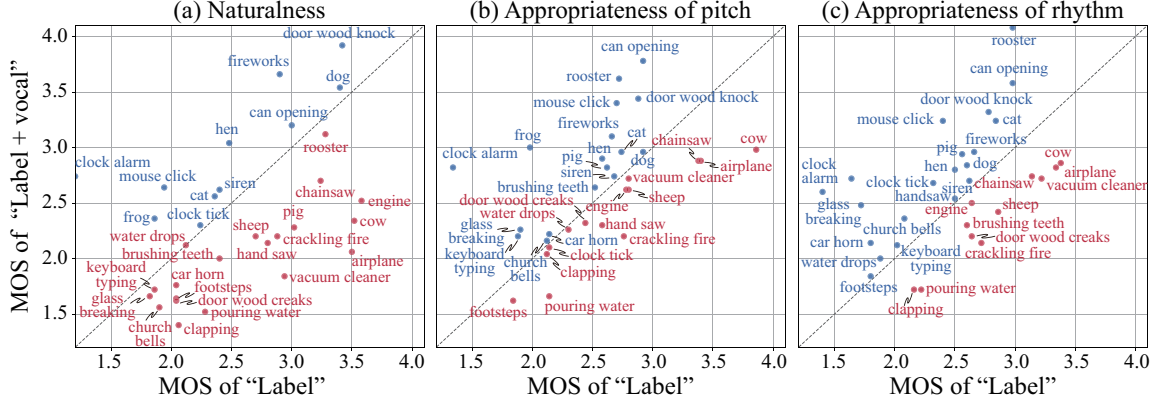


Fig. 2. MOS distributions: “Label” vs “Label + vocal.” Blue points mean that “Label + vocal.” is superior to “Label.”

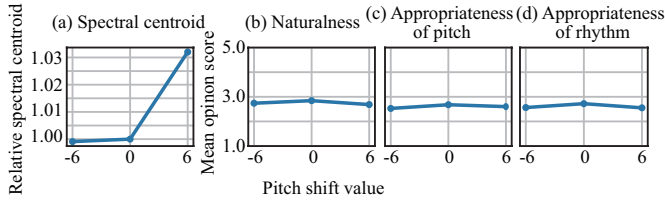


Fig. 3. Results of objective and subjective evaluations of sound control by pitch change

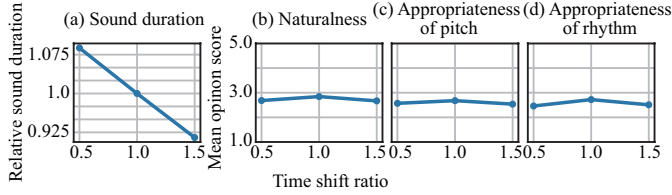


Fig. 4. Results of objective and subjective evaluations of sound control by rhythm change

#### 4.2.5. Sound control by rhythm change

We evaluated the capability to control the synthesized sound by changing the rhythm of vocal imitation. The rhythm-changed vocal imitations were artificially generated by signal-processing-based speed shifting by two ratios:  $\{0.5, 1.5\}$ . For signal-processing-based speed shifting, we used the function in *librosa*<sup>5</sup>. The relative duration of the sound was objectively evaluated, setting the one synthesized from the original (i.e., unshifted speed) vocal imitation to 1. The subjective evaluation was conducted in the same manner as described in Sections 4.2.1, 4.2.2, and 4.2.3

Figure 4 shows the results. From Figure 4 (a), the sound duration changes accordingly as the speed shift ratio increases, so we can say that the rhythm of the generated sound can be controlled by changing the rhythm of the input vocal imitation. On the other hand, as shown in Figures 4 (b)–(d), changing the rhythm slightly degraded for each MOS score. In the future, we will investigate the reason for this.

#### 4.2.6. Spectrograms of synthesized sounds

Figure 5 shows the spectrograms of the pitch- and rhythm-changed vocal imitation and synthesized sounds. From this figure, we can confirm that the method using vocal imitations and sound event labels as inputs successfully reproduced the rhythm and pitch of vocal

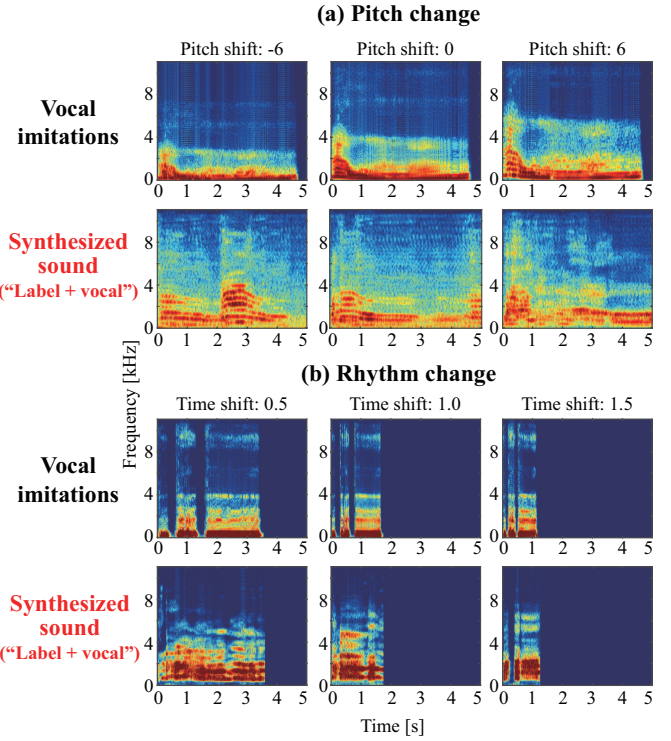


Fig. 5. Spectrograms of pitch- and rhythm-changed vocal imitation and synthesized sounds

imitations, which were used as the input. Thus, we consider that the use of vocal imitations, in addition to sound event labels, is effective in controlling the pitch and rhythm of synthesized sounds. The synthesized sounds of each synthesis method are available on our web page<sup>6</sup>.

## 5. CONCLUSION

In this paper, we proposed a method of environmental sound synthesis from vocal imitations and sound event labels. Our experiments confirmed that our method can synthesize high-quality sounds that reflect the pitch and rhythm of the input vocal imitation. Future work includes combining additional information, e.g., images.

<sup>5</sup>[https://librosa.org/doc/main/generated/librosa.effects.time\\_shift.html](https://librosa.org/doc/main/generated/librosa.effects.time_shift.html) <sup>6</sup><https://twice-to-foley.github.io/>



## 6. REFERENCES

- [1] J. F. Gemmeke., D. P. W. Ellis., D. Freedman, A. Jansen, W. Lawrence, R. C. Moore, M. Plakal, and M. Ritter, "Audio set: An ontology and human-labeled dataset for audio events," in *Proc. IEEE International Conference on Acoustics, Speech and Signal Processing (ICASSP)*, 2017, pp. 776–780.
- [2] E. Fonseca, X. Favory, J. Pons, F. Font, and X. Serra, "Fsd50k: An open dataset of human-labeled sound events," *IEEE/ACM Transactions on Audio, Speech, and Language Processing*, vol. 30, pp. 829–852, 2022.
- [3] Q. Kong, Y. Xu, T. Iqbal, Y. Cao, W. Wang, and M. D. Plumbley, "Acoustic scene generation with conditional sampleRNN," in *Proc. IEEE International Conference on Acoustics, Speech and Signal Processing (ICASSP)*, 2019, pp. 925–929.
- [4] Y. Zhou, Z. Wang, C. Fang, T. Bui, and T. L. Berg, "Visual to sound: Generating natural sound for videos in the wild," in *Proc. IEEE Conference on Computer Vision and Pattern Recognition (CVPR)*, 2018, pp. 3550–3558.
- [5] P. Chen, Y. Zhang, M. Tan, H. Xiao, D. Huang, and C. Gan, "Generating visually aligned sound from videos," *IEEE Transactions on Image Processing*, vol. 29, pp. 8292–8302, 2020.
- [6] D. B. Lloyd, N. Raghuvanshi, and N. K. Govindaraju, "Sound synthesis for impact sounds in video games," in *Proc. Symposium on Interactive 3D Graphics and Games. ACM*, 2011, pp. 55–61.
- [7] F. Gontier, M. Lagrange, C. Lavandier, and J. F. Petiot, "Privacy aware acoustic scene synthesis using deep spectral feature inversion," in *Proc. IEEE International Conference on Acoustics, Speech and Signal Processing (ICASSP)*, 2020, pp. 886–890.
- [8] J. Salamon, D. MacConnell, M. Cartwright, P. Li, and J. P. Bello, "Scaper: A library for soundscape synthesis and augmentation," in *Proc. IEEE Workshop on Applications of Signal Processing to Audio and Acoustics (WASPAA)*, 2017, pp. 344–348.
- [9] X. Liu, T. Iqbal, Z. Turab, J. Zhao, Q. Huang, M. D. Plumbley, and W. Wang, "Conditional sound generation using neural discrete time-frequency representation learning," in *Proc. IEEE International Workshop on Machine Learning for Signal Processing (MLSP)*, 2021, pp. 1–6.
- [10] A. Owens, P. Isola, J. McDermott, A. Torralba, E. H. Adelson, and W. T. Freeman, "Visually indicated sounds," in *Proc. IEEE Conference on Computer Vision and Pattern Recognition (CVPR)*, 2016, pp. 2405–2413.
- [11] Y. Okamoto, K. Imoto, S. Takamichi, R. Yamanishi, T. Fukumori, and Y. Yamashita, "Onoma-to-wave: Environmental sound synthesis from onomatopoeic words," *APSIPA Transactions on Signal and Information Processing*, vol. 11, e13, 2022.
- [12] H. Ohnaka, S. Takamichi, K. Imoto, Y. Okamoto, K. Fujii, and H. Saruwatari, "Visual onoma-to-wave: environmental sound synthesis from visual onomatopoeias and sound-source images," *arXiv preprint arXiv:2210.09173*, 2022.
- [13] D. Yang, J. Yu, H. Wang, W. Wang, C. Weng, Y. Zou, and D. Yu, "Diffsound: Discrete diffusion model for text-to-sound generation," *arXiv preprint arXiv:2207.09983*, 2022.
- [14] F. Kreuk and G. Synnaeve and A. Polyak and U. Singer and A. Défossez and J. Copet and D. Parikh and Y. Taigman and Y. Adi, "AudioGen: Textually guided audio generation," in *Proc. International Conference on Learning Representation (ICLR)*, 2023 (to appear).
- [15] H. Liu, Z. Chen, Y. Yuan, X. Mei, X. Liu, D. Mandic, W. Wang, and M. D. Plumbley, "AudioLDM: Text-to-audio generation with latent diffusion models," *arXiv preprint arXiv:2301.12503*, 2023.
- [16] M. Cartwright and B. Pardo, "Vocalsketch: Vocally imitating audio concepts," in *Proc. Annual ACM Conference on Human Factors in Computing Systems*, 2015, p. 43–46.
- [17] B. Kim and M. Ghei and B. Pardo and Z. Duan, "Vocal imitation set: a dataset of vocally imitated sound events using the audioset ontology," in *Proc. Detection and Classification of Acoustic Scenes and Events (DCASE)*, 2018, pp. 148–152.
- [18] Y. Zhang, B. Pardo, and Z. Duan, "Siamese style convolutional neural networks for sound search by vocal imitation," *IEEE/ACM Transactions on Audio, Speech, and Language Processing*, vol. 27, no. 2, pp. 429–441, 2019.
- [19] M. Cartwright and B. Pardo, "Synthassist: An audio synthesizer programmed with vocal imitation," in *Proc. the 22nd ACM International Conference on Multimedia*, 2014, p. 741–742.
- [20] R. Takizawa and S. Hirai, "Synthesis of explosion sounds from utterance voice of onomatopoeia using transformer," in *Proc. Companion Proceedings of the 28th International Conference on Intelligent User Interfaces*, 2023, p. 87–90.
- [21] J. Park, S. Takamichi, T. Nakamura, K. Seki, D. Xin, and H. Saruwatari, "How generative spoken language modeling encodes noisy speech: investigation from phonetics to syntactics," in *Proc. (INTERSPEECH)*, 2023, pp. 1085–1089.
- [22] D. Niizumi, D. Takeuchi, Y. Ohishi, N. Harada, and K. Kashino, "Byol for audio: Exploring pre-trained general-purpose audio representations," *IEEE/ACM Transactions on Audio, Speech, and Language Processing*, vol. 31, pp. 137–151, 2023.
- [23] K. J. Piczak, "Esc: Dataset for environmental sound classification," in *Proc. the 23rd ACM International Conference on Multimedia*, 2015, p. 1015–1018.
- [24] J. Shen, R. Pang, R. J. Weiss, M. Schuster, N. Jaitly, Z. Yang, Z. Chen, Y. Zhang, Y. Wang, R. Skerrv-Ryan, R. A. Saurous, Y. Agiomvrgiannakis, and Y. Wu, "Natural tts synthesis by conditioning wavenet on mel spectrogram predictions," in *Proc. IEEE International Conference on Acoustics, Speech and Signal Processing (ICASSP)*, 2018, pp. 4779–4783.
- [25] K. Lakhotia, E. Kharitonov, W.-N. Hsu, Y. Adi, A. Polyak, B. Bolte, T.-A. Nguyen, J. Copet, A. Baevski, A. Mohamed, and E. Dupoux, "On Generative Spoken Language Modeling from Raw Audio," *Transactions of the Association for Computational Linguistics*, vol. 9, pp. 1336–1354, 2021.
- [26] L. Liu, H. Jiang, P. He, W. Chen, X. Liu, J. Gao, and J. Han, "On the variance of the adaptive learning rate and beyond," in *Proc. International Conference on Learning Representation (ICLR)*, 2020, pp. 1–13.
- [27] J. Salamon, C. Jacoby, and J. P. Bello, "A dataset and taxonomy for urban sound research," in *ACM International Conference on Multimedia*, 2014, pp. 1041–1044.