

Realization of all-band-flat photonic lattices

Jing Yang^{1,2,5}, Yuanzhen Li^{2,5}, Yumeng Yang^{2,5}, Xinrong Xie^{2,5}, Zijian Zhang^{2,5}, Jiale Yuan¹, Han Cai^{1,3}, Da-Wei Wang^{1,3,4,*}, and Fei Gao^{1,2,5,†}

¹Zhejiang Province Key Laboratory of Quantum Technology and Device, School of Physics, and State Key Laboratory for Extreme Photonics and Instrumentation, Zhejiang University, Hangzhou 310027, China

²ZJU-Hangzhou Global Science and Technology Innovation Center, College of Information Science and Electronic Engineering, Zhejiang University, Hangzhou 310027, China

³College of Optical Science and Engineering, Zhejiang University, Hangzhou 310027, China

⁴CAS Center for Excellence in Topological Quantum Computation, University of Chinese Academy of Sciences, Beijing 100190, China

⁵ International Joint Innovation Center, Key Laboratory of Advanced Micro/Nano Electronic Devices & The Electromagnetics Academy at Zhejiang University, Zhejiang University, Haining 314400, China

corresponding author: D.W.W. (dwwang@zju.edu.cn), F.G. (gaofezju@zju.edu.cn)

(Dated: November 11, 2023)

Abstract: Flatbands play an important role in correlated quantum matter and have promising applications in photonic lattices. Synthetic magnetic fields and destructive interference in lattices are traditionally used to obtain flatbands. However, such methods can only obtain a few flatbands with most bands remaining dispersive. Here we realize all-band-flat photonic lattices of an arbitrary size by precisely controlling the coupling strengths between lattice sites to mimic those in Fock-state lattices. This allows us to go beyond the perturbative regime of strain engineering and group all eigenmodes in flatbands, which simultaneously achieves high band flatness and large usable bandwidth. We map out the distribution of each flatband in the lattices and selectively excite the eigenmodes with different chiralities. Our method paves a way in controlling band structure and topology of photonic lattices.

Introduction

Flatbands lead to localization, high density of states (DOS) and nontrivial topology, attracting increasing interest in electronic materials [1–4], atomic physics [5–10] and photonic lattices [11–23]. In strongly correlated electronic systems [24, 25], the small energy width and high DOS of flatbands facilitate the observation of many-body physics such as fractional quantum Hall effect [26], ferromagnetism [27–29] and superconductivity [30–34]. Flatbands also have promising applications in photonic systems [35–37]. The zero group velocity in flatbands can be used to achieve slow light [38, 39], enhanced light-matter interaction [40], and dispersionless image transmission [41, 42]. Systematic methods have been developed in generating flatbands in one [43, 44] and two [45] dimensions. In particular, by carefully engineering the hopping strengths between lattice sites, it is possible to realize all-band-flat (ABF) lattices [46–49], which can balance the trade-off between flatness of the bands and the useful bandwidth [35], by turning all bands flat to utilize the full lattice energy spectra. Such ABF lattices also provide a unique platform to investigate Aharonov-Bohm caging [1], compact localized states [50], nonlinear and quantum caging [46, 47]. Interestingly, it has been theoretically proposed that by finely tuning the coupling strengths we can obtain finite ABF lattices [51, 52]. However, limited by the achievable range of the coupling strengths and the dissipation of the resonators, so far not all eigenstates can be grouped into flatbands in experiments [53, 54].

In this Letter, we experimentally realize ABF honeycomb lattices of microwave resonators by engineering

the coupling strengths between resonators to mimic the Fock-state lattices (FSLs) of a three-mode Jaynes-Cummings (JC) model, an emulation of quantum bosonic topological states [55, 56] in photonic lattices. We precisely control the coupling strengths at different locations and group all eigenstates in flat bands, such that high DOS is obtained at discrete energies. The perturbative strain field due to the spatially varying coupling strengths introduces a pseudo-magnetic field, which has been used to generate a few flatbands near the Dirac points [53, 54, 57–61]. Here we go beyond the perturbative regime of the strain engineering to realize ABF lattices. We measure the distribution of states and manage to selectively excite different eigenstates in a flatband. Our results validate a scalable method to generate ABF lattices with arbitrary size and offer a platform to study topological transports in photonic lattices.

Results

Simulating FSL flatbands with photonic lattices. Electromagnetic resonators and waveguides have been widely used to simulate topological physics of electrons [62]. Topological edge modes propagating unidirectionally without being scattered by local defects are promising for applications in robust photonic devices [48, 63, 64]. Beyond classical topological photonics, the Fock states of light form strained lattices with ABF energy spectra [55], which have been experimentally realized in a superconducting circuit [56]. Such quantum topological states of bosonic modes provide new tools

to design classical photonic lattices for flat-band optical engineering. We note that one-dimensional photonic lattices that mimic the coupling between Fock states for coherent and topological transport have been proposed [65, 66] and experimentally realized [67, 68]. Here we extend the technique to two dimensions to realize ABF lattices.

We use a honeycomb lattice of microwave resonators with site-dependent coupling strengths (see Fig. 1(a)) [55] to obtain the ABF energy spectrum. The resonators are labelled by A_{ijk} and $B_{i'j'k'}$ for A and B sublattices, with i, j , and k being the indices in $\mathbf{e}_1 = (-\sqrt{3}/2, -1/2)$, $\mathbf{e}_2 = (\sqrt{3}/2, -1/2)$ and $\mathbf{e}_3 = (0, 1)$ directions, satisfying $i + j + k + (\xi + 1)/2 = N$ with $\xi = -1$ and 1 for A and B sites, respectively. At the triangular lattice boundary one of i, j, k becomes zero, corresponding to the vacuum state in FSLs. In total, the honeycomb lattice contains $(N + 1)^2$ sites. The coupling strength between A_{ijk} and B_{i-1jk} site is $\sqrt{i}t_0$, and the same rule applies to j and k . The square root factors are introduced to emulate the couplings between different harmonic states [55, 56, 69–71], which involves the properties of bosonic annihilation operators. In the lattice the coupling strengths vary from t_0 to $\sqrt{N}t_0$, in a range smaller than the existing proposals [51, 52] by a factor of \sqrt{N} , which facilitates the following experimental realization. These couplings are described by the tight-binding Hamiltonian,

$$H = t_0 \left[\sum_{i,j,k} (\sqrt{i}b_{i-1jk}^\dagger + \sqrt{j}b_{ij-1k}^\dagger + \sqrt{k}b_{ijk-1}^\dagger) a_{ijk} + h.c. \right], \quad (1)$$

where a_{ijk} and b_{ijk} are the annihilation operators of A_{ijk} and B_{ijk} resonators. The eigenenergies are solved analytically (see Supplementary Section I.A),

$$E_m = \pm \sqrt{3mt_0}, \quad (2)$$

with $m = 0, 1, 2, \dots, N$ and degeneracies $N - m + 1$. Therefore, we group all eigenstates in $N + 1$ flatbands.

In order to achieve wide tuning range of the coupling strengths while maintaining narrow linewidths, we construct such lattices using aluminum coaxial cavities shown in Fig. 1(b), whose hexapole mode of transverse magnetic (TM) polarization has a resonant frequency 12.002 GHz. This TM mode is confined inside the cavity as shown in Fig. 1 (b) and (c), without evanescent fields in the ambient [55]. We employ short waveguides (WGs) to couple each resonator with its three neighbors. The three coupling WGs with widths d_1, d_2 , and d_3 are connected to three openings on the resonator wall. To correct the slight frequency shift due to these openings, we use a fourth opening with width d_4 to align resonance frequencies of all cavities. All these widths are individually designed for each resonator to obtain the ad-hoc engineered coupling strengths. The evanescent waves in the WGs couple neighboring resonators with coupling strengths being determined by the widths

of the WGs. Numerical simulation of the frequency splitting of two connected resonators shows the relation $t = (4.4d^2 - 37.8d + 89.8)$ MHz (see Fig. 1 (d)). We individually design the widths to achieve the required coupling strength distribution beyond perturbative regime. The minimum coupling strength $t_0 = 69$ MHz is much larger than the resonance linewidth ($\gamma = 10$ MHz) of a single resonator, such that the discrete flatband energy levels are completely separated from each other.

Discrete energies of flatbands. We experimentally characterize the flatbands by measuring reflection spectra site by site. We employ an antenna which functions as a point source and a detector simultaneously. The antenna connected to a vector network analyzer is inserted through the top hole on cavities, and contacts the inside central rod. We measure the reflection spectrum on each site, $R(\mathbf{r}_j, \nu)$, which are related to the local DOS $D(\mathbf{r}_j, \nu)$ (see ref.[72], Supplementary Section III),

$$D(\mathbf{r}_j, \nu) \equiv \sum_m \frac{2\gamma}{(\nu - \nu_m)^2 + \gamma^2} |\Phi_m(\mathbf{r}_j)|^2 \propto 1 - |R(\mathbf{r}_j, \nu)|^2, \quad (3)$$

where $\Phi_m(\mathbf{r}_j)$ represents the m th lattice mode of eigenfrequency ν_m and \mathbf{r}_j denotes the position of the j th resonator. The total DOS can be evaluated with $D(\nu) = \sum_j D(\mathbf{r}_j, \nu)$.

We measure the reflection spectra at all resonators, and obtain $D(\nu)$ shown in Fig. 2(b). The result features with peaks corresponding to the 19 flat bands of the lattice shown in Fig. 2(a). The measured zeroth Landau level E_0 located at $\omega_0 = 11.997$ GHz, slightly deviating from the frequency of a single resonator. Such deviation is due to next-nearest-neighbor couplings (see Supplementary Section I.B). The peaks above and below E_0 correspond to the positive and negative Landau levels, respectively. The frequency difference between E_0 and E_1 is 0.12 GHz, consistent with the theoretical value $\sqrt{3}t_0$. The spectra weight (peak area) reflects the degeneracy of the corresponding Landau level, consistent with the theoretical prediction. The positive Landau levels show larger band splitting than the negative ones due to next-nearest-neighbor couplings induced by a higher-order cavity mode at 12.5 GHz (see Supplementary Section I.B). The positive Landau levels exhibit larger spectra weights than the negative ones due to indirect couplings between adjacent resonators (see Supplementary Section I.C).

Spatial distribution of modes in flatbands. We further experimentally image the modes in flatbands, by measuring reflection coefficients $R(\mathbf{r}_j, \nu_m)$. Fig. 3 presents the simulated and captured mode patterns of m th flatband with $m = 0, 1, 6, 8, 9$ respectively. The pattern of the zeroth $m = 0$ Landau level in Fig. 3 shows anomalous parity, manifesting as nonzero local DOS only in the A sublattice. Such sublattice polarization is due

to the chiral symmetry breaking, originating from the site number difference between the two sublattices. Different from the unstrained lattices where the zero-energy modes occupy the terminating A sites [53], here the zero-energy modes are confined within the incircle of the lattice. This is because the nonperturbative strain induces a semimetal-insulator phase transition on the incircle. Within the incircle, the energy bands touch at strain-shifted Dirac points, while outside of the incircle, a band gap is opened. Therefore, the zero-energy modes only exist within the incircle, which is a Lifshitz topological edge [55].

By evaluating the variances of the mode functions (see Supplementary Fig. S4 and S5), we observe that the mode functions spread from the center to the edges when m increases from 0 to $N/2$, and then shrink to the center when m increases from $N/2$ to N . Their spatial distributions remain C_3 symmetry with respect to the center of the lattice. Different Landau levels have their own preferred locations to occupy. Regarding $m = 1$, the eigenmodes on the A sites have high weights in the three corners of the lattice, while for $m = 6$, the three edges are preferred. The 8th Landau level has an annulus distribution with zero intensity in the center, and the 9th Landau level which contains only one mode is localized near the center. The eigenmodes in higher Landau levels occupy sites beyond the incircle, with nearly equal populations in the two sublattices (see Fig. 3). The distinctive distributions of the Landau levels give us an additional controlling knob to selectively excite a Landau level at specific positions of the lattice. Such a feature can help us to use the whole energy spectra for flatband engineering. The precision in tuning the coupling strengths allows us to obtain a higher than 0.85 fidelity for most pseudo-Landau levels (see the definition of fidelity and evaluation of the band flatness in Supplementary Section IV).

Selective excitation of degenerate eigenmodes. In each Landau level, degenerate eigenmodes differentiate themselves with different chiralities C [55] (see details in Supplementary Section I), which plays the role of lattice momentum in an infinite lattice. The chiralities of degenerate states manifest as relative phase differences between lattice sites. For instance, the 7th Landau level has only 3 eigenmodes of chirality $C=0$ and ± 2 (see the field distributions in the middle of Fig. 4). The mode of $C = 0$ exhibits a π phase change along the radial direction, but remains in phase along the angular direction. The eigenmode of $C = 2$ distributes far away from the center of the lattice, and has 4π phase change along the counterclockwise direction, similar to that of a vortex.

To selectively excite an eigenmode of specific chirality in a Landau level, we utilize multiple antennas with relative phase difference ϕ which matches the phase distribution at corresponding lattice sites. For $\phi = 0$ we excite the three sites with the same phase. For $\phi = 2\pi/3$ we excite the three sites with phases 0, $4\pi/3$ and $2\pi/3$

in the counterclockwise direction. The eigenmode with $C = 0$ can be efficiently excited with $\phi = 0$ near the center, but not for $\phi = 2\pi/3$. This is because the three sites have the same phase in this eigenmode. In contrast, for $C = 2$ the eigenmode can be only efficiently excited for $\phi = 2\pi/3$ away from the center, but not for $\phi = 0$, consistent with the corresponding phase distribution. We note that when the lattice sites are efficiently excited, the phase distributions in the lattice are in accord with those of the corresponding eigenmodes.

Discussion

In conclusion, we construct two-dimensional ABF photonic lattices by mimicking the coupling strengths in FSLs. Strained hexagonal lattices have been extensively used to synthesize pseudo magnetic fields, resulting in flat Landau levels [58–61]. However, only the first several Landau levels in the linear dispersion region can be obtained [53, 54]. To fully exploit flatbands for photonic engineering, this approach goes beyond the perturbative strain engineering regime to obtain ABF spectra. The method can be generalized to the rich configurations of FSLs of atom-cavity coupled systems [73], which are characterized by ABF spectra with large degeneracy. Compared with the existing proposals for ABF lattices with discrete translational symmetry [46, 47], our approach is scalable for arbitrary-size lattices without non-flat edge modes. By adding nonlinear elements e.g. varactor diodes in the resonators [74, 75], we can introduce Kerr nonlinearity and investigate the nonlinear localization effect and other many-body effect in such lattices [46, 76–78]. With realizable Kerr nonlinearity, breathing dynamics [77] between flatbands can be observed in the current setup (see simulation in Supplementary Section VII). Besides, it has been proved that flatbands can enhance the second harmonic generation [79]. We can introduce second order nonlinearity in our current setup [80, 81]. With all bands being flat, we expect such an effect can be further enhanced. The current approach can be applied to ABF photonic waveguides, which have promising applications in dispersionless imaging [41], nonlinear polaritons [82] and topological solitons [83]. In particular, the one-dimensional version of similar photonic lattice engineering has been realized in the topological transport of light field [68]. Such finite-size ABF lattices can also be used in nano-lasers [84–86] with high frequency purity and flexible mode configurations.

Methods

Simulation. All the simulations are conducted with CST Microwave Studio. In these simulations, the metal under microwave frequency is modeled as perfect electrical conductor (PEC). The discrete ports are utilized as the excitation sources. The simulation regions are slightly larger than the objects under study, and are

enclosed with boundaries of open space.

Experimental setup. All the metallic cavity resonators are made of 6061 aluminum, and are fabricated with Computer Numerical Control (CNC) technologies. All the measurements are carried out on Ceyear-3672C Vector network analyzer. Monopole antennas of 3-mm length are employed for excitation and detection. In selective excitation experiments, the lattices are excited simultaneously by three monopole antennas which are of the same amplitude but different phases. Adjustable attenuators (KST-30) and phase shifters are used to ensure the three antennas of the same amplitude and desired phase differences respectively.

Data availability

The data generated in this study have been deposited in Figshare database under the following accession code. <https://figshare.com/s/75d71f4e635cd753d844>. Additional data related to this paper are available from the corresponding authors upon reasonable request.

Code availability

The code that supports the plots within this paper is available from the corresponding author upon reasonable request.

-
- [1] Vidal, J., Mosseri, R. & Douçot, B. Aharonov-Bohm cages in two-dimensional structures. *Phys. Rev. Lett.* **81**, 5888–5891 (1998).
- [2] Abilio, C. C. *et al.* Magnetic field induced localization in a two-dimensional superconducting wire network. *Phys. Rev. Lett.* **83**, 5102–5105 (1999).
- [3] Lin, Y.-L. & Nori, F. Quantum interference in superconducting wire networks and Josephson junction arrays: An analytical approach based on multiple-loop Aharonov-Bohm Feynman path integrals. *Phys. Rev. B* **65**, 214504 (2002).
- [4] Naud, C., Faini, G. & Mailly, D. Aharonov-Bohm cages in 2D normal metal networks. *Phys. Rev. Lett.* **86**, 5104–5107 (2001).
- [5] Wu, C., Bergman, D., Balents, L. & Das Sarma, S. Flat bands and Wigner crystallization in the honeycomb optical lattice. *Phys. Rev. Lett.* **99**, 070401 (2007).
- [6] Sun, K., Gu, Z., Katsura, H. & Das Sarma, S. Nearly flatbands with nontrivial topology. *Phys. Rev. Lett.* **106**, 236803 (2011).
- [7] He, Y. *et al.* Flat-band localization in Creutz superradiance lattices. *Phys. Rev. Lett.* **126**, 103601 (2021).
- [8] Taie, S. *et al.* Coherent driving and freezing of bosonic matter wave in an optical Lieb lattice. *Sci. Adv.* **1**, e1500854 (2015).
- [9] Ozawa, H., Taie, S., Ichinose, T. & Takahashi, Y. Interaction-driven shift and distortion of a flat band in an optical Lieb lattice. *Phys. Rev. Lett.* **118**, 175301 (2017).
- [10] Taie, S., Ichinose, T., Ozawa, H. & Takahashi, Y. Spatial adiabatic passage of massive quantum particles in an optical Lieb lattice. *Nat. Commun.* **11**, 1–6 (2020).
- [11] Rojas-Rojas, S., Morales-Inostroza, L., Vicencio, R. A. & Delgado, A. Quantum localized states in photonic flat-band lattices. *Phys. Rev. A* **96**, 043803 (2017).
- [12] Yu, D., Yuan, L. & Chen, X. Isolated photonic flatband with the effective magnetic flux in a synthetic space including the frequency dimension. *Laser Photonics Rev.* **14**, 2000041 (2020).
- [13] Nakata, Y., Okada, T., Nakanishi, T. & Kitano, M. Observation of flat band for terahertz spoof plasmons in a metallic kagomé lattice. *Phys. Rev. B* **85**, 205128 (2012).
- [14] Kajiwarra, S., Urade, Y., Nakata, Y., Nakanishi, T. & Kitano, M. Observation of a nonradiative flat band for spoof surface plasmons in a metallic Lieb lattice. *Phys. Rev. B* **93**, 075126 (2016).
- [15] Guzmán-Silva, D. *et al.* Experimental observation of bulk and edge transport in photonic Lieb lattices. *New J. Phys.* **16**, 063061 (2014).
- [16] Vicencio, R. A. *et al.* Observation of localized states in Lieb photonic lattices. *Phys. Rev. Lett.* **114**, 245503 (2015).
- [17] Mukherjee, S. & Thomson, R. R. Observation of localized flat-band modes in a quasi-one-dimensional photonic rhombic lattice. *Opt. Lett.* **40**, 5443–5446 (2015).
- [18] Weimann, S. *et al.* Transport in sawtooth photonic lattices. *Opt. Lett.* **41**, 2414–2417 (2016).
- [19] Maczewsky, L. J., Zeuner, J. M., Nolte, S. & Szameit, A. Observation of photonic anomalous Floquet topological insulators. *Nat. Commun.* **8**, 1–7 (2017).
- [20] Real, B. *et al.* Flat-band light dynamics in Stub photonic lattices. *Sci. Rep.* **7**, 15085 (2017).
- [21] Mukherjee, S. & Thomson, R. R. Observation of robust flat-band localization in driven photonic rhombic lattices. *Opt. Lett.* **42**, 2243–2246 (2017).
- [22] Diebel, F., Leykam, D., Kroesen, S., Denz, C. & Desyatnikov, A. S. Conical diffraction and composite Lieb bosons in photonic lattices. *Phys. Rev. Lett.* **116**, 183902 (2016).
- [23] Cantillano, C. *et al.* Observation of localized ground and excited orbitals in graphene photonic ribbons. *New J. Phys.* **20**, 033028 (2018).
- [24] Sutherland, B. Localization of electronic wave functions due to local topology. *Phys. Rev. B* **34**, 5208–5211 (1986).
- [25] Lieb, E. H. Two theorems on the Hubbard model. *Phys. Rev. Lett.* **62**, 1201 (1989).
- [26] Tsui, D. C., Stormer, H. L. & Gossard, A. C. Two-dimensional magnetotransport in the extreme quantum limit. *Phys. Rev. Lett.* **48**, 1559–1562 (1982).
- [27] Mielke, A. Ferromagnetism in the Hubbard model on line graphs and further considerations. *J. Math. Phys. Anal. Geom.* **24**, 3311 (1991).
- [28] Tasaki, H. Ferromagnetism in the Hubbard models with degenerate single-electron ground states. *Phys. Rev. Lett.* **69**, 1608 (1992).
- [29] Tasaki, H. Hubbard model and the origin of ferromagnetism. *Eur Phys J B* **64**, 365–372 (2008).
- [30] Rizzi, M., Cataudella, V. & Fazio, R. Phase diagram of the Bose-Hubbard model with T_3 symmetry. *Phys. Rev. B* **73**, 144511 (2006).
- [31] Tesei, M., Théron, R. & Martinoli, P. Frustration phenomena in Josephson junction arrays on a dice lattice. *Physica C* **437**, 328–330 (2006).
- [32] Douçot, B., Feigel'man, M. & Ioffe, L. Topological order in the insulating Josephson junction array. *Phys. Rev.*

- Lett.* **90**, 107003 (2003).
- [33] Douçot, B., Feigel'Man, M., Ioffe, L. & Ioselevich, A. Protected qubits and chern-simons theories in Josephson junction arrays. *Phys. Rev. B* **71**, 024505 (2005).
- [34] Gladchenko, S. *et al.* Superconducting nanocircuits for topologically protected qubits. *Nat. Phys.* **5**, 48–53 (2009).
- [35] Leykam, D., Andreanov, A. & Flach, S. Artificial flat band systems: from lattice models to experiments. *Adv. Phys.: X* **3**, 1473052 (2018).
- [36] Poblete, R. A. V. Photonic flat band dynamics. *Adv. Phys.: X* **6**, 1878057 (2021).
- [37] Leykam, D. & Flach, S. Perspective: Photonic flatbands. *APL Photonics* **3**, 070901 (2018).
- [38] Noda, S., Yokoyama, M., Imada, M., Chutinan, A. & Mochizuki, M. Polarization mode control of two-dimensional photonic crystal laser by unit cell structure design. *Science* **293**, 1123–1125 (2001).
- [39] Li, J., White, T. P., O'Faolain, L., Gomez-Iglesias, A. & Krauss, T. F. Systematic design of flat band slow light in photonic crystal waveguides. *Opt. Express* **16**, 6227–6232 (2008).
- [40] Yang, Y. *et al.* Photonic flatband resonances for free-electron radiation. *Nature* **613**, 42–47 (2023).
- [41] Yang, J., Zhang, P., Yoshihara, M., Hu, Y. & Chen, Z. Image transmission using stable solitons of arbitrary shapes in photonic lattices. *Opt. Lett.* **36**, 772–774 (2011).
- [42] Vicencio, R. A. & Mejía-Cortés, C. Diffraction-free image transmission in kagome photonic lattices. *J. Opt.* **16**, 015706 (2013).
- [43] Maimaiti, W., Andreanov, A., Park, H. C., Gendelman, O. & Flach, S. Compact localized states and flat-band generators in one dimension. *Phys. Rev. B* **95**, 115135 (2017).
- [44] Maimaiti, W., Flach, S. & Andreanov, A. Universal $d = 1$ flat band generator from compact localized states. *Phys. Rev. B* **99**, 125129 (2019).
- [45] Maimaiti, W., Andreanov, A. & Flach, S. Flat-band generator in two dimensions. *Phys. Rev. B* **103**, 165116 (2021).
- [46] Danieli, C., Andreanov, A., Mithun, T. & Flach, S. Quantum caging in interacting many-body all-bands-flat lattices. *Phys. Rev. B* **104**, 085131 (2021).
- [47] Danieli, C., Andreanov, A., Mithun, T. & Flach, S. Quantum caging in interacting many-body all-bands-flat lattices. *Phys. Rev. B* **104**, 085132 (2021).
- [48] Fang, K., Yu, Z. & Fan, S. Realizing effective magnetic field for photons by controlling the phase of dynamic modulation. *Nat. Photonics* **6**, 782–787 (2012).
- [49] Mukherjee, S., Di Liberto, M., Öhberg, P., Thomson, R. R. & Goldman, N. Experimental observation of Aharonov-Bohm cages in photonic lattices. *Phys. Rev. Lett.* **121**, 075502 (2018).
- [50] Aoki, H., Ando, M. & Matsumura, H. Hofstadter butterflies for flat bands. *Phys. Rev. B* **54**, R17296–R17299 (1996).
- [51] Poli, C., Arkininstall, J. & Schomerus, H. Degeneracy doubling and sublattice polarization in strain-induced pseudo-Landau levels. *Phys. Rev. B* **90**, 155418 (2014).
- [52] Rachel, S., Göthel, I., Arovas, D. P. & Vojta, M. Strain-induced Landau levels in arbitrary dimensions with an exact spectrum. *Phys. Rev. Lett.* **117**, 266801 (2016).
- [53] Bellec, M., Poli, C., Kuhl, U., Mortessagne, F. & Schomerus, H. Observation of supersymmetric pseudo-Landau levels in strained microwave graphene. *Light Sci. Appl.* **9**, 146 (2020).
- [54] Jamadi, O. *et al.* Direct observation of photonic Landau levels and helical edge states in strained honeycomb lattices. *Light Sci. Appl.* **9**, 144 (2020).
- [55] Cai, H. & Wang, D.-W. Topological phases of quantized light. *Nat. Sci. Rev.* **8**, nwa196 (2021).
- [56] Deng, J. *et al.* Observing the quantum topology of light. *Science* **378**, 966–971 (2022).
- [57] Levy, N. *et al.* Strain-induced pseudo-magnetic fields greater than 300 tesla in graphene nanobubbles. *Science* **329**, 544–547 (2010).
- [58] Georgi, A. *et al.* Tuning the pseudospin polarization of graphene by a pseudomagnetic field. *Nano Lett.* **17**, 2240–2245 (2017).
- [59] Rechtsman, M. C. *et al.* Strain-induced pseudomagnetic field and photonic Landau levels in dielectric structures. *Nat. Photonics* **7**, 153–158 (2013).
- [60] Wen, X. *et al.* Acoustic Landau quantization and quantum-Hall-like edge states. *Nat. Phys.* **15**, 352–356 (2019).
- [61] Guglielmon, J., Rechtsman, M. & Weinstein, M. Landau levels in strained two-dimensional photonic crystals. *Phys. Rev. A* **103**, 013505 (2021).
- [62] Ozawa, T. *et al.* Topological photonics. *Rev. Mod. Phys.* **91**, 015006 (2019).
- [63] Wang, Z., Chong, Y., Joannopoulos, J. D. & Soljačić, M. Observation of unidirectional backscattering-immune topological electromagnetic states. *Nature* **461**, 772–775 (2009).
- [64] Hafezi, M., Demler, E. A., Lukin, M. D. & Taylor, J. M. Robust optical delay lines with topological protection. *Nat. Phys.* **7**, 907–912 (2011).
- [65] Perez-Leija, A., Moya-Cessa, H., Szameit, A. & Christodoulides, D. N. Glauber-Fock photonic lattices. *Opt. Lett.* **35**, 2409–2411 (2010).
- [66] Yuan, J., Xu, C., Cai, H. & Wang, D.-W. Gap-protected transfer of topological defect states in photonic lattices. *APL Photonics* **6**, 030803 (2021).
- [67] Keil, R. *et al.* Observation of Bloch-like revivals in semi-infinite Glauber-Fock photonic lattices. *Opt. Lett.* **37**, 3801–3803 (2012).
- [68] Wu, C., Liu, W., Jia, Y., Chen, G. & Chen, F. Observation of topological pumping of a defect state in a Fock photonic lattice. *Phys. Rev. A* **107**, 033501 (2023).
- [69] Price, H. M., Ozawa, T. & Goldman, N. Synthetic dimensions for cold atoms from shaking a harmonic trap. *Phys. Rev. A* **95**, 023607 (2017).
- [70] Salerno, G. *et al.* Quantized Hall conductance of a single atomic wire: A proposal based on synthetic dimensions. *Phys. Rev. X* **9**, 041001 (2019).
- [71] Lustig, E. *et al.* Photonic topological insulator in synthetic dimensions. *Nature* **567**, 356–360 (2019).
- [72] Bellec, M., Kuhl, U., Montambaux, G. & Mortessagne, F. Tight-binding couplings in microwave artificial graphene. *Phys. Rev. B* **88**, 115437 (2013).
- [73] Saugmann, P. & Larson, J. Fock-state-lattice approach to quantum optics. *Phys. Rev. A* **108**, 033721 (2023).
- [74] Dobrykh, D., Yulin, A., Slobozhanyuk, A., Poddubny, A. & Kivshar, Y. S. Nonlinear control of electromagnetic topological edge states. *Phys. Rev. Lett.* **121**, 163901 (2018).

- [75] Hadad, Y., Soric, J. C., Khanikaev, A. B. & Alu, A. Self-induced topological protection in nonlinear circuit arrays. *Nat. Electron.* **1**, 178–182 (2018).
- [76] Gligorić, G., Beličev, P. P., Leykam, D. & Maluckov, A. Nonlinear symmetry breaking of Aharonov-Bohm cages. *Phys. Rev. A* **99**, 013826 (2019).
- [77] Liberto, M. D., Mukherjee, S. & Goldman, N. Nonlinear dynamics of Aharonov-Bohm cages. *Phys. Rev. A* **100**, 043829 (2019).
- [78] Fu, Q. *et al.* Optical soliton formation controlled by angle twisting in photonic moiré lattices. *Nat. Photonics* **14**, 663–668 (2020).
- [79] Ning, T., Zhao, L., Huo, Y., Cai, Y. & Ren, Y. Giant enhancement of second harmonic generation from monolayer 2D materials placed on photonic moiré superlattice. *Nanophotonics* **12**, 4009–4016 (2023).
- [80] Filonov, D., Kramer, Y., Kozlov, V., Malomed, B. A. & Ginzburg, P. Resonant meta-atoms with nonlinearities on demand. *Appl. Phys. Lett.* **109**, 111904 (2016).
- [81] Wang, Y., Lang, L.-J., Lee, C. H., Zhang, B. & Chong, Y. Topologically enhanced harmonic generation in a nonlinear transmission line metamaterial. *Nat. Commun.* **10**, 1102 (2019).
- [82] Goblot, V. *et al.* Nonlinear polariton fluids in a flatband reveal discrete gap solitons. *Phys. Rev. Lett.* **123**, 113901 (2019).
- [83] Mukherjee, S. & Rechtsman, M. C. Observation of Floquet solitons in a topological bandgap. *Science* **368**, 856–859 (2020).
- [84] Gao, X. *et al.* Dirac-vortex topological cavities. *Nat. Nanotechnol.* **15**, 1012–1018 (2020).
- [85] Mao, X.-R., Shao, Z.-K., Luan, H.-Y., Wang, S.-L. & Ma, R.-M. Magic-angle lasers in nanostructured moiré superlattice. *Nat. Nanotechnol.* **16**, 1099–1105 (2021).
- [86] Yang, L., Li, G., Gao, X. & Lu, L. Topological-cavity surface-emitting laser. *Nat. Photonics* **16**, 279–283 (2022).

Acknowledgements

This work was supported by the National Key Research and Development Program of China (Grants No. 2022YFA1404902 (FG), 2019YFA0308100 (DW)), the National Natural Science Foundation of China (Grants No. 62171406 (FG), 11934011 (DW), U21A20437 (HC)), ZJNSF under Grant No. Z20F010018 (FG), the Strategic Priority Research Program of Chinese Academy of Sciences under Grant No. XDB28000000 (DW), and the Fundamental Research Funds for the Central Universities under Grant No. 2023QZJH13 (DW).

Author contributions

D.W.W and F.G. conceived the project. J.Y., Y.L., and F.G. designed and constructed the sample. J.Y, J.L.Y., and H.C. performed numerical simulations. J.Y. carried out the experiment and collected data. Y.Y., X.X., and Z.Z assisted the measurement. All authors analyzed and discussed the results. J.Y, D.W.W, and F.G. wrote the manuscript with inputs from all other authors.

Competing interests:

The authors declare no competing interests.

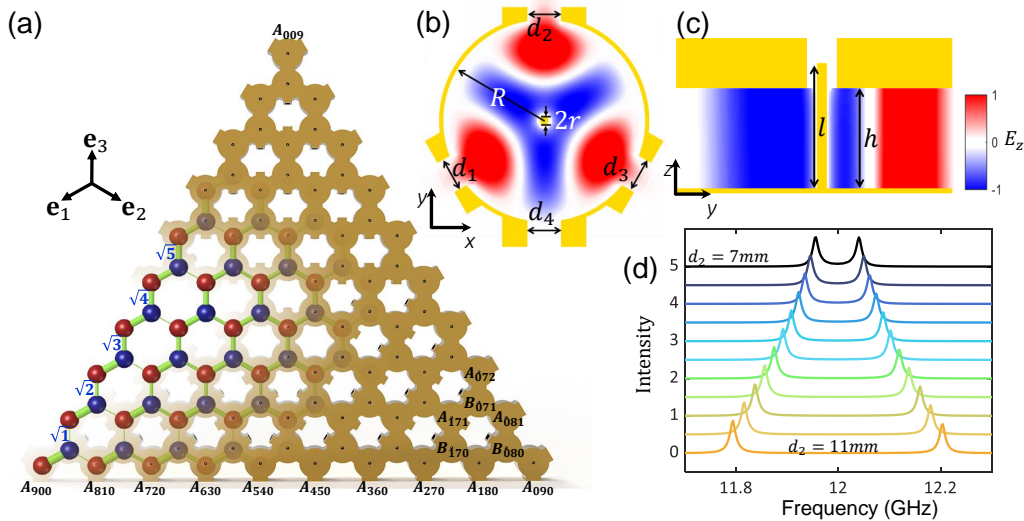


Figure 1. Photonic lattice mimicking the coupling of Fock-state lattices. (a) An ABF honeycomb lattice of microwave resonators with $N = 9$, containing 100 resonators. Red and blue sites denote A and B resonators connected by lines with widths proportional to the local coupling strengths. (b) and (c) The geometry of a single cavity and the E_z field distribution of the TM mode in the xy (b) and yz (c) planes. The cavity has an inner radius $R = 24$ mm and a height $h = 20$ mm. An aluminum rod in the center of the cavity (with radius $r = 1$ and height $l = 25$ mm) is used to make contact with the antenna to maintain the stability in excitation and measurement. Each resonator is coupled to three adjacent resonators via short waveguides with widths d_1 , d_2 , and d_3 . The distance between two adjacent resonators is 50 mm. An extra opening with width d_4 is used to tune the resonance frequency. The radius of the hole in the top of the cavity is 3 mm. (d) Numerical simulation (see Supplementary Section II) of the frequency splitting of two coupled resonators. The coupling channel width d_2 changes from 7 mm to 11 mm with a 0.4 mm step, while keeping $d_1 = d_3 = 8$ mm

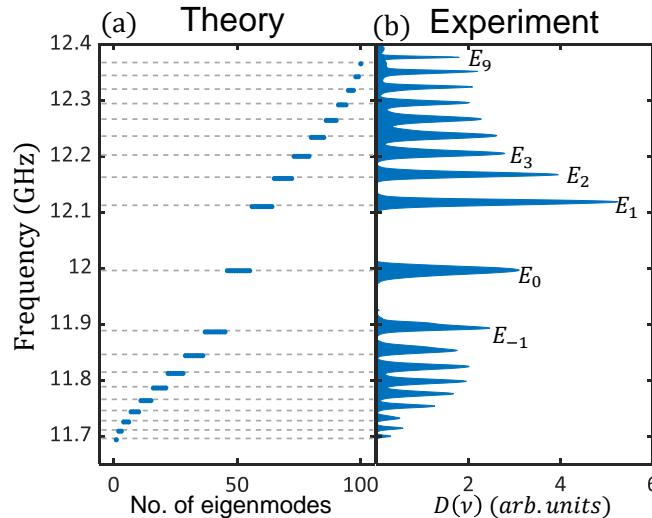


Figure 2. Density of states of the flatbands. (a) The numerically simulated eigenenergies for the lattice with $N = 9$, $t_0 = 69$ MHz and next-nearest-neighbor coupling $\kappa = 2$ MHz. (b) Experimentally measured $D(\nu)$, which is obtained from reflection spectra of each resonator by Vector network analyzer 3672C. The peaks correspond to the 19 flatbands with discrete eigenenergies. The positions of the peaks coincide with the theoretical prediction. The spectra weight indicates the degeneracy of each band.

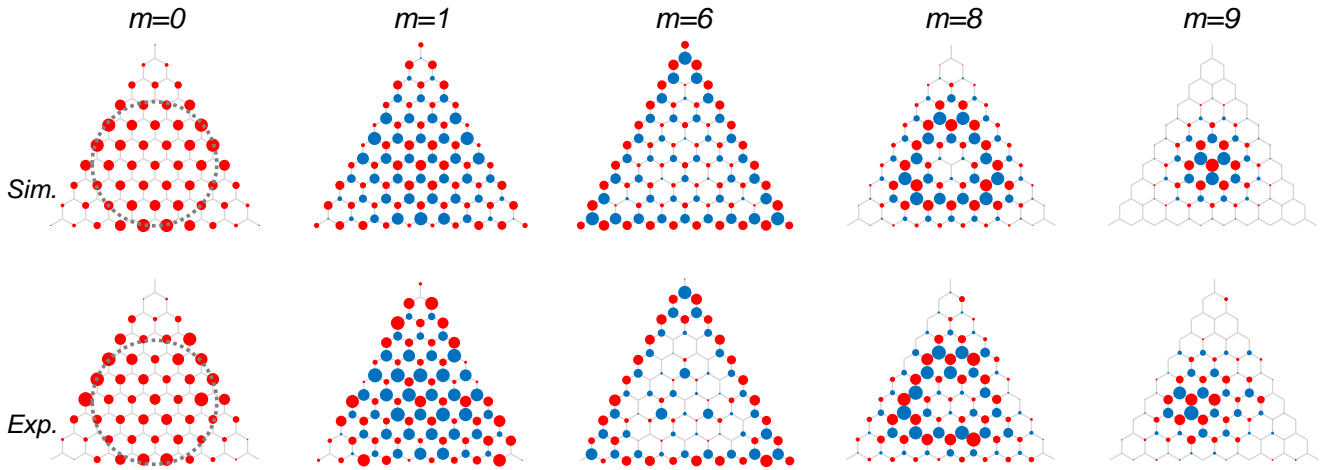


Figure 3. Eigenmode distributions in the m th Landau levels with $m = 0, 1, 6, 8, 9$. The first row shows the numerical simulation and the second row shows the experimental data. The radii of the circles are proportional to $D(\mathbf{r}_j, \nu)$ on the A sites (red) and B sites (blue). The zeroth Landau level only occupies A sites, while other Landau levels have approximately equal weights in the two sublattices. The eigenmodes in the zeroth Landau level are confined within the incircle (dashed lines), which separates the inside semi-metallic phase from the outside insulator phase.

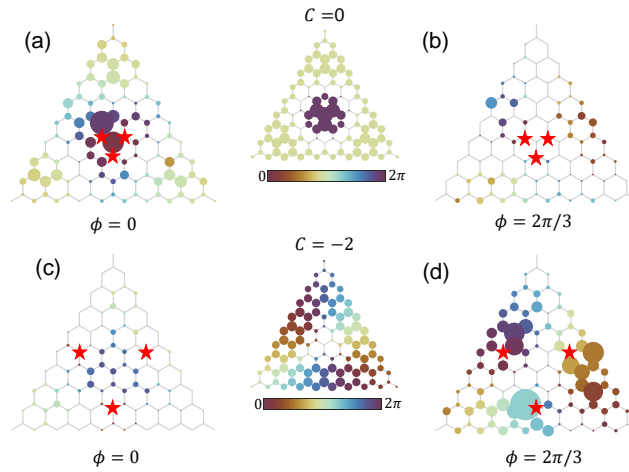


Figure 4. Selective excitation of the eigenmodes in the 7th flatband. (a) and (b) Field distribution with three excitation sites near the center, which have a large overlap with the eigenmode $C = 0$. (c) and (d) Field distribution with three excitation sites that have a large overlap with the eigenmode $C = 2$. The excitation phase difference $\phi = 0$ in (a) and (c), and $\phi = 2\pi/3$ in (b) and (d). The radii of the colored dots are proportional to the field intensity on the lattice sites, with colors indicating the phases. The two figures in the middle are the numerically simulated field distributions of the corresponding eigenmodes.