
Mimetic Initialization of Self-Attention Layers

Asher Trockman¹ J. Zico Kolter^{1,2}

Abstract

It is notoriously difficult to train Transformers on small datasets; typically, large pre-trained models are instead used as the starting point. We explore the weights of such pre-trained Transformers (particularly for vision) to attempt to find reasons for this discrepancy. Surprisingly, we find that simply initializing the weights of self-attention layers so that they “look” more like their pre-trained counterparts allows us to train vanilla Transformers faster and to higher final accuracies, particularly on vision tasks such as CIFAR-10 and ImageNet classification, where we see gains in accuracy of over 5% and 4%, respectively. Our initialization scheme is closed form, learning-free, and very simple: we set the product of the query and key weights to be approximately the identity, and the product of the value and projection weights to approximately the negative identity. As this mimics the patterns we saw in pre-trained Transformers, we call the technique *mimetic initialization*.

1. Introduction

Despite their excellent performance in the regime of large-scale pretraining, Transformers are notoriously hard to train on small-scale datasets (Dosovitskiy et al., 2020). In this setting, convolutional networks such as the ResNet tend to massively outperform Vision Transformers, with the gap only being closed by the addition of techniques such as self-supervised pretraining, auxiliary losses, convolution-inspired tokenizers, or the addition of other architectural components that promote convolution-like inductive biases. Similar effects are seen in language modeling, where classic models such as LSTMs outperform vanilla Transformers without extreme regularization and long-duration training.

In this work, we take a step towards bridging this gap via a novel initialization technique for Transformers. We focus

¹Carnegie Mellon University ²Bosch Center for AI. Correspondence to: Asher Trockman <ashert@cs.cmu.edu>.

primarily on Vision Transformers (ViTs), though we also investigate our technique in the context of language modeling. We note that in pretrained ViTs, the weights of self-attention layers are often quite correlated, in that $W_Q W_K^T \propto I + \epsilon$ and $W_V W_{proj} \propto \epsilon - I$. Our proposal is merely to initialize the self-attention weights to mimic this observation, with the added caveat of requiring standard sinusoidal position embeddings. While we propose only one technique here, we believe that this concept is worthy of future research, as it may enhance the understanding of the inner-workings of deep models and lead to cheaper training and better optima. We propose to call this type of technique *mimetic initialization*, as we initialize by *mimicking* the structures and patterns observed in the weights of *pretrained* models. Importantly, the sort of *mimetic initialization* we propose seeks to mimic *solely* through hand-crafted, interpretable formulas: it involves absolutely no pretraining and is practically compute-free; *i.e.*, there is no learning procedure involved.

Fundamentally, we seek to investigate the question proposed by Zhang et al. (2022): might some of the benefits of pretraining actually just be a result of it serving as a good initialization? Our approach is to attempt to find good initializations that do not involve pretraining to begin to explore this question.

Our initialization shows strong advantages for ViTs, allowing gains of up to 5% when training on small datasets like CIFAR-10, and up to 4% for larger datasets, *i.e.*, ImageNet-1k within a standard ResNet-style training pipeline. We also see smaller performance gains on language modeling tasks such as WikiText-103.

2. Related Work

It is conventional wisdom that CNNs have a stronger inductive bias than ViTs. In practice, this means that CNNs perform particularly well on small datasets, while ViTs only surpass their performance when pretrained on very large (*e.g.*, ImageNet-21k- or JFT-300B-scale) datasets. To remedy this situation, numerous works have proposed to integrate convolutions explicitly into ViTs: Dai et al. (2021) introduces CoAtNet, which directly integrates depthwise convolution and self-attention. Wu et al. (2021) introduces CvT, a Transformer modification involving convolutional tokenization and projections. Yuan et al. (2021) proposes the

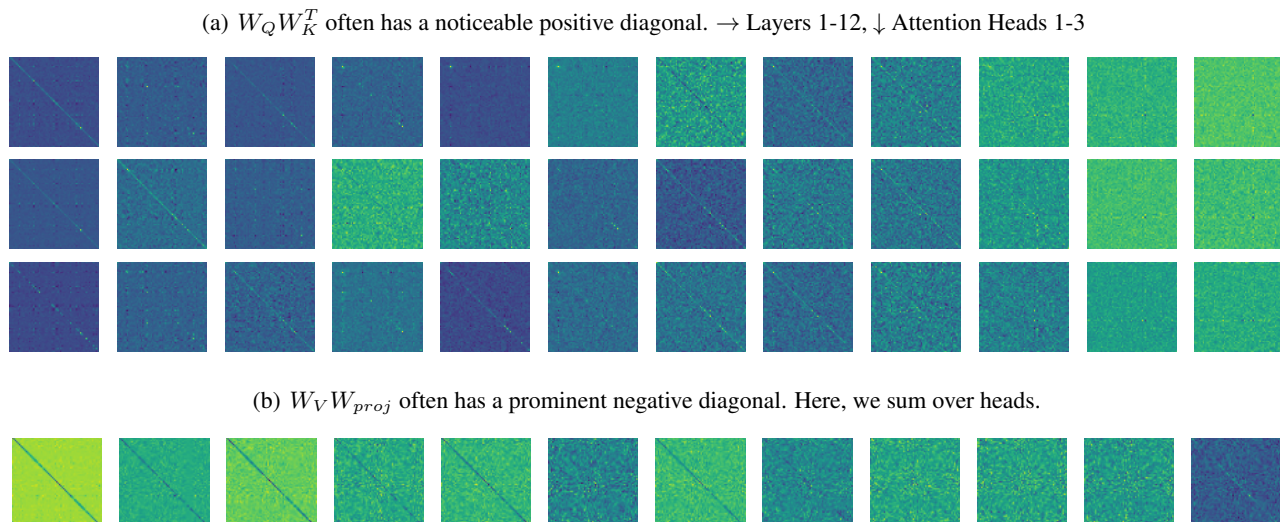


Figure 1. Self-attention weights of an ImageNet-pretrained ViT-Tiny. Pictured are 3 heads for each of the 12 layers. Clipped to 64x64.

Convolution-enhanced Image Transformer (CeiT), which makes various modifications to bring about CNN-like inductive bias. These techniques are uniformly effective: ViT/CNN hybrids tend to achieve higher accuracies with less data than their vanilla ViT counterparts. In contrast to these works, we seek to make ViTs more trainable *without* the use of convolutions, guided by the observation that pretrained ViTs eventually become effective without them given sufficient training time.

There are relatively few works on initializing Transformers; these works tend to be theoretical, focusing on eliminating normalization or skip connections. Huang et al. (2020) investigates training Transformers without learning rate warmup and normalization, and proposed a rescaling of weights that allows these to be removed. He et al. (2023) extends work on Deep Kernel Shaping to train Transformers without normalization and skip connections. Rather than initializing W_Q, W_K in a particularly structured or principled way, they ensure the product is zero and instead add a controllable bias inside the softmax of the self-attention layers. Similarly, Zhao et al. (2021) proposes to set the query and key weights to zero and the identity, respectively; however, the product of these weights remains zero.

In contrast, we attempt to better-initialize standard *vanilla* Transformers, which use skip connections and normalization. Moreover, we do so by controlling the behavior of the query and key weights themselves, aiming to replicate the behavior of pretrained models without any training.

Touvron et al. (2021b) proposes LayerScale, which multiplies the skip connections by a learnable diagonal matrix; though this is an actual architectural change and not an initialization, we will discuss the potential (albeit weak)

connection to our initialization in Sec. 6. Cordonnier et al. (2019) and d’Ascoli et al. (2021) propose a scheme to initialize self-attention to implement convolution; however, this requires the use of relative positional embeddings and the (gated) self-attention layers proposed must have a particular number of heads to match the kernel size. In contrast, our scheme makes no architectural changes to the Transformer and still achieves comparable performance. Importantly, we do not seek to make self-attention emulate convolution explicitly, but rather emulate the behavior of self-attention *itself* after large-scale pretraining.

An inspiration for our work, Zhang et al. (2022) proposed a so-called “mimicking initialization” as an alternative to large-scale pretraining for language models. However, this technique actually *trains* self-attention layers to mimic the behavior of a handcrafted, convolution-like target similar to attention maps seen in trained models; in contrast, we attempt to bring about desirable behavior of self-attention entirely by hand, without any form of training. In that sense, our method is vaguely similar in spirit to (Trockman et al., 2022), who propose a learning-free, structured multivariate initialization for convolutional filters.

Many works have modified Vision Transformers to more effectively train on small-scale datasets. Gani et al. (2022) proposes to learn the weight initialization in a self-supervised fashion, noting that ViTs are highly sensitive to initialization. This achieves good results on CIFAR-10 and other small-scale datasets. Cao et al. (2022) proposes another self-supervised technique for from-scratch training. Hassani et al. (2021) proposes a Compact Convolutional Transformer that can perform well on small datasets, which involves the use of a convolutional tokenizer. Lee et al. (2021) improves performance on small-scale datasets by introducing Shifted

Patch Tokenization and Locality Self-Attention. Liu et al. (2021) proposes a ‘‘dense relative localization’’ auxiliary task which improves the performance of transformers on small-scale datasets. In contrast to these works, which introduce auxiliary tasks or novel components, we use standard ResNet-style training and still achieve good results on small datasets with *completely vanilla Transformers*.

3. Observations

Preliminaries We denote the query and key weight matrices for a single head of self-attention by $W_Q, W_K \in \mathbb{R}^{d \times k}$, where d is the dimension (or width) of the Transformer and $k = d/\#\text{heads}$ is the head dimension. We consider the value and projection matrices to be full-rank: $W_V, W_{proj} \in \mathbb{R}^{d \times d}$. For inputs $X \in \mathbb{R}^{n \times d}$ with additive positional embeddings $P \in \mathbb{R}^{n \times d}$, we denote the ‘‘attention map’’ as follows:

$$\text{Softmax}\left(\frac{1}{\sqrt{k}}XW_QW_K^TX^T\right).$$

Our initialization is based on *mimicking* the patterns we observed in pre-trained vision transformers. In Fig. 1, we visualize said patterns for a ViT-Tiny, pretrained on ImageNet. The diagonal of the product of W_Q and W_K^T is noticeably positive in many cases. Similarly, and somewhat surprisingly, the product of W_V and W_{proj} tends to have a noticeably negative diagonal. This similarly holds for ViTs of different sizes. This suggests that, in rough approximation, W_Q and W_K may be the ‘‘same’’ low-rank random normal matrix, as such matrices are approximately semi-orthogonal. This is based on the fact that an appropriately-scaled random normal matrix is approximately orthogonal. That is, if $Z \in \mathbb{R}^{d \times k}$ and $Z \sim \mathcal{N}(0, I/k)$, then $ZZ^T \approx I$. On language models (see Fig. 9), we see a similar, albeit not quite so clear pattern. In contrast, the products W_Q and W_K^T are often negative instead of positive, and vice versa for W_V and W_{proj} .

In Figure 2, we show the attention maps in a ViT-Tiny for a variety of training settings, averaged over the three heads and over a batch of CIFAR-10 inputs. Note the difference between the untrained model (a) and the untrained one using our initialization (d). Further, there is some degree of similarity between the ImageNet-pretrained model (c) and our untrained one (d). After training our initialized ViT on CIFAR-10, the early layers are similar to those of the ImageNet-pretrained ViT while the later layers are more like those of the only-CIFAR-trained ViT (b). The last layers of the ImageNet-pretrained ViT implement a kind of broadcasting operation which we do not attempt to mimic.

4. Method

We note that there are two relatively simple choices for modeling $W_QW_K^T$ and W_VW_{proj} . The simplest technique

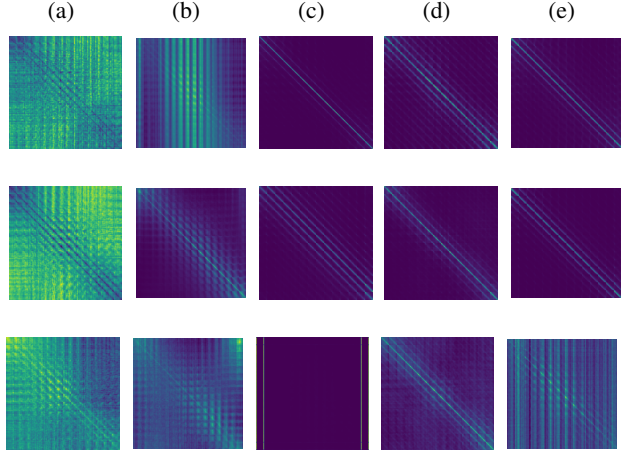


Figure 2. Attention maps computed from one CIFAR-10 batch for ViT-Tiny (a) untrained (b) CIFAR-10 trained (c) ImageNet pretrained (d) using our init (e) our init and then CIFAR-10 trained. Rows: \downarrow Layers #1, 4, 11

is to merely set the two matrices in the product to the same random normal matrix, *i.e.*, $W_Q = W_K = \mathcal{N}(0, I/k)$, which is scaled by the Transformer head dimension k so that the average magnitude of the diagonal is ≈ 1 . In the case of the value/projection matrices, whose diagonal we want to be negative, this would be

$$Z := \mathcal{N}(0, I/d), W_V = Z, W_{proj} = -Z.$$

However, no matter how we scale the random normal matrix, the ratio between the magnitude of the on-diagonal and the off-diagonal noise remains the same.

To gain more flexibility in the prominence of the diagonal, we instead propose to use a slightly more involved technique. Here, we explicitly model the products as follows:

$$W_QW_K^T \approx \alpha_1 Z_1 + \beta_1 I \quad (1)$$

$$W_VW_{proj}^T \approx \alpha_2 Z_2 - \beta_2 I \quad (2)$$

where $Z_i \sim \mathcal{N}(0, \frac{1}{d}I)$ and $\alpha_i, \beta_i \in [0, 1]$. That is, we explicitly control the tradeoff between the noise Z_i and the diagonal I by choosing the parameters α_i, β_i . In order to recover the factors W_V, W_{proj} , we use the singular value decomposition:

$$\alpha_1 Z_1 + \beta_1 I = U_1 \Sigma_1 V_1^T \quad (3)$$

$$W_V := U_1 \Sigma_1, W_{proj} := V_1 \Sigma_1^{1/2}, \quad (4)$$

and for the low-rank factors W_Q, W_K^T , the reduced SVD:

$$\alpha_2 Z_2 + \beta_2 I = U_2 \Sigma_2 V_2^T \quad (5)$$

$$W_Q := U_2[:, :k] \Sigma_2[:, k, :k]^{1/2} \quad (6)$$

$$W_K := V_2[:, :k] \Sigma_2[:, k, :k]^{1/2}. \quad (7)$$

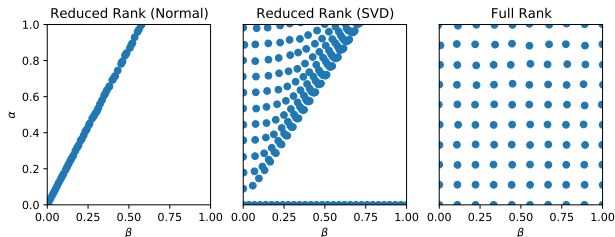


Figure 3. Possible α, β for different weight constructions.

Note that we resample Z_2 for each head.

In Fig. 3, we show the different α, β that can be achieved through the two methods proposed above. Using equal random normal matrices, there is a linear relationship between α and β , for both low-rank and full-rank matrices. Using the SVD technique, we achieve a wider variety of selections even in the low-rank case. Consequently, we use this in all experiments.

Attention map structure In practice, our initialization results in attention maps that with a strong diagonal component which reflect the structure of the position embeddings, which we denote by $P \in \mathbb{R}^{n \times d}$. We show this visually in Fig. 2, though it is also possible to (roughly) compute their expected value.

Assuming that $X \in \mathbb{R}^{n \times d}$ and $X \sim \mathcal{N}(0, I)$ (which is a reasonable assumption due to the use of LayerNorm), and assuming W_Q, W_K are full-rank and $W_Q W_K^T = \alpha Z + \beta I$ due to our initialization, we can show $\mathbb{E}[(X + P)(\alpha Z + \beta I)(X + P)^T] = \beta dI + \beta P P^T$, as the only products with non-zero mean are $XX^T \approx I$ (on the diagonal) and $P P^T$. Thus, roughly speaking, our initialization results in expected attention maps of the form

$$\text{Softmax}\left(\frac{1}{\sqrt{k}}(\beta_1 dI + \beta_1 P P^T)\right). \quad (8)$$

That is, our initialization may bias attention maps towards mixing nearby tokens according to the structure of $P P^T$, which can be seen in Fig. 2.

5. Experiments

5.1. CIFAR-10

Training vanilla ViTs from scratch on CIFAR-10 is notoriously difficult, requiring semi-supervised pretraining techniques, additional inductive bias, or heavy data augmentation with long training times (Liu et al., 2021; Lee et al., 2021; Gani et al., 2022; Hassani et al., 2021). In this section, we demonstrate the substantial benefits of using our initialization for vanilla ViTs on from-scratch CIFAR-10 training.

Table 1. 100 epoch CIFAR-10 classification (ViT-Tiny).

Width	Depth	Heads	Acc. (Base)	Acc. (Init)	Δ Acc.
96	6	3	84.75	87.90	3.15
96	12	3	84.75	88.84	4.09
192	6	3	85.85	89.68	4.63
192	12	1	85.25	89.88	4.63
192	12	3	86.07	90.78	4.71
192	12	6	86.74	91.38	4.64
192	24	3	86.36	91.85	5.49
384	12	3	86.26	91.56	5.30
384	12	6	84.40	92.17	7.77
384	12	12	86.39	92.30	5.91

Setup We train all ViTs using a simple pipeline: we use RandAugment and Cutout for augmentation, a batch size of 512, AdamW with 3×10^{-3} learning rate, 0.01 weight decay, and 100 epochs. We use a vanilla ViT with embedding dimension 192, depth 12, patch size 2, and input size 32 unless otherwise noted (ViT-Tiny). We use a class token and sinusoidal position embeddings. We use $\alpha_1 = \beta_1 = 0.7$ and $\alpha_2 = \beta_2 = 0.4$ for all experiments.

Basic results In Table 4, we show our main results for CIFAR-10. Across a variety of ViT design parameters, our initialization results in substantial accuracy gains between 2.5-6%. While the benefit of our initialization is quite significant in all cases, we note that it seems to have the most benefit for larger models. For example, we see an improvement of over 6% for a ViT with dimension (width) 384, depth 12, and 6 heads (a ViT-Small), while we see a smaller 4.8% gain for a model with dimension 192 and 3 heads, and a 4.1% gain for dimension 96.

Ablations In Table 2, we show some ablations of our initialization technique. If we use the default normal initialization for W_Q, W_K , we see a substantial loss of accuracy of nearly 2%; similarly, if we use default initialization for W_V, W_{proj} , we see an even greater hit to accuracy of around 3.5%. Using neither (just sinusoidal position embeddings), we lose almost 4% accuracy. Further, setting the diagonal of W_V, W_{proj} to be negative rather than positive is in fact quite important, accounting for around 1.5% accuracy. These results suggest that all of the components of our initialization work together, and all are very important. We note that in Fig. 1 the prominence of the diagonal tends to fade with depth; we saw no improvement from mimicking this.

GPSA comparison GPSA (Gated Positional Self-Attention) was proposed for use in the ConViT model by Cordonnier et al. (2019). This self-attention variation has two attention maps, one of which is initialized with “soft” convolutional inductive biases to emulate convolution. The

Table 2. Ablations on CIFAR-10, ViT-Ti

Ablation	Acc.
Our initialization	91.38
Random pos. embeddings	88.70
No init (only sinusoidal pos. embeddings)	87.39
Init only W_Q, W_K	89.17
Init only W_V, W_{proj}	87.23
$W_V W_{proj} \propto -cI \implies W_V W_{proj} \propto +cI$	89.65
GPSA (8 heads)	90.03
GPSA (4 heads)	90.83
+ $W_V W_{proj} \propto -cI$	91.21
Pretrained	
W_K, W_Q, W_V, W_{proj} & pos. embed	91.15

effect of each attention map is determined by a learnable gating parameter.

While our goal was to improve Transformers without architectural modifications, this technique is the most similar to our own. (Though it requires, *e.g.*, a particular number of heads and a new, custom layer.) We replaced all self-attention layers with GPSA layers. With 4 heads (approximately 2×2 convolution), accuracy comes fairly close to our own by around 0.6%. Interestingly, adding our $W_V W_{proj}$ initialization to GPSA further narrows the gap by around 0.4%. This shows that our technique may even be useful for self-attention variants. More importantly, it shows that our technique is competitive even with those requiring more extensive architectural changes or explicitly-constructed convolutional biases.

Pretrained weights Our initialization technique only considers position embeddings and the query, key, value, and projection weights. Consequently, we consider transferring just these weights from an ImageNet-pretrained ViT as a baseline initialization technique. This achieves 91.15% accuracy, which is marginally lower than our own initialization. While this does not say anything about the initialization of the patch embedding and MLP layers, this may provide some evidence that our self-attention initialization is close to optimal.

Position embeddings According to Table 2, the use of sinusoidal position embeddings instead of randomly-initialized ones is crucial for our initialization. Using random rather than sinusoidal position embeddings with our initialization is disastrous, resulting in a decrease of 3% in accuracy. However, *only* initializing the position embeddings is not helpful either; ablating the rest of the init gives a similar performance decrease. In other words, it is the *interaction* of our initialization with the position embeddings which is useful. Consequently, with Eq. 8 in mind,

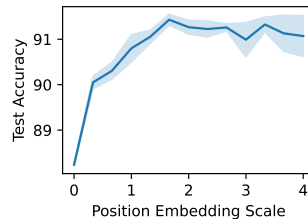


Figure 4. Increasing the scale of the position embeddings improves CIFAR-10 performance (ViT-Tiny).

Table 3. ImageNet Results

Arch.	Patch Size	Batch Size	Input Size	Acc. (Base)	Acc. (Init)	Δ Acc.
↓ ResNet-style Training Pipeline (150 epochs) ↓						
ViT/Ti	16	640	224	70.28	73.08	2.8
ViT/Ti	16	1024	224	67.80	71.92	4.1
↓ DeiT-style Training Pipeline (300 epochs) ↓						
ViT/Ti	16	1024	224	72.08	72.65	0.57
ViT/S	16	1024	224	79.83	80.36	0.53

we investigated the scale of the position embeddings, which changes their importance relative to the inputs themselves.

Position embedding scale Adding a new hyperparameter, we multiplied the embeddings by a factor γ , and tried several choices as shown in Fig. 4. Increasing the scale from 1 to ≈ 2 substantially improves performance, by around 0.5%.

Internal resolution ViTs are typically trained using high-resolution inputs and large patch sizes. In contrast, we trained most of our models on CIFAR-10 using small 32×32 inputs and 2×2 patches. Consequently, we investigate how the choice of patch and input size affects performance. In Appendix A, Table 7, we can see that our initialization is

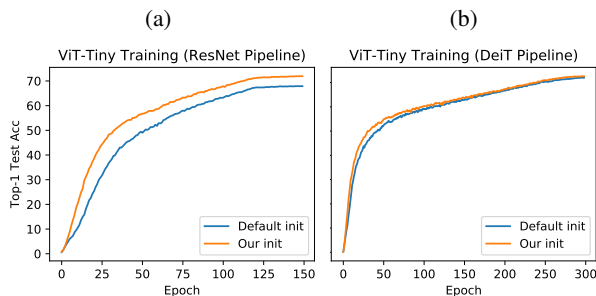


Figure 5. Training curves for DeiT-Tiny in a (a) ResNet-style training pipeline and a (b) DeiT-style pipeline. In the ResNet pipeline, we see a 4.1% improvement, compared to a 0.5% improvement in the DeiT pipeline.

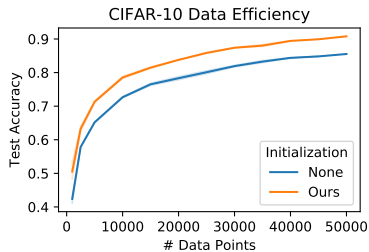


Figure 6. Adjusting the number of training points on CIFAR-10.

quite beneficial for many such combinations.

Data efficiency We hypothesize that our initialization leads ViTs to have an inductive bias more suitable for images, and thus would expect the initialization to be associated with especially high performance gains on small datasets. Consequently, we trained on a variety of subsets of CIFAR-10 (see Fig. 6). Surprisingly, we did not see performance gains inversely proportional to the size of the dataset. More research, *e.g.*, on larger datasets, would be necessary to understand how our initialization changes the data requirements of ViTs.

Other Transformer initializations While the motivation of our initialization is substantially different from that of other Transformer initialization techniques, we provide some comparisons in Table 5. T-Fixup (Huang et al., 2020) and ZerO (Zhao et al., 2021) focus on initializing the whole network rather than just the self-attention layers. For ZerO initialization, we only apply the initialization to self-attention layers. For T-Fixup, we apply the initialization to both self-attention and MLPs. Nonetheless, T-Fixup harms performance relative to the baseline, and ZerO offers only a small improvement.

Tuning hyperparameters It is infeasible for us to search over all combinations of α_i and β_i , so we first fixed α_1 and β_1 according to a guess of (0.6, 0.3), and then tuned α_2 and β_2 . From this, we chose α_2, β_2 . Then, holding this fixed, we tuned α_1, β_1 . Our grid search was performed for 100-epoch CIFAR-10 training on a ViT-Tiny. We visualize this search in Appendix A, Fig. 10.

5.2. ImageNet

Here, we show that our initialization benefits training ViTs from scratch on another relatively “small” dataset (for Transformers): ImageNet-1k. We test two settings: a ResNet-style (Wightman et al., 2021) training pipeline with 150 epochs and standard cross-entropy loss (*i.e.*, the technique of Trockman & Kolter (2022)), and the 300-epoch DeiT training pipeline from Touvron et al. (2021a). In both cases,

Table 4. Our initialization on other datasets (ViT-Tiny, 100 epochs).

Dataset	Acc. (Base)	Acc. (Init)	Δ Acc.
Tiny ImageNet	45.24	50.87	5.63
CIFAR-100	60.94	67.33	6.39
SVHN	96.40	96.79	0.39

we see significant improvements for using our initialization, with gains between 2.8-4.1% for a ViT-Tiny in the ResNet-style pipeline and around 0.5% in the DeiT pipeline. We find it surprising that we see relatively high gains even for very-long training times. Notably, we used the same hyperparameters as found for the CIFAR-10 experiments, though with a position embedding scale of 1.

The large performance in the ResNet-style training pipeline is particularly notable. One of the main contributions of Touvron et al. (2021a) was to propose a particular training pipeline which was effective for training ViTs on ImageNet-scale datasets, as ViTs did not work well in ResNet-style training pipelines. However, our initialization provides a major boost in accuracy for ViT-Tiny in this setting, suggesting that it begins to bridge the gap between ViT and ResNet training.

In Fig. 5, we show training progress for both ViT training pipelines; the difference is smaller for the DeiT pipeline, which has a larger batch size and more epochs.

5.3. Other Datasets

To further show that our initialization is not overfit to CIFAR-10 or ImageNet in particular, we present results for CIFAR-100, SVHN, and Tiny ImageNet using our initialization. We use the same settings as before with a ViT-Tiny, though with 4×4 patches for TinyImageNet. In Table 4, we see that our initialization leads to improvements in test accuracy over 5% for Tiny ImageNet and CIFAR-100, but only 0.39% for the perhaps-easier SVHN dataset.

6. Why does this initialization work?

We have shown that our mimetic initialization is quite effective for enhancing visual recognition on small datasets. Here, we propose some additional explanations for why our method is effective. The first section concerns the query and key weights, while the next two investigate the somewhat-more-mysterious negative diagonal of the value and projection product.

Near-identity attention maps. In Fig. 2 and Eq. 8, we see that our initialization, much like pretraining, makes the

Table 5. Other initializations

T-Fixup	ZerO	LayerScale Original	LayerScale Our Version	Our Initialization
85.38	87.41	89.90	88.68	91.38

attention maps somewhat similar to identity matrices, particularly in earlier layers. The resemblance of our attention maps using our initialization to those in pretrained models is notable in itself. He et al. (2023) notes that forcing attention maps to be the identity avoids rank collapse, which can otherwise prevent trainability. However, they note that exact-identity attention cannot pass gradients to the query and key parameters, meaning it is not actually a viable initialization technique. We hypothesize that our initialization strikes a balance between untrained attention maps (as in Fig. 2a) and identity attention maps.

LayerScale analogy In Touvron et al. (2021b), a simple technique called LayerScale is proposed to train deeper Transformers more effectively, in which the layer at a skip connection is multiplied by a learnable diagonal scaling matrix D :

$$X'_l = X_l + D \cdot \text{SelfAttn}(\eta(X_l)) \quad (9)$$

where η denotes LayerNorm. Here, we show that the way we initialize W_V, W_{proj} has a relatively weak resemblance to this technique. Considering Eq. 8, we approximate the attention maps after our initialization as being close to the identity, and assume that $\eta(X_l) \approx X_l$:

$$X'_l = X_l + \text{SelfAttn}(\eta(X_l)) \quad (10)$$

$$\approx X_l + I\eta(X_l)W_VW_{proj} \quad (11)$$

$$\approx X_l + I\eta(X_l)(\alpha Z - \beta I) \quad (\text{due to our init}) \quad (12)$$

$$\approx (I - \beta)X_l + \alpha\eta(X_l)Z \quad (13)$$

Scaling X_l by $(I - \beta)$ is similar in spirit to LayerScale, except in our case we are multiplying the left-hand instead of the right-hand term in the skip connection. This motivates us to compare our technique for setting to W_VW_{proj} to using LayerScale, or our variant of LayerScale above.

We searched ten choices of initialization for the diagonal elements in $[0, 1]$ for both LayerScale techniques, replacing our W_VW_{proj} initialization, and report the best results in Table 5. Note we leave our $W_QW_K^T$ initialization unchanged. Neither method achieves the performance of ours (with a difference of about 1.5%) though LayerScale comes closest. We conclude that the benefits of our initialization extend beyond its possible similarity to LayerScale.

Convolution analogy. Many works which successfully train ViTs on small datasets do so by adding aspects of convolution, whether implicitly or explicitly. Here, we explore adding locality to self-attention through convolutional biases:

$$\text{Softmax}(XW_QW_K^T X^T + \gamma C), \quad (14)$$

where C is a doubly-block circulant convolution matrix and γ is a learnable scalar. Here, C is reminiscent of the PP^T term in Eq. 8. This achieves 87.5% accuracy on CIFAR-10 within our usual training pipeline (without our init). For comparison, plain self-attention with no special initialization achieves 88.1% accuracy. Next, we move the convolution outside the softmax:

$$\text{Softmax}(XW_QW_K^T X^T) + \gamma C, \quad (15)$$

This has a more considerable advantage, resulting in 89.9% accuracy. Then, if we instead use $C' = \text{Softmax}(\gamma C)$ to restrict C' to be all-positive, we achieve 75% accuracy. That is, it appears that the negative component of the convolution matrix is necessary.

Thus, we hypothesize that initializing W_VW_{proj} to have a negative diagonal is perhaps beneficial for the same reason: this allows for some degree of “negative” or edge-detector-like spatial mixing to occur, a potentially useful starting point for the purpose of visual recognition.

7. Language Modeling

While our method was primarily inspired by pretrained Vision Transformers, in this section we investigate its potential for use in language models. As noted in Sec. 3 and seen in Fig. 9, we do not see precisely the same pattern in a pretrained GPT-2 model as we do in a ViT. Nonetheless, we use the same technique here without modification; we saw no improvement from, *e.g.*, attempting to model the positive diagonals of W_VW_{proj} .

Small-scale Generally, it is hard to train Transformers from scratch on small language tasks (Dai et al., 2019); it requires substantial regularization, *e.g.*, in the form of dropout. For word-level modeling on Penn TreeBank (PTB), we thus add one regularization tweak: word-level embedding dropout (*i.e.*, dropout of entire embedding vectors). This allows us to achieve sub-100 perplexity.

We use a training setup identical to that of Bai et al. (2018), training for 100 epochs and reducing the learning rate when it plateaus. We used a vanilla Transformer with sinusoidal position embeddings, with embedding dimension 384, 12 layers, 8 attention heads, and weight-tied embeddings.

First, on char-level PTB we did a small-scale hyperparameter search for those α_i, β_i yielding the best validation BPC. We chose $\alpha_1 = 0, \beta_1 = 0.5$, and $\alpha_2 = \beta_2 = 0.2$. We

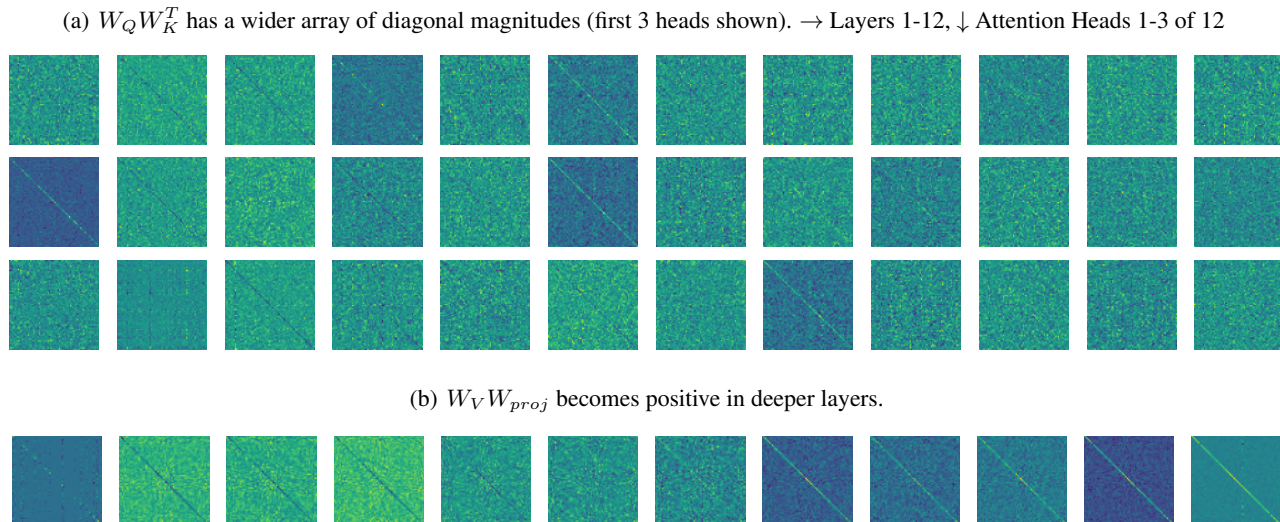


Figure 7. A pretrained GPT-2 shows considerably different patterns in the products of $W_Q W_K^T$ and $W_V W_{proj}$, compared to ViTs.

used these parameters on subsequent word-level modeling tasks. On char-level PTB, we see a small but significant reduction in BPC from 1.233 to 1.210 through using our initialization. Similarly, we see a small reduction in perplexity on word-level PTB, from 84.84 to 82.34. (For both tasks, smaller is better.)

While our initialization does not make a large amount of difference for these small-scale language tasks as it does for vision tasks, it does show a small amount of improvement. We suspect that it may be the case that a mimetic initialization scheme more finely-tuned to the language setting may show still better performance.

Medium-scale Next, we tried our initialization on a larger-scale task, WikiText-103. Here, we used an embedding dimension of 410 with 16 layers, 10 heads, and sinusoidal embeddings, with the same hyperparameters as for the previous task. As this dataset is around 110 times larger than PTB, we trained for only 50 epochs. Here, we see a more significant performance gain from using our initialization, reducing the test perplexity from 28.87 to 28.21 (see Table 6). While this is not a massive improvement, this is consistent with our observation on vision tasks that the improvement from our technique may be more significant for larger models. Further, we also note that in this case the number of parameters being initialized is quite small relative to the total number of parameters of the language model due to the word embedding weights, something which does not occur with vision models.

Table 6. Language results

Task	Metric	Base	Init
Char-level PTB	bpc	1.233	1.210
Word-level PTB	ppl	84.84	82.34
WikiText-103	ppl	28.87	28.21

8. Conclusion

Our proposed initialization technique for Transformers is particularly effective at improving performance on small-scale image recognition tasks, leading to an increase of over 5% accuracy in some cases. In other words, we address the problem that Vision Transformers are hard to train in ResNet-style pipelines solely through a structured initialization of the weights, without need for any kind of pre-training or architectural modifications. To a lesser extent, we demonstrated that our initialization leads to non-trivial gains on WikiText-103, showing that it also has potential to similarly improve language modeling on relatively small datasets. More broadly, we proposed a class of techniques we call *mimetic initialization*, in which we attempt to gain some benefits of pretraining by mimicking the surface-level qualities of pretrained models. We speculate that it may be possible to use domain knowledge to “program” models before training in order to reach more desirable optima that may have been out of reach with a completely random initialization. With better structured initialization techniques like our own, perhaps Transformers really *are* the universal architecture.

References

- Bai, S., Kolter, J. Z., and Koltun, V. An empirical evaluation of generic convolutional and recurrent networks for sequence modeling. *arXiv preprint arXiv:1803.01271*, 2018.
- Cao, Y.-H., Yu, H., and Wu, J. Training vision transformers with only 2040 images. *arXiv preprint arXiv:2201.10728*, 2022.
- Cordonnier, J.-B., Loukas, A., and Jaggi, M. On the relationship between self-attention and convolutional layers. *arXiv preprint arXiv:1911.03584*, 2019.
- Dai, Z., Yang, Z., Yang, Y., Carbonell, J., Le, Q. V., and Salakhutdinov, R. Transformer-xl: Attentive language models beyond a fixed-length context. *arXiv preprint arXiv:1901.02860*, 2019.
- Dai, Z., Liu, H., Le, Q. V., and Tan, M. Coatnet: Marrying convolution and attention for all data sizes. *Advances in Neural Information Processing Systems*, 34:3965–3977, 2021.
- Dosovitskiy, A., Beyer, L., Kolesnikov, A., Weissenborn, D., Zhai, X., Unterthiner, T., Dehghani, M., Minderer, M., Heigold, G., Gelly, S., et al. An image is worth 16x16 words: Transformers for image recognition at scale. *arXiv preprint arXiv:2010.11929*, 2020.
- d’Ascoli, S., Touvron, H., Leavitt, M. L., Morcos, A. S., Biroli, G., and Sagun, L. Convit: Improving vision transformers with soft convolutional inductive biases. In *International Conference on Machine Learning*, pp. 2286–2296. PMLR, 2021.
- Gani, H., Naseer, M., and Yaqub, M. How to train vision transformer on small-scale datasets? *arXiv preprint arXiv:2210.07240*, 2022.
- Hassani, A., Walton, S., Shah, N., Abuduweili, A., Li, J., and Shi, H. Escaping the big data paradigm with compact transformers. *arXiv preprint arXiv:2104.05704*, 2021.
- He, B., Martens, J., Zhang, G., Botev, A., Brock, A., Smith, S. L., and Teh, Y. W. Deep transformers without shortcuts: Modifying self-attention for faithful signal propagation. *arXiv preprint arXiv:2302.10322*, 2023.
- Huang, X. S., Perez, F., Ba, J., and Volkovs, M. Improving transformer optimization through better initialization. In *International Conference on Machine Learning*, pp. 4475–4483. PMLR, 2020.
- Lee, S. H., Lee, S., and Song, B. C. Vision transformer for small-size datasets. *arXiv preprint arXiv:2112.13492*, 2021.
- Liu, Y., Sangineto, E., Bi, W., Sebe, N., Lepri, B., and Nadai, M. Efficient training of visual transformers with small datasets. *Advances in Neural Information Processing Systems*, 34:23818–23830, 2021.
- Touvron, H., Cord, M., Douze, M., Massa, F., Sablayrolles, A., and Jégou, H. Training data-efficient image transformers & distillation through attention. In *International Conference on Machine Learning*, pp. 10347–10357. PMLR, 2021a.
- Touvron, H., Cord, M., Sablayrolles, A., Synnaeve, G., and Jégou, H. Going deeper with image transformers. In *Proceedings of the IEEE/CVF International Conference on Computer Vision*, pp. 32–42, 2021b.
- Trockman, A. and Kolter, J. Z. Patches are all you need? *arXiv preprint arXiv:2201.09792*, 2022.
- Trockman, A., Willmott, D., and Kolter, J. Z. Understanding the covariance structure of convolutional filters. *arXiv preprint arXiv:2210.03651*, 2022.
- Wightman, R., Touvron, H., and Jégou, H. Resnet strikes back: An improved training procedure in timm. *arXiv preprint arXiv:2110.00476*, 2021.
- Wu, H., Xiao, B., Codella, N., Liu, M., Dai, X., Yuan, L., and Zhang, L. Cvt: Introducing convolutions to vision transformers. In *Proceedings of the IEEE/CVF International Conference on Computer Vision*, pp. 22–31, 2021.
- Yuan, K., Guo, S., Liu, Z., Zhou, A., Yu, F., and Wu, W. Incorporating convolution designs into visual transformers. In *Proceedings of the IEEE/CVF International Conference on Computer Vision*, pp. 579–588, 2021.
- Zhang, Y., Backurs, A., Bubeck, S., Eldan, R., Gunasekar, S., and Wagner, T. Unveiling transformers with lego: a synthetic reasoning task. *arXiv preprint arXiv:2206.04301*, 2022.
- Zhao, J., Schäfer, F., and Anandkumar, A. Zero initialization: Initializing residual networks with only zeros and ones. *arXiv preprint arXiv:2110.12661*, 2021.

A. Additional results

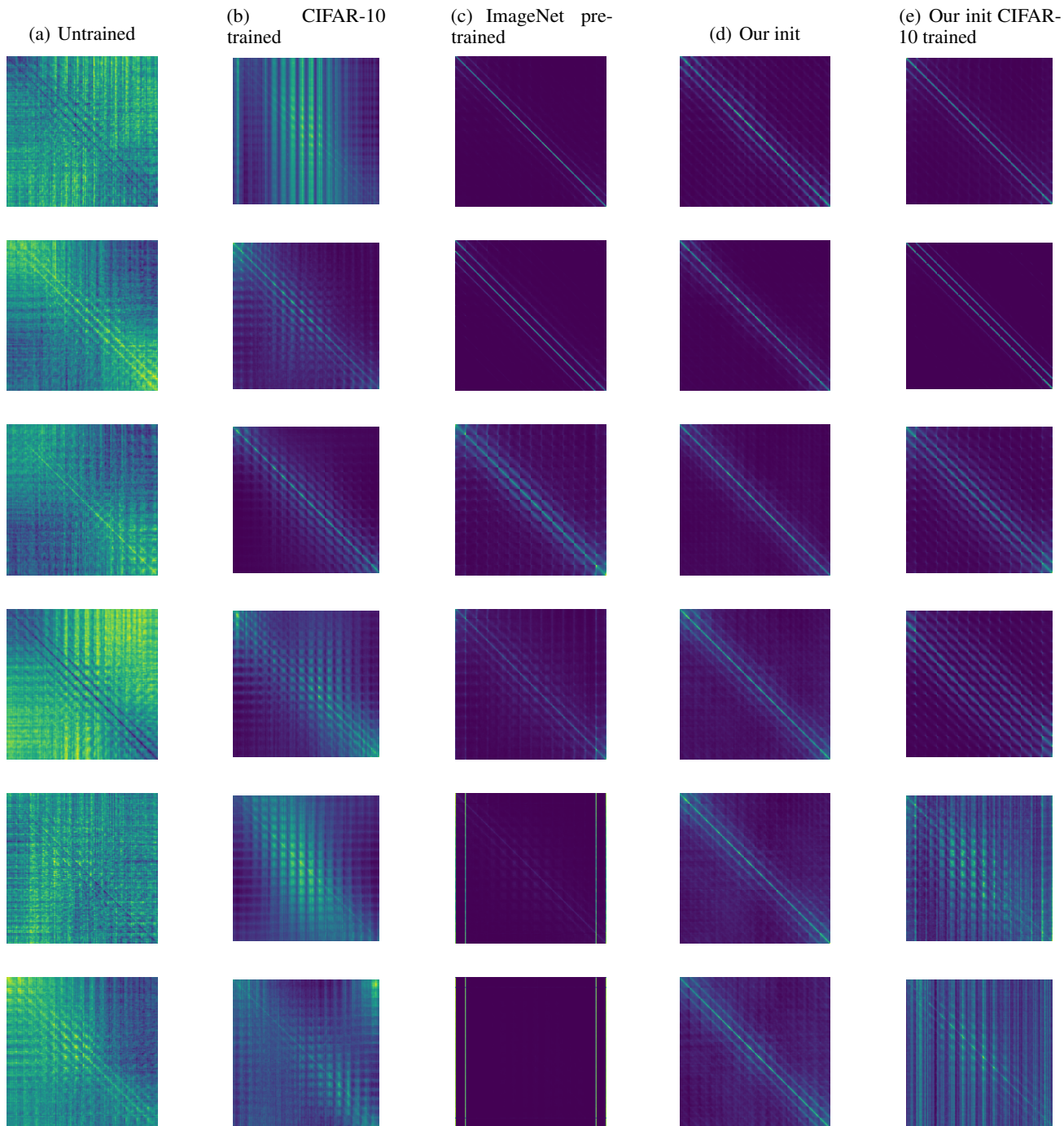



Figure 8. Attention maps computed from one CIFAR-10 batch for ViT-Tiny (plain, pretrained on ImageNet, using our init, and trained on ImageNet using our init). Interestingly, we see that the broadcasting or pooling behavior seen in the uniformly-initialized pretrained model does not occur as clearly in the pretrained model that used our init.
 Rows: ↓ Layers #1, 3, 5, 7, 9, 11

(a) $W_Q W_K^T$ does not have such prominent positive diagonals as in an ImageNet-pretrained model. \rightarrow Layers 1-12, \downarrow Attention Heads 1-3 of 12



(b) $W_V W_{proj}$ has more faint negative diagonals than in a pretrained model.




Figure 9. Training a ViT-Tiny from scratch without our initialization on CIFAR-10 does not show such prominent diagonals in weight products.

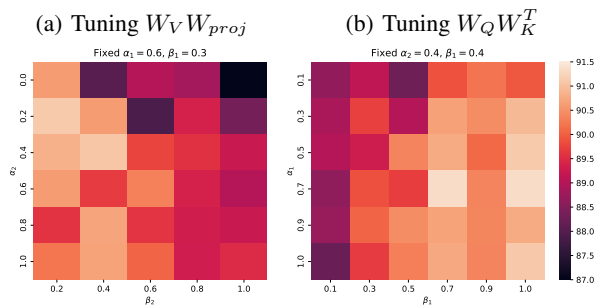


Figure 10. Grid search of α, β for both $W_V W_{proj}$ and $W_Q W_K^T$ on CIFAR-10, 100 epochs on DeiT-Ti.

Table 7. Different internal resolutions

Patch Size	Input Size	Acc. (Base)	Acc. (Init)	Δ Acc.
2	32	85.79	90.46	4.67
4	64	90.24	92.38	2.14
8	128	90.03	92.49	2.46
16	256	88.85	92.74	3.89
4	32	88.43	90.47	2.03
8	64	88.00	90.96	2.96
16	128	87.90	91.90	4.00
32	256	86.27	90.15	3.88