

Effect of Coriolis force on the electrical conductivity of quark matter: a non-relativistic description

Ashutosh Dwibedi¹, Cho Win Aung¹, Jayanta Dey²
Sabyasachi Ghosh¹

¹*Department of Physics, Indian Institute of Technology Bhilai, Kutelabhata, Durg 491001, India and*

²*Department of Physics, Indian Institute of Technology Indore, Simrol, Indore 453552, India*

Rotating quarks and hadronic systems, produced in peripheral heavy ion collisions, can experience Coriolis force and other forces due to rotational motion. Considering only the effect of Coriolis force, we have calculated the electrical conductivity for non-relativistic rotating matter using the relaxation time approximation under the Boltzmann transport equation. A similarity in mathematical calculations of electrical conductivity at finite rotation and finite magnetic fields is exposed, where an equivalence role between Coriolis force on massive particle's motion and Lorentz force on charged particle's motion is noticed. As the beginning level step, we consider only the Coriolis force in the non-relativistic formalism, which will be extended in the future towards the relativistic case, and to adopt other forces for a more realistic description of the rotating quark and hadronic system.

I. INTRODUCTION

During non-central heavy ion collisions (HICs), a substantial amount of orbital angular momentum (OAM) is expected to be produced. Depending on the system size, impact parameter, and collision energy, this initial OAM can vary from $10^3\hbar$ to $10^7\hbar$ [1–3]. Some fraction of this initial OAM gets transferred to the resulting plasma phase. The initial velocity profile of the resulting quark-fluid encodes this OAM in the form of local vorticity [3]. Since large OAM can affect the system, the impact of this initial OAM on heavy ion phenomenology, like spin-polarization, chirality, etc., becomes a contemporary matter of interest in the community. Refs. [3–10] have used the global thermal equilibrium under rotation to describe the thermodynamics of the medium and spin-polarizations of final state particles. Whereas Refs. [11–27] have used the Wigner function formalism to explain the polarizations and chiral effects associated with the system. On the other hand, the Refs. [2, 28–32] have used the spin-orbit coupling under strong interactions to obtain the polarizations observed in HICs. More recently, the Refs. [33–43] have developed a new framework called spin-hydrodynamics by including spin tensor. Spin-polarization and vorticity, the two important quantities in HICs, have been analyzed in various Refs. [44–55] by using hydrodynamic and transport models. Thermodynamics of the hadronic medium under rotation and the hydrodynamic evolution of QGP in the presence of both the magnetic field and vorticity have also been studied in Refs. [56, 57].

There is an equivalence and similarity between magnetic field and rotation. Firstly, both are produced in peripheral HIC. The magnetic field can change the motion of charged particles via Lorentz force, while rotation or vorticity do the same for any massive particles via Coriolis force. The equivalence between Lorentz force and Coriolis force has been nicely discussed in the Refs. [58–60]. The momentum and spin of the medium constituents (quarks and gluons) produced in HICs would be affected by both rotation and magnetic field. The first quantity (momentum) will be deflected in the presence of rotation via Coriolis force and in the presence of a magnetic field via Lorentz force. On the other hand, the second quantity (spin) in the presence of a magnetic field and/or rotation will be affected by a different mechanism which is linked with the polarization phenomenology. Along with polarization, magnetic fields cause a variety of phenomena, including chiral magnetic effect, magnetic and inverse magnetic catalysis [61–64]. Furthermore, it is evident that the magnetic field has sizeable effects on the observable, elliptic flow [65–67]. The electrical conductivity of the medium is the critical property determining the space-time evolution of the magnetic field in the medium. In this paper, we will show how the presence of rotation can affect the electrical conductivity of a medium, contributing significantly to HICs. Similar to the magnetic field case, rotation causes anisotropy in the transport coefficients; however, how both of them (magnetic field and rotation) combinedly affects the transport property requires further investigation.

In the present article, we will focus on the calculation of the electrical conductivity of the medium due to the presence of the Coriolis force. There may be other pseudo-forces that may or may not be equally important to consider in our description; as a first work in this direction, we have focused only on the effect of the Coriolis force; however, other pseudo-forces may have a significant effect that needs to be estimated in future. Moreover, for simplicity, we will take a non-relativistic approach with the future aim of developing a relativistic framework to calculate the conductivity of the rotating medium. In recent times, Refs. [68–80] have thoroughly studied the electrical conductivity of a medium in the presence of a finite magnetic field. By linking the similar nature of the Coriolis force with the Lorentz force, the present article has studied the problem- the effect of the Coriolis force on the electrical conductivity of a rotating matter. In a zero magnetic field, the electrical conductivity of a medium is isotropic in nature, which

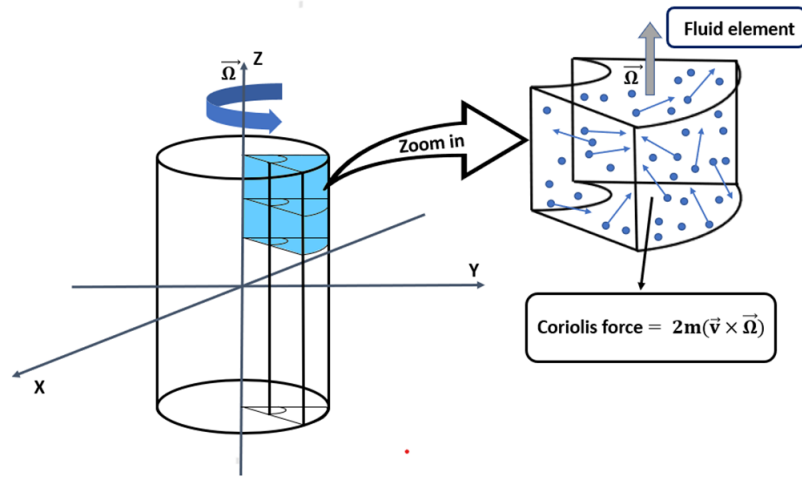


FIG. 1: Schematic depiction of a rotating cylinder and Coriolis force on the rotating particles.

means that conductivity in all directions is the same. At a finite magnetic field, the isotropic conductivity breaks into three components, i.e., parallel, perpendicular, and Hall. Similarly, the isotropic conductivity can break into three similar parts during the transition from zero to finite rotation. The present article has demonstrated this picture by introducing its essential formalism part in Sec. (II) and then by showing graphical descriptions in Sec. (III) with final remarks in Sec. (IV).

II. FORMALISM

We know the following operator equation linking the time derivative of an arbitrary vector from classical mechanics[81],

$$\left(\frac{d}{dt}\right) \equiv \left(\frac{d}{dt}\right)' + \vec{\Omega} \times , \quad (1)$$

where unprimed and primed time derivative operators mean the derivative with respect to time should be performed in space-fixed (inertial), and rotating frames, respectively. $\vec{\Omega}$ is the angular velocity of the rotating frame with respect to the space-fixed frame. One can apply operators in Eq. (1) two times on \vec{r} to get,

$$\vec{a} = \vec{a}' + 2(\vec{\Omega} \times \vec{v}') + \vec{\Omega} \times (\vec{\Omega} \times \vec{r}') + \dot{\vec{\Omega}} \times \vec{r}' , \quad (2)$$

where the rotating frame quantities are identified with primes. We will work from a rotating frame, and our quantity of interest will be \vec{v}' . Since space fixed velocity \vec{v} will not appear anywhere in the subsequent calculation, for the sake of notational simplicity, we will drop the overhead prime and call \vec{v}' as \vec{v} from now onwards. The first term in the RHS of Eq.(2) contributes to the Coriolis force. In Fig. (1), we have schematically displayed a fluid (with simple cylindrical geometry) rotating with angular velocity $\vec{\Omega}$, which means the fluid has global vorticity $\vec{\Omega}$. As is shown in the picture, fluid can be assumed to be built by many fluid elements. We have zoomed in on a particular element to illustrate that the particles inside it have a random part of velocity \vec{v} in addition to the velocity $\vec{\Omega} \times \vec{r}$ provided by global vorticity $\vec{\Omega}$. The Coriolis force faced by the fluid particles of mass m is given by the equation $\vec{F} = 2m(\vec{v} \times \vec{\Omega})$. There is a similarity between a system under finite rotation and a system under the background of a finite magnetic field. The velocity-dependent Lorentz force $\vec{F} = q(\vec{v} \times \vec{B})$, with $B_i \equiv Bb_i$ creates a momentum anisotropy in the medium which results in the anisotropic conductivity with three independent conductivity components. The same macroscopic structure of conductivity tensor can be expected for a medium under finite rotation or finite angular velocity $\Omega_i \equiv \Omega\omega_i$ with the replacement of magnetic field unit vector b_i by angular velocity unit vector ω_i .

Now, let us begin with the microscopic expression of electrical current density given by kinetic theory [70]:

$$j_i = qg \int \frac{d^3\vec{p}}{(2\pi)^3} v_i \delta f, \quad (3)$$

where q is charge on the particles, δf is small change from the equilibrium distribution function, j_i is electrical current density in the medium, and g is the degeneracy associated with a particle. We know that the macroscopic expression of j_i is basically Ohm's law $j_i = \sigma_{ij} \tilde{E}_j$, where it can be connected with electric field \tilde{E}_j via conductivity tensor σ_{ij} . Our aim will be to express δf of Eq. (3) in terms of \tilde{E}_j , for which we will take help from the Boltzmann equation.

Boltzmann transport equation in the relaxation time approximation (RTA) can be written as [82]:

$$\frac{\partial f}{\partial t} + \vec{v} \cdot \frac{\partial f}{\partial \vec{r}} + [q\vec{E} + 2m(\vec{v} \times \vec{\Omega})] \cdot \frac{\partial f}{\partial \vec{p}} = -\frac{\delta f}{\tau_c}, \quad (4)$$

where τ_c is the relaxation time, and $f = f^0 + \delta f$.

We have ignored the contribution of the Centrifugal force in writing Eq. (4) to maintain the equivalence between Lorentz force and Coriolis force in the main text. However, the calculation of electrical current in the presence of both Centrifugal and Coriolis forces can be done in principle by following the same methodology. We have added the details of the calculation in the presence of both forces in Appendix (VI).

The function f^0 is known as the local equilibrium distribution function, which for fermions is given by,

$$f^0 = \frac{1}{\exp\left\{\frac{E - \mu(\vec{r}, t) - \vec{u}(\vec{r}, t) \cdot \vec{p}}{T(\vec{r}, t)}\right\} + 1}, \quad (5)$$

where, μ is the chemical potential, $E = \frac{1}{2}mv^2$ is the energy, $\vec{u}(\vec{r}, t)$ is macroscopic velocity or the velocity of the quark fluid, $\vec{p} = m\vec{v}$ is particle momentum, and \vec{v} is particle velocity. One can obtain the following identities from the distribution (5):

$$\begin{aligned} \frac{\partial f^0}{\partial E} &= \frac{-f^0(1-f^0)}{T}, \\ \frac{\partial f^0}{\partial \vec{p}} &= \frac{-f^0(1-f^0)(\vec{v} - \vec{u})}{T} = \frac{\partial f^0}{\partial E}(\vec{v} - \vec{u}). \end{aligned} \quad (6)$$

Since the present article is not structured for the calculation of viscosity or thermal conductivity, we will ignore the first two terms in the LHS Eq. (4), which give rise to velocity and temperature gradient terms and rewrite Eq. (4) as follows:

$$[q\vec{E} + 2m(\vec{v} \times \vec{\Omega})] \cdot \frac{\partial f}{\partial \vec{p}} = -\frac{\delta f}{\tau_c}. \quad (7)$$

Substituting the identities (6) in Eq. (7) and keeping the terms which are first order in δf , we have,

$$\begin{aligned} q\vec{E} \cdot \frac{\partial f^0}{\partial \vec{p}} + 2m(\vec{v} \times \vec{\Omega}) \cdot \frac{\partial f^0}{\partial \vec{p}} + 2m(\vec{v} \times \vec{\Omega}) \cdot \frac{\partial \delta f}{\partial \vec{p}} &= -\frac{\delta f}{\tau_c} \\ \implies q\vec{E} \cdot \frac{\partial f^0}{\partial E}(\vec{v} - \vec{u}) + 2m(\vec{v} \times \vec{\Omega}) \cdot \frac{\partial f^0}{\partial E}(\vec{v} - \vec{u}) + 2m(\vec{v} \times \vec{\Omega}) \cdot \frac{\partial \delta f}{\partial \vec{p}} &= -\frac{\delta f}{\tau_c}. \end{aligned}$$

Since conductivity (in general, any transport coefficient) is independent of the fluid velocity, we will put $\vec{u} = 0$ in the above equation to get:

$$\implies \frac{\partial f^0}{\partial E} \vec{v} \cdot (q\vec{E}) + 2m(\vec{v} \times \vec{\Omega}) \cdot \frac{\partial \delta f}{\partial \vec{p}} = -\frac{\delta f}{\tau_c}. \quad (8)$$

Let us assume that, $\delta f = -\vec{p} \cdot \vec{F} \left(\frac{\partial f^0}{\partial E}\right)$ with $\vec{F} = \alpha \hat{e} + \beta \hat{\omega} + \gamma(\hat{e} \times \hat{\omega})$, where $\vec{E} = \tilde{E} \hat{e}$, $\vec{\Omega} = \Omega \hat{\omega}$, and α, β, γ are unknown constants, which would be determined from Eq. (8). By substituting δf in Eq. (8), we get:

$$\begin{aligned} \frac{\partial f^0}{\partial E} \vec{v} \cdot (q\vec{E}) + 2m\vec{v} \cdot \left(\vec{\Omega} \times \frac{\partial \delta f}{\partial \vec{p}}\right) &= -\frac{\delta f}{\tau_c} \\ \implies [q\vec{E} + 2m(\vec{F} \times \vec{\Omega})] \cdot \vec{v} \frac{\partial f^0}{\partial E} &= \frac{m}{\tau_c} \vec{F} \cdot \left(\vec{v} \frac{\partial f^0}{\partial E}\right). \end{aligned} \quad (9)$$

Substituting the result, $\vec{F} \times \vec{\Omega} = -\gamma\Omega\hat{e} + \gamma\Omega(\hat{\omega} \cdot \hat{e})\hat{\omega} + \alpha\Omega(\hat{e} \times \hat{\omega})$, in Eq. (9) and using the fact that \vec{v} is arbitrary we have the identity,

$$\left(\frac{q\tilde{E}}{m} - 2\Omega\gamma\right)\hat{e} + 2\gamma\Omega(\hat{\omega} \cdot \hat{e})\hat{\omega} + 2\alpha\Omega(\hat{e} \times \hat{\omega}) = \frac{\alpha}{\tau_c}\hat{e} + \frac{\beta}{\tau_c}\hat{\omega} + \frac{\gamma}{\tau_c}(\hat{e} \times \hat{\omega}). \quad (10)$$

By equating the coefficients of the linearly independent basis vectors, we get the following three equations:

$$\frac{q\tilde{E}}{m} - \frac{\gamma}{\tau_\Omega} = \frac{\alpha}{\tau_c}, \quad \frac{\gamma}{\tau_\Omega}(\hat{\omega} \cdot \hat{e}) = \frac{\beta}{\tau_c}, \quad \frac{\alpha}{\tau_\Omega} = \frac{\gamma}{\tau_c}, \quad (11)$$

where we have quantified $\tau_\Omega \equiv \frac{1}{2\Omega}$. Eq. 11 can be simplified as:

$$\alpha = \frac{\tau_c \left(\frac{q\tilde{E}}{m}\right)}{1 + \left(\frac{\tau_c}{\tau_\Omega}\right)^2}, \quad \gamma = \frac{\tau_c \left(\frac{\tau_c}{\tau_\Omega}\right) \left(\frac{q\tilde{E}}{m}\right)}{1 + \left(\frac{\tau_c}{\tau_\Omega}\right)^2}, \quad \beta = \frac{\tau_c \left(\frac{\tau_c}{\tau_\Omega}\right)^2 (\hat{\omega} \cdot \hat{e}) \left(\frac{q\tilde{E}}{m}\right)}{1 + \left(\frac{\tau_c}{\tau_\Omega}\right)^2}. \quad (12)$$

The Eqs. (12) can be used to get the expression of δf as:

$$\begin{aligned} \delta f &= -\vec{p} \cdot \vec{F} \frac{\partial f^0}{\partial E} \\ &= -\frac{\partial f^0}{\partial E} m \vec{v} \cdot (\alpha \hat{e} + \beta \hat{\omega} + \gamma (\hat{e} \times \hat{\omega})) \\ &= -\frac{\partial f^0}{\partial E} \left[\frac{q\tau_c \tilde{E}}{1 + \left(\frac{\tau_c}{\tau_\Omega}\right)^2} \hat{e} \cdot \vec{v} + \frac{\tau_c \left(\frac{\tau_c}{\tau_\Omega}\right)^2 (\hat{\omega} \cdot \hat{e}) q\tilde{E}}{1 + \left(\frac{\tau_c}{\tau_\Omega}\right)^2} \hat{\omega} \cdot \vec{v} + \frac{\tau_c \left(\frac{\tau_c}{\tau_\Omega}\right) q\tilde{E}}{1 + \left(\frac{\tau_c}{\tau_\Omega}\right)^2} (\hat{e} \times \hat{\omega}) \cdot \vec{v} \right] \\ &= -\frac{\partial f^0}{\partial E} \left(\frac{q\tau_c}{1 + \left(\frac{\tau_c}{\tau_\Omega}\right)^2} \right) \left[\delta_{jl} + \left(\frac{\tau_c}{\tau_\Omega}\right)^2 \omega_j \omega_l + \left(\frac{\tau_c}{\tau_\Omega}\right) \epsilon_{ljk} \omega_k \right] \tilde{E}_j v_l. \end{aligned} \quad (13)$$

Now substituting expression of δf obtained in Eq.(13) in Eq.(3) current density j_i is given by,

$$j_i = -qg \int \frac{d^3 \vec{p}}{(2\pi)^3} v_i \frac{\partial f^0}{\partial E} \left(\frac{q\tau_c}{1 + \left(\frac{\tau_c}{\tau_\Omega}\right)^2} \right) \left[\delta_{jl} + \left(\frac{\tau_c}{\tau_\Omega}\right)^2 \omega_j \omega_l + \left(\frac{\tau_c}{\tau_\Omega}\right) \epsilon_{ljk} \omega_k \right] \tilde{E}_j v_l. \quad (14)$$

We can calculate the angular average,

$$\int d^3 \vec{p} v_i v_l = \int 4\pi p^2 dp \left(\frac{v^2}{3}\right) \delta_{il} = \int d^3 p \left(\frac{v^2}{3}\right) \delta_{il}, \quad (15)$$

where $d^3 p \equiv 4\pi p^2 dp$. Substituting the result of Eq. (15) in Eq. (14) we have:

$$\begin{aligned} j_i &= -q^2 g \int \frac{d^3 p}{(2\pi)^3} \frac{\partial f^0}{\partial E} \left(\frac{\tau_c}{1 + \left(\frac{\tau_c}{\tau_\Omega}\right)^2} \right) \frac{v^2}{3} \delta_{il} \left[\delta_{jl} + \left(\frac{\tau_c}{\tau_\Omega}\right)^2 \omega_j \omega_l + \left(\frac{\tau_c}{\tau_\Omega}\right) \epsilon_{ljk} \omega_k \right] \tilde{E}_j \\ &= -q^2 g \int \frac{d^3 p}{(2\pi)^3} \frac{\partial f^0}{\partial E} \left(\frac{\tau_c}{1 + \left(\frac{\tau_c}{\tau_\Omega}\right)^2} \right) \frac{v^2}{3} \left[\delta_{ij} + \left(\frac{\tau_c}{\tau_\Omega}\right)^2 \omega_j \omega_i + \left(\frac{\tau_c}{\tau_\Omega}\right) \epsilon_{ijk} \omega_k \right] \tilde{E}_j. \end{aligned} \quad (16)$$

By comparing the RHS of Eq.(16) with the expression $j_i = \sigma_{ij} \tilde{E}_j$ we obtain the conductivity of the system σ_{ij} as:

$$\sigma_{ij} = -gq^2 \int \frac{d^3 p}{(2\pi)^3} \frac{\partial f^0}{\partial E} \left(\frac{\tau_c}{1 + \left(\frac{\tau_c}{\tau_\Omega}\right)^2} \right) \frac{v^2}{3} \left[\delta_{ij} + \left(\frac{\tau_c}{\tau_\Omega}\right)^2 \omega_j \omega_i + \left(\frac{\tau_c}{\tau_\Omega}\right) \epsilon_{ijk} \omega_k \right]. \quad (17)$$

We can re-express Eq. (17) as follows:

$$\sigma_{ij} = \sigma_0 \delta_{ij} + \sigma_1 \epsilon_{ijk} \omega_k + \sigma_2 \omega_i \omega_j, \text{ with } \sigma_n = \frac{gq^2}{T} \int \frac{d^3 p}{(2\pi)^3} \frac{\tau_c \left(\frac{\tau_c}{\tau_\Omega}\right)^n}{1 + \left(\frac{\tau_c}{\tau_\Omega}\right)^2} \times \frac{v^2}{3} f^0 (1 - f^0). \quad (18)$$

$\sigma_0, \sigma_1, \sigma_2$ are scalars that make up the conductivity tensor. The current density can also be written as,

$$\vec{j} = \sigma_0 \vec{E} + \sigma_1 (\vec{E} \times \hat{\omega}) + \sigma_2 (\hat{\omega} \cdot \vec{E}) \hat{\omega} . \quad (19)$$

For angular velocity in the z-direction, the conductivity matrix can be written as:

$$[\sigma] = \begin{pmatrix} \sigma_0 & \sigma_1 & 0 \\ -\sigma_1 & \sigma_0 & 0 \\ 0 & 0 & \sigma_0 + \sigma_2 \end{pmatrix} . \quad (20)$$

The conductivity integral (18) with the substitution $E = \frac{1}{2}mv^2$ becomes:

$$\begin{aligned} \sigma_n &= \frac{2\sqrt{m}gq^2}{3\pi^2 T\sqrt{2}} \frac{\tau_c \left(\frac{\tau_c}{\tau_\Omega}\right)^n}{1 + \left(\frac{\tau_c}{\tau_\Omega}\right)^2} \int E^{3/2} f^0 (1 - f^0) dE \\ \implies \sigma_n &= \frac{2\sqrt{m}gq^2}{3\pi^2 T\sqrt{2}} \frac{\tau_c \left(\frac{\tau_c}{\tau_\Omega}\right)^n}{1 + \left(\frac{\tau_c}{\tau_\Omega}\right)^2} \int T \frac{\partial f^0}{\partial \mu} E^{3/2} dE \\ \implies \sigma_n &= \frac{2\sqrt{m}gq^2}{3\pi^2 \sqrt{2}} \frac{\tau_c \left(\frac{\tau_c}{\tau_\Omega}\right)^n}{1 + \left(\frac{\tau_c}{\tau_\Omega}\right)^2} \frac{\partial}{\partial \mu} \int \frac{E^{3/2}}{e^{(E-\mu)/T} + 1} dE \\ \implies \sigma_n &= \frac{\sqrt{m\pi}gq^2}{2\pi^2 \sqrt{2}} \frac{\tau_c \left(\frac{\tau_c}{\tau_\Omega}\right)^n}{1 + \left(\frac{\tau_c}{\tau_\Omega}\right)^2} T^{\frac{5}{2}} \frac{\partial}{\partial \mu} f_{5/2}(A) \\ \implies \sigma_n &= \frac{\sqrt{m\pi}gq^2}{2\pi^2 \sqrt{2}} \frac{\tau_c \left(\frac{\tau_c}{\tau_\Omega}\right)^n}{1 + \left(\frac{\tau_c}{\tau_\Omega}\right)^2} T^{\frac{3}{2}} f_{3/2}(A) , \end{aligned} \quad (21)$$

where we have used the results that $\frac{\partial f^0}{\partial \mu} = f^0(1 - f^0)\frac{1}{T}$, $f_j(A) = \frac{1}{\Gamma(j)} \int_0^\infty \frac{x^{j-1} dx}{A^{-1}e^x + 1}$, and $\frac{\partial f_{5/2}(e^{\mu/T})}{\partial(\mu/T)} = f_{3/2}(e^{\mu/T}) = f_{3/2}(A)$ with $A = e^{\mu/T}$. Comparing the result with the conductivity tensor in the presence of finite magnetic field [68–70, 72, 76] and following the similarities, one can define $\sigma_0 \equiv \sigma_\perp$, $\sigma_0 + \sigma_2 \equiv \sigma_\parallel$, and $\sigma_1 \equiv \sigma_\times$. σ_\parallel is also equal to σ , which is the conductivity in the absence of vorticity [76]. Hence, we have the following:

$$\begin{aligned} \sigma_\parallel &= \frac{g\sqrt{m}q^2}{(2\pi)^{3/2}} \tau_c T^{\frac{3}{2}} f_{3/2}(A) , \\ \sigma_\perp &= \frac{g\sqrt{m}q^2}{(2\pi)^{3/2}} \frac{\tau_c}{1 + \left(\frac{\tau_c}{\tau_\Omega}\right)^2} T^{\frac{3}{2}} f_{3/2}(A) , \\ \sigma_\times &= \frac{g\sqrt{m}q^2}{(2\pi)^{3/2}} \frac{\tau_c \left(\frac{\tau_c}{\tau_\Omega}\right)}{1 + \left(\frac{\tau_c}{\tau_\Omega}\right)^2} T^{\frac{3}{2}} f_{3/2}(A) . \end{aligned} \quad (22)$$

III. RESULTS

Our general expressions (22) are also valid for degenerate matters found in systems like white dwarfs by taking limit $T \rightarrow 0$,

$$\begin{aligned} \sigma_\parallel &= \frac{4g}{3\sqrt{\pi}} \frac{\sqrt{m}q^2}{(2\pi)^{3/2}} \tau_c \mu^{\frac{3}{2}} , \\ \sigma_\perp &= \frac{4g}{3\sqrt{\pi}} \frac{\sqrt{m}q^2}{(2\pi)^{3/2}} \frac{\tau_c}{1 + \left(\frac{\tau_c}{\tau_\Omega}\right)^2} \mu^{\frac{3}{2}} , \\ \sigma_\times &= \frac{4g}{3\sqrt{\pi}} \frac{\sqrt{m}q^2}{(2\pi)^{3/2}} \frac{\tau_c \left(\frac{\tau_c}{\tau_\Omega}\right)}{1 + \left(\frac{\tau_c}{\tau_\Omega}\right)^2} \mu^{\frac{3}{2}} . \end{aligned} \quad (23)$$

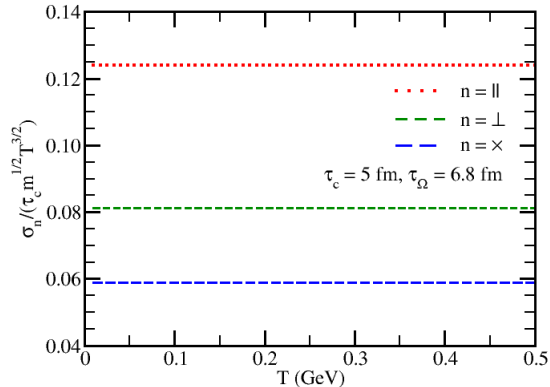


FIG. 2: Normalized electrical conductivity components vs temperature.

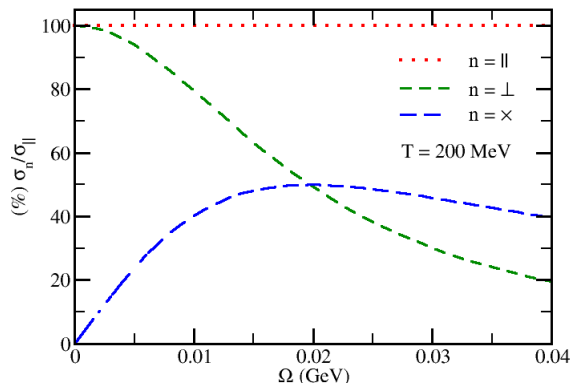


FIG. 3: Variation of (normalized) conductivity components with respect to Ω .

We got the general expressions (22) for the component conductivities in the previous section, which are valid for any chemical potential (μ), temperature (T), and angular velocity (Ω). The expressions obtained here can be promptly applied to non-relativistic fluids, namely, the condensed matter systems where the quantities μ , T , and Ω are of the order of eV in the natural unit. However, our aimed systems belong to relativistic high energy systems, namely, quark-gluon plasma (QGP) and compact stars where the quantities μ , T , and Ω are of the order of MeV. One can identify two extreme domains from the $T - \mu$ diagram of the quark-hadron phase transition, specifically, the net zero baryon density picture (at $\mu \rightarrow 0$) occurs in the early universe, which is reproducible in LHC and RHIC experiments, and the degenerate nucleon or quark matter picture that occurs in white dwarfs and neutron stars (at $T \rightarrow 0$). Our general expressions (22) can be applied to both pictures by putting $\mu = 0$ or $T = 0$. Although in such cases, there would be some ubiquitous overestimation due to using a non-relativistic framework for the relativistic systems. Our immediate future objective is to develop a relativistic framework that can be applied safely for the above cases.

proportional to the σ_{\times} , i.e., $j_x = \sigma_{\times} E_y$. In the right panel of the figure, the direction of the electric field and vorticity or angular velocity have been chosen to be in the Z-direction. Since the conduction along this direction is unaffected by the vorticity due to the null contribution of the Coriolis force, we obtain current density in the Z-direction with the isotropic conductivity σ , i.e., $j_z = \sigma E_z$. Similar to the case of the quantum hall effect in the quantum picture of the magnetic field, the quantum hall effect in the presence of rotation may be seen, and the corresponding conductivity may be derived by solving the Schrodinger equation in a rotating frame and using the energy eigenvalues in the distribution function. One of our current plans is to calculate the transport coefficients of a medium, including the energy quantization of the particles, by considering the quantum aspects of potentials present in a rotating reference frame.

IV. SUMMARY

In summary, we have explored the equivalence nature of the Lorentz force with the Coriolis force to calculate the electrical conductivity of a medium with finite global vorticity. In the absence of a magnetic field, the system only has an isotropic conductivity σ , which breaks into parallel, perpendicular, and Hall components in the presence of a magnetic field due to the action of Lorentz force. Similarly, the conductivity of a medium turns from isotropic to anisotropic during the transition from zero to nonzero global vorticity due to the action of the Coriolis force. Similar to the magnetic field case, the conductivity in the parallel direction remains unchanged, whereas, in the perpendicular and Hall directions, one obtains different conductivities proportional to two different effective relaxation times. The effective relaxation times are made up of relaxation time and cyclotron-type time periods. The mathematical steps in calculating conductivity in the presence of global vorticity are quite similar to those of the magnetic field case. Here, we only considered calculating the electrical conductivity in the presence of vorticity; nevertheless, its equivalence with the magnetic field case has been stated throughout. Firstly, the microscopic quantity- the deviation from the equilibrium distribution, is guessed with three unknown constants. Secondly, the deviation is found by substituting it in the relaxation time approximated Boltzmann equation with the Coriolis force term. Then, it is used to obtain the microscopic expression of current density and is compared with the macroscopic definition of current density to get the conductivity tensor.

V. ACKNOWLEDGEMENT

AD gratefully acknowledges the MoE, Govt. of India. CWA acknowledges the DIA programme. This work was partly supported by the Doctoral Fellowship in India (DIA) programme of the Ministry of Education, Government of India. JD gratefully acknowledges the DAE-DST, Govt. of India funding under the mega-science project – “Indian participation in the ALICE experiment at CERN” bearing Project No. SR/MF/PS-02/2021- IITI (E-37123). AD thanks Anita Tamang for her help connected with this work. SG thanks Arghya Mukherjee and Deeptak Biswas for the valuable discussion during the initial stage of the article.

VI. APPENDIX

Inclusion of Centrifugal Force: To see the effect of Centrifugal Force on the current, one may add the centrifugal force as a force term in the LHS of Eq. (7) as follows:

$$\begin{aligned}
& [q\vec{E} + 2m(\vec{v} \times \vec{\Omega}) - m\vec{\Omega} \times (\vec{\Omega} \times \vec{r})] \cdot \frac{\partial f}{\partial \vec{p}} = -\frac{\delta f}{\tau_c} \\
\implies & [q\vec{E} - m\vec{\Omega} \times (\vec{\Omega} \times \vec{r})] \cdot \frac{\partial f^0}{\partial \vec{p}} + 2m(\vec{v} \times \vec{\Omega}) \cdot \frac{\partial f^0 + \delta f}{\partial \vec{p}} = -\frac{\delta f}{\tau_c} \\
\implies & [q\vec{E} - m((\vec{\Omega} \cdot \vec{r})\vec{\Omega} - \Omega^2 \vec{r})] \cdot \frac{\partial f^0}{\partial \vec{p}} + 2m(\vec{v} \times \vec{\Omega}) \cdot \frac{\partial f^0 + \delta f}{\partial \vec{p}} = -\frac{\delta f}{\tau_c} \\
\implies & [q\vec{E} - m((\vec{\Omega} \cdot \vec{r})\vec{\Omega} - \Omega^2 \vec{r})] \cdot \frac{\partial f^0}{\partial E} (\vec{v} - \vec{u}) + 2m(\vec{v} \times \vec{\Omega}) \cdot \frac{\partial f^0}{\partial E} (\vec{v} - \vec{u}) + 2m(\vec{v} \times \vec{\Omega}) \cdot \frac{\partial \delta f}{\partial \vec{p}} = -\frac{\delta f}{\tau_c}. \quad (25)
\end{aligned}$$

Note that, in heavy ion collisions, the angular velocity created is comparatively weaker than the produced magnetic field; therefore, ignoring the higher order correction in the δf due to centrifugal force is reasonable. Since conductivity

(in general, any transport coefficient) is independent of the fluid velocity, we will put $\vec{u} = 0$ in the Eq. (25) to get:

$$\begin{aligned} [q\vec{E} - m((\vec{\Omega} \cdot \vec{r})\vec{\Omega} - \Omega^2\vec{r})] \cdot \frac{\partial f^0}{\partial E}\vec{v} + 2m(\vec{v} \times \vec{\Omega}) \cdot \frac{\partial f^0}{\partial E}\vec{v} + 2m(\vec{v} \times \vec{\Omega}) \cdot \frac{\partial \delta f}{\partial \vec{p}} = -\frac{\delta f}{\tau_c}, \\ [q\vec{E} - m((\vec{\Omega} \cdot \vec{r})\vec{\Omega} - \Omega^2\vec{r})] \cdot \frac{\partial f^0}{\partial E}\vec{v} + 2m(\vec{v} \times \vec{\Omega}) \cdot \frac{\partial \delta f}{\partial \vec{p}} = -\frac{\delta f}{\tau_c}. \end{aligned} \quad (26)$$

Let us assume that, $\delta f = -\vec{p} \cdot \vec{F} \left(\frac{\partial f^0}{\partial E} \right)$ with $\vec{F} = \alpha \hat{e} + \beta \hat{\omega} + \gamma (\hat{e} \times \hat{\omega})$, where $\vec{E} = \tilde{E} \hat{e}$, $\vec{\Omega} = \Omega \hat{\omega}$, and α, β, γ are unknown constants. The Eq.(26) with the substitution of δf becomes:

$$\left[\frac{q\vec{E}}{m} - ((\vec{\Omega} \cdot \vec{r})\vec{\Omega} - \Omega^2\vec{r}) + 2(\vec{F} \times \vec{\Omega}) \right] \cdot \frac{\partial f^0}{\partial E}\vec{v} = \frac{1}{\tau_c} \vec{F} \cdot \left(\vec{v} \frac{\partial f^0}{\partial E} \right). \quad (27)$$

We have three linearly independent vectors, i.e, \hat{e} , $\hat{\omega}$, and $\hat{\omega} \times \hat{e}$. One may, without loss of generality, assume that $\hat{\omega} = \hat{k}$, $\frac{\hat{e} \times \hat{\omega}}{|\hat{e} \times \hat{\omega}|} = \hat{j}$, and $\frac{(\hat{e} \times \hat{\omega}) \times \hat{\omega}}{|\hat{e} \times \hat{\omega}|} = \frac{\hat{\omega} \times (\hat{\omega} \times \hat{e})}{|\hat{e} \times \hat{\omega}|} = \hat{i}$, where \hat{i}, \hat{j} , and \hat{k} are the unit vectors along X, Y, and Z axes, respectively. Now we will express the expression of centrifugal force in terms of the linear combination of \hat{e} , $\hat{\omega}$, and $\hat{e} \times \hat{\omega}$.

$$\begin{aligned} \text{Centrifugal acceleration} &= \Omega^2(\vec{r} - (\hat{\omega} \cdot \vec{r})\hat{\omega}) \\ &= \Omega^2(x\hat{i} + y\hat{j}) \\ &= \Omega^2 \left[x \frac{\hat{\omega} \times (\hat{\omega} \times \hat{e})}{|\hat{e} \times \hat{\omega}|} + y \frac{\hat{e} \times \hat{\omega}}{|\hat{e} \times \hat{\omega}|} \right] \\ &= \frac{1}{4\tau_\Omega^2} \left[-\frac{x}{|\hat{e} \times \hat{\omega}|} \hat{e} + \frac{x(\hat{\omega} \cdot \hat{e})}{|\hat{e} \times \hat{\omega}|} \hat{\omega} + \frac{y}{|\hat{e} \times \hat{\omega}|} \hat{e} \times \hat{\omega} \right]. \end{aligned} \quad (28)$$

Further one notices $\vec{F} \times \vec{\Omega} = -\gamma \Omega \hat{e} + \gamma \Omega (\hat{\omega} \cdot \hat{e}) \hat{\omega} + \alpha \Omega (\hat{e} \times \hat{\omega})$. By equating the coefficients of the linearly independent basis vectors from both sides of Eq. (27), we get the following three equations:

$$\frac{q\tilde{E}}{m} - \frac{\gamma}{\tau_\Omega} - \frac{x}{4\tau_\Omega^2 |\hat{e} \times \hat{\omega}|} = \frac{\alpha}{\tau_c}, \quad \frac{\gamma}{\tau_\Omega} (\hat{\omega} \cdot \hat{e}) + \frac{x(\hat{\omega} \cdot \hat{e})}{4\tau_\Omega^2 |\hat{e} \times \hat{\omega}|} = \frac{\beta}{\tau_c}, \quad \frac{\alpha}{\tau_\Omega} + \frac{y}{4\tau_\Omega^2 |\hat{e} \times \hat{\omega}|} = \frac{\gamma}{\tau_c}. \quad (29)$$

The above equations can be simplified to give:

$$\begin{aligned} \alpha &= \frac{\tau_c \left(\frac{q\tilde{E}}{m} \right)}{1 + \left(\frac{\tau_c}{\tau_\Omega} \right)^2} - \frac{\frac{\tau_c}{\tau_\Omega}}{4\tau_\Omega |\hat{e} \times \hat{\omega}| \left(1 + \left(\frac{\tau_c}{\tau_\Omega} \right)^2 \right)} \left(x + \frac{\tau_c}{\tau_\Omega} y \right), \\ \gamma &= \frac{\tau_c \left(\frac{\tau_c}{\tau_\Omega} \right) \left(\frac{q\tilde{E}}{m} \right)}{1 + \left(\frac{\tau_c}{\tau_\Omega} \right)^2} + \frac{\frac{\tau_c}{\tau_\Omega}}{4\tau_\Omega |\hat{e} \times \hat{\omega}| \left(1 + \left(\frac{\tau_c}{\tau_\Omega} \right)^2 \right)} \left(-x \frac{\tau_c}{\tau_\Omega} + y \right), \\ \beta &= \frac{\tau_c \left(\frac{\tau_c}{\tau_\Omega} \right)^2 (\hat{\omega} \cdot \hat{e}) \left(\frac{q\tilde{E}}{m} \right)}{1 + \left(\frac{\tau_c}{\tau_\Omega} \right)^2} + \frac{\frac{\tau_c}{\tau_\Omega} \hat{\omega} \cdot \hat{e}}{4\tau_\Omega |\hat{e} \times \hat{\omega}| \left(1 + \left(\frac{\tau_c}{\tau_\Omega} \right)^2 \right)} \left(x + \frac{\tau_c}{\tau_\Omega} y \right). \end{aligned} \quad (30)$$

$$\begin{aligned}
\delta f &= -\vec{p} \cdot \vec{F} \frac{\partial f^0}{\partial E} \\
&= -\frac{\partial f^0}{\partial E} m \vec{v} \cdot (\alpha \hat{e} + \beta \hat{\omega} + \gamma (\hat{e} \times \hat{\omega})) \\
&= -\frac{\partial f^0}{\partial E} m \vec{v} \cdot \left[\left[\frac{\tau_c \left(\frac{q\tilde{E}}{m} \right)}{1 + \left(\frac{\tau_c}{\tau_\Omega} \right)^2} - \frac{\frac{\tau_c}{\tau_\Omega}}{4\tau_\Omega |\hat{e} \times \hat{\omega}| \left(1 + \left(\frac{\tau_c}{\tau_\Omega} \right)^2 \right)} \left(x + \frac{\tau_c}{\tau_\Omega} y \right) \right] \hat{e} + \left[\frac{\tau_c \left(\frac{\tau_c}{\tau_\Omega} \right)^2 (\hat{\omega} \cdot \hat{e}) \left(\frac{q\tilde{E}}{m} \right)}{1 + \left(\frac{\tau_c}{\tau_\Omega} \right)^2} + \frac{\frac{\tau_c}{\tau_\Omega} \hat{\omega} \cdot \hat{e}}{4\tau_\Omega |\hat{e} \times \hat{\omega}| \left(1 + \left(\frac{\tau_c}{\tau_\Omega} \right)^2 \right)} \left(x + \frac{\tau_c}{\tau_\Omega} y \right) \right] \hat{\omega} \right. \\
&\quad \left. + \left[\frac{\tau_c \left(\frac{\tau_c}{\tau_\Omega} \right) \left(\frac{q\tilde{E}}{m} \right)}{1 + \left(\frac{\tau_c}{\tau_\Omega} \right)^2} + \frac{\frac{\tau_c}{\tau_\Omega}}{4\tau_\Omega |\hat{e} \times \hat{\omega}| \left(1 + \left(\frac{\tau_c}{\tau_\Omega} \right)^2 \right)} \left(-x \frac{\tau_c}{\tau_\Omega} + y \right) \right] (\hat{e} \times \hat{\omega}) \right] \\
&= -\frac{\partial f^0}{\partial E} \left[\frac{q\tau_c \tilde{E}}{1 + \left(\frac{\tau_c}{\tau_\Omega} \right)^2} \hat{e} \cdot \vec{v} + \frac{\tau_c \left(\frac{\tau_c}{\tau_\Omega} \right)^2 (\hat{\omega} \cdot \hat{e}) q\tilde{E}}{1 + \left(\frac{\tau_c}{\tau_\Omega} \right)^2} \hat{\omega} \cdot \vec{v} + \frac{\tau_c \left(\frac{\tau_c}{\tau_\Omega} \right) q\tilde{E}}{1 + \left(\frac{\tau_c}{\tau_\Omega} \right)^2} (\hat{e} \times \hat{\omega}) \cdot \vec{v} \right] \\
&\quad - m \frac{\partial f^0}{\partial E} \frac{\frac{\tau_c}{\tau_\Omega}}{4\tau_\Omega |\hat{e} \times \hat{\omega}| \left(1 + \left(\frac{\tau_c}{\tau_\Omega} \right)^2 \right)} \left[- \left(x + \frac{\tau_c}{\tau_\Omega} y \right) \hat{e} \cdot \vec{v} + (\hat{\omega} \cdot \hat{e}) (\hat{\omega} \cdot \vec{v}) \left(x + \frac{\tau_c}{\tau_\Omega} y \right) + (\hat{e} \times \hat{\omega}) \cdot \vec{v} \left(-x \frac{\tau_c}{\tau_\Omega} + y \right) \right] \\
&= -\frac{\partial f^0}{\partial E} \left(\frac{q\tau_c}{1 + \left(\frac{\tau_c}{\tau_\Omega} \right)^2} \right) \left[\delta_{jl} + \left(\frac{\tau_c}{\tau_\Omega} \right)^2 \omega_j \omega_l + \left(\frac{\tau_c}{\tau_\Omega} \right) \epsilon_{ljk} \omega_k \right] \tilde{E}_j v_l \\
&\quad - m \frac{\partial f^0}{\partial E} \frac{\frac{\tau_c}{\tau_\Omega}}{4\tau_\Omega |\hat{e} \times \hat{\omega}| \left(1 + \left(\frac{\tau_c}{\tau_\Omega} \right)^2 \right)} \left[-\delta_{jl} \left(x + \left(\frac{\tau_c}{\tau_\Omega} \right) y \right) + \omega_j \omega_l \left(x + \left(\frac{\tau_c}{\tau_\Omega} \right) y \right) + \epsilon_{ljk} \omega_k \left(-x \left(\frac{\tau_c}{\tau_\Omega} \right) + y \right) \right] e_j v_l . \tag{31}
\end{aligned}$$

The second term of RHS of Eq. (31) gives a current that is not proportional to the electric field. Hence, it will not contribute to the electrical conductivity components. We may call it a Centrifugal Current(\vec{j}_c):

$$j_{c_i} = -mqg \int \frac{d^3 p}{(2\pi)^3} \frac{\partial f^0}{\partial E} \frac{v^2}{3} \frac{\frac{\tau_c}{\tau_\Omega}}{4\tau_\Omega |\hat{e} \times \hat{\omega}| \left(1 + \left(\frac{\tau_c}{\tau_\Omega} \right)^2 \right)} \left[-\delta_{ij} \left(x + \left(\frac{\tau_c}{\tau_\Omega} \right) y \right) + \omega_j \omega_i \left(x + \left(\frac{\tau_c}{\tau_\Omega} \right) y \right) + \epsilon_{ijk} \omega_k \left(-x \left(\frac{\tau_c}{\tau_\Omega} \right) + y \right) \right] e_j . \tag{32}$$

-
- [1] L. Adamczyk et al. (STAR), Global Λ hyperon polarization in nuclear collisions: evidence for the most vortical fluid, *Nature* **548**, 62 (2017), arXiv:1701.06657 [nucl-ex].
- [2] Z.-T. Liang and X.-N. Wang, Globally polarized quark-gluon plasma in non-central A+A collisions, *Phys. Rev. Lett.* **94**, 102301 (2005), [Erratum: *Phys.Rev.Lett.* 96, 039901 (2006)], arXiv:nucl-th/0410079.
- [3] F. Becattini, F. Piccinini, and J. Rizzo, Angular momentum conservation in heavy ion collisions at very high energy, *Phys. Rev. C* **77**, 024906 (2008), arXiv:0711.1253 [nucl-th].
- [4] F. Becattini and L. Ferroni, The microcanonical ensemble of the ideal relativistic quantum gas with angular momentum conservation, *The European Physical Journal C* **52**, 597 (2007).
- [5] F. Becattini and F. Piccinini, The ideal relativistic spinning gas: Polarization and spectra, *Annals of Physics* **323**, 2452 (2008).
- [6] F. Becattini and L. Tinti, The ideal relativistic rotating gas as a perfect fluid with spin, *Annals of Physics* **325**, 1566 (2010).
- [7] F. Becattini, V. Chandra, L. Del Zanna, and E. Grossi, Relativistic distribution function for particles with spin at local thermodynamical equilibrium, *Annals Phys.* **338**, 32 (2013), arXiv:1303.3431 [nucl-th].
- [8] F. Becattini, L. Csernai, and D. J. Wang, Λ polarization in peripheral heavy ion collisions, *Phys. Rev. C* **88**, 034905 (2013), [Erratum: *Phys.Rev.C* 93, 069901 (2016)], arXiv:1304.4427 [nucl-th].
- [9] F. Becattini, G. Inghirami, V. Rolando, A. Beraudo, L. Del Zanna, A. De Pace, M. Nardi, G. Pagliara, and V. Chandra, A study of vorticity formation in high energy nuclear collisions, *The European Physical Journal C* **75**, 406 (2015).
- [10] F. Becattini, M. Buzzegoli, and A. Palermo, Spin-thermal shear coupling in a relativistic fluid, *Phys. Lett. B* **820**, 136519 (2021), arXiv:2103.10917 [nucl-th].
- [11] J.-H. Gao, Z.-T. Liang, S. Pu, Q. Wang, and X.-N. Wang, Chiral anomaly and local polarization effect from the quantum kinetic approach, *Phys. Rev. Lett.* **109**, 232301 (2012).
- [12] J.-W. Chen, S. Pu, Q. Wang, and X.-N. Wang, Berry curvature and four-dimensional monopoles in the relativistic chiral kinetic equation, *Phys. Rev. Lett.* **110**, 262301 (2013).
- [13] R.-h. Fang, L.-g. Pang, Q. Wang, and X.-n. Wang, Polarization of massive fermions in a vortical fluid, *Phys. Rev. C* **94**, 024904 (2016).

- [14] R.-h. Fang, J.-y. Pang, Q. Wang, and X.-n. Wang, Pseudoscalar condensation induced by chiral anomaly and vorticity for massive fermions, *Phys. Rev. D* **95**, 014032 (2017).
- [15] J. hua Gao and Q. Wang, Magnetic moment, vorticity-spin coupling and parity-odd conductivity of chiral fermions in 4-dimensional wigner functions, *Physics Letters B* **749**, 542 (2015).
- [16] Y. Hidaka, S. Pu, and D.-L. Yang, Relativistic chiral kinetic theory from quantum field theories, *Phys. Rev. D* **95**, 091901 (2017).
- [17] J.-h. Gao, S. Pu, and Q. Wang, Covariant chiral kinetic equation in the wigner function approach, *Phys. Rev. D* **96**, 016002 (2017).
- [18] J.-H. Gao, Z.-T. Liang, Q. Wang, and X.-N. Wang, Disentangling covariant wigner functions for chiral fermions, *Phys. Rev. D* **98**, 036019 (2018).
- [19] A. Huang, S. Shi, Y. Jiang, J. Liao, and P. Zhuang, Complete and consistent chiral transport from wigner function formalism, *Phys. Rev. D* **98**, 036010 (2018).
- [20] J.-H. Gao, J.-Y. Pang, and Q. Wang, Chiral vortical effect in wigner function approach, *Phys. Rev. D* **100**, 016008 (2019).
- [21] J.-H. Gao and Z.-T. Liang, Relativistic quantum kinetic theory for massive fermions and spin effects, *Phys. Rev. D* **100**, 056021 (2019).
- [22] K. Hattori, Y. Hidaka, and D.-L. Yang, Axial kinetic theory and spin transport for fermions with arbitrary mass, *Phys. Rev. D* **100**, 096011 (2019).
- [23] Z. Wang, X. Guo, S. Shi, and P. Zhuang, Mass correction to chiral kinetic equations, *Phys. Rev. D* **100**, 014015 (2019).
- [24] N. Weickgenannt, X.-l. Sheng, E. Speranza, Q. Wang, and D. H. Rischke, Kinetic theory for massive spin-1/2 particles from the wigner-function formalism, *Phys. Rev. D* **100**, 056018 (2019).
- [25] D.-L. Yang, K. Hattori, and Y. Hidaka, Effective quantum kinetic theory for spin transport of fermions with collisional effects, *Journal of High Energy Physics* **2020**, 1 (2020).
- [26] N. Weickgenannt, E. Speranza, X.-l. Sheng, Q. Wang, and D. H. Rischke, Generating spin polarization from vorticity through nonlocal collisions, *Phys. Rev. Lett.* **127**, 052301 (2021).
- [27] N. Weickgenannt, E. Speranza, X.-l. Sheng, Q. Wang, and D. H. Rischke, Derivation of the nonlocal collision term in the relativistic boltzmann equation for massive spin-1/2 particles from quantum field theory, *Phys. Rev. D* **104**, 016022 (2021).
- [28] B. Betz, M. Gyulassy, and G. Torrieri, Polarization probes of vorticity in heavy ion collisions, *Phys. Rev. C* **76**, 044901 (2007), arXiv:0708.0035 [nucl-th].
- [29] Z.-T. Liang and X.-N. Wang, Spin alignment of vector mesons in non-central a+a collisions, *Physics Letters B* **629**, 20 (2005).
- [30] J.-H. Gao, S.-W. Chen, W.-t. Deng, Z.-T. Liang, Q. Wang, and X.-N. Wang, Global quark polarization in noncentral $a + a$ collisions, *Phys. Rev. C* **77**, 044902 (2008).
- [31] S.-w. Chen, J. Deng, J.-h. Gao, and Q. Wang, A general derivation of differential cross section in quark-quark and quark-gluon scatterings at fixed impact parameter, *Frontiers of Physics in China* **4**, 509 (2009).
- [32] X.-G. Huang, P. Huovinen, and X.-N. Wang, Quark polarization in a viscous quark-gluon plasma, *Phys. Rev. C* **84**, 054910 (2011).
- [33] F. Becattini, Hydrodynamics of fluids with spin, *Physics of Particles and Nuclei Letters* **8**, 801 (2011).
- [34] W. Florkowski, B. Friman, A. Jaiswal, and E. Speranza, Relativistic fluid dynamics with spin, *Phys. Rev. C* **97**, 041901 (2018).
- [35] W. Florkowski, B. Friman, A. Jaiswal, R. Ryblewski, and E. Speranza, Spin-dependent distribution functions for relativistic hydrodynamics of spin- $\frac{1}{2}$ particles, *Phys. Rev. D* **97**, 116017 (2018).
- [36] W. Florkowski, A. Kumar, and R. Ryblewski, Relativistic hydrodynamics for spin-polarized fluids, *Prog. Part. Nucl. Phys.* **108**, 103709 (2019), arXiv:1811.04409 [nucl-th].
- [37] W. Florkowski, A. Kumar, and R. Ryblewski, Thermodynamic versus kinetic approach to polarization-vorticity coupling, *Phys. Rev. C* **98**, 044906 (2018), arXiv:1806.02616 [hep-ph].
- [38] F. Becattini, W. Florkowski, and E. Speranza, Spin tensor and its role in non-equilibrium thermodynamics, *Physics Letters B* **789**, 419 (2019).
- [39] W. Florkowski, A. Kumar, R. Ryblewski, and R. Singh, Spin polarization evolution in a boost invariant hydrodynamical background, *Phys. Rev. C* **99**, 044910 (2019), arXiv:1901.09655 [hep-ph].
- [40] S. Bhadury, W. Florkowski, A. Jaiswal, A. Kumar, and R. Ryblewski, Relativistic dissipative spin dynamics in the relaxation time approximation, *Physics Letters B* **814**, 136096 (2021).
- [41] S. Bhadury, W. Florkowski, A. Jaiswal, A. Kumar, and R. Ryblewski, Dissipative spin dynamics in relativistic matter, *Phys. Rev. D* **103**, 014030 (2021).
- [42] A. Daher, A. Das, W. Florkowski, and R. Ryblewski, Equivalence of canonical and phenomenological formulations of spin hydrodynamics, arXiv preprint arXiv:2202.12609 (2022).
- [43] S. Bhadury, W. Florkowski, A. Jaiswal, A. Kumar, and R. Ryblewski, Relativistic spin magnetohydrodynamics, *Phys. Rev. Lett.* **129**, 192301 (2022).
- [44] W.-T. Deng and X.-G. Huang, Vorticity in Heavy-Ion Collisions, *Phys. Rev. C* **93**, 064907 (2016), arXiv:1603.06117 [nucl-th].
- [45] Y. Jiang, Z.-W. Lin, and J. Liao, Rotating quark-gluon plasma in relativistic heavy-ion collisions, *Phys. Rev. C* **94**, 044910 (2016).
- [46] L.-G. Pang, H. Petersen, Q. Wang, and X.-N. Wang, Vortical Fluid and Λ Spin Correlations in High-Energy Heavy-Ion Collisions, *Phys. Rev. Lett.* **117**, 192301 (2016), arXiv:1605.04024 [hep-ph].

- [47] H. Li, L.-G. Pang, Q. Wang, and X.-L. Xia, Global Λ polarization in heavy-ion collisions from a transport model, *Phys. Rev. C* **96**, 054908 (2017), arXiv:1704.01507 [nucl-th].
- [48] X.-L. Xia, H. Li, Z.-B. Tang, and Q. Wang, Probing vorticity structure in heavy-ion collisions by local Λ polarization, *Phys. Rev. C* **98**, 024905 (2018), arXiv:1803.00867 [nucl-th].
- [49] D.-X. Wei, W.-T. Deng, and X.-G. Huang, Thermal vorticity and spin polarization in heavy-ion collisions, *Phys. Rev. C* **99**, 014905 (2019), arXiv:1810.00151 [nucl-th].
- [50] X.-G. Huang, Vorticity and Spin Polarization — A Theoretical Perspective, *Nucl. Phys. A* **1005**, 121752 (2021), arXiv:2002.07549 [nucl-th].
- [51] H.-Z. Wu, L.-G. Pang, X.-G. Huang, and Q. Wang, Local Spin Polarization in 200 GeV Au+Au and 2.76 TeV Pb+Pb Collisions, *Nucl. Phys. A* **1005**, 121831 (2021), arXiv:2002.03360 [nucl-th].
- [52] X.-G. Huang, J. Liao, Q. Wang, and X.-L. Xia, Vorticity and Spin Polarization in Heavy Ion Collisions: Transport Models, *Lect. Notes Phys.* **987**, 281 (2021), arXiv:2010.08937 [nucl-th].
- [53] B. Fu, S. Y. F. Liu, L. Pang, H. Song, and Y. Yin, Shear-Induced Spin Polarization in Heavy-Ion Collisions, *Phys. Rev. Lett.* **127**, 142301 (2021), arXiv:2103.10403 [hep-ph].
- [54] X.-G. Deng, X.-G. Huang, and Y.-G. Ma, Lambda polarization in 108ag+108ag and 197au+197au collisions around a few gev, *Physics Letters B* **835**, 137560 (2022).
- [55] H. Li, X.-L. Xia, X.-G. Huang, and H. Z. Huang, Global spin polarization of multistrange hyperons and feed-down effect in heavy-ion collisions, *Physics Letters B* **827**, 136971 (2022).
- [56] K. K. Pradhan, B. Sahoo, D. Sahu, and R. Sahoo, Thermodynamics of a rotating hadron resonance gas with van der Waals interaction, (2023), arXiv:2304.05190 [hep-ph].
- [57] B. Sahoo, C. R. Singh, D. Sahu, R. Sahoo, and J.-e. Alam, Impact of vorticity and viscosity on the hydrodynamic evolution of hot QCD medium, *Eur. Phys. J. C* **83**, 873 (2023), arXiv:2302.07668 [hep-ph].
- [58] J. Sivardiere, On the analogy between inertial and electromagnetic forces, *European Journal of Physics* **4**, 162 (1983).
- [59] B. L. Johnson, Inertial forces and the hall effect, *Am. J. Phys.* **68**, 649 (2000).
- [60] J. J. Sakurai, Comments on quantum-mechanical interference due to the earth's rotation, *Phys. Rev. D* **21**, 2993 (1980).
- [61] K. Fukushima, Extreme matter in electromagnetic fields and rotation, *Progress in Particle and Nuclear Physics* **107**, 167 (2019).
- [62] D. E. Kharzeev, J. Liao, S. A. Voloshin, and G. Wang, Chiral magnetic and vortical effects in high-energy nuclear collisions—A status report, *Prog. Part. Nucl. Phys.* **88**, 1 (2016), arXiv:1511.04050 [hep-ph].
- [63] J. O. Andersen, QCD phase diagram in a constant magnetic background: Inverse magnetic catalysis: where models meet the lattice, *Eur. Phys. J. A* **57**, 189 (2021), arXiv:2102.13165 [hep-ph].
- [64] W. Li and G. Wang, Chiral Magnetic Effects in Nuclear Collisions, *Ann. Rev. Nucl. Part. Sci.* **70**, 293 (2020), arXiv:2002.10397 [nucl-ex].
- [65] V. Roy, Enhancement of Elliptic Flow of π^- under Intense Magnetic Field in $\sqrt{s_{NN}} = 200\text{GeV}$ Au+Au collisions: A (2 + 1)- Dimensional Reduced-MHD Model Study, *Universe* **3**, 82 (2017).
- [66] G. Inghirami, M. Mace, Y. Hirono, L. Del Zanna, D. E. Kharzeev, and M. Bleicher, Magnetic fields in heavy ion collisions: flow and charge transport, *Eur. Phys. J. C* **80**, 293 (2020), arXiv:1908.07605 [hep-ph].
- [67] Y. Sun, Y. Wang, Q. Li, and F. Wang, Effect of internal magnetic field on collective flow in heavy ion collisions at intermediate energies, *Phys. Rev. C* **99**, 064607 (2019).
- [68] J. Dey, S. Satapathy, A. Mishra, S. Paul, and S. Ghosh, From noninteracting to interacting picture of quark-gluon plasma in the presence of a magnetic field and its fluid property, *Int. J. Mod. Phys. E* **30**, 2150044 (2021), arXiv:1908.04335 [hep-ph].
- [69] S. Ghosh, A. Bandyopadhyay, R. L. S. Farias, J. Dey, and G. a. Krein, Anisotropic electrical conductivity of magnetized hot quark matter, *Phys. Rev. D* **102**, 114015 (2020), arXiv:1911.10005 [hep-ph].
- [70] J. Dey, S. Samanta, S. Ghosh, and S. Satapathy, Quantum expression for the electrical conductivity of massless quark matter and of the hadron resonance gas in the presence of a magnetic field, *Phys. Rev. C* **106**, 044914 (2022), arXiv:2002.04434 [nucl-th].
- [71] P. Kalikotay, S. Ghosh, N. Chaudhuri, P. Roy, and S. Sarkar, Medium effects on the electrical and Hall conductivities of a hot and magnetized pion gas, *Phys. Rev. D* **102**, 076007 (2020), arXiv:2009.10493 [hep-ph].
- [72] J. Dey, A. Bandyopadhyay, A. Gupta, N. Pujari, and S. Ghosh, Electrical conductivity of strongly magnetized dense quark matter - possibility of quantum Hall effect, *Nucl. Phys. A* **1034**, 122654 (2023), arXiv:2103.15364 [hep-ph].
- [73] S. Satapathy, S. Ghosh, and S. Ghosh, Kubo estimation of the electrical conductivity for a hot relativistic fluid in the presence of a magnetic field, *Phys. Rev. D* **104**, 056030 (2021), arXiv:2104.03917 [hep-ph].
- [74] A. Das, H. Mishra, and R. K. Mohapatra, Electrical conductivity and Hall conductivity of a hot and dense hadron gas in a magnetic field: A relaxation time approach, *Phys. Rev. D* **99**, 094031 (2019), arXiv:1903.03938 [hep-ph].
- [75] A. Das, H. Mishra, and R. K. Mohapatra, Electrical conductivity and Hall conductivity of a hot and dense quark gluon plasma in a magnetic field: A quasiparticle approach, *Phys. Rev. D* **101**, 034027 (2020), arXiv:1907.05298 [hep-ph].
- [76] J. Dey, S. Satapathy, P. Murmu, and S. Ghosh, Shear viscosity and electrical conductivity of the relativistic fluid in the presence of a magnetic field: A massless case, *Pramana* **95**, 125 (2021), arXiv:1907.11164 [hep-ph].
- [77] B. Chatterjee, R. Rath, G. Sarwar, and R. Sahoo, Centrality dependence of Electrical and Hall conductivity at RHIC and LHC energies for a Conformal System, *Eur. Phys. J. A* **57**, 45 (2021), arXiv:1908.01121 [hep-ph].
- [78] K. Hattori and D. Satow, Electrical Conductivity of Quark-Gluon Plasma in Strong Magnetic Fields, *Phys. Rev. D* **94**, 114032 (2016), arXiv:1610.06818 [hep-ph].

- [79] K. Hattori, S. Li, D. Satow, and H.-U. Yee, Longitudinal Conductivity in Strong Magnetic Field in Perturbative QCD: Complete Leading Order, *Phys. Rev. D* **95**, 076008 (2017), arXiv:1610.06839 [hep-ph].
- [80] S. Satapathy, S. Ghosh, and S. Ghosh, Quantum field theoretical structure of electrical conductivity of cold and dense fermionic matter in the presence of a magnetic field, *Phys. Rev. D* **106**, 036006 (2022), arXiv:2112.08236 [hep-ph].
- [81] H. Goldstein, Classical mechanics (Pearson Education India, 2011).
- [82] G. Kremer, An Introduction to the Boltzmann Equation and Transport Processes in Gases, Interaction of Mechanics and Mathematics (Springer Berlin Heidelberg, 2010).
- [83] W.-T. Deng and X.-G. Huang, Vorticity in heavy-ion collisions, *Phys. Rev. C* **93**, 064907 (2016).
- [84] Y. Jiang, Z.-W. Lin, and J. Liao, Rotating quark-gluon plasma in relativistic heavy-ion collisions, *Phys. Rev. C* **94**, 044910 (2016).
- [85] Y. B. Ivanov and A. A. Soldatov, Vorticity in heavy-ion collisions at the jinr nuclotron-based ion collider facility, *Phys. Rev. C* **95**, 054915 (2017).
- [86] X.-G. Huang, J. Liao, Q. Wang, and X.-L. Xia, Vorticity and Spin Polarization in Heavy Ion Collisions: Transport Models, *Lect. Notes Phys.* **987**, 281 (2021), arXiv:2010.08937 [nucl-th].