
NON-NEGATIVITY AND ZERO ISOLATION FOR GENERALIZED MIXTURES OF DENSITIES ^{*}

Stefano Bonaccorsi [†]Bernard Hanzon [‡]Giulia Lombardi [†]**ABSTRACT**

In the literature, finite mixture models are described as linear combinations of probability distribution functions having the form $f(x) = \Lambda \sum_{i=1}^n w_i f_i(x)$, $x \in \mathbb{R}$, where w_i are positive weights, Λ is a suitable normalising constant and $f_i(x)$ are given probability density functions. The fact that $f(x)$ is a probability density function follows naturally in this setting. Our question is: *what happens when we remove the sign condition on the coefficients w_i ?*

The answer is that it is possible to determine the sign pattern of the function $f(x)$ by an algorithm based on finite sequence that we call a *generalized Budan-Fourier sequence*. In this paper we provide theoretical motivation for the functioning of the algorithm, and we describe with various examples its strength and possible applications.

Key words: finite mixtures, Gaussian mixtures, Exponential-Polynomial-Trigonometric mixtures, zero isolation.

Mathematics Subject Classification: 60E05, 62H30

1 Introduction

The first instance of a finite mixture probabilistic model goes back to the work of Pearson [17], where a two-component normal mixture is used to fit a dataset of body lengths of crabs from the bay of Naples. Since then, they have been used in the (statistical) description of a variety of problems: for a survey of these applications, we refer for instance to [24, 15, 9]. The analysis of neural networks having response functions of this form, without limitation on the sign of the coefficients, goes back at least to the paper [16] (where finite Gaussian mixtures are studied). It is worth mentioning the recent applications to cluster analysis [8] and unsupervised Machine Learning problems [3, 2]. Although in this paper we shall only consider univariate distributions, the applications of finite mixture models naturally extend to the multivariate case.

We shall further consider a broader definition of finite mixture models rather than Gaussian mixtures, taking into account functions of the form

$$f(x) = \Re \left(\sum_{i=1}^n p_i(x) e^{q_i(x)} \right), \quad x \in I, \quad (1)$$

where $\Re(z)$ denotes the real part of the complex number z , and $\{p_i(x), i = 1, \dots, n\}$ and $\{q_i(x), i = 1, \dots, n\}$ are given complex-valued polynomials on an interval $I \subset \mathbb{R}$ which we allow to be finite, or semi-infinite (such as $I = \mathbb{R}_+ := \{x \geq 0\}$), or infinite ($I = \mathbb{R}$).

^{*}Fundings: part of this research resulted from the SFI projects 07/MI/008 and RFP2007-MATF802, and the European Union - FSE REACT-EU, PON Ricerca e Innovazione 2014-2020

[†]Department of Mathematics, Università degli Studi di Trento, Italy, (stefano.bonaccorsi@unitn.it, giulia.lombardi@unitn.it)

[‡]School of Mathematical Sciences, University College Cork, Ireland, b.hanzon@ucc.ie

For example, consider a mixture of Erlang distributions $f_i(x) = x^{m_i-1}e^{-\lambda_i x}$, $x \in [0, \infty)$, which leads to the distribution

$$f(x) = \Lambda \sum_{i=1}^n w_i x^{m_i-1} e^{-\lambda_i x}, \quad x \in [0, \infty), \lambda_i > 0, i = 1, \dots, n \quad (2)$$

for a suitable normalizing constant Λ , where either $\lambda_{i+1} > \lambda_i$, or $\lambda_{i+1} = \lambda_i$ and $m_{i+1} > m_i$. If the coefficients w_i are positive, then f is a probability density function.

Suppose that the Erlang mixture in (2) has the further property that the scale parameters are the same for all the terms: $\lambda_i = \lambda$. Then, the problem of proving that f is a probability density function reduces to the study of the positivity of the polynomial $p(x) = \sum_{i=1}^n w_i x^{m_i-1}$. This is a classical problem in the mathematical literature and can

be tackled in several ways. We focus here on the *Budan-Fourier* approach, introduced in [11], see also [4, 10]. The idea underlying this approach is that there exists a stepwise constant, non-increasing function $V_p(x)$, taking integer values, with $V_p(-\infty) = \kappa := \deg(p)$ and $V_p(\infty) = 0$, such that the jump points of $V_p(x)$ correspond to the *virtual roots* (which include the real roots of p) of p . The *Budan-Fourier theorem* states that the number of real roots of p in the interval $(a, b]$ (counted with multiplicity) is at most $V_p(b) - V_p(a)$, and the defect is an even integer.

The Budan-Fourier approach is based on a sequence of functions associated with the derivatives of the function that is to be investigated. In the original BF approach this sequence is the sequence of higher order derivatives; in [4], \mathbf{f} -derivatives are used, which allows to extend the range of application of the result. In general, however, if a function is not a polynomial, the sequence of nontrivial higher order derivatives is not finite and the method cannot be applied. In our approach the sequence of higher order derivatives is replaced by another finite sequence that we will call a *generalized Budan-Fourier sequence* (GBF sequence).

In section 2 we present in detail the functioning of the GBF Algorithm. This method has been formerly proposed in [12] with the purpose of computing all the sign-changing roots of EPT (exponential-polynomial-trigonometric) functions within a finite interval. We provide an application to EPT functions in section 3. Next, section 4 and section 5 are devoted to the analysis of Gaussian mixtures. There we first construct the GBF sequence in the general framework of

Gaussian mixtures with polynomial coefficients $f(x) = \sum_{j=1}^n p_j(x) e^{q_j(x)}$, where $\{q_j(x)\}$ are second order polynomials

with real coefficients and negative leading term. We provide a simple, yet completely explicit example, of a polynomial Gaussian mixture depending on a parameter, and we show that the behaviour of the mixture may be very different according to the values of this parameter.

Next section 5 is devoted to finite Gaussian mixtures $f(x) = \sum_{j=1}^n \gamma_j e^{q_j(x)}$. These particular densities have become very popular in several fields (such as speech recognition or image analysis [26, 22]) basically because, in many cases, data are multimodal, i.e., the underlying population is already a combination of different sub-populations. In such applications, it makes intuitive sense to model multimodal data as a mixture of unimodal Gaussian distributions, in order to approximate the original distribution at best. Furthermore, modelling with finite Gaussian mixtures maintains many of the theoretical and computational benefits of Gaussian models, making them practical for efficiently modeling very large datasets. As an example, we recall that the sum of a random variable with Gaussian mixture distribution and an independent Gaussian random variable is distributed again as a Gaussian mixture, with a natural shift in the parameters. In addition to the properties mentioned above, there is an approximation theorem [16] which proves that finite Gaussian mixtures have the capability to approximate “arbitrary” probability distribution functions rather well at least for large enough N , where N is the size of the mixture, and a good spread of means and variances, once one allows for coefficients of arbitrary sign. Summing up, although in the literature it is very common to find finite Gaussian mixtures represented as a linear combination of Gaussian probability density functions with positive weights, where this assumption ensures that the resulting Gaussian mixture does not have any sign-changing zero along the x -axes, to take real advantage of this class of distributions it seems necessary to enlarge the study to cover the study of mixtures with coefficients of arbitrary sign.

In that section we also present some numerical results about the investigation of the zeros of a finite Gaussian mixture. In particular, given a finite Gaussian mixture (through the introduction of the means, variances and mixing coefficients) we get a maximal interval where the sign-changing roots may appear, an interval that is always bounded; further, if these roots exist, we may identify them within a desired accuracy level. As a result, we are able to identify those cases in which the mixture is non-negative on the real line.

Finally, section 6 presents an application of our results to the study of Wasserstein-1 distance between probability mixtures; in particular, we show that the knowledge of the zeros of the difference between the probability distribution

functions, that is obtained by using GBF sequences, is a necessary tool in computing the distance. In accordance with our construction, we discuss in separate subsections the case of EPT functions and Gaussian mixtures.

2 Presentation of the basic building blocks of the approach

For any sufficiently often differentiable function $f : \mathbb{R} \rightarrow \mathbb{R}$ we denote by $Df(x)$ the first order derivative in x , and generically D the derivative operator; similarly, $D^j f(x)$ is the j -th order derivative, for $j \in \mathbb{N}$ and D^j is the correspondent operator.

For any (real or complex valued) square matrix A , $|A|$ is the determinant of A .

2.1 Generalized Budan-Fourier sequence

Let I be a given interval and $f \not\equiv 0$ a function on I . Suppose that f is real analytic and hence the set of zeros of f is discrete and has finite cardinality on any closed and bounded sub-interval $[a, b]$ of I . We are interested in the *sign changing zeros* of f , i.e., points x_0 such that $f(x_0) = 0$ and for which there exists an open neighbourhood $(x_0 - \epsilon, x_0 + \epsilon) \subset I, \epsilon > 0$ such that for all y, z in this neighbourhood with $y < x_0 < z$ it holds that $f(y) \cdot f(z) < 0$. Here we will present a method to determine all sign changing zeros on a given closed and bounded interval $[a, b]$. We shall denote by $R(f, [a, b])$ the set of sign-changing zeros of f on the interval $[a, b]$. Note that for any given point, so also for the points a and for b , we can determine whether it is a sign-changing zero of f by inspection. Therefore we can focus on determining the sign-changing zero in the open interval (a, b) . An open interval is called a *simple interval* for a function f if it contains at most one sign-changing root of f (possibly of multiplicity greater than 1). A *simple grid* for f on the interval $[a, b]$ is a finite sequence of points $G = \{x_1 < \dots < x_n\} \subset I$ such that $(a, x_1), (x_n, b)$ and $(x_i, x_{i+1}), i = 1, 2, \dots, n-1$ are all simple intervals for f .

Remark 1. *The set of sign-changing zeros for the first derivative, $R(f', [a, b])$, is a simple grid for the function f .*

Definition 2. *Let f be a real analytic function on the interval $[a, b]$. A sequence of functions $\{\psi_i, i = 0, \dots, n\}$ is called a Generalized Budan-Fourier (GBF) sequence associated to f and a sequence of functions $\{\varrho_i, i = 1, \dots, n\}$ is called the associated sequence of pivots if the following properties are satisfied:*

1. $\psi_0 = f$;
2. ψ_i and ϱ_i are quotients of real analytic functions on $[a, b]$ for each $i = 1, \dots, n$;
3. ψ_n is the zero function;
4. For each $k = 1, 2, \dots, n$, $D \left(\frac{\psi_{k-1}}{\varrho_k} \right) = \frac{\psi_k}{\varrho_k}$ for every value of x for which both sides are defined.

In the case $f(x)$ is a polynomial of degree $n-1$, then the Budan-Fourier sequence is given by setting, for any $i = 1, \dots, n$, $\varrho_i = 1$ and $\psi_i = f^{(i)}$. Then, as noted above, a simple grid for ψ_{i-1} is given by the set of sign-changing zeros of ψ_i . Moreover, the n -th derivative of $f(x)$ is the zero function. However, this same procedure does not work even for simple analytical functions, such as, for instance, $f(x) = \sin(x) + x \cos(x)$.

Remark 3. *In the application of this definition the pivots are functions for which the real zeros and poles can be determined independently, such as is the case for instance for polynomials.*

Remark 4. *We shall use repeatedly in the sequel the following observation. Let $\mathcal{G} = \{x_1, \dots, x_n\}$ be a simple grid for a function f on the interval $[a, b]$, given by the sign-changing roots of a function h . Then the same grid is a simple grid for the function $\lambda \cdot f$, where λ is a continuous, non vanishing function on $(a, b) \setminus \mathcal{G}$.*

Remark 5. *Note that if a simple interval (c, d) for a function f is given, then by inspecting the signs of f at c and d (actually the signs of $f(c + \epsilon)$ and $f(d - \epsilon)$ for sufficiently small positive ϵ to be more precise) one can determine whether f has a sign-changing zero in the open interval and if so one can determine the sign-changing zero with arbitrary precision using a bisection algorithm.*

Remark 6. *Suppose the pivot functions are such that we can independently determine their zeros and poles. Then from the definition:*

$$D \left(\frac{\psi_{n-1}}{\varrho_n} \right) = \frac{\psi_n}{\varrho_n}$$

and since by assumption $\psi_n \equiv 0$, it follows that ψ_{n-1} is a multiple of ϱ_n and hence ψ_{n-1} inherits the poles and zeros of ϱ_n .

For any k , once one knows the poles as well as the sign-changing zeros of ψ_k one can form a grid containing those

poles and sign-changing zeros as well as all the zeros and poles of ϱ_k . It then follows that the grid is a simple grid for ψ_{k-1} . The reason is that for any interval in between two consecutive grid points both the sign of ϱ_k and that of ψ_k does not change and the functions $\frac{\psi_{k-1}}{\varrho_k}$ and $\frac{\psi_k}{\varrho_k}$ are well-defined as they have no poles. Therefore $\frac{\psi_{k-1}}{\varrho_k}$ is monotonic on such an interval and hence ψ_{k-1} has at most one sign-changing zero (and no poles) on such an interval.

Therefore, using the previous remark one can determine all the sign-changing zeros of ψ_{n-1} (if they exist) using a bisection procedure and by repeating this procedure for $k = n-2, n-3, \dots, 1$, one can determine all the sign-changing zeros of f .

Mathematically there is one issue with the procedure outlined in this last remark: we have to assume that the grid points can be computed sufficiently precise to be able to determine the sign of the relevant function at each of those points. In case the true signs are either positive or negative, this assumption is correct if the calculations are done with sufficiently good precision. However if the sign to be determined is zero, then this assumption is, mathematically speaking, not correct in general. For polynomials with rational coefficients one can employ the Euclidean algorithm to determine if two such polynomials have a common zero and this can be used to resolve this issue in the case the ψ_i are polynomials. For more general functions only partial results are known to the best of our knowledge. See for instance [19]. In our experience so far the issue has not led to problems in practical calculations.

2.2 Pivot functions and the construction of a GBF sequence

In this subsection we will describe one strategy to arrive at a sequence of pivots and hence at a GBF sequence for a given function, without dealing with the details at this point. These will be dealt with for a number of classes of functions in the following sections. Suppose that f is a function in the linear span V of n linearly independent real analytic functions $\{h_1, \dots, h_n\}$. Let us assume (and in the sequel we shall discuss when this assumption actually holds) that there exists an n -th order linear differential operator Φ such that

$$\Phi(h_j) = 0 \quad j = 1, \dots, n.$$

Then, by linearity, it holds that $\Phi(f) = 0$ as well.

Assume we can factorize Φ into first order linear differential operators,

$$\Phi = \Phi_n \circ \dots \circ \Phi_1,$$

where for any j we have $\Phi_j(f) = Df + b_j f$ for some function b_j , for $f \in V$. Then we can associate with this a growing sequence of subspaces of V , namely

$$\begin{aligned} V_1 &= \text{Ker}(\Phi_1), \\ V_2 &= \text{Ker}(\Phi_2 \circ \Phi_1), \\ &\dots \\ V_n &= \text{Ker}(\Phi_n \circ \dots \circ \Phi_1) = \text{Ker}(\Phi). \end{aligned}$$

Claim 7. *Under certain regularity conditions there will exist a basis $\{\tilde{h}_1, \dots, \tilde{h}_n\}$ of $V = \text{span}(h_1, \dots, h_n)$ such that*

$$V_1 = \text{span}(\tilde{h}_1), \quad V_2 = \text{span}(\tilde{h}_1, \tilde{h}_2), \quad \dots \quad V_n = V = \text{span}(\tilde{h}_1, \dots, \tilde{h}_n).$$

Notice that it holds

$$\Phi_j \circ \dots \circ \Phi_1(\tilde{h}_k) = 0$$

provided $j \geq k$.

Now we set

$$\varrho_1 = \tilde{h}_1, \quad \varrho_2 = \Phi_1(\tilde{h}_2), \quad \dots \quad \varrho_n = \Phi_{n-1} \circ \dots \circ \Phi_1(\tilde{h}_n).$$

We claim under certain regularity conditions $\{\varrho_1, \dots, \varrho_n\}$ can play the role of the sequence of *pivot* functions in definition 2.

Now, since $f \in V$, there exists a representation of f in terms of the basis $\{\tilde{h}_1, \dots, \tilde{h}_n\}$

$$f = \sum_{j=1}^n f_j \tilde{h}_j, \quad f_j \in \mathbb{R}, \quad j = 1, 2, \dots, n.$$

Then

$$\begin{aligned}
 \Phi_1(f) &= \sum_{j=2}^n f_j \Phi_1(\tilde{h}_j), \\
 \Phi_2 \circ \Phi_1(f) &= \sum_{j=3}^n f_j \Phi_2 \circ \Phi_1(\tilde{h}_j), \\
 &\vdots \\
 \Phi_{n-2} \circ \dots \circ \Phi_2 \circ \Phi_1(f) &= \sum_{j=n-1}^n f_j \Phi_{n-2} \circ \dots \circ \Phi_1(\tilde{h}_j) \\
 \Phi_{n-1} \circ \dots \circ \Phi_1(f) &= f_n \Phi_{n-1} \circ \dots \circ \Phi_1(f) \\
 \Phi_n \circ \dots \circ \Phi_1(f) &= 0.
 \end{aligned}$$

We notice that

$$\Phi_k(f) = \varrho_k D \left(\frac{f}{\varrho_k} \right), \quad k = 1, \dots, n \quad (3)$$

which implies, in particular,

$$\Phi_k \circ \dots \circ \Phi_1(f) = \varrho_k D \left(\frac{\varrho_{k-1} D \left(\frac{\varrho_{k-2} D \left(\dots \left(\frac{\varrho_1 D \left(\frac{f}{\varrho_1} \right) \right) \right) \right) \right)}{\varrho_k} \right), \quad k = 1, 2, \dots, n \quad (4)$$

and that, if $\varrho_1, \varrho_2, \dots, \varrho_n$ can indeed act as the sequence of pivots, the corresponding GBF sequence for f is given by

$$\psi_k = \Phi_k(f), \quad k = 1, \dots, n. \quad (5)$$

In next subsection, we shall use the *Polya-Ristroph formula* to obtain such a sequence of operators $\{\Phi_j, j = 1, \dots, n\}$ explicitly and show that we can actually do that in such a way that $h_j = \tilde{h}_j, j = 1, \dots, n$.

2.3 A formula by Polya and Ristroph

We will make use of a classical formula of G. Polya [18] and results from R. Ristroph [21] which state the following.

Let $\{h_i\}$ be a finite sequence of real, linearly independent real analytic functions on a given open interval I . Let, for $m \in \mathbb{N}$,

$$W_m(x) = W(h_1, \dots, h_m)(x) = \begin{vmatrix} h_1 & h_2 & \dots & h_m \\ Dh_1 & Dh_2 & \dots & Dh_m \\ \dots & \dots & \dots & \dots \\ D^{m-1}h_1 & D^{m-1}h_2 & \dots & D^{m-1}h_m \end{vmatrix} (x)$$

be the Wronskian defined on I . We set $W_0(x) = 1$ and we notice that $W_1(h_1) = h_1$ and $W_2(h_1, h_2) = h_1(Dh_2) - (Dh_1)h_2$. Denote, for any real analytic function f

$$K_m(f) = \frac{W(h_1, \dots, h_m, f)}{W(h_1, \dots, h_m)}. \quad (6)$$

Then $f \mapsto K_m(f)$ is the *unique* monic⁴ m -th order linear differential operator for which $\{h_i, i = 1, \dots, m\}$ is a fundamental set.

Remark 8. We introduce the following expansion for the differential operator K_m

$$K_m(f) = \sum_{j=0}^m a_{m,j} D^j f, \quad a_{m,m} = 1 \quad (7)$$

(the dependence on x is suppressed for notational simplicity).

⁴i.e., with leading coefficient equal to 1

We remark that for $0 \leq j \leq m-1$, $a_{m,j}$ is the quotient of two real analytic functions, and its poles are therefore zeros of the denominator and hence of $W_m(x)$. Since further (cf. Polya's paper [18])

$$DW_m(x) = -a_{m,m-1}(x)W_m(x),$$

it follows that whenever $W_m(x)$ does not vanish inside I , then the representation

$$W_m(x) = \exp\left(-\int_{x_0}^x a_{m,m-1}(z) dz\right) W_m(x_0) \quad (8)$$

holds for any $x, x_0 \in I$.

Remark 9. The following expression of the differential operator $K_m(f)$ is proved in [18] by a direct computation involving the derivative of the Wronskian, and in [21] via a direct argument based on induction:

$$K_m(f) = \frac{W_m}{W_{m-1}} D \left(\frac{W_{m-1}^2}{W_m W_{m-2}} D \left(\frac{W_{m-2}^2}{W_{m-1} W_{m-3}} \dots D \left(\frac{W_2^2}{W_3 W_1} D \left(\frac{W_1^2}{W_2} D \left(\frac{f}{W_1} \right) \right) \dots \right) \right) \right) \quad (9)$$

In particular, for $m = 2$ we obtain

$$K_2(f) = \frac{W_2}{W_1} D \left(\frac{W_1^2}{W_2} D \left(\frac{f}{W_1} \right) \right). \quad (10)$$

Note that (9) and (10) hold for all x for which none of the denominators involved are zero.

From equation (9) it follows that in case the Wronskians W_j , $j = 1, \dots, n$ are functions for which the zeros can be obtained independently (e.g. if they are the (real) zeros of polynomials) then the quotients $\varrho_k := \frac{W_k}{W_{k-1}}$, $k = 1, 2, \dots, n$, where $W_0 \equiv 1$ by convention, can play the role of the sequence of pivots and then $K_m(f)$, $m = 1, 2, \dots, n$ is the associated GBF sequence in case f lies in the linear span of $\{h_1, \dots, h_n\}$.

In the following four sections we will use the general framework presented here to develop pivot sequences and corresponding GBF sequences for a number of classes of functions and explain how these can be used to obtain all the sign-changing zeros of a given function on a given closed interval $[a, b]$. It will also be explained how for some cases it is possible to extend the results to obtain all sign-changing zeros on the real line.

3 Analysis of the class of Exponential-Polynomial-Trigonometric functions

Consider a function $f : [0, \infty) \rightarrow \mathbb{R}$ of the form (1). We say that f is a real *EPT* (Exponential-Polynomial-Trigonometric) function if

$$f(x) = \Re \left(\sum_{k=1}^m p_k(x) e^{\mu_k x} \right), \quad x \geq 0, \quad (11)$$

where $m \geq 1$, $\mu_k \in \mathbb{C}$ and $p_k(x)$ are complex-valued polynomials, for $k = 1, \dots, m$. We shall denote by \mathcal{B} the set of real EPT functions. Let us state a few alternative characterizations, that may be useful in the sequel, see for instance [23].

Lemma 10. $f \in \mathcal{B}$ if and only if any of the following equivalent characterizations hold:

1. there exist a real $\tilde{n} \times \tilde{n}$ matrix A , a real \tilde{n} -dimensional column vector b and a real \tilde{n} -dimensional row vector c such that $f(x) = ce^{Ax}b$.
If n is the minimal possible choice for \tilde{n} , given $f \in \mathcal{B}$, then we say that (A, b, c) is a minimal realization of f and n is the order (or McMillan degree) of the function f .
2. the Laplace transform of f is a strictly proper rational function.
3. f is the solution of a linear differential equation with constant coefficients (Euler-D'Alembert class).

This last result amounts to saying that there exists a linear differential operator $p(D)$ such that $p(D)f = 0$. The associated polynomial $p(x)$ has degree $\deg(p) \geq n$ and if we search for such an operator $p(D)$ having minimal degree we obtain $\deg(p) = n$ (n is the McMillan degree). If we search for a minimal degree, monic polynomial we have uniqueness of $p(D)$ and the representation

$$p(x) = |xI - A|,$$

where A is the matrix from a minimal realization (A, b, c) of f .

Since $p(x)$ is a real polynomial of degree n , it can be factorized into linear and quadratic real factors

$$p(x) = p_1(x)p_2(x) \dots p_{a+b}(x), \quad (12)$$

where p_1, \dots, p_a are linear factors $p_i = x - \lambda_i$, and p_{a+1}, \dots, p_{a+b} are irreducible quadratic factors $p_i(x) = x^2 - 2\theta_i + \rho_i^2$ (with $|\theta_i| < \rho_i^5$), and $a + 2b = n$.

3.1 GBF sequence for EPT functions

Now, we construct a GBF sequence associated to an EPT function with minimal realization $f(x) = ce^{Ax}b$. We know that $p(D)f(x) = 0$ for $p(x) = |xI - A|$. We start by setting $\psi_0 = f$.

Let $p_1(x)$ be the first factor of $p(x)$, as constructed in (12), and assume that $p_1(x) = x - \lambda_1$ is a linear factor. We set $h_1(x) = e^{\lambda_1 x}$, so that $p_1(D)h_1 = 0$. Define

$$\psi_1(x) = p_1(D)\psi_0(x) = h_1 D \left(\frac{\psi_0}{h_1} \right).$$

Then, since $h_1(x) > 0$ definitely, it follows that on any interval on which ψ_1 does not change sign, then $h_1^{-1}\psi_0$ is *monotonic*, hence the interval will be a *simple interval* for ψ_0 . Therefore, the set $R(\psi_1, [a, b])$ of sign-changing zeros for ψ_1 defines a simple grid for ψ_0 . We proceed recursively for any $i = 1, \dots, a$ (a being the number of linear factors in $p(x)$), thus constructing a sequence $\{\psi_0, \psi_1, \dots, \psi_a\}$, where $\psi_i = p_i(D)\psi_{i-1} = \left(\prod_{j=1}^i p_j(D) \right) \psi_0$.

Now let us consider $p_{a+1}(x)$, that is, the first irreducible quadratic polynomial in the factorization of $p(x)$. It seems natural to associate to this term *two* elements of the GBF sequence. In order to explain the procedure, assume that $p_{a+1}(x) = x^2 - 2\theta_{a+1}x + \rho_{a+1}^2$ with $\theta_{a+1}^2 < \rho_{a+1}^2$. Let further $\psi_a(x) = \left(\prod_{j=1}^a p_j(D) \right) \psi_0$ be the last element of the GBF sequence constructed before.

Consider the fundamental set

$$h_1(x) = e^{x\theta_{a+1}} \sin \left(x\sqrt{\rho_{a+1}^2 - \theta_{a+1}^2} \right), \quad h_2(x) = e^{x\theta_{a+1}} \cos \left(x\sqrt{\rho_{a+1}^2 - \theta_{a+1}^2} \right),$$

associated with the operator $p_{a+1}(D)$.

Recall, from formula (10) that

$$p_{a+1}(D)\psi_a(x) = D^2\psi_a(x) - 2\theta_{a+1}D\psi_a(x) + \rho_{a+1}^2\psi_a(x) = \frac{W_2}{W_1} D \left(\frac{W_1^2}{W_2} D \left(\frac{\psi_a}{W_1} \right) \right)$$

with formally $W_1(x) = h_1(x)$, $W_2(x) = \begin{vmatrix} h_1(x) & h_2(x) \\ h_1'(x) & h_2'(x) \end{vmatrix}$.

We can compute W_2 by taking into account formula (8): since $a_{2,1} = -2\theta_{a+1}$, we obtain $W_2(x) = e^{2(x-x_0)\theta_{a+1}} W_2(x_0) = ce^{2x\theta_{a+1}}$ for some non-zero constant c .

We define

$$\psi_{a+1} = c \frac{W_1^2}{W_2} D \left(\frac{\psi_a}{W_1} \right) = \sin^2 \left(x\sqrt{\rho_{a+1}^2 - \theta_{a+1}^2} \right) D \left(\frac{\psi_a}{e^{x\theta_{a+1}} \sin \left(x\sqrt{\rho_{a+1}^2 - \theta_{a+1}^2} \right)} \right),$$

$$\psi_{a+2} = \frac{W_2}{cW_1} D\psi_{a+1} = \frac{1}{e^{-x\theta_{a+1}} \sin \left(x\sqrt{\rho_{a+1}^2 - \theta_{a+1}^2} \right)} D\psi_{a+1}.$$

Note that from

$$\frac{\psi_{a+1}(x)}{\sin^2 \left(x\sqrt{\rho_{a+1}^2 - \theta_{a+1}^2} \right)} = D \left(\frac{\psi_a(x)}{e^{x\theta_{a+1}} \sin \left(x\sqrt{\rho_{a+1}^2 - \theta_{a+1}^2} \right)} \right)$$

⁵The roots of p_i are $\theta_i \pm i\sqrt{\rho_i^2 - \theta_i^2}$, which can be written as $\rho_i e^{\pm i \arccos(\theta_i/\rho_i)}$

it follows that if we join the set of zeros of the function $\sin\left(x\sqrt{\rho_{a+1}^2 - \theta_{a+1}^2}\right)$ with the set of sign-changing zeros of ψ_{a+1} we will get a simple grid for ψ_a , from which the sign-changing zeros of ψ_a can be deduced by a bracketing procedure.

Moreover, again since

$$\psi_{a+2} = \frac{W_2}{cW_1} D\psi_{a+1},$$

it follows that a simple grid for ψ_{a+1} is given by the sign-changing zeros of ψ_{a+2} and the zeros of the function $\sin\left(x\sqrt{\rho_{a+1}^2 - \theta_{a+1}^2}\right)$. Finally, we remark that

$$\psi_{a+2}(x) = p_{a+1}(D)\psi_a(x).$$

Note that this implies that ψ_{a+2} has no poles as ψ_a is real analytic.

Continuing on this way, we obtain a sequence of functions $\psi_{a+1}, \dots, \psi_n(x)$. Notice that $n = a + 2b$ and

$$\psi_n(x) = \prod_{j=1}^b p_{a+j}(D) \prod_{i=1}^a p_i(D) f = p(D) f = 0$$

and $\{\psi_j, j = 0, \dots, n\}$ forms a GBF sequence for f .

4 Analysis of Polynomial-Gaussian mixtures

In this section, we consider functions of the form

$$f(x) = \Re \left[\sum_{j=1}^n p_j(x) e^{q_j(x)} \right], \quad (13)$$

where we assume that

$$q_j \text{ are real second order polynomials.} \quad (14)$$

In this case, with no loss of generality, we can also assume that the polynomials p_j are real valued as well and we denote $h_j(x) = p_j(x) e^{q_j(x)}$ for $j = 1, \dots, n$ and also that the functions $\{h_j(x), j = 1, \dots, n\}$ are linearly independent. We write

$$f(x) = \sum_{j=1}^n p_j(x) e^{q_j(x)} = \sum_{j=1}^n h_j(x). \quad (15)$$

We will call functions of this type Polynomial-Gaussian mixtures (PGMs). Note that they can also be viewed as mixtures of Hermite functions.

4.1 GBF sequence for PGMs

For arbitrary $m \leq n$, let us consider the Wronskian determinant W_m . Notice that, given a function h_j , its derivatives of all orders are of the same form:

$$D^k h_j(x) = p_{j,k}(x) e^{q_j(x)}$$

where $p_{j,k}(x)$ is a polynomial whose coefficients can be explicitly computed. Since

$$W(h_1, \dots, h_m) = \begin{vmatrix} h_1 & h_2 & \dots & h_m \\ Dh_1 & Dh_2 & \dots & Dh_m \\ \vdots & \vdots & \ddots & \vdots \\ D^{m-1}h_1 & D^{m-1}h_2 & \dots & D^{m-1}h_m \end{vmatrix}$$

it follows that the Wronskian W_m has the form

$$W_m(x) = P_m(x) e^{\sum_{j=1}^m q_j(x)}$$

where P_m is a polynomial and $P_m \not\equiv 0$. As we can determine all the zeros of a polynomial within the interval $[a, b]$ (e.g., using the Budan-Fourier method, or the Sturm chain method, etc.), the Polya-Ristroph formula gives us a GBF sequence:

$$\begin{aligned} \psi_0 &= f = \sum_{j=1}^n p_j(x) e^{q_j(x)} & \psi_1 &= W_1 D \left(\frac{\psi_0}{W_1} \right) \\ \psi_2 &= \frac{W_2}{W_1} D \left(\frac{W_1}{W_2} \psi_1 \right) & \dots & \\ \dots & & \psi_n &= \frac{W_n}{W_{n-1}} D \left(\frac{W_{n-1}}{W_n} \psi_{n-1} \right) \end{aligned} \quad (16)$$

Notice that $\frac{W_j}{W_{j+1}} = \frac{P_j}{P_{j+1}} e^{q_{j+1}}$ and its inverse $\frac{W_{j+1}}{W_j}$ are rational functions times an exponential, of which we can determine all the zeros and poles. Further, $\psi_n \equiv 0$ as f is a solution to the linear differential equation

$$\frac{W(h_1, \dots, h_n, f)}{W(h_1, \dots, h_n)} = 0.$$

So indeed $\psi_0 = f, \psi_1, \dots, \psi_n \equiv 0$ is a GBF sequence for f .

4.2 An alternate approach

Even if the above method is mathematically elegant, its application requires the computation of high order derivatives and determinants of large matrices. Therefore, the method could seem quite elaborate to understand at a first glance. In this regard, we propose an alternate, more intuitive approach for the construction of the GBF sequence with the aim of providing the reader with a clearer structural framework of the problem. As shown below, the approach is based on an iterative procedure that requires at each step the computation of only first order derivatives rather than Wronskians of arbitrary order.

However, it is to be noted that the new method, even if theoretically more feasible, requires multiple computations of polynomial quotients which makes its implementation even more challenging to be handled. In fact, the coefficients of these polynomials stem from iterative computations, therefore common factors detection needs to be addressed properly. One way could be to compute symbolical expressions of the polynomials, take out common factors and store the results in a database which could then be adapted to different implementations by just substituting symbolic values of the coefficients with numerical ones. However, this approach was found to be computationally unfeasible for larger values of n due to symbolic polynomials division limitations. Therefore, deeming the approach more robust and self-contained even if more elaborate, we decided to implement the computation in section 5 through the GBF sequence with the Wronskians approach. That said, the alternate approach is theoretically valid and offers a clearer view of the mechanism undergoing the building process of the GBF sequence as we shall show in the example provided in appendix B.1.

Recall the representation in (15)

$$f(x) = \sum_{j=1}^n p_j(x) e^{q_j(x)} = \sum_{j=1}^n h_j(x).$$

We write ψ_1 in the following form

$$\psi_1(x) = h_1(x) D \left(\frac{f(x)}{h_1(x)} \right) = h_1(x) \sum_{j=2}^n D \left(\frac{h_j(x)}{h_1(x)} \right) = \sum_{j=2}^n \underbrace{\left(h'_j(x) - h_j(x) \frac{h'_1(x)}{h_1(x)} \right)}_{h_{1;j}}$$

A simple grid for $\psi_0 = f$ is given by the zeros and the poles of ψ_1 and those of h_1 (i.e., those of p_1). It shall be noticed that the functions $h_{1;j}(x)$ have a peculiar form

$$h_{1;j}(x) = r_{1;j}(x) e^{q_j(x)},$$

where $r_{1;j}(x)$ is a rational function whose poles correspond to (a subset of) the zeros of h_1 .

Since we are interested in the construction of a GBF sequence, we write

$$\psi_2(x) = h_{1;2}(x) D \left(\frac{\psi_1(x)}{h_{1;2}(x)} \right).$$

A direct computation shows that this function coincides with the second term in the GBF sequence defined before. Therefore, just as before, a simple grid for ψ_1 is given by the zeros and the poles of ψ_2 and those of $r_{1;2}$ (the rational factor of $h_{1;2}$). However, this new formulation shows that while ψ_1 is defined by the sum of $n - 1$ terms, now ψ_2 is given by the sum of $n - 2$ terms, that is, with a consistent notation:

$$\psi_2(x) = \sum_{j=3}^n \left(h'_{1;j}(x) - h_{1;j}(x) \frac{h'_{1;2}(x)}{h_{1;2}(x)} \right) = \sum_{j=3}^n h_{2;j}(x).$$

therefore, the procedure finishes in n steps, like before. We can identify the pivot functions as $\varrho_1 = h_1$ and $\varrho_k = h_{k-1;k}$, $k = 2, \dots, n$. A worked-out example of this procedure is given in appendix B.1.

5 Analysis of the class of Gaussian Mixtures with arbitrary coefficients

In this section we use the Polya-Ristroph formula to construct a GBF sequence for finite Gaussian mixtures having coefficients of arbitrary sign

$$f(x) = \sum_{k=1}^n \gamma_k h_k(x) \quad x \in \mathbb{R} \quad (17)$$

where n is given, and

- i) $h_k(x) = e^{-q_k(x)}$ where $q_k(x)$ is a second degree, non positive polynomial $q_k(x) = -\frac{1}{2\sigma_k^2}(x - \mu_k)^2$ with $\mu_k \in \mathbb{R}$, $\sigma_k^2 > 0$ for all $1 \leq k \leq n$;
- ii) for all $1 \leq k \leq n$, $\gamma_k \in \mathbb{R}$ satisfies $\sum_{k=1}^n \sigma_k \gamma_k = \frac{1}{\sqrt{2\pi}}$.

By definition, a function of the form (17) is a probability density function provided that

- iii) $f(x) \geq 0 \quad \forall x \in \mathbb{R}$.

We shall refer to functions of the form (17) as *finite Gaussian Mixtures* (see the discussion in section 1 for an introduction to their properties and main applications in the literature).

Remark 11. Recall that for the standard Gaussian density we define the Hermite polynomials as

$$H_0(x) = 1, \quad H_n(x) = (-1)^n e^{x^2/2} D^n e^{-x^2/2}, \quad n = 1, 2, \dots$$

Then, for $q(x) = \frac{1}{2\sigma^2}(x - \mu)^2$ it holds

$$D^n e^{-q(x)} = \frac{(-1)^n}{\sigma^n} e^{-q(x)} H_n \left(\frac{x - \mu}{\sigma} \right).$$

Let us denote

$$P_n(x) = \frac{(-1)^n}{\sigma^n} H_n \left(\frac{x - \mu}{\sigma} \right).$$

Then we know that $P_n(x)$ is a polynomial of degree n that satisfies the recurrence relation

$$P_{n+1}(x) = -\frac{x - \mu}{\sigma^2} P_n(x) + D P_n(x).$$

With no loss of generality, we assume that $h_i \neq h_j \quad \forall i \neq j$ since any mixture can be traced back to this case. Notice that for any given $h_k(x)$ its derivatives of all orders are of the form

$$D^m h_k(x) = P_{m,k}(x) h_k(x)$$

where $P_{m,k}$ is the generalized m -th degree Hermite polynomial with coefficients μ_k and σ_k^2 :

$$P_{m,k}(x) = \frac{(-1)^m}{\sigma_k^m} H_m \left(\frac{x - \mu_k}{\sigma_k} \right), \quad m = 1, 2, \dots$$

Since they play an important rôle in the sequel, we introduce the linear functions

$$\phi_k(x) = Dq_k(x) = P_{1,k}(x) = \frac{\mu_k - x}{\sigma_k^2}, \quad k = 1, \dots, n, \quad (18)$$

so for instance the recurrence relation reads

$$P_{m+1,k} = (\phi_k + D) P_{m,k}(x), \quad m = 0, 1, \dots, k = 1, \dots, n.$$

We can further express the m -th order Wronskian for the sequence $\{h_j\}_{j=1}^n$ as

$$W(h_1, \dots, h_m) = \left(\prod_{j=1}^m e^{-q_j} \right) \begin{vmatrix} 1 & 1 & \dots & 1 \\ P_{1,1} & P_{1,2} & \dots & P_{1,m} \\ \dots & \dots & \dots & \dots \\ P_{m-1,1} & P_{m-1,2} & \dots & P_{m-1,m} \end{vmatrix}.$$

For any $j \geq 1$ and for any sequence of increasing integers i_1, \dots, i_j , we introduce the polynomial

$$Q_{i_1, \dots, i_j}^{j-1} = \begin{vmatrix} 1 & 1 & \dots & 1 \\ P_{1,i_1} & P_{1,i_2} & \dots & P_{1,i_j} \\ \dots & \dots & \dots & \dots \\ P_{j-1,i_1} & P_{j-1,i_2} & \dots & P_{j-1,i_j} \end{vmatrix} \quad (19)$$

(and, in particular, $Q_k^0 = 1$ for any $k \geq 1$) so that

$$W(h_1, \dots, h_m) = \left(\prod_{j=1}^m e^{-q_j} \right) Q_{1, \dots, m}^{m-1}. \quad (20)$$

Theorem 12. *The following relations hold:*

$$Q_{j,k}^1 = \phi_k - \phi_j, \quad 1 \leq j \leq k \leq n \quad (21)$$

and

$$Q_{1, \dots, j, k}^j Q_{1, \dots, j-1}^{j-2} = Q_{1, \dots, j}^{j-1} [\phi_k - \phi_j] Q_{1, \dots, j-1, k}^{j-1} + Q_{1, \dots, j}^{j-1} D_x Q_{1, \dots, j-1, k}^{j-1} - Q_{1, \dots, j-1, k}^{j-1} D_x Q_{1, \dots, j}^{j-1} \quad (22)$$

for $2 \leq j < k \leq n$.

The proof of this result is given in appendix A.2 for the sake of clarity of exposition. Next, we can use the above relations to determine a different formulation of the sequence of Wronskians of the problem, which involves polynomials recursively defined rather than computing derivatives of eventually high orders, which we present in the following result.

Theorem 13. *Let $f(x) = \sum_{k=1}^n \gamma_k h_k(x)$ be a finite Gaussian mixture. Then, the GBF sequence obtained using the Polya-Ristroph formula can be rewritten as*

$$\psi_j(x) = \begin{cases} f(x) & j = 0 \\ \sum_{k=j+1}^n \lambda_k \frac{Q_{1, \dots, j, k}^j}{Q_{1, \dots, j}^{j-1}} h_k(x) & \forall 1 \leq j < n. \end{cases} \quad (23)$$

The proof of this result is given in the appendix A.3.

Remark 14. *The conundrum of opting for one choice or another when building the GBF sequence naturally arises for computational purposes. In fact, whilst the choice of the Wronskians could lead to high-order derivatives and large matrices, it would also allow a more neat and direct definition of the objects involved in the building process of the GBF sequence. On the other hand, even if the polynomial recursive approach appears to be quite faster because only first-order derivatives are involved, it is to be noted that it entails hidden recursive dependencies as long as it requires the execution of polynomial division.*

In the next subsection we will describe the main steps of an algorithm which computes the GBF sequence in accordance with the Wronskians approach. This is due, on the one hand, to avoid multiple executions of polynomial divisions which could cause long execution times if performed with symbolic coefficients and incorrect common factors detection in the

case of numerical coefficients; on the other hand, to the availability in the literature of a fast algorithm for determinant computation [14].

For the sake of completeness, we also computed the Wronskians using symbolic expressions and stored them in a database (which is available as an attachment to this work) for dimensions spanning from 2 to 16. This is done in order to provide the reader with general ready-to-use results, and we hope that it may prompt future research in the direction of finding simpler recursive structures for GBF sequences. In this regard, we highlight that all our results were proved using formal mathematical procedures, but it appears reasonable to envisage alternative methods as for instance artificial intelligence self-learning algorithms to investigate structure properties of GBF sequences.

5.1 Implementation

We have developed a software in Matlab with the aim of investigating how the GBF approach works in practice.

The algorithm takes as inputs the following parameters: the number of Gaussians involved in the mixture, their means, variances, the mixing coefficients, and the desired accuracy level for the searching-roots algorithm. It is to be noted that the procedure does not require to be given a bounded interval to test the mixture on because such interval is computed internally. Hence, a searching-roots problem on the real line is reduced to a constrained searching-roots procedure on a bounded interval. As outputs, the software returns the location of the eventual sign-changing roots and the bounded interval in which they are contained.

If the software returns no sign-changing zeros for the Gaussian mixture $f(x)$, and $f(x)$ is positive in at least one point, then it is non-negative everywhere and it defines a proper probability density function.

Technical aspects and execution time

To further reduce computational time, the classical bisection method is replaced by Ridders' method which proves to be more efficient in searching-roots problems [20]. Execution times (in secs) are displayed in table 1. They were computed by running 100 simulations for each dimension spanning from 2 to 12 where the parameters were chosen as follows:

- the means were randomly picked in $[-10, 10]$;
- the variances were randomly picked in $[0.1, 1]$;
- the mixing coefficients were randomly picked in $[-1, 1]$;
- The accuracy level was set equal to 2.2204^{-16} .

| n | nsim | min | median | average | max | % time GBF sequence |
|----|------|---------|---------|---------|---------|---------------------|
| 2 | 100 | 0.23 | 0.60 | 0.77 | 1.55 | 28.92 |
| 3 | 100 | 0.43 | 1.16 | 1.20 | 3.98 | 29.17 |
| 4 | 100 | 0.83 | 2.79 | 2.69 | 5.74 | 28.26 |
| 5 | 100 | 1.49 | 5.83 | 5.92 | 11.14 | 25.82 |
| 6 | 100 | 5.06 | 10.85 | 11.35 | 29.91 | 24.23 |
| 7 | 100 | 7.96 | 22.73 | 22.12 | 38.28 | 23.95 |
| 8 | 100 | 21.20 | 42.15 | 42.88 | 62.92 | 37.16 |
| 9 | 100 | 50.44 | 91.45 | 91.25 | 183.57 | 36.52 |
| 10 | 100 | 111.18 | 177.90 | 177.68 | 256.83 | 49.26 |
| 11 | 100 | 338.22 | 473.11 | 486.49 | 922.00 | 68.32 |
| 12 | 100 | 1260.00 | 1466.10 | 1533.40 | 2371.40 | 79.03 |

Table 1: Analysis of execution times for dimensions spanning from $n = 2$ to $n = 12$.

Furthermore, average execution times for higher dimensions were estimated by fitting available data by a function of the kind $ae^{bx} + ce^{dx}$ ($a = 0.4517, b = 0.5572, c = 3.61e - 05, d = 1.441$) with the Matlab function fit. The results are shown in fig. 1.

As we can observe from the plot, average execution times tend to significantly increase from $n = 16$, reaching values in the range of 10^7 secs for $n = 20$. The increased execution time is due to the heavier computation of the GBF sequences using the Wronskian approach - as long as to the available hardware - as we can observe from the last column of table 1

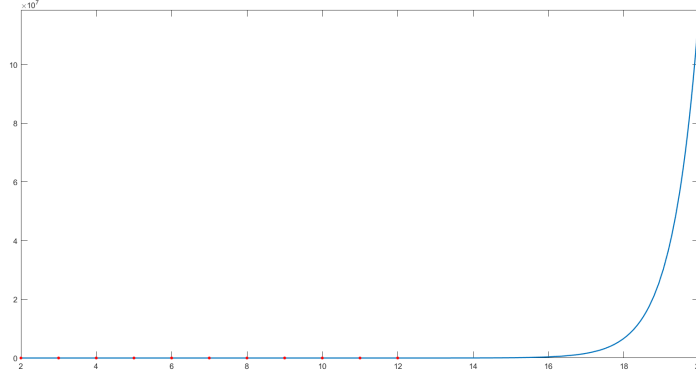


Figure 1: Fitted curve for average execution times up to $n = 20$.

showing the percentage of time employed in the construction of the GBF sequence. Furthermore, percentage data highlight the interplay between the two main building blocks of the algorithm, namely the construction of the GBF sequence and the searching-root procedure, along different dimensions. In fact, we can observe that for $2 \leq n \leq 4$ the percentage time dedicated to the construction of the GBF sequence stabilizes around 28 – 29%, while it decreases around 24 – 26% for $5 \leq n \leq 7$ before reaching higher values spanning from 36% to 79% for $8 \leq n \leq 12$. Therefore, at least at present, we suggest that applications that require high execution times rely on computing systems with large computational power.

6 Wasserstein distance

In this section, we aim to present a different application where our algorithm can be useful since, as we shall see below, the computation of the Wasserstein distance between two Gaussian mixtures can be reduced to a simple sum, once we know the position of the zeros of the difference of the corresponding cumulative distribution functions. We are not interested in discussing the topic of Wasserstein distance in general and we refer to the existing literature for further discussion, see, e.g., [1]. In order to fix the notation, we start with a few definitions. We let $S \subset \mathbb{R}^n$ denote a general domain, endowed with the Euclidean distance. Below, we usually consider $S = \mathbb{R}$.

Definition 15. Let $M_p(S)$ be the space of all probability measures μ on S with finite p -th moment for some $x_0 \in S$:

$$\int_S |x - x_0|^p \mu(dx) < +\infty.$$

Then the Wasserstein- p distance between two probability measures μ and ν in $M_p(S)$ is defined as

$$W_p(\mu, \nu) = \left(\inf_{\gamma} \int_{S \times S} |x - y|^p \gamma(dx, dy) \right)^{1/p},$$

where the infimum is taken among all two-dimensional measures γ with marginals μ and ν respectively.

It is proved in [6, Theorem 20.1] that in the particular case when $p = 1$ we obtain

$$W_1(\mu, \nu) = \sup \left\{ \int \varphi d(\mu - \nu) \mid \varphi : S \rightarrow \mathbb{R} \quad 1\text{-Lipschitz} \right\}.$$

An alternate form of the W_1 distance was given by Dall’Aglia [5]:⁶

$$W_1(\mu, \nu) = \int_0^1 |F^{-1}(u) - G^{-1}(u)| du, \tag{24}$$

where F and G are the cumulative distribution functions for μ and ν respectively, and F^{-1} , G^{-1} denote the quantile functions of μ and ν respectively. For the sake of completeness, we recall the definition below.

⁶notice that we do not make any assumption on the form of the distribution

Remark 16. Let us recall the definition of generalized inverse (compare [7]) for a distribution function F (also called the quantile function of F). $F^{-1} : [0, 1] \rightarrow \mathbb{R} = [-\infty, +\infty]$ is defined by

$$F^{-1}(u) = \inf \{x \in \mathbb{R} : F(x) \geq u\}, \quad u \in [0, 1],$$

with the convention that $\inf \emptyset = +\infty$. By this definition, the 0-quantile of F is always $F^{-1}(0) = -\infty$.

For our purposes, the following result is the best way to treat the distance between one-dimensional distributions. Assume that the laws μ and ν have cumulative distribution functions F and G , respectively. Then the following result is classical [6, 25].

Theorem 17. The Wasserstein-1 distance between μ and ν in $M_1(\mathbb{R})$ (see definition 15) is equal to the L^1 -distance between the corresponding cumulative distribution functions F and G :

$$W_1(\mu, \nu) = \int_{\mathbb{R}} |F(x) - G(x)| dx. \quad (25)$$

The above formula is well defined in $M_1(\mathbb{R})$; for completeness (and since it seems a little tricky) we prove it below.

Lemma 18. Assume that μ and ν belong to $M_1(\mathbb{R})$. Then $w(x) = F(x) - G(x)$ is absolutely integrable.

Proof. We write

$$\begin{aligned} W_1(\mu, \nu) &= \int_{-\infty}^0 |F(x) - G(x)| dx + \int_0^{+\infty} |(1 - F(x)) - (1 - G(x))| dx \\ &\leq \int_{-\infty}^0 \{|F(x)| + |G(x)|\} dx + \int_0^{+\infty} \{|1 - F(x)| + |1 - G(x)|\} dx. \end{aligned}$$

It is sufficient to prove that the following quantity is finite for arbitrary μ :

$$\begin{aligned} \int_{-\infty}^0 F(x) dx + \int_0^{+\infty} (1 - F(x)) dx &= \int_{-\infty}^0 \int_{-\infty}^x \mu(dy) dx + \int_0^{+\infty} \int_x^{\infty} \mu(dy) dx \\ &= \int_{-\infty}^0 \int_y^0 dx \mu(dy) + \int_0^{+\infty} \int_0^y dx \mu(dy) = \int_{-\infty}^0 |y| \mu(dy) + \int_0^{+\infty} |y| \mu(dy) = \mathbb{E}_{\mu}[|y|] \end{aligned}$$

and the last quantity is finite by assumption. \square

In the following result we propose an analog of Markov-Chebyshev's inequality for cumulative distribution functions. Here, we need to impose the existence of a finite p -moment, $p > 1$, for the probability density function.

Lemma 19. Let X be an absolutely continuous random variable with probability density function $f(x)$, such that the finite p -moment exists for some $p > 1$. Then for any $L > 0$:

$$\int_L^{\infty} (1 - F(x)) dx \leq \frac{1}{p-1} \frac{\mathbb{E}[|X|^p]}{L^{p-1}}. \quad (26)$$

Proof. We may compute

$$\begin{aligned} \int_L^{\infty} \int_x^{\infty} f(y) dy dx &\leq \int_L^{\infty} \int_x^{\infty} \frac{|y|^p}{x^p} f(y) dy dx \\ &\leq \int_L^{\infty} x^{-p} \left(\int_{-\infty}^{\infty} |y|^p f(y) dy \right) dx = \frac{1}{p-1} \frac{1}{L^{p-1}} \mathbb{E}[|X|^p] \end{aligned}$$

as required. \square

A similar computation gives a bound for the integral on the interval $(-\infty, -L)$ for the distribution function $F(x)$. We can therefore apply this inequality to the difference $w(x)$.

Lemma 20. Let X, Y be random variables with probability density functions $f(x), g(x)$ and distribution functions $F(x)$ and $G(x)$, respectively, such that their finite p -moments exist for some $p > 1$. Then there exists a constant C , depending on p and the p -th moments of X and Y , such that

$$\int_{\mathbb{R} \setminus [-L, L]} |w(x)| dx \leq C \frac{1}{L^{p-1}} \quad (27)$$

where $w(x) = F(x) - G(x)$

Non-negativity and zero isolation for generalized mixtures of densities

Proof. On the one hand, it is sufficient to compute

$$\int_L^\infty |w(x)| dx = \int_L^{+\infty} |(1 - F(x)) - (1 - G(x))| dx \leq \frac{1}{p-1} \frac{\mathbb{E}[|X|^p + |Y|^p]}{L^{p-1}}$$

Since a similar bound holds in the negative semi-axes, the thesis follows. \square

6.1 An algorithm for the computation of Wasserstein-1 distance for EPT functions

How to compute the quantity in (25)? Our approach will be to consider the difference $w(x) = F(x) - G(x)$ and the sign-changing zeros of $w(x)$. A nice feature of EPT functions is that they form an algebra, and further that the cumulative density function $F(x)$ of an EPT probability distribution function $f(x) = ce^{Ax}b$ is again an EPT function, with cumulative distribution function $F(x) = 1 + cA^{-1}e^{Ax}b$. It follows that for EPT functions F and G , the difference $w(x)$ is an EPT function as well.

Remark 21. Notice that an EPT function, defined in (11), is an entire function, hence all zeros of w are isolated and w is a continuous function. In particular, on any interval $[a, b]$ there will be at most finitely many sign-changing zeros.

Let us assume that there are at most a finite number of sign-changing zeros of w , say ξ_1, \dots, ξ_n , on the whole positive half-line, and that these have been identified using the GBF method. We use the convention $\xi_0 = 0$ and $\xi_{n+1} = +\infty$. Then we can compute

$$\int_0^\infty |F(x) - G(x)| dx = \sum_{j=0}^n \int_{\xi_j}^{\xi_{j+1}} (F(x) - G(x)) \operatorname{sgn}(F(x) - G(x)) dx.$$

On each of the intervals (ξ_j, ξ_{j+1}) the sign is constant so it can be taken out of the integral. Further, integrals of the form

$$\int_{\xi_j}^{\xi_{j+1}} (F(x) - G(x)) dx$$

can be calculated explicitly in the class of EPF functions. In fact we have

$$\int_{\xi_j}^{\xi_{j+1}} (F(x) - G(x)) dx = c_1 A_1^{-2} (e^{A_1 \xi_{j+1}} - e^{A_1 \xi_j}) b_1 - c_2 A_2^{-2} (e^{A_2 \xi_{j+1}} - e^{A_2 \xi_j}) b_2.$$

Since A_1 as well as A_2 are continuous-time asymptotically stable, meaning that their spectra satisfy $\sigma(A_i) \subset \{z \in \mathbb{C} : \Re(z) < 0\}$, it follows that

$$\int_{\xi_n}^{\xi_{n+1}=+\infty} (F(x) - G(x)) dx = -c_1 A_1^{-2} e^{A_1 \xi_n} b_1 + c_2 A_2^{-2} e^{A_2 \xi_n} b_2.$$

So we obtain the following formula for the Wasserstein-1 distance between μ and ν :

$$W(\mu, \nu) = \sum_{j=0}^{n-1} |c_1 A_1^{-2} (e^{A_1 \xi_{j+1}} - e^{A_1 \xi_j}) b_1 - c_2 A_2^{-2} (e^{A_2 \xi_{j+1}} - e^{A_2 \xi_j}) b_2| + |c_1 A_1^{-2} e^{A_1 \xi_n} b_1 - c_2 A_2^{-2} e^{A_2 \xi_n} b_2|,$$

where again we set $\xi_0 = 0$.

6.2 An algorithm for the computation of Wasserstein-1 distance for Gaussian mixtures

Here we ask the same question: *how to compute the quantity in (25) in the case of finite Gaussian mixtures?* Again, the two crucial issues are:

- to compute the sign-changing zeros of the difference of the cumulative distribution functions involved;
- to calculate the integrals of the difference of the cumulative distribution functions involved, over intervals on which the sign of the difference does not change.

In this case, both the distribution functions involved and their differences are of the form

$$w(x) = \sum_{i=1}^K \mu_i \Phi(\alpha_i x + \beta_i),$$

where Φ is the standard Gaussian distribution function.

A GBF sequence is obtained for w by taking $w_0(x) = w(x)$, $w_1(x) = Dw(x)$. Then $w_1(x)$ is a function of the form

$$w_1(x) = \sum_{i=1}^K \mu_i \alpha_i \phi(\alpha_i x + \beta_i),$$

where $\phi(x) = \frac{1}{\sqrt{2\pi}} e^{-x^2/2}$.

We have already developed a GBF sequence for w_1 in section 5, say $\psi_0 = w_1, \psi_1, \dots, \psi_K$. Then a GBF sequence for w is given by $w_0 = w, w_1, \psi_1, \dots, \psi_K$.

Lemma 22. *A Gaussian mixture $f = \sum_{i=1}^K \delta_i \phi(\alpha_i x + \beta_i)$, and hence also w , has at most finitely many sign-changing zeros and an interval can be identified containing all these.*

Proof. We emphasise that this result holds for generalized Gaussian mixtures with a similar proof. We aim to prove that there exists $x_0 > 0$ such that, for all $x > x_0$, $f(x) \neq 0$. Notice that

$$f(x) = \sum_{i=1}^K \delta_i \phi(\alpha_i x + \beta_i) = \frac{1}{\sqrt{2\pi}} \sum_{i=1}^K \delta_i e^{-\beta_i^2/2} e^{-q_i(x)}, \quad q_i(x) = \frac{\alpha_i^2}{2} x^2 + \alpha_i \beta_i x$$

can be ordered in such a way that

- $\alpha_i < \alpha_{i+1}$, or
- $\alpha_i = \alpha_{i+1}$ and $\beta_i < \beta_{i+1}$

(a further equality cannot hold, since otherwise the two polynomials would have been equal). It follows that

$$f(x) = \frac{1}{\sqrt{2\pi}} e^{-q_1(x)} \left(\delta_1 e^{-\beta_1^2/2} + \sum_{i=2}^K \delta_i e^{-\beta_i^2/2} e^{q_1(x) - q_i(x)} \right)$$

has the property that the polynomial $q_1 - q_i$ has the leading (non-zero) coefficient *negative* for each $i = 2, \dots, K$: therefore, for each $i = 2, \dots, K$, there exists x_i such that $|\delta_i e^{q_1(x) - q_i(x)}| \leq \frac{1}{2K} |\delta_1|$ for all $x > x_i$. Setting $x_0 = \max(x_2, \dots, x_K)$ we obtain the claim.

Now we claim that it is possible to find $y_0 < 0$ such that, for all $x < y_0$, $f(x) \neq 0$. The proof is the same as before, except that we shall modify the ordering of the polynomials to take into account the correct behaviour of the first order term. Actually we choose

- $\alpha_i < \alpha_{i+1}$, or
- $\alpha_i = \alpha_{i+1}$ and $\beta_i > \beta_{i+1}$:

then the proof follows with the same argument as above. □

To conclude this section, we recall that the integral of the Gaussian cumulative distribution function can be computed explicitly in terms of the Gaussian distribution itself. The starting point is the following well known identity:

$$\int_{-\infty}^x \Phi(y) dy = x\Phi(x) + \phi(x), \tag{28}$$

where Φ is the cumulative distribution function and ϕ the probability density function for the standard Gaussian distribution. Then, from (28) it follows that

$$\begin{aligned} \int_a^b \Phi(\alpha x + \beta) dx &= \int_{\alpha a + \beta}^{\alpha b + \beta} \frac{1}{\alpha} \Phi(y) dy \\ &= \left(b + \frac{\beta}{\alpha} \right) \Phi(\alpha b + \beta) - \left(a + \frac{\beta}{\alpha} \right) \Phi(\alpha a + \beta) + \frac{1}{\alpha} [\phi(\alpha b + \beta) - \phi(\alpha a + \beta)]. \end{aligned}$$

7 Conclusion and further research

In this paper we explored finite mixture models and we concentrated our effort on two particular subclasses of (1), Gaussian mixtures and EPT functions, that have more relevance in probability. We hope to return to the general treatment of general mixtures defined in (1) in a following paper.

Also, our results are specifically stated in one space dimension. In several applications, this is quite restrictive, and the extension of our results to the d -dimensional case is an important topic for further research.

A Technical results and proofs

A.1 Some results in bordered matrices

Let

$$M = \begin{pmatrix} \tilde{M} & c_1 & c_2 \\ b_1^T & a_1 & a_2 \\ b_2^T & a_3 & a_4 \end{pmatrix}$$

be a square $n \times n$ matrix, partitioned in such a way that

- \tilde{M} is a $(n-2) \times (n-2)$ square matrix,
- c_1, c_2, b_1, b_2 are column vector of length $n-2$, and
- a_1, \dots, a_4 are numbers.

Then we can compute the determinant of M and we have the following rule (see e.g. [13])

$$\det(M) \det(\tilde{M}) = \begin{vmatrix} \tilde{M} & c_1 & \tilde{M} & c_2 \\ b_1^T & a_1 & b_1^T & a_2 \\ \tilde{M} & c_1 & \tilde{M} & c_2 \\ b_2^T & a_3 & b_2^T & a_4 \end{vmatrix} \quad (29)$$

and, if we set

$$A' = \begin{pmatrix} \tilde{M} & c_1 \\ b_1^T & a_1 \end{pmatrix}, \quad B' = \begin{pmatrix} \tilde{M} & c_2 \\ b_1^T & a_2 \end{pmatrix}, \quad C' = \begin{pmatrix} \tilde{M} & c_1 \\ b_2^T & a_3 \end{pmatrix}, \quad D' = \begin{pmatrix} \tilde{M} & c_2 \\ b_2^T & a_4 \end{pmatrix}$$

we obtain

$$\det(M) \det(\tilde{M}) = \det(A') \det(D') - \det(B') \det(C'). \quad (30)$$

A.2 Proof of theorem 12

Relation (21) follows directly from the definition

$$Q_{i,k}^1 = \begin{vmatrix} 1 & 1 \\ P_{1,i} & P_{1,k} \end{vmatrix}$$

and the definition (18).

Next we consider the case of $j > 2$. With a slight abuse of notation, we denote by

$$Q_{i_1, \dots, i_j}^{j-1}(y_1, \dots, y_j)$$

the determinant in (19) where in each column we consider a different variable y_i . Notice that we recover the polynomial in x when we let $y_1 = \dots = y_j = x$:

$$Q_{i_1, \dots, i_j}^{j-1}(x) = Q_{i_1, \dots, i_j}^{j-1}(x, \dots, x).$$

Let D_i denote the differentiation with respect to the variable y_i . Then the following formula holds (chain rule)

$$D_x Q_{i_1, \dots, i_j}^{j-1}(x) = [D_1 + \dots + D_j] Q_{i_1, \dots, i_j}^{j-1}(x, \dots, x). \quad (31)$$

Finally, we introduce the notation

$$\Delta_j = \phi_j + D_j,$$

where ϕ_j , defined in (18), is taken as a multiplication operator. By the results in remark 11 we know that

$$\Delta_j P_{m,j} = P_{m+1,j}$$

and

$$\left[\sum_{i=1}^j \Delta_i \right] Q_{i_1, \dots, i_j}^{j-1} = \begin{vmatrix} 1 & 1 & \dots & 1 \\ P_{1,i_1} & P_{1,i_2} & \dots & P_{1,i_j} \\ \dots & \dots & \dots & \dots \\ P_{j-2,i_1} & P_{j-2,i_2} & \dots & P_{j-2,i_j} \\ P_{j,i_1} & P_{j,i_2} & \dots & P_{j,i_j} \end{vmatrix} \quad (32)$$

Now, let us write $Q_{1, \dots, j, k}^j$ as the determinant of a bordered matrix in the following form

$$Q_{1, \dots, j, k}^j = \begin{vmatrix} 1 & \dots & 1 & 1 & 1 \\ P_{1,1} & \dots & P_{1,j-1} & P_{1,j} & P_{1,k} \\ \dots & \dots & \dots & \dots & \dots \\ P_{j-2,1} & \dots & P_{j-2,j-1} & P_{j-2,j} & P_{j-2,k} \\ \hline P_{j-1,1} & \dots & P_{j-1,j-1} & P_{j-1,j} & P_{j-1,k} \\ \hline P_{j,1} & \dots & P_{j,j-1} & P_{j,j} & P_{j,k} \end{vmatrix}.$$

Our aim is to apply formula (30). It is clear that

$$\det(M) = Q_{1, \dots, j, k}^j$$

as well as

$$\det(\tilde{M}) = Q_{1, \dots, j-1}^{j-2};$$

it remains to identify the other terms. Recall the definition of matrices A' , B' , C' and D' from previous subsection. We have

$$A' = \begin{vmatrix} 1 & \dots & 1 & 1 \\ P_{1,1} & \dots & P_{1,j-1} & P_{1,j} \\ \dots & \dots & \dots & \dots \\ P_{j-2,1} & \dots & P_{j-2,j-1} & P_{j-2,j} \\ \hline P_{j-1,1} & \dots & P_{j-1,j-1} & P_{j-1,j} \end{vmatrix}, \quad B' = \begin{vmatrix} 1 & \dots & 1 & 1 \\ P_{1,1} & \dots & P_{1,j-1} & P_{1,k} \\ \dots & \dots & \dots & \dots \\ P_{j-2,1} & \dots & P_{j-2,j-1} & P_{j-2,k} \\ \hline P_{j-1,1} & \dots & P_{j-1,j-1} & P_{j-1,k} \end{vmatrix}$$

$$C' = \begin{vmatrix} 1 & \dots & 1 & 1 \\ P_{1,1} & \dots & P_{1,j-1} & P_{1,j} \\ \dots & \dots & \dots & \dots \\ P_{j-2,1} & \dots & P_{j-2,j-1} & P_{j-2,j} \\ \hline P_{j,1} & \dots & P_{j,j-1} & P_{j,j} \end{vmatrix}, \quad D' = \begin{vmatrix} 1 & \dots & 1 & 1 \\ P_{1,1} & \dots & P_{1,j-1} & P_{1,k} \\ \dots & \dots & \dots & \dots \\ P_{j-2,1} & \dots & P_{j-2,j-1} & P_{j-2,k} \\ \hline P_{j,1} & \dots & P_{j,j-1} & P_{j,k} \end{vmatrix}$$

hence

$$\det(A') = Q_{1, \dots, j}^{j-1}, \quad \det(B') = Q_{1, \dots, j-1, k}^{j-1}.$$

By comparing with (32) we see that

$$\det(C') = \left[\sum_{i=1}^j \Delta_i \right] Q_{1, \dots, j}^{j-1}, \quad \det(D') = \left[\sum_{i=1}^{j-1} \Delta_i + \Delta_k \right] Q_{1, \dots, j-1, k}^{j-1}.$$

By taking $y_1 = \dots = y_j = y_k = x$ and recalling (31) we finally obtain

$$Q_{1, \dots, j, k}^j = \frac{1}{Q_{1, \dots, j-1}^{j-2}} \left(Q_{1, \dots, j}^{j-1} \left[\left(\sum_{i=1}^{j-1} \phi_i + \phi_k \right) + D_x \right] Q_{1, \dots, j-1, l}^{j-1} \right. \\ \left. - Q_{1, \dots, j-1, k}^{j-1} \left[\left(\sum_{i=1}^{j-1} \phi_i + \phi_j \right) + D_x \right] Q_{1, \dots, j}^{j-1} \right)$$

and simplifying the relevant terms we obtain the thesis. \blacksquare

A.3 Proof of theorem 13

We recall from (16) that using the Polya-Ristroph formula we have the GBF sequence

$$\Psi_j = \frac{W_j}{W_{j-1}} D \left(\frac{W_{j-1}}{W_j} \Psi_{j-1} \right) \quad \forall 1 \leq j \leq N,$$

where for simplicity we let $W_0 = 1$; this formula can be rewritten as

$$\begin{aligned} \Psi_j &= \frac{W_j}{W_{j-1}} \left(\frac{W_j DW_{j-1} - W_{j-1} DW_j}{(W_j)^2} \Psi_{j-1} + \frac{W_{j-1}}{W_j} D \Psi_{j-1} \right) \\ &= D \Psi_{j-1} - \left(\frac{DW_j}{W_j} - \frac{DW_{j-1}}{W_{j-1}} \right) \Psi_{j-1}. \end{aligned}$$

Now, using (20) we have that

$$\frac{DW_j}{W_j} = \sum_{i=1}^j P_{1,i} + \frac{DQ_{1,\dots,j}^{j-1}}{Q_{1,\dots,j}^{j-1}}, \quad 1 \leq j \leq N,$$

which implies that we can introduce the rational functions

$$s_1 := P_{1,1}$$

and, for $2 \leq j \leq N$,

$$s_j := \frac{DW_j}{W_j} - \frac{DW_{j-1}}{W_{j-1}} = \frac{DQ_{1,\dots,j}^{j-1}}{Q_{1,\dots,j}^{j-1}} - \frac{DQ_{1,\dots,j-1}^{j-2}}{Q_{1,\dots,j-1}^{j-2}} + P_{1,j} = \frac{D \left(\frac{Q_{1,\dots,j}^{j-1}}{Q_{1,\dots,j-1}^{j-2}} \right)}{\frac{Q_{1,\dots,j}^{j-1}}{Q_{1,\dots,j-1}^{j-2}}} + P_{1,j}$$

and Ψ_j can be written as

$$\Psi_j(x) = (D - s_j(x)) \Psi_{j-1}(x).$$

Recall that

$$\Psi_0(x) = \sum_{k=1}^N \lambda_k h_k(x),$$

which implies that (compare with (18))

$$\Psi_1(x) = (D - s_1(x)) \Psi_0(x) = \lambda_1 (D - P_{1,1}) h_1 + \sum_{k=2}^N \lambda_k (D - P_{1,1}) h_k(x) = \sum_{k=2}^N \lambda_k (P_{1,k} - P_{1,1}) h_k(x)$$

and recalling the definition of $Q_{1,k}^1$ in (21) we obtain

$$\Psi_1(x) = \sum_{k=2}^N \lambda_k Q_{1,k}^1 h_k(x)$$

in accordance with (23).

Now we proceed by recursion. Assume that for $2 \leq j \leq N$ it holds

$$\Psi_{j-1}(x) = \sum_{k=j}^N \lambda_k \frac{Q_{1,\dots,j-1,k}^{j-1}}{Q_{1,\dots,j-1}^{j-2}} h_k(x).$$

Then

$$\begin{aligned} \Psi_j(x) &= (D - s_j(x)) \Psi_{j-1}(x) = \sum_{k=j}^N \lambda_k \left(D \frac{Q_{1,\dots,j-1,k}^{j-1}}{Q_{1,\dots,j-1}^{j-2}} \right) h_k(x) \\ &\quad + \sum_{k=j}^N \lambda_k \frac{Q_{1,\dots,j-1,k}^{j-1}}{Q_{1,\dots,j-1}^{j-2}} D h_k(x) - s_j \sum_{k=j}^N \lambda_k \frac{Q_{1,\dots,j-1,k}^{j-1}}{Q_{1,\dots,j-1}^{j-2}} h_k(x). \end{aligned}$$

Let us denote

$$\Lambda_k^{j-1} = \frac{Q_{1,\dots,j-1,k}^{j-1}}{Q_{1,\dots,j-1}^{j-2}}, \quad k \geq j;$$

then we have

$$\begin{aligned} \Psi_j(x) &= \sum_{k=j}^N \lambda_k \left(D\Lambda_k^{j-1} \right) h_k(x) + \sum_{k=j}^N \lambda_k \Lambda_k^{j-1} P_{1,k} h_k(x) \\ &\quad - \frac{D\Lambda_j^{j-1}}{\Lambda_j^{j-1}} \sum_{k=j}^N \lambda_k \Lambda_k^{j-1} h_k(x) - P_{1,j} \sum_{k=j}^N \lambda_k \Lambda_k^{j-1} h_k(x) \\ &= \sum_{k=j+1}^N \lambda_k \left(D\Lambda_k^{j-1} - \frac{D\Lambda_j^{j-1}}{\Lambda_j^{j-1}} \Lambda_k^{j-1} \right) h_k(x) \\ &\quad + \sum_{k=j+1}^N \lambda_k \Lambda_k^{j-1} (P_{1,k} - P_{1,j}) h_k(x) \\ &= \sum_{k=j+1}^N \lambda_k \Lambda_k^{j-1} \left(\frac{D\Lambda_k^{j-1}}{\Lambda_k^{j-1}} - \frac{D\Lambda_j^{j-1}}{\Lambda_j^{j-1}} + (P_{1,k} - P_{1,j}) \right) h_k(x). \end{aligned}$$

In order to prove (23) it is sufficient to prove that for any $k \geq j+1$ it holds

$$\Lambda_k^{j-1} \left(\frac{D\Lambda_k^{j-1}}{\Lambda_k^{j-1}} - \frac{D\Lambda_j^{j-1}}{\Lambda_j^{j-1}} + (P_{1,k} - P_{1,j}) \right) = \frac{Q_{1,\dots,j,k}^j}{Q_{1,\dots,j}^{j-1}}. \quad (33)$$

We will repeatedly use the identity

$$\frac{Df}{f} - \frac{Dg}{g} = \frac{D(f/g)}{f/g}$$

to compute the left hand side of the claim (33): we get

$$\begin{aligned} &\frac{Q_{1,\dots,j-1,k}^{j-1}}{Q_{1,\dots,j-1}^{j-2}} \left(\frac{D \frac{Q_{1,\dots,j-1,k}^{j-1}}{Q_{1,\dots,j-1}^{j-2}}}{\frac{Q_{1,\dots,j-1,k}^{j-1}}{Q_{1,\dots,j-1}^{j-2}}} - \frac{D \frac{Q_{1,\dots,j-1,j}^{j-1}}{Q_{1,\dots,j-1}^{j-2}}}{\frac{Q_{1,\dots,j-1,j}^{j-1}}{Q_{1,\dots,j-1}^{j-2}}} + (P_{1,k} - P_{1,j}) \right) \\ &= \frac{Q_{1,\dots,j-1,k}^{j-1}}{Q_{1,\dots,j-1}^{j-2}} \left(\frac{D \frac{Q_{1,\dots,j-1,k}^{j-1}}{Q_{1,\dots,j-1}^{j-1}}}{\frac{Q_{1,\dots,j-1,k}^{j-1}}{Q_{1,\dots,j-1}^{j-1}}} + (P_{1,k} - P_{1,j}) \right) \\ &= \frac{Q_{1,\dots,j-1,k}^{j-1}}{Q_{1,\dots,j-1}^{j-2}} \left(\frac{DQ_{1,\dots,j-1,k}^{j-1}}{Q_{1,\dots,j-1,k}^{j-1}} - \frac{DQ_{1,\dots,j-1,j}^{j-1}}{Q_{1,\dots,j-1,j}^{j-1}} + (P_{1,k} - P_{1,j}) \right) \end{aligned}$$

recalling (22), the quantity within bracket equals to

$$\frac{Q_{1,\dots,j,k}^j Q_{1,\dots,j-1}^{j-2}}{Q_{1,\dots,j-1,k}^{j-1} Q_{1,\dots,j-1,j}^{j-1}}$$

which allows to prove (33). ■

B Examples

B.1 An example for Polynomial-Gaussian mixtures

In this example, we study the behaviour of the sum of two polynomial-Gaussian functions $f(x) = h_1(x) + \alpha h_2(x)$, with $\alpha \in \mathbb{R}$. In order to provide a complete example, we fix

$$h_1(x) = (x^2 + 1)e^{-x^2}, \quad h_2(x) = (x^2 + 4x)e^{-(x-1)^2/2}$$

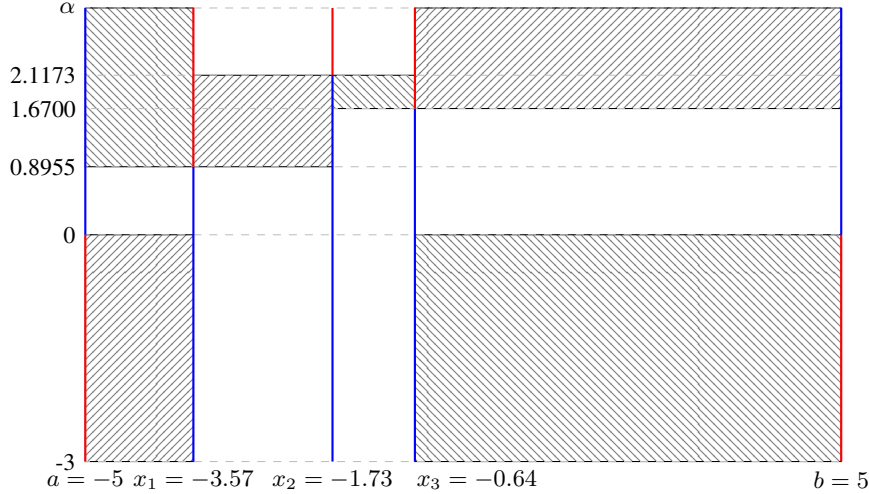


Figure 2: Analysis of the grid for the function $f(x)$. The parameter α varies in $(-3, 3)$ and x in $(-5, 5)$. The orientation of the lines shows if the function is increasing or decreasing at the zero. The blue line implies that the function takes a positive value in the point of the grid, red that it is negative. No further zeros exist outside the interval $[a, b]$. Notice that for $0 < \alpha < 0.8955$ the function $f(x)$ is nonnegative on the whole real line.

so that $\mu_1 = 0, \sigma_1^2 = \frac{1}{2}, \mu_2 = 1, \sigma_2^2 = 1$.

The first step is the choice of the interval $[a, b]$. Since the second term has larger variance, it is the dominant term for $|x| \rightarrow \infty$, hence for $\alpha > 0$ we have $f(x) > 0$ for $|x| \rightarrow \infty$, and conversely for $\alpha < 0$. Therefore, we can always choose $a \ll 0$ and $b \gg 0$ such that $f(x)$ has constant sign (equal to $\text{sgn}(\alpha)$) outside the interval $[a, b]$. As α varies in $(-10, 10)$, for instance, it is sufficient to take $a \leq -5, b \geq 5$.

Next step is the computation of the function $\psi_1(x)$. Notice that this function (and, a fortiori, the simple grid it provides for $f(x)$) is independent of the constant α . We obtain

$$\psi_1(x) = h_{1,2}(x) = Dh_2(x) - h_2(x) \frac{Dh_1(x)}{h_1(x)} = \frac{1}{1+x^2} e^{-(x-1)^2/2} (4 + 6x + x^2 + 5x^3 + 5x^4 + x^5)$$

so that a simple grid for $f(x)$ is given by the real sign-changing zeros of the polynomial

$$p_{1,2}(x) = 4 + 6x + x^2 + 5x^3 + 5x^4 + x^5,$$

and we obtain the following grid

$$G = \{x_1 = -3.57116, x_2 = -1.72866, x_3 = -0.638509\}.$$

Finally, the existence of sign-changing zeros for $f(x)$ can be determined by computing the values of $f(x)$ in the points of $G \cup \{a, b\}$, which turns out to depend linearly on α . Thus, we are able to construct the table in fig. 2, where the analysis of the grid (and the presence of sign-changing zeros) is shown.

According to the table, for $\alpha = 0.5$ no sign-changing zeros are present for the function $f_{0.5}(x) = h_1(x) + \frac{1}{2}h_2(x)$, while for $\alpha = 2$ there exist 4 sign-changing zeros for the function $f_2(x) = h_1(x) + 2h_2(x)$. Their plots are given in fig. 3.

B.2 An example for finite Gaussian mixtures

In this example we show how the GBF algorithm computes the sign-changing roots of a Gaussian mixture with parameters

- $n = 4$;
- $\mu = [1, 2, 3, 4]$;
- $s = [25, 0.04, 0.04, 0.04]$;
- $\lambda = [4, -1, -1, -1]$.

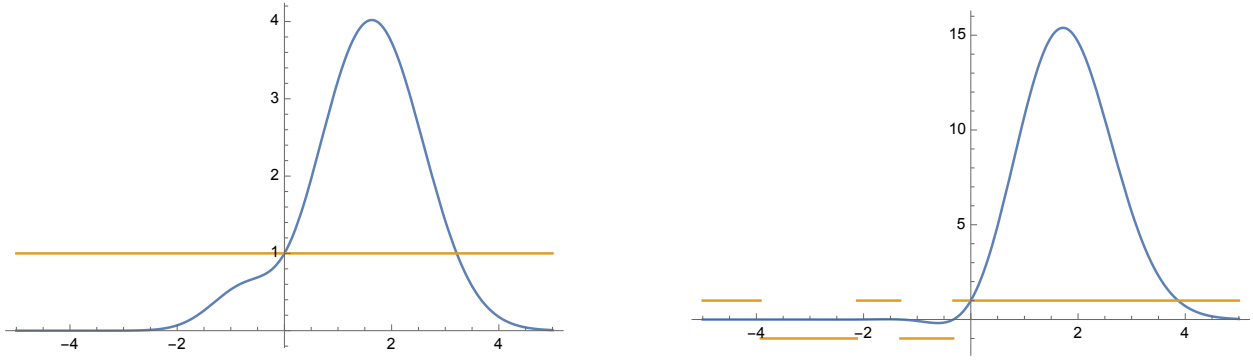


Figure 3: Graph of the functions $f_{0.5}(x)$ (on the left) and $f_2(x)$ (on the right). The orange line represents the sign of the function, so to help capture the sign-changes.

and accuracy level for Ridders’ method set equal to $\text{eps} = 2.2204e - 16$. The main steps executed by the software are described as follows:

- Step 1: Computation of the GBF sequence;
- Step 2: Computation of the bounded interval I which contains all the eventual sign-changing roots.
- Step 3: Iterative backward scanning of the GBF sequence embedded with the computation of grids and sign-changing roots for all levels.

We mention that the implemented version of the GBF algorithm was slightly modified from its theoretical version to reduce execution times of the sign-changing roots algorithm. In fact, in Step 3 all points stemming from grids at higher levels are included in the grids for lower ones to reduce the lengths of the intervals in which Ridders’ method is applied.

In the current example, the bounded interval was found to be equal to $I = [1.4921, 4.5267]$. The GBF functions along with their grids and sign-changing roots are displayed in fig. 4.

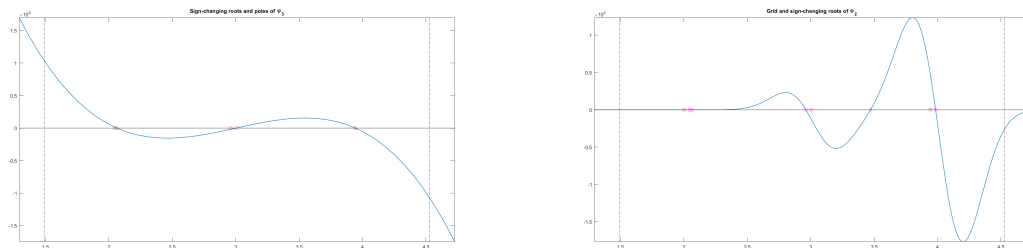


Figure 4: GBF sequence of the Gaussian mixture discussed in appendix B.2. Grids are represented in red, and sign-changing roots are represented in purple. These plots represent the functions ψ_3 (on the left) and ψ_2 (on the right).

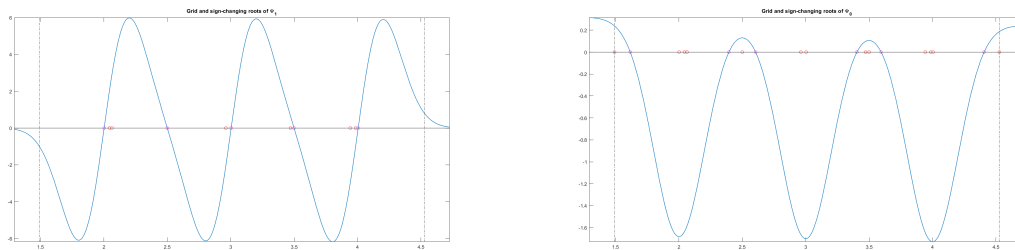


Figure 5: GBF sequence of the Gaussian mixture discussed in appendix B.2. These plots represent the functions ψ_1 (on the left) and $f = \psi_0$ (on the right).

References

- [1] Luigi Ambrosio, Nicola Gigli, and Giuseppe Savaré. *Gradient flows in metric spaces and in the space of probability measures*. Lectures in Mathematics ETH Zürich. Birkhäuser Verlag, Basel, second edition, 2008.
- [2] Laura Aquilanti, Simone Cacace, Fabio Camilli, and Raul De Maio. A mean field games approach to cluster analysis. *Appl. Math. Optim.*, 84(1):299–323, 2021.
- [3] Laura Aquilanti, Simone Cacace, Fabio Camilli, and Raul De Maio. A mean field games model for finite mixtures of Bernoulli and categorical distributions. *J. Dyn. Games*, 8(1):35–59, 2021.
- [4] Michel Coste, Tomás Lajous-Loeza, Henri Lombardi, and Marie-Françoise Roy. Generalized budan–fourier theorem and virtual roots. *Journal of Complexity*, 21(4):479–486, 2005. Festschrift for the 70th Birthday of Arnold Schonhage.
- [5] Giorgio Dall’Aglia. Sugli estremi dei momenti delle funzioni di ripartizione doppia. *Ann. Scuola Norm. Sup. Pisa Cl. Sci. (3)*, 10:35–74, 1956.
- [6] R. M. Dudley. *Probabilities and metrics*. Matematisk Institut, Aarhus Universitet, Aarhus, 1976. Convergence of laws on metric spaces, with a view to statistical testing, Lecture Notes Series, No. 45.
- [7] Paul Embrechts and Marius Hofert. A note on generalized inverses. *Math. Methods Oper. Res.*, 77(3):423–432, 2013.
- [8] Brian S. Everitt, Sabine Landau, Morven Leese, and Daniel Stahl. *Cluster analysis*. Wiley Series in Probability and Statistics. John Wiley & Sons, Ltd., Chichester, fifth edition, 2011.
- [9] Sylvia Frühwirth-Schnatter. *Finite mixture and Markov switching models*. Springer Series in Statistics. Springer, New York, 2006.
- [10] André Galligo. Budan tables of real univariate polynomials. *Journal of Symbolic Computation*, 53:64–80, 2013.
- [11] Laureano Gonzalez-Vega, Henri Lombardi, and Louis Mahé. Virtual roots of real polynomials. *Journal of Pure and Applied Algebra*, 124(1-3):147 – 166, 1998. Cited by: 10; All Open Access, Bronze Open Access, Green Open Access.
- [12] Bernard Hanzon and Finbarr Holland. Non-negativity analysis for exponential-polynomial-trigonometric functions on $[0, \infty)$. In *Spectral theory, mathematical system theory, evolution equations, differential and difference equations*, volume 221 of *Oper. Theory Adv. Appl.*, pages 399–412. Birkhäuser/Springer Basel AG, Basel, 2012.
- [13] Anna Karapiperi, Michela Redivo-Zaglia, and Maria Rosaria Russo. Generalizations of sylvester’s determinantal identity, 2015.
- [14] Sergey Kasyanov. GaussElimination, 2022. MATLAB Central File Exchange. Version 1.0.0.
- [15] Geoffrey McLachlan and David Peel. *Finite mixture models*. Wiley Series in Probability and Statistics: Applied Probability and Statistics. Wiley-Interscience, New York, 2000.
- [16] J. Park and I. W. Sandberg. Universal approximation using radial-basis-function networks. *Neural Computation*, 3(2):246–257, 1991.
- [17] K. Pearson. Contribution to the mathematical theory of evolution. *Philosophical Transactions A*, 185:71–110, 1894.
- [18] G. Pólya. On the mean-value theorem corresponding to a given linear homogeneous differential equation. *Trans. Amer. Math. Soc.*, 24(4):312–324, 1922.

- [19] Daniel Richardson. How to recognize zero. *J. Symb. Comp.*, 24:627–645, 1997.
- [20] C. Ridders. A new algorithm for computing a single root of a real continuous function. *IEEE Transactions on Circuits and Systems*, 26(11):979–980, 1979.
- [21] Robert Ristroph. Pólya’s property W and factorization—A short proof. *Proc. Amer. Math. Soc.*, 31:631–632, 1972.
- [22] D. Hari Hara Santosh, P. Venkatesh, P. Poornesh, L. Narayana Rao, and N. Arun Kumar. Tracking multiple moving objects using gaussian mixture model. *International Journal of Soft Computing and Engineering*, 3(2):114 – 119, 2013.
- [23] Hugh Conor Sexton. *Financial modelling with 2-EPT probability density functions*. PhD Thesis, University College Cork, 2013.
- [24] D. M. Titterton, A. F. M. Smith, and U. E. Makov. *Statistical analysis of finite mixture distributions*. Wiley Series in Probability and Mathematical Statistics: Applied Probability and Statistics. John Wiley & Sons, Ltd., Chichester, 1985.
- [25] S. S. Vallander. Calculations of the Vasserštejn distance between probability distributions on the line. *Teor. Verojatnost. i Primenen.*, 18:824–827, 1973.
- [26] Dong Yu and Li Deng. *Automatic speech recognition*. Signals and Communication Technology. Springer, London, 2015. A deep learning approach, With a foreword by Sadaoki Furui.