

Stereo-Electronic Factors Influencing the Stability of Hydroperoxyalkyl Radicals: Transferability of Chemical Trends across Hydrocarbons and *ab initio* Methods

Saurabh Chandra Kandpal,¹ Kgalaleto P. Otukile,² Shweta Jindal,¹ Salini Senthil,¹ Cameron Matthews,² Sabyasachi Chakraborty,¹ Lyudmila V. Moskaleva,^{2, a)} and Raghunathan Ramakrishnan^{1, b)}

¹⁾ Tata Institute of Fundamental Research, Hyderabad 500046, India

²⁾ Department of Chemistry, University of the Free State, PO Box 339, Bloemfontein 9300, South Africa

(Dated: 22 September 2023)

The hydroperoxyalkyl radicals ($\cdot\text{QOOH}$) are known to play a significant role in combustion and tropospheric processes, yet their direct spectroscopic detection remains challenging. In this study, we investigate molecular stereo-electronic effects influencing the kinetic and thermodynamic stability of a $\cdot\text{QOOH}$ along its formation path from the precursor, alkylperoxy radical ($\text{ROO}\cdot$), and the depletion path resulting in the formation of cyclic ether + $\cdot\text{OH}$. We focus on reactive intermediates encountered in the oxidation of acyclic hydrocarbon radicals: ethyl, isopropyl, isobutyl, tert-butyl, neopentyl, and their alicyclic counterparts: cyclohexyl, cyclohexenyl, and cyclohexadienyl. We report reaction energies and barriers calculated with the highly accurate method Weizmann-1 (W1) for the channels: $\text{ROO}\cdot \rightleftharpoons \cdot\text{QOOH}$, $\text{ROO}\cdot \rightleftharpoons \text{alkene} + \cdot\text{OOH}$, $\cdot\text{QOOH} \rightleftharpoons \text{alkene} + \cdot\text{OOH}$, and $\cdot\text{QOOH} \rightleftharpoons \text{cyclic ether} + \cdot\text{OH}$. Using W1 results as a reference, we have systematically benchmarked the accuracy of popular density functional theory (DFT), composite thermochemistry methods, and an explicitly correlated coupled-cluster method. We ascertain inductive, resonance, and steric effects on the overall stability of $\cdot\text{QOOH}$ and computationally investigate the possibility of forming more stable species. With new reactions as test cases, we probe the capacity of various *ab initio* methods to yield quantitative insights on the elementary steps of combustion.

I. INTRODUCTION

Hydrocarbon combustion is a complex process that involves multiple interconnected chemical reactions between hydrocarbon (RH) and atmospheric molecular oxygen (O_2) over a wide range of temperatures¹⁻³. These highly exothermic reactions occur through a free radical chain mechanism involving the typical steps: initiation, propagation, and termination^{4,5}. Hydrocarbon radicals ($\text{R}\cdot$) are key intermediates in these mechanisms. They react with O_2 to form alkyl peroxy radicals ($\text{ROO}\cdot$), which can either propagate the combustion chain by reacting with another hydrocarbon molecule or isomerize to form short-lived $\cdot\text{QOOH}$ radicals. These carbon-centred radicals are generally unstable and undergo unimolecular decomposition, releasing $\cdot\text{OH}$ and $\cdot\text{OOH}$ ⁶.

Due to competing decomposition and isomerization pathways, their direct spectroscopic detection has been a longstanding challenge. Therefore, in most cases, they are detected indirectly through an analysis of their dissociation products. Thus far, only a few of these elusive reactive intermediates relevant to combustion or atmospheric chemistry have been observed experimentally⁷⁻¹¹. Notably, the existence of short-lived $\cdot\text{QOOH}$ radical was only confirmed by Savee *et al.*⁸ in 2015, thanks to the unique chemistry of the substrate

employed in the investigation.

Among the diverse pathways involved in low-temperature combustion, as depicted in FIG. 1, a few energetically, kinetically and statistically (wherein different starting species result in the same final product), favourable routes are important and lead to different ultimate products. These pathways depend on several factors, such as experimental conditions, stability of intermediates, transition state (TS) energies, as well as the functional groups on the substrate¹².

In the case of short-lived intermediates that evade experimental detection, high-accuracy *ab initio* quantum chemistry methods offer a means to identify the TSs, the reaction paths^{14,15} and describe their behavior^{16,17}. Additionally, *ab initio* modelling allows for the examination of the influence of substitutions on overall reaction outcomes, making it a valuable tool for understanding the reactivity of diverse species and designing selective and efficient reactions¹². Further, when it is challenging to associate experimental spectra of transient species with multiple potential isomers, computational findings provide valuable insights^{18,19}. For modelling low-temperature combustion reactions of small hydrocarbons, coupled cluster singles doubles with perturbative triples approximation, CCSD(T), has yielded highly accurate predictions^{20,21}. For larger molecules, composite wavefunction theories have demonstrated the best computational efficiency for reproducing experimental formation enthalpies of stable species²²⁻²⁷ and for accurate modelling of barrier heights²⁸⁻³⁰. Among different composite wavefunction theories, the Weizmann-1 method (W1)

^{a)} Electronic mail: moskaleval@ufs.ac.za

^{b)} Electronic mail: ramakrishnan@tifrh.res.in

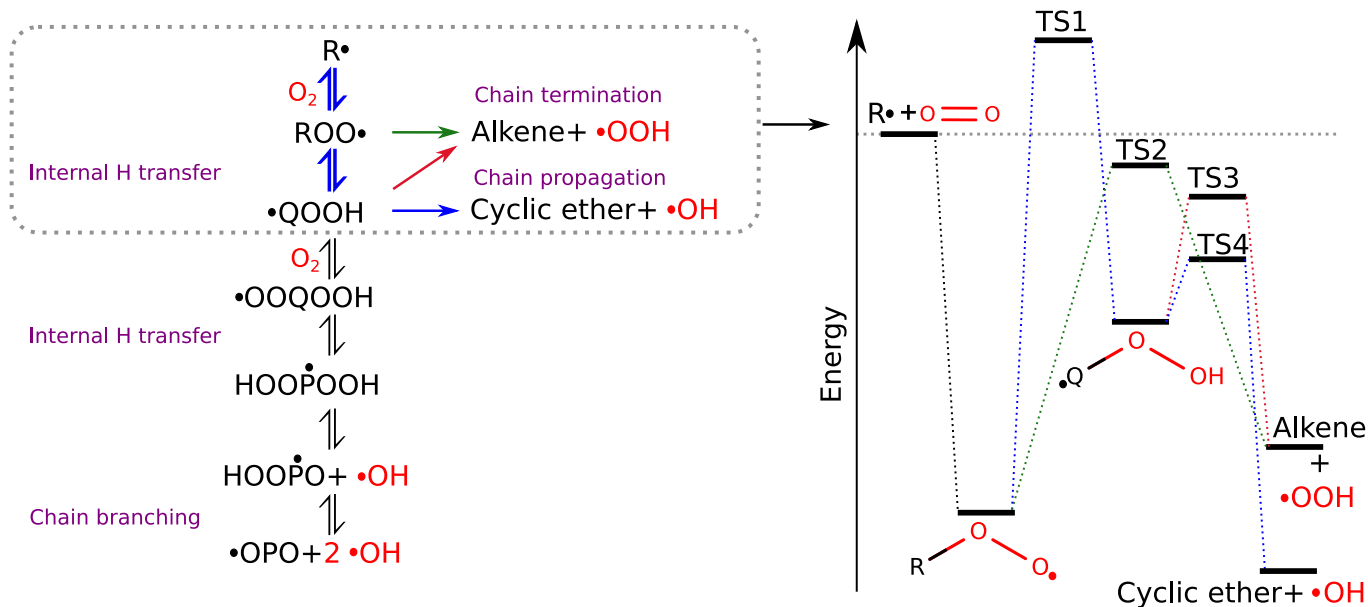


FIG. 1. Schematic representation of the low-temperature hydrocarbon combustion mechanism and the associated reactive intermediates adapted from the work of Zádor *et al.*⁶. The reactions investigated in this study are shown in a box on the left, while their corresponding energy profiles are depicted on the right. Parent hydrocarbons denoted R, Q, or P contain one less C–H bond following the sequence: $R \rightarrow Q \rightarrow P$ ¹³.

has shown “kJ/mol accuracy” when evaluated against extensive test sets of experimental thermochemical data, with mean errors lower than the experimental uncertainty³¹. This approach has been successful in benchmarking barrier heights for non-hydrogen-transfer reactions³², investigating H-atom abstraction between carbon-centered radicals³³, and for studying various reactions^{34–37}. However, the W1 method is extremely computationally expensive and is not practical to use for high-throughput data generation and large-scale screening of reaction networks.

The development of large-scale, data-enhanced, *ab initio*, automated frameworks such as the reaction mechanism generator³⁸ has significantly advanced our understanding of combustion chemistry^{39–42}. Future progress in this direction requires the high-throughput generation of large datasets, which often necessitates identifying efficient theoretical protocols^{43,44}. Despite advances in artificial intelligence-driven molecular design, the ability to design entire reactions and predict quantitatively accurate rate constants remains elusive due to the broad context of the datasets used to train the statistical models^{45–47}. Therefore, carefully planned rational design studies are necessary to bridge this gap and to probe the transferability of chemical effects across molecules^{48,49}.

In this study, we investigate a series of hydrocarbons to explore the impact of stereochemical effects, such as inductive, strain, and resonance, on the thermodynamic and kinetic stability of $\cdot QOOH$. In practically relevant systems, $\cdot QOOH$ is unstable, but it is essential through which pathway it decomposes: $\cdot OH$ or $\cdot OOH$. The former

leads to chain propagation, whereas the latter leads to chain termination. The addition of a second O_2 would lead to chain branching. It is now generally thought that the reactions happening via $\cdot QOOH$ dominate low-temperature chain branching. Hence, the formation and reactions of these $\cdot QOOH$ molecules are central to autoignition chemistry. To this end, we calculate the energy profiles highlighted in FIG. 1 using high-accuracy *ab initio* methods. We apply accurate wavefunction methods and also study the predictive performance of popular density functional theory models and calibrate them to minimize the impact of systematic errors, as well as the effects of spin contamination. We identify the best-performing functionals that could be used in future studies of similar systems. We specifically focus on the pathways for intramolecular H-transfer in $ROO\cdot$ to form $\cdot QOOH$ via 5- and 6-membered TS, providing insights into the influence of steric strain on the activation energy barrier, which further affects the temperature at which autoignition can take place. Furthermore, we explain the impact of stereo-electronic effects on the stability of $\cdot QOOH$ with respect to competing decomposition pathways. Finally, we leverage the insights acquired from model systems as guiding principles to propose novel reactions proceeding via stable $\cdot QOOH$ intermediates. These stable radicals could exhibit an enhanced lifetime, making them suitable for experimental characterization.

The rest of this article is organized as follows: (i) We describe the W1 method’s implementation and other computational details in ‘II. METHODS’. (ii) We apply the W1 method to establish accurate reaction energies and barriers for a benchmark dataset

discussed in ‘III. SELECTION OF HYDROCARBONS’. (iii) In ‘III A. Benchmarks for reaction energies and barriers’, several methods offering various levels of accuracy are identified by benchmarking against the W1 results. (iv) In ‘III B and C’, we apply the best DFT and coupled-cluster variant to probe the transferability of chemical effects influencing the reaction energetics. (v) For the species showing a stronger propensity to form thermodynamically and kinetically stable ·QOOH intermediates (starting from ROO·), we study their corresponding dissociation channels. Finally, we conclude by commenting on the scope of the main results of this article.

II. METHODS

A. W1 calculations

Reaction energies and barriers of the elementary steps in the combustion of the alkanes shown in FIG. 2 were calculated using the W1 method⁵⁰. All energies are quantified using the zero-Kelvin internal energy, U_0 , which is the sum of the total electronic energy, E_{ele} , and the zero-point vibrational energy (ZPVE):

$$U_0 = E_{\text{ele}} + \text{ZPVE}. \quad (1)$$

For calculating the ZPVE of TS, the imaginary mode is ignored^{51,52}. In the original implementation of the W1 method, the main ingredient of E_{ele} is the Hartree–Fock (HF) limit, which for open-shell systems is determined in a spin-unrestricted fashion (*i.e.* UHF). For an open-shell system, the electronic energy at the W1 level, $E_{\text{ele}}^{\text{W1}}$, is defined as

$$E_{\text{elec}}^{\text{W1}} = E_{\text{UHF}} + \Delta E_{\text{CCSD}} + \Delta E_{\text{T}} + \Delta E_{\text{CV,Rel}} \quad (2)$$

The individual terms are:

(i) Complete-basis set (CBS) limit of spin-unrestricted Hartree–Fock (UHF) energy estimated as

$$E_{\text{UHF}} = E_{\text{UHF/AVQZ}} + \frac{(E_{\text{UHF/AVQZ}} - E_{\text{UHF/AVTZ}})^2}{(4/3)^5 - 1} \quad (3)$$

(ii) Basis set extrapolated valence-electron correlation energy calculated at the coupled-cluster with singles and doubles (CCSD) level with the frozen-core (FC) approximation

$$\Delta E_{\text{CCSD}} = \Delta E_{\text{CCSD/AVQZ}} + \frac{\Delta E_{\text{CCSD/AVQZ}} - \Delta E_{\text{CCSD/AVTZ}}}{(4/3)^{3.22} - 1}, \quad (4)$$

where Δ signifies that the correlation energy is obtained after subtracting the HF energy from the CCSD total

energy for a given basis set.

(iii) Basis set extrapolated post-CCSD correlation energy determined using FC-CCSD with perturbative triples correction, CCSD(T),

$$\Delta E_{\text{T}} = \Delta E_{\text{T/AVTZ}} + \frac{\Delta E_{\text{T/AVTZ}} - \Delta E_{\text{T/AVDZ}}}{(3/2)^{3.22} - 1}, \quad (5)$$

where $\Delta E_{\text{T}} = \Delta E_{\text{CCSD(T)}} - \Delta E_{\text{CCSD}}$ with the corresponding basis set.

(iv) Higher-order effects such as core-valence (CV) correlation effects and relativistic corrections (Rel) (collectively referred to as $E_{\text{CV,Rel}}$).

$$E_{\text{CV,Rel}} = E_{\text{CCSD(T,Full)/MTsmall/DKH}} - E_{\text{CCSD(T,FC)/MTsmall}} \quad (6)$$

In the above equations, the basis set AVXZ (X=D, T, or Q) is cc-pVXZ for H and aug-cc-pVXZ for C and O, DKH is Douglas-Kroll-Hess scalar relativistic approximation⁵³, MTsmall (Martin-Taylor)⁵⁰ basis set is the uncontracted cc-pVTZ basis set with additional two tight *d* and an *f* functions.

Since UHF calculations are susceptible to spin contamination, a parametric correction is applied to obtain the final spin-corrected energy. We denote internal energy determined at this level as U_0^{W1sc} , where ‘sc’ denotes spin correction. The expression for U_0^{W1sc} is given by:

$$U_0^{\text{W1sc}} = U_0^{\text{W1,UHF}} + \Delta E^{\text{spin}}, \quad (7)$$

where the spin correction term is defined as⁵⁴:

$$\Delta E^{\text{spin}} = -6.28mE_h \times \Delta \langle S^2 \rangle_{\text{UHF}}. \quad (8)$$

We also determined W1 energetics by calculating the basis set correction using the restricted open-shell HF (ROHF) limit, which does not require a spin correction. The internal energy determined at this level is denoted as U_0^{W1} . For the free-radical species involved in the combustion of ethane and isopropane, we calculated U_0^{W1sc} and U_0^{W1} using Gaussian-16 suite of programs⁵⁵ and Molpro respectively. U_0^{W1} in Molpro⁵⁶ was calculated by the procedure described in the preceding paragraph using a script. For all species involved in the combustion of ethane and isopropane, we found U_0^{W1} to show excellent agreement with U_0^{W1sc} as shown in TABLE I. All the individual deviations lie in the small range: 0.0–0.31 kcal/mol. For hydrocarbons with > 3 C atoms, since adding O₂ increases the number of heavy atoms further, we found W1sc calculations to be computationally intractable. Since the W1 calculations performed with Molpro offer excellent computational memory management, we use U_0^{W1} for systems shown in FIG. 2.

TABLE I. Comparison of relative internal energies, ΔU_0 obtained using W1 and W1sc methods for the species shown in FIG. 1 based on ethane and isopropane parent hydrocarbons. All values are reported after subtracting the energy of $R\cdot + O_2$, and are in kcal/mol.

| Reaction | RH = ethane | | | RH = isopropane | | |
|------------------------------|-------------|--------|----------|-----------------|--------|----------|
| | W1 | W1sc | Δ | W1 | W1sc | Δ |
| ROO \cdot | -32.82 | -32.66 | -0.16 | -34.58 | -34.5 | -0.08 |
| \cdot QOOH | -16.20 | -15.89 | -0.31 | -17.42 | -17.33 | -0.09 |
| <i>cy</i> -ether+ \cdot OH | -32.58 | -32.47 | -0.11 | -34.79 | -34.69 | -0.10 |
| alkene+ \cdot OOH | -13.29 | -13.19 | -0.10 | -13.28 | -13.19 | -0.09 |
| TS1 | 4.05 | 4.14 | -0.09 | 1.63 | 1.72 | -0.09 |
| TS2 | -1.44 | -1.44 | 0.00 | -3.42 | -3.43 | 0.01 |
| TS3 | 0.44 | 0.40 | 0.04 | -1.09 | -1.14 | 0.05 |
| TS4 | -1.52 | -1.82 | 0.30 | -4.74 | -4.99 | 0.25 |

With W1 as the reference method, we evaluate the accuracy of the reaction energetics obtained with the composite wave function theories (cWFTs): G4⁵⁷, G4(MP2)⁵⁸, and CBS-QB3⁵⁹. Furthermore, we benchmark the performance of 16 density functional approximations (DFAs) of varying rigour, namely,

- hybrid generalized gradient approximation (hGGA): M05-2X⁶⁰, M06-2X⁶¹, MN12-L⁶², MN15-L⁶³, B3LYP^{64,65}
- range-separated hybrid functionals (RSH): ω B97M-V⁶⁶, ω B97X-D⁶⁷
- double hybrid DFAs: ω B97X-2⁶⁸, B2PLYP⁶⁹, B2PLYPD⁷⁰, B2PLYPD3⁷¹, mPW2PLYP⁷², mPW2PLYPD⁷⁰, PBE0DH⁷³, PBEQIDH⁷⁴, DSDPBEP86⁷⁵.

Two DFAs, ω B97X-2 and ω B97M-V, are benchmarked with the Resolution of Identity (RI) approximation. These are referred to as RI- ω B97X-2 and RI- ω B97M-V in the text. For DFAs, single-point energies were calculated using the aug-cc-pVQZ basis set. In addition, we also consider CCSD(T)-F12a⁷⁶ in combination with the VDZ-F12 basis set, which has been extensively used to study species involved in low-temperature combustion^{20,77-79}. The F12 method is an explicitly correlated version of the canonical CCSD(T) method involving a factor that depends on the explicit two-electron distance, r_{12} .

B. Computational details

For all molecules considered in this work, we generated initial structures by starting with the simplified molecular input line entry system (SMILES)⁸⁰ representations, which were converted to three-dimensional structures and relaxed with the universal force field (UFF)⁸¹ using the program OpenBabel⁸². In the present study, we aim to evaluate the performance of various ab initio methods and

explore the transferability of chemical trends across different molecules; hence, we do not examine the role of stereoisomers in combustion chemistry. However, diastereomers of similar thermodynamic stability can result in reaction paths of different kinetic natures influencing the modelling of reaction rates^{83,84}. The geometries of all molecular species considered in this study were optimized using the hybrid-DFT method, B3LYP⁶⁴ along with the basis set, cc-pVTZ+d⁸⁵ because this combination is employed in the W1 thermochemistry method. We performed initial searches for the TS structures using the Berny algorithm⁸⁶ (using the keyword `opt(ts,calcall)`) with the B3LYP method and a small basis set 6-31G. This approach converged towards stationary structures with one imaginary frequency for systems studied in this work. However, when subsequently optimized with the Berny algorithm at the B3LYP/cc-pVTZ+d level, some of these structures exhibited convergence failure. In such cases, we used the B3LYP/6-31G structures as the initial guess and located the TS using the synchronous transit-guided quasi-Newton (STQN) approach⁸⁷ through keyword `opt=QST3`. Following geometry optimizations, harmonic vibrational frequency analyses were performed to ascertain the dynamic character of the minima and TS on the potential energy landscape. All TS structures were subsequently verified through intrinsic reaction coordinate (IRC) calculations⁸⁸.

In all geometry relaxations, force constant matrices were calculated for eigenvector-following through the keywords `calcfc` or `calcall`. In cases where calculations failed to converge, integration grids were improved from `ultrafine` to `superfine` settings to achieve convergence. The ZPVE determined using the B3LYP/cc-pVTZ+d level used harmonic frequencies scaled by 0.985⁵⁰, while G4, G4(MP2), and CBSQB3 methods employed scaling factors optimized for the respective models. All geometry optimizations, harmonic frequency calculations, DFA calculations, barring ω B97M-V and ω B97X-2, and G4, G4(MP2), CBS-QB3, and W1sc calculations were performed using Gaussian-16. ω B97M-V and ω B97X-2 calculations were done using ORCA program⁸⁹. For RI- ω B97M-V and RI- ω B97X-2, RIJK keyword was used, where RI is used for both the Coulomb integrals and HF Exchange integrals. CCSD(T)-F12a/cc-pVDZ-F12 and W1 calculations based on the ROHF limit were performed using Molpro.

C. Dressed-atom corrections for systematic errors in DFAs

DFAs provide an inexpensive alternative to model reaction enthalpies. However, they suffer from systematic errors that grow with system size. A popular empirical method to address this error is the ‘dressed-atom correction scheme’^{27,90,91}. This scheme has been used to correct formation enthalpies with experimental results as the reference. In our implementation, we target the

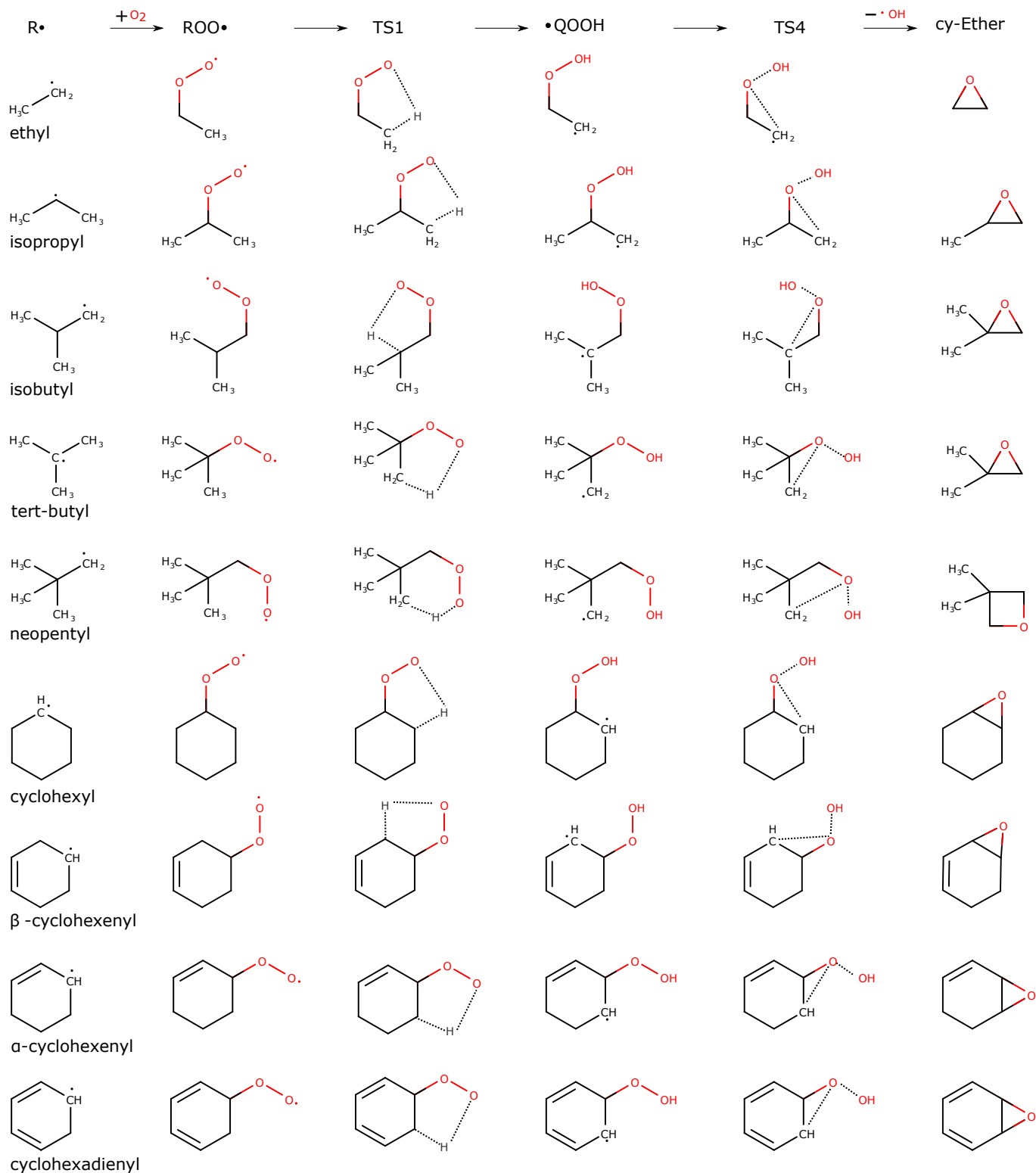


FIG. 2. Steps and species involved in RH combustion of various $R\cdot$ systems considered in this study. The species are classified at the top in terms of their role in the general reaction mechanism. For all systems, complete reactions that also include TS2 and TS3 are shown in the SI.

relative energy of the reaction ($R\cdot + O_2 \rightarrow P$), where P may be a radical or TS discussed in FIG. 2. We model this relative energy as ΔU , and using W1 reaction values as our reference, we correct DFA reaction energies as follows

$$\Delta U_0^{W1} = \Delta U_0^{DFA} + \sum_i c_i n_i \quad (9)$$

Here, n_i is the number of atoms of an element in P , and c_i is the correction for atom type- i . Eq. 9 was solved separately for the four energy minimum species ($ROO\cdot$, $\cdot QOOH$), cy -ether+ $\cdot OH$ and Alkene+ $\cdot OOH$ and the four transition states (TS1, TS2, TS3 and TS4). We obtained eight c_i of the i -th atom type for each DFA that we averaged over all the species. The H, C, and O corrections for all the DFA methods benchmarked in this study are presented in TABLE II.

It is important to note that across a potential energy surface, the dressed atom corrections determined for energies with respect to $R\cdot + O_2$, is a constant shift. Hence, these empirical corrections improve the relative energies of all species uniformly. In contrast, the dressed atom corrections cancel out for reaction energies determined with respect to another configuration on the potential energy surface.

TABLE II. Dressed-atom corrections for DFAs methods considered in this study

| Functional | H | C | O |
|---------------------|--------|--------|--------|
| M052X | 0.319 | -0.570 | -1.435 |
| M062X | -0.049 | 0.063 | -0.871 |
| MN12L | 0.151 | -0.138 | 2.584 |
| MN15L | -0.146 | 0.363 | -0.390 |
| ω B97M-V | 0.304 | -0.431 | -0.758 |
| RI- ω B97M-V | 0.304 | -0.431 | -0.758 |
| ω B97XD | 0.196 | -0.241 | -3.049 |
| ω B97X-2 | -0.258 | 0.488 | -2.081 |
| RI- ω B97X-2 | -0.258 | 0.488 | -2.081 |
| B3LYP | 0.016 | -0.060 | -2.257 |
| B2PLYP | -0.161 | 0.290 | -2.175 |
| B2PLYPD | -0.129 | 0.284 | -1.891 |
| B2PLYPD3 | -0.149 | 0.318 | -1.888 |
| mPW2PLYP | -0.116 | 0.198 | -2.087 |
| mPW2PLYPD | -0.093 | 0.193 | -1.881 |
| PBE0DH | 0.152 | -0.146 | -3.269 |
| PBEQIDH | -0.073 | 0.223 | -2.922 |
| DSDPBEP86 | -0.349 | 0.641 | -0.844 |

III. SELECTION OF HYDROCARBONS

The $R\cdot$ species considered include ethyl ($\cdot CH_2CH_3$)^{16,92-95}, isopropyl ($\cdot CH(CH_3)_2$)⁹², isobutyl ($\cdot CH_2C(CH_3)_2$)¹⁷, tert-butyl ($\cdot C(CH_3)_3$)^{14,96}, neopentyl ($\cdot CH_2C(CH_3)_3$)⁹⁷, cyclohexyl ($\cdot C_6H_{11}$)^{98,99}, cyclohexenyl ($\cdot C_6H_9$)¹⁰⁰, and cyclohexadienyl ($\cdot C_6H_7$)¹⁰¹ (see FIG. 2 for more information). We selected these

systems to explore the impact of resonance and inductive effects on the stability of the various $\cdot QOOH$ species. Additionally, these systems encompass a wide range of structural features, including 3-/4-membered cyclic ethers and 5-/6-membered TSs that exhibit varying degrees of steric strain.

The $ROO\cdot$ oxygen radical centre can abstract hydrogen from various carbon atoms within the molecule, leading to the formation of α -, β -, γ -, and δ - $\cdot QOOH$ ¹⁰². Consequently, a wide range of reaction paths are available for investigation. We do not aim to cover all possible reaction paths. So, we consistently selected one of the several possibilities to compare the same reaction step in the networks of different parent hydrocarbons. We focused on the pathway involving β - $\cdot QOOH$ for two main reasons: (1) Hydrocarbon radicals, such as ethyl, isopropyl, and tert-butyl, possess only β -carbon for hydrogen abstraction. (2) Due to the high computational cost of the W1 method, we selected a single pathway to reduce the number of species involved. In the case of R =neopentyl, the β -carbon of $ROO\cdot$ lacks an H atom for abstraction. Therefore, we selected the γ - $\cdot QOOH$ pathway proceeding via a 6-membered TS for neopentyl. Furthermore, in the case of neopentyl and cyclohexadienyl, the co-product of $\cdot OOH$ forming via TS2 and TS3 are dimethylcyclopropane and benzene, respectively.

For the aforesaid systems, the accuracy of various DFAs, composite methods, and CCSD(T)-F12a/cc-pVDZ-F12 are compared against reference values obtained using the W1 method. To validate the transferability of stereochemical effects on new reactions, we have also studied isopentyl ($\cdot CH_2CH_2CH(CH_3)_2$), cyclohexadienylmethyl ($\cdot CH_2C_6H_7$), cyclohexadienylethyl ($\cdot CH_2CH_2C_6H_7$), cycloheptadienyl ($\cdot C_7H_9$), and cycloheptadienylmethyl ($\cdot CH_2C_7H_9$, $\cdot C_7H_8(CH_3)$) radicals. These ‘validation systems’ are slightly larger compared to the model systems shown in FIG. 1, and are modeled at the CCSD(T)-F12a/cc-pVDZ-F12 level.

IV. RESULTS AND DISCUSSIONS

In the low-temperature combustion paradigm, the $\cdot QOOH$ s are experimentally elusive because of two reasons: (i) They are usually less stable than their precursor $ROO\cdot$, and (ii) They have fast decomposition rates. Nevertheless, Savee *et al.* detected a $\cdot QOOH$ intermediate in 2015 through prudent molecular design⁸. In this section, we discuss some molecular structural factors that affect the stability of $\cdot QOOH$ and apply this knowledge as design principles to identify reactions featuring potentially long-lived $\cdot QOOH$ species. Furthermore, we evaluate a range of popular density functionals and composite wavefunction-based methods with respect to their performance on the test reaction set.

TABLE III. Relative internal energies, ΔU_0^{W1} of selected species involved in the low-temperature hydrocarbon shown in FIG. 2. R1, R2, R3, and R4 stand for $\text{ROO}\cdot$, $\cdot\text{QOOH}$, $\text{cy-ether}+\cdot\text{OH}$, and $\text{Alkene}+\cdot\text{OOH}$, respectively. ΔU_0 is reported as $U_0(\text{species})-U_0(\text{R}+\text{O}_2)$. All values are in kcal/mol.

| Species | ethyl | <i>i</i> -propyl | <i>i</i> -butyl | <i>t</i> -butyl | <i>neo</i> -pentyl | <i>cy</i> -hexyl | α - <i>cy</i> -hexenyl | <i>cy</i> -hexadienyl |
|---------|--------|------------------|-----------------|-----------------|--------------------|------------------|-------------------------------|-----------------------|
| R1 | -32.82 | -34.58 | -33.66 | -35.65 | -33.73 | -35.45 | -19.63 | -11.13 |
| R2 | -16.20 | -17.42 | -22.52 | -17.92 | -17.18 | -20.66 | -5.37 | -18.88 |
| R3 | -32.58 | -34.79 | -41.78 | -36.57 | -36.73 | -38.88 | -21.12 | -18.88 |
| R4 | -13.29 | -13.28 | -18.76 | -13.55 | -9.63 | -15.92 | -2.58 | -27.01 |
| TS1 | 4.05 | 1.63 | -3.29 | 0.68 | -9.01 | 1.72 | 13.53 | 17.05 |
| TS2 | -1.44 | -3.42 | -2.02 | -5.36 | 33.16 | -3.12 | 9.56 | 0.93 |
| TS3 | 0.44 | -1.09 | -7.59 | -1.40 | 32.62 | -4.52 | 8.75 | -9.38 |
| TS4 | -1.52 | -4.74 | -11.99 | -6.74 | 0.71 | -8.55 | 7.29 | 3.67 |

A. Benchmarks for reaction energies and barriers

We determined the zero-point corrected total energy, also known as the zero-Kelvin internal energy, U_0 for all the species encountered in the reaction scheme (FIG. 1) for acyclic and alicyclic hydrocarbons at the W1 level. Since energy differences are chemically more relevant than absolute total energies, we compare the relative energies, ΔU_0 , by subtracting the energy of the reactant $\text{R}\cdot + \text{O}_2$ as presented in TABLE III. W1 provides exceptional accuracy when predicting energetics but is prohibitively expensive with increasing system size. The heavy computational requirement of W1 warrants the search for a computationally less-intensive method with minimal compromise in accuracy. To this extent, we provide consolidated tabulations of mean absolute deviations (MADs) with respect to the W1 predictions of reaction energies and barrier heights for all the species studied in this work (see FIG. 2) for 16 DFAs, three cWFTs, and CCSD(T)-F12a/cc-pVDZ-F12 in TABLE IV. CCSD(T)-F12a/cc-pVDZ-F12 performs best among all the methods studied here. MAD for minimum energy species and transition states are 0.23 kcal/mol and 0.22 kcal/mol, respectively. The overall MAD is 0.23 kcal/mol. This observation corroborates the extensive use of CCSD(T)-F12a/cc-pVDZ-F12 in the studies of combustion reactions by others^{20,77-79}. The performance of other methods is described below in detail.

Minimum energy species: B2PLYPD3 gives the lowest MAD (0.37 kcal/mol) for $\text{ROO}\cdot$, closely followed by B2PLYP (0.41 kcal/mol). RI- ω B97M-V yields the lowest MAD (0.51 kcal/mol) for $\cdot\text{QOOH}$ followed by ω B97M-V (0.56 kcal/mol). For $\text{cy-ether}+\cdot\text{OH}$, ω B97M-V and RI- ω B97M-V give comparably lower MADs of 0.26 kcal/mol and 0.27 kcal/mol, respectively. For $\text{alkene}+\cdot\text{OOH}$, CBSQB3 offers the lowest MAD of 0.28 kcal/mol, followed by mPW2PLYPD (0.49 kcal/mol).

Transition states: For the barrier along $\text{ROO}\cdot \xrightarrow{\text{TS1}} \cdot\text{QOOH}$, ω B97M-V, RI- ω B97M-V, and B2PLYPD give comparable errors of 0.42, 0.41, and 0.42 kcal/mol, respectively. For the TS along $\text{ROO}\cdot \xrightarrow{\text{TS2}} \text{alkene}+\cdot\text{OOH}$, M062X gives the lowest error of 0.93 kcal/mol,

followed by MN15L (1.20 kcal/mol) and MN12L (1.21 kcal/mol). For studying $\cdot\text{QOOH} \xrightarrow{\text{TS3}} \text{alkene}+\cdot\text{OOH}$, G4 delivers the best performance with a MAD of 0.31 kcal/mol, closely followed by RI- ω B97M-V (0.35 kcal/mol), ω B97M-V (0.37 kcal/mol) and mPW2PLYPD (0.37 kcal/mol). For the barrier in $\cdot\text{QOOH} \xrightarrow{\text{TS4}} \text{cy-ether}+\cdot\text{OH}$, G4(MP2) gives the lowest error of 0.69 kcal/mol, followed by MN15L (0.98 kcal/mol).

Overall accuracy: For relative energies of minimum energy species, the double-hybrid DFT method, mPW2PLYPD, yields the least MAD (0.74 kcal/mol), closely followed by the same method without dispersion correction (0.81 kcal/mol). However, without dressed atom corrections, mPW2PLYPD has an MAD of 3.70 kcal/mol, indicating that the MP2-level correlation energy contribution in this double-hybrid method largely addresses the non-systematic error in stable molecules; empirical corrections can correct the remaining systematic error. For the final TS, G4 has the least MAD (0.87 kcal/mol), followed by MN15L (0.92 kcal/mol). A recent study on four intramolecular H-shift reactions of peroxy radicals also found MN15L and MN12L to perform better compared to other DFT methods⁷⁷. However, in our study, MN12L shows a large MAD of about 6 kcal/mol without dressed-atom corrections. For an overall performance considering both the reaction energies and reaction barriers, G4 has the lowest error of 0.88 kcal/mol among cWFTs. Among DFAs, ω B97M-V and RI- ω B97M-V deliver the least errors: 1.05 kcal/mol and 1.04 kcal/mol, respectively. Notably, ω B97M-V has also been found to perform remarkably well for other datasets¹⁰³⁻¹⁰⁵.

However, while discussing the energy difference between two species, i.e. reaction energies or barrier height, one should note that sometimes these methods overestimate one species and underestimate another, making the absolute energy difference between both species higher than expected. For example, as shown in TABLE S1 and TABLE S2 of the SI, G4 tends to overestimate the energy of $\text{ROO}\cdot$ (with respect to the starting species, $\text{R}\cdot + \text{O}_2$) and underestimate the energy of TS4. Similarly, RI- ω B97M-V slightly overestimates $\text{ROO}\cdot$ but severely underestimates TS4. So the energy

TABLE IV. Mean absolute deviation (MAD) for relative internal energy (ΔU_0) of various species with respect to $R\cdot + O_2$ determined at different levels of *ab initio* methods. For DFAs, MADs are reported after ΔU_0 were corrected for systematic errors (denoted *c*) and for uncorrected values (denoted *u*). MADs are reported for four minima: R1–R4, transition states TS1–TS4, and molecules defined in TABLE III. R (all) represents mean of MADs for all minima and TS (all) represents mean of MADs for all reaction barriers. Values in the parentheses denote standard deviations. ‘All’ represents the overall mean of MADs for reaction energies and reaction barriers combined. All values are in kcal/mol and in the last three columns, MADs lower than 1 kcal/mol are in bold.

| Functional | <i>u/c</i> | R1 | R2 | R3 | R4 | TS1 | TS2 | TS3 | TS4 | R (all) | TS (all) | All |
|---------------------|------------|------|------|------|------|------|------|------|-------|--------------------|--------------------|--------------------|
| M052X | <i>c</i> | 1.58 | 0.54 | 1.71 | 0.73 | 0.82 | 1.38 | 0.43 | 3.53 | 1.14 (0.94) | 1.54 (2.13) | 1.34 (1.92) |
| M052X | <i>u</i> | 1.15 | 2.32 | 1.01 | 2.45 | 1.90 | 4.07 | 2.63 | 6.25 | 1.74 (0.95) | 3.71 (2.30) | 2.72 (2.02) |
| M062X | <i>c</i> | 1.66 | 1.32 | 2.34 | 0.85 | 0.50 | 0.93 | 0.85 | 4.17 | 1.54 (1.07) | 1.61 (1.74) | 1.58 (2.02) |
| M062X | <i>u</i> | 0.32 | 0.68 | 0.74 | 1.83 | 1.67 | 2.72 | 2.72 | 6.04 | 0.89 (1.07) | 3.29 (1.74) | 2.09 (2.02) |
| MN12L | <i>c</i> | 2.53 | 1.44 | 1.42 | 1.44 | 1.53 | 1.21 | 1.01 | 1.43 | 1.71 (2.11) | 1.30 (1.59) | 1.50 (1.87) |
| MN12L | <i>u</i> | 3.28 | 6.07 | 6.96 | 7.14 | 5.88 | 4.89 | 6.29 | 6.10 | 5.86 (2.15) | 5.79 (1.57) | 5.83 (1.88) |
| MN15L | <i>c</i> | 1.47 | 0.89 | 1.36 | 2.27 | 1.05 | 1.20 | 0.46 | 0.98 | 1.50 (1.66) | 0.92 (1.24) | 1.21 (1.59) |
| MN15L | <i>u</i> | 1.86 | 0.92 | 1.12 | 2.51 | 1.10 | 1.45 | 0.64 | 1.05 | 1.60 (1.61) | 1.06 (1.41) | 1.33 (1.64) |
| ω B97M-V | <i>c</i> | 1.76 | 0.56 | 0.26 | 0.97 | 0.42 | 1.38 | 0.37 | 2.72 | 0.88 (1.01) | 1.22 (1.65) | 1.05 (1.48) |
| ω B97M-V | <i>u</i> | 0.90 | 1.18 | 1.03 | 0.52 | 0.65 | 1.24 | 0.83 | 3.56 | 0.91 (1.04) | 1.57 (1.78) | 1.24 (1.56) |
| RI- ω B97M-V | <i>c</i> | 1.79 | 0.51 | 0.27 | 0.90 | 0.41 | 1.37 | 0.35 | 2.71 | 0.87 (1.00) | 1.21 (1.63) | 1.04 (1.46) |
| RI- ω B97M-V | <i>u</i> | 0.91 | 1.15 | 1.12 | 0.54 | 0.65 | 1.23 | 0.85 | 3.59 | 0.93 (1.04) | 1.58 (1.75) | 1.25 (1.54) |
| ω B97XD | <i>c</i> | 1.77 | 1.49 | 0.93 | 1.24 | 0.95 | 2.55 | 0.74 | 3.15 | 1.36 (1.64) | 1.85 (2.26) | 1.60 (1.99) |
| ω B97XD | <i>u</i> | 3.77 | 6.85 | 6.35 | 4.29 | 5.40 | 2.97 | 5.90 | 8.67 | 5.31 (1.68) | 5.73 (2.27) | 5.52 (2.01) |
| ω B97X-2 | <i>c</i> | 1.83 | 1.17 | 1.03 | 1.01 | 1.33 | 3.22 | 1.01 | 7.09 | 1.26 (1.11) | 3.16 (3.85) | 2.21 (3.04) |
| ω B97X-2 | <i>u</i> | 2.39 | 3.02 | 3.14 | 3.99 | 3.22 | 1.33 | 5.12 | 11.21 | 3.14 (1.46) | 5.22 (3.81) | 4.18 (3.09) |
| RI- ω B97X-2 | <i>c</i> | 1.85 | 1.17 | 1.02 | 1.01 | 1.34 | 3.22 | 1.02 | 7.08 | 1.26 (1.11) | 3.17 (3.85) | 2.22 (3.04) |
| RI- ω B97X-2 | <i>u</i> | 2.40 | 3.07 | 3.17 | 4.04 | 3.25 | 1.35 | 5.18 | 11.24 | 3.17 (1.46) | 5.26 (3.81) | 4.21 (3.09) |
| B3LYP | <i>c</i> | 1.58 | 3.14 | 3.42 | 2.52 | 1.26 | 4.44 | 2.17 | 1.22 | 2.67 (2.60) | 2.27 (2.53) | 2.47 (2.92) |
| B3LYP | <i>u</i> | 6.20 | 7.78 | 8.07 | 2.13 | 7.16 | 1.18 | 2.53 | 4.69 | 6.05 (2.60) | 3.50 (2.53) | 4.77 (2.92) |
| B2PLYP | <i>c</i> | 0.41 | 1.40 | 0.89 | 1.75 | 0.69 | 3.99 | 0.64 | 3.31 | 1.11 (1.36) | 2.16 (2.70) | 1.63 (2.15) |
| B2PLYP | <i>u</i> | 4.52 | 5.83 | 5.30 | 2.70 | 4.98 | 0.72 | 3.89 | 7.72 | 4.59 (1.43) | 4.33 (2.71) | 4.46 (2.17) |
| B2PLYPD | <i>c</i> | 0.59 | 1.15 | 1.60 | 0.45 | 0.42 | 4.44 | 0.65 | 3.21 | 0.95 (1.09) | 2.18 (2.77) | 1.56 (2.15) |
| B2PLYPD | <i>u</i> | 3.03 | 4.78 | 5.21 | 3.24 | 3.68 | 0.83 | 2.96 | 6.81 | 4.07 (1.16) | 3.57 (2.77) | 3.82 (2.18) |
| B2PLYPD3 | <i>c</i> | 0.37 | 1.18 | 1.62 | 0.75 | 0.53 | 4.42 | 0.78 | 3.16 | 0.98 (1.14) | 2.22 (2.77) | 1.60 (2.17) |
| B2PLYPD3 | <i>u</i> | 3.42 | 4.81 | 5.23 | 2.87 | 3.83 | 0.81 | 2.83 | 6.77 | 4.08 (1.22) | 3.56 (2.78) | 3.82 (2.20) |
| mPW2PLYP | <i>c</i> | 0.62 | 0.87 | 0.36 | 1.38 | 0.71 | 2.70 | 0.42 | 3.17 | 0.81 (1.04) | 1.75 (2.21) | 1.28 (1.74) |
| mPW2PLYP | <i>u</i> | 3.76 | 5.07 | 4.56 | 2.89 | 4.91 | 1.57 | 3.99 | 7.44 | 4.07 (1.09) | 4.48 (2.21) | 4.27 (1.75) |
| mPW2PLYPD | <i>c</i> | 1.02 | 0.65 | 0.81 | 0.49 | 0.49 | 3.03 | 0.37 | 3.09 | 0.74 (0.92) | 1.75 (2.25) | 1.24 (1.72) |
| mPW2PLYPD | <i>u</i> | 2.68 | 4.31 | 4.49 | 3.31 | 3.96 | 0.82 | 3.32 | 6.78 | 3.70 (0.97) | 3.72 (2.25) | 3.71 (1.73) |
| PBE0DH | <i>c</i> | 1.60 | 0.71 | 2.10 | 1.50 | 1.05 | 1.45 | 1.80 | 3.37 | 1.48 (1.51) | 1.92 (2.08) | 1.70 (2.04) |
| PBE0DH | <i>u</i> | 4.32 | 6.14 | 3.80 | 5.74 | 5.08 | 5.22 | 7.71 | 9.28 | 5.00 (1.52) | 6.82 (2.10) | 5.91 (2.05) |
| PBEQIDH | <i>c</i> | 2.17 | 1.14 | 3.94 | 1.61 | 0.95 | 1.35 | 2.81 | 6.31 | 2.22 (1.77) | 2.85 (3.06) | 2.53 (3.12) |
| PBEQIDH | <i>u</i> | 3.31 | 4.35 | 1.59 | 5.23 | 4.52 | 4.79 | 8.27 | 11.77 | 3.62 (1.83) | 7.34 (3.04) | 5.48 (3.13) |
| DSDPBEP86 | <i>c</i> | 1.60 | 1.58 | 2.04 | 0.91 | 1.24 | 2.52 | 1.55 | 7.48 | 1.53 (1.08) | 3.20 (3.85) | 2.36 (3.16) |
| DSDPBEP86 | <i>u</i> | 1.17 | 0.65 | 1.01 | 2.09 | 1.08 | 0.75 | 3.32 | 9.25 | 1.23 (1.51) | 3.60 (3.83) | 2.41 (3.23) |
| G4 | | 1.33 | 0.98 | 0.42 | 0.86 | 0.79 | 1.34 | 0.31 | 1.04 | 0.90 (1.01) | 0.87 (1.27) | 0.88 (1.17) |
| G4(MP2) | | 2.33 | 1.77 | 0.67 | 0.72 | 1.42 | 1.84 | 0.53 | 0.69 | 1.37 (1.26) | 1.12 (1.35) | 1.25 (1.34) |
| CBSQB3 | | 1.48 | 1.46 | 0.63 | 0.28 | 2.83 | 1.95 | 2.00 | 2.09 | 0.96 (0.81) | 2.22 (1.13) | 1.59 (1.14) |
| CCSD(T)-F12a | | 0.18 | 0.15 | 0.12 | 0.49 | 0.21 | 0.25 | 0.13 | 0.30 | 0.23(0.27) | 0.22(0.25) | 0.23(0.31) |

difference between ROO \cdot and TS4 (i.e. $\Delta U_{\text{ROO}} - \Delta U_{\text{TS4}}$) for these two methods is much higher than the $\Delta U_{\text{ROO}} - \Delta U_{\text{TS4}}$ calculated by W1 method. In the same TABLE S1, we can see that the error of CCSD(T)-F12a/cc-pVDZ-F12 is consistently small for all systems and does not seem to grow with the system size. Hence, CCSD(T)-F12a/cc-pVDZ-F12 emerges as the reliable method to study these reactions, even for larger systems. The deviations with respect to the W1 values of individual reaction species and barriers for all the benchmark systems are shown in FIG. S1 of the SI.

Since we found hybrid and double-hybrid DFAs to show inconsistent performances across species, we illustrate the spread in their predictions along the entire reaction path for $R\cdot = \text{ethyl}$ in FIG. 3. The energies of minima and TSs are connected by a smooth line for simplification. The black line represents the energy from W1, and the red points are the energy calculated by DFAs with dressed-atom corrections. We note that without dressed-atom corrections, we obtained a more considerable uncertainty across DFAs in determining the barrier heights as shown by Plata and Singleton for the

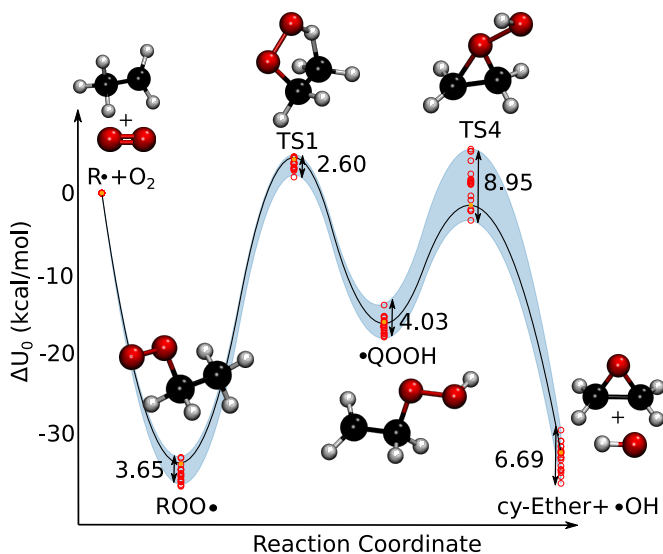


FIG. 3. The variation in energy from DFAs and cWFTs for different reaction species and barriers with respect to W1 for $R \cdot =$ ethyl. The black line indicates an interpolated potential energy profile at the W1 level while the red points correspond to the energies calculated with the DFAs including dressed-atom corrections. The range of energies spanned by DFAs at each minimum and maximum are also given in kcal/mol.

Morita-Bayliss-Hillman reaction¹⁰⁶. The range of spread for different species varies from 2.60–8.95 kcal/mol, with predictions from some of the DFAs lying close to the reference, W1. Without dressed-atom corrections, the range of spread in DFT methods increases to 9.27–17.72 kcal/mol, indicating the effect systematic errors can have in DFT modeling, hence shedding light on the importance of empirical calibration of DFT predictions.

From the results presented above, we draw the following conclusions regarding the scope of applicability of various methods considered in this study.

1. CCSD(T)-F12a/cc-pVDZ-F12a offer an excellent compromise between the speed and accuracy deviating from the reference theory W1 by less than 0.23 kcal/mol. W1, in turn, is known to reach kJ/mol accuracy for datasets with experimental thermochemical energetics. For hydrocarbons with > 6 C atoms, we found CCSD(T)-F12a/cc-pVDZ-F12 to require more random access memory (RAM) with longer computer run time.
2. For larger systems, for which CCSD(T)-F12a/cc-pVDZ-F12 is not affordable, G4 is the option as it delivers MADs < 1 kcal/mol for reaction energies and barriers considered in this benchmark analysis. The individual steps involving CCSD(T) and HF/CBS can become the primary computational bottlenecks for hydrocarbons with about a dozen main group atoms.

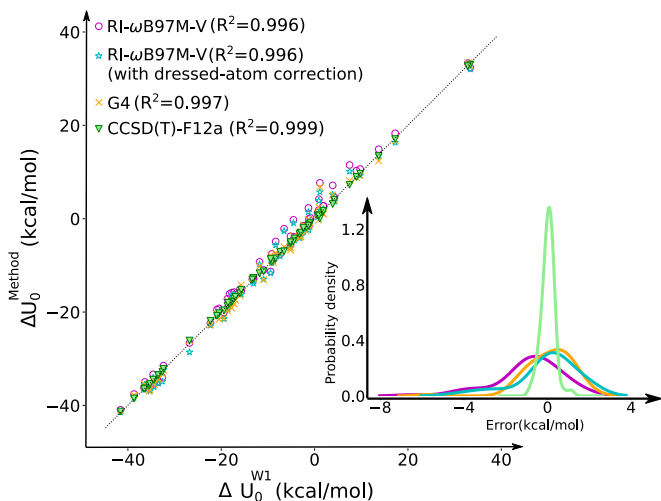


FIG. 4. Scatterplots of relative internal energies (ΔU_0), calculated with respect to the reactant $R \cdot + O_2$, from G4 (shown in orange crosses), RI- ω B97M-V (pink-circle) RI- ω B97M-V with dressed-atom corrections (turquoise-star) and CCSD(T)-F12a/cc-pVDZ-F12 (green-triangle) are plotted alongside W1-level (ΔU_0^{W1}) for all the species represented in FIG. 2. Also given is the correlation of determination, R^2 .

3. DFT methods are ideal for studying larger systems with > 12 or so main group atoms. We observed that it is necessary to calibrate DFT models by introducing dressed-atom corrections per atom type. We found MN15L to yield consistent results with and without such an empirical correction. Interestingly, we also found MN15L less prone to spin-contamination errors, as analyzed separately in FIG. S2 and FIG. S3 of the SI. Among DFAs, ω B97M-V is the best performer, especially upon calibrating for systematic errors, delivering an overall MAD of ≈ 1 kcal/mol. In addition, the RI approximation improves the speed without compromising the accuracy of the calibrated ω B97M-V model. Hence, for modelling the elementary steps in the combustion of large hydrocarbons, RI- ω B97M-V may be applied.

The correlations between $\Delta U_0^{CCSD(T)-F12a}$, ΔU_0^{G4} , $\Delta U_0^{RI-\omega B97M-V}$, and $\Delta U_0^{RI-\omega B97M-V}$ (with dressed-atom corrections) with more-accurate reference values ΔU_0^{W1} are shown in FIG. 4. While the error distribution is left-skewed for RI- ω B97M-V, the profile shifts towards the G4 profile upon dressed-atom corrections. In the rest of this study, the details of the $ROO \cdot \xrightarrow{TS1} \cdot QOOH$ and $\cdot QOOH \xrightarrow{TS4} cy\text{-ether} + \cdot OH$ are explored at the CCSD(T)-F12a/cc-pVDZ-F12 level.

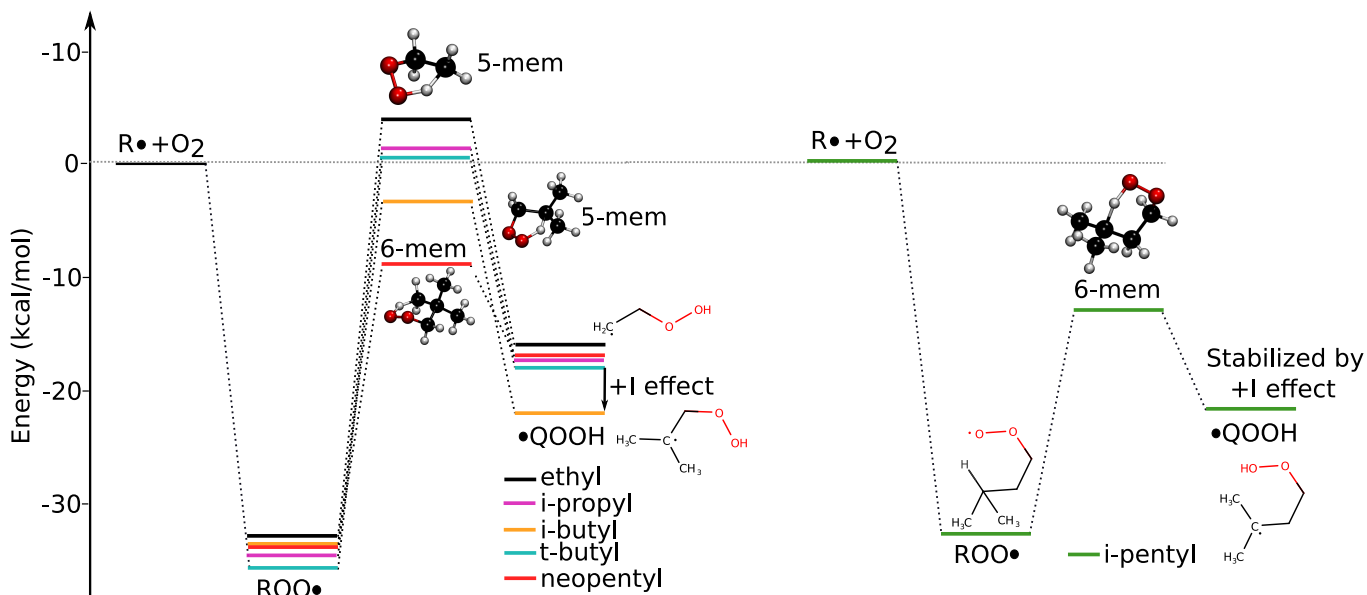


FIG. 5. Energy profiles for the $\text{ROO}\cdot \xrightarrow{\text{TS1}} \cdot\text{QOOH}$ path for acyclic systems. For $\text{R}\cdot$ derived from small alkanes, stabilization due to the +I effect on the radical site and steric strain on the TS structure are illustrated on the left side. The transferability of these stabilization effects is shown for the *i*-pentyl radical system on the right side.

B. Acyclic hydrocarbons

Before discussing the specific reaction steps, we will first comment on the reaction network studied in this study and shown in FIG. 1. The reaction energy profile comprises two intermediates, $\text{ROO}\cdot$ and $\cdot\text{QOOH}$, connected by TS1 , and three exit channels via TS2 - TS4 . In the following, we will focus on how the relative energies of the two intermediates and TS1 can be tuned by varying the R group. For most R groups in the test set, TS1 is the highest energy transition state. The only two exceptions are tert-butyl and neopentyl, which we will explain below.

In FIG. 5, we investigated the relative energies of $\text{ROO}\cdot$ and $\cdot\text{QOOH}$ for a series of acyclic hydrocarbons (R = ethyl, isopropyl, isobutyl, tert-butyl, neopentyl) computed at the CCSD(T)-F12a/cc-pVDZ-F12 level. The energies for different species involved in the reactions are available in the SI. We find the internal energy of $\cdot\text{QOOH}$ to be higher than the internal energy of $\text{ROO}\cdot$ for all the acyclic hydrocarbons, making the reactions endothermic. The reaction energies ($\Delta U = U_{\text{QOOH}} - U_{\text{ROO}\cdot}$) are similar for most hydrocarbons (~ 16 - 18 kcal/mol) except for *i*-butyl (10.61 kcal/mol). In the case of isobutyl, the increased stability of $\cdot\text{QOOH}$ is due to the tertiary C radical site. Here, the inductive effect of the methyl groups stabilizes the $\cdot\text{QOOH}$ radical while the other systems contain primary C radicals.

We have also examined the energy barriers for the $\text{ROO}\cdot \xrightarrow{\text{TS1}} \cdot\text{QOOH}$ step ($\Delta U_{\text{barrier}} = U_{\text{TS1}} - U_{\text{ROO}\cdot}$) and found that the neopentyl system has the lowest barrier height ($\Delta U_{\text{barrier}} = 24.71$ kcal/mol) and ethyl system has the highest barrier height ($\Delta U_{\text{barrier}} = 36.89$ kcal/mol).

The low barrier in the former case is due to a 6-membered TS where the deviations from the sp^3 structure for C atoms are negligible, ensuring minimal steric hindrance. The TS1 for other systems comprises a 5-membered ring yielding a higher barrier height. The trend in the barrier height among ethyl, isopropyl, isobutyl, and tert-butyl can be explained by the inductive effect (+I) of the methyl groups. As ethyl has the lowest +I effects among all, its barrier height is the largest, and isobutyl's barrier height is the lowest due to the stability of the TS1 by +I effects.

By rationalizing these observations, we have identified two design principles to hold across the small acyclic hydrocarbons considered in this study.

- **Stability of $\cdot\text{QOOH}$:** The +I effect stabilizes the $\cdot\text{QOOH}$ radical, but this gain in stability is still insufficient to make the $\text{ROO}\cdot \xrightarrow{\text{TS1}} \cdot\text{QOOH}$ step exothermic. Therefore, $\text{ROO}\cdot$ is always thermodynamically more stable than $\cdot\text{QOOH}$ across these systems.
- **Lowering of barrier TS1 :** Less ring strain in the TS (6-membered compared to 5-membered) lowers the barrier height for the $\text{ROO}\cdot \xrightarrow{\text{TS1}} \cdot\text{QOOH}$ step facilitating the product formation. Further, +I effect lowers the barrier even in the case of a 5-membered ring.

To validate the transferability of these two trends to a new reaction, we studied the $\text{ROO}\cdot \xrightarrow{\text{TS1}} \cdot\text{QOOH}$ step for the isopentyl system as shown in FIG. 5. The energy profile diagram shows that isopentyl has a six-membered TS and a tertiary C radical, stabilized by the +I effect.

As the TS has both features that provide stability, the energy barrier for *i*-pentyl is similar to that of neopentyl (featuring a 6-membered TS). In contrast, its net reaction energy is similar to isobutyl (featuring the +I effect). This observation validates the transferability of the proposed design principles based on the stability of $\cdot\text{QOOH}$ and TS1 to similar acyclic hydrocarbons. The absolute energies, IRC plots, equilibrium geometries, and harmonic frequencies of all species involved are available in the SI.

C. Alicyclic hydrocarbons

FIG. 6 presents the energy profiles of $\text{ROO}\cdot \xrightarrow{\text{TS1}} \cdot\text{QOOH}$ path for alicyclic systems (cyclohexyl, α -cyclohexenyl, β -cyclohexenyl, cyclohexadienyl). The carbon radical site in R \cdot of cyclohexadienyl and α -cyclohexenyl is stabilized by resonance, but the oxygen radical site of $\text{ROO}\cdot$ is not. Hence, the energy of $\text{ROO}\cdot$ for cyclohexadienyl and α -cyclohexenyl increases compared to that of $\text{ROO}\cdot$ of cyclohexyl and β -cyclohexenyl; in the latter case both R \cdot and $\text{ROO}\cdot$ are not stabilized by resonance. When R \cdot is stabilized by resonance, the energy difference between R \cdot and $\text{ROO}\cdot$ decreases, and this behaviour can be seen in both FIG. 6 and FIG. 7. For cyclohexyl, the $\text{ROO}\cdot \xrightarrow{\text{TS1}} \cdot\text{QOOH}$ step is endothermic with $U_{\text{QOOH}} - U_{\text{ROO}\cdot} = 15.12$ kcal/mol. Upon introduction of a double bond in β -cyclohexenyl and two conjugate double bonds in cyclohexadienyl, the internal energy of $\cdot\text{QOOH}$ drops below that of $\text{ROO}\cdot$ making the reaction exothermic with net reaction energies -0.16 kcal/mol and -6.64 kcal/mol -0.42 kcal/mol and -7.34 kcal/mol, respectively.

The $\cdot\text{QOOH}$ radicals of β -cyclohexenyl and cyclohexadienyl are stabilized by resonance, making them more stable than $\text{ROO}\cdot$. It is worth noting that in the case of the $\cdot\text{QOOH}$ radical of α -cyclohexenyl lacking a resonance-stabilized radical site, the net energy is almost as endothermic as in the case of the saturated system cyclohexyl with $U_{\text{QOOH}} - U_{\text{ROO}\cdot} = 14.59$ kcal/mol. With an increase in the degree of resonance, $\cdot\text{QOOH}$ gains further stability, explaining the higher exothermicity in the cyclohexadienyl system compared to β -cyclohexenyl. Thus, resonance in a cyclic ring involving the radical site facilitates an exothermic $\text{ROO}\cdot \xrightarrow{\text{TS1}} \cdot\text{QOOH}$ step. The barrier height for the three systems follows the order: cyclohexyl > β -cyclohexenyl \sim cyclohexadienyl. The difference between the energies of the saturated and unsaturated systems is negligible for the barrier compared to the scenario in $\cdot\text{QOOH}$ indicating incomplete resonance in the TS. Since all three TSs are five-membered, this trend does not arise from the ring strain but can be attributed to resonance.

Based on these observations, we have identified two design principles for the alicyclic hydrocarbons.

- **Stability of $\cdot\text{QOOH}$:** Resonance stabilizes the

$\cdot\text{QOOH}$ radical drastically. However, conjugation spanning four bonds connecting the radical site makes $\text{ROO}\cdot \xrightarrow{\text{TS1}} \cdot\text{QOOH}$ largely exothermic.

- **Lowering of barrier:** The presence of partial resonance in the ring structure of the TS lowers the barrier height for the path $\text{ROO}\cdot \xrightarrow{\text{TS1}} \cdot\text{QOOH}$.

To validate the transferability of these effects along with the effects identified for acyclic systems, we examined the $\text{ROO}\cdot \xrightarrow{\text{TS1}} \cdot\text{QOOH}$ step for *cy*-hex-1 system (See FIG. 6). We find the same $\text{ROO}\cdot$ to undergo two different H-shift pathways to form different $\cdot\text{QOOH}$ s (*cy*-hex-1- γ (green) and *cy*-hex-1- β (red)). The formation of tertiary (red) and secondary (green) $\cdot\text{QOOH}$ radicals via 6-membered and 5-membered TS are observed. Both pathways are exothermic due to resonance stabilization, with the tertiary $\cdot\text{QOOH}$ radical formation being more exothermic than the secondary radical. However, the barrier heights for these TSs show an unexpected trend, with the 6-membered TS being energetically higher than the 5-membered TS. This trend contradicts our previous finding that a TS with a 6-membered ring structure is expected to have a lower energy than a 5-membered ring. Further analysis revealed that the 6-membered TS in the case of *cy*-hex-1- γ has a ‘C-C’ fragment that is fused to the ring of the alicyclic hydrocarbon (*cy*-hex-1), introducing strain in both rings, while the 5-membered TS features spiro-type connectivity with bond angles close to the usual sp^3 arrangement resulting in less strain.

To support this hypothesis, we studied another system, *cy*-hex-2 (see FIG. 6). It forms $\cdot\text{QOOH}$ by undergoing radical abstraction at the γ - position. The TS is 6-membered and is attached to the C in a spiro form, as shown in FIG. 6 (pink). This system exhibits a much lower barrier height than the fused system, demonstrating that the mode of attachment of the TS ring to the RH ring also plays a significant role in determining the barrier height. Overall, we find an additional trend for alicyclic RHs with a 6-membered ring:

- **Geometry of the TS:** The formation of a ring in spiro form is more stable than a fused form

We further extended the application of these design principles to R \cdot = cycloheptadienyl (*cy*-hep-1, *cy*-hep-2) and its methylated forms (*cy*-hep-3 and *cy*-hep-4) as shown in FIG. 7).

It is noteworthy that the $\cdot\text{QOOH}$ radicals of *cy*-hep-1 and *cy*-hep-2 have been experimentally studied by Savee *et al.*⁸. Among the four *cy*-heptadienyl systems, *cy*-hep-1 shows the highest barrier with a 5-membered TS. On the other hand, low-energy 6-membered TSs are observed for *cy*-hep-2, *cy*-hep-3, and *cy*-hep-4 systems. Since *cy*-heptadienyl is a flexible 7-membered ring, fusing with another ring does not impose a significant strain. Therefore, in the systems presented in the FIG. 7,

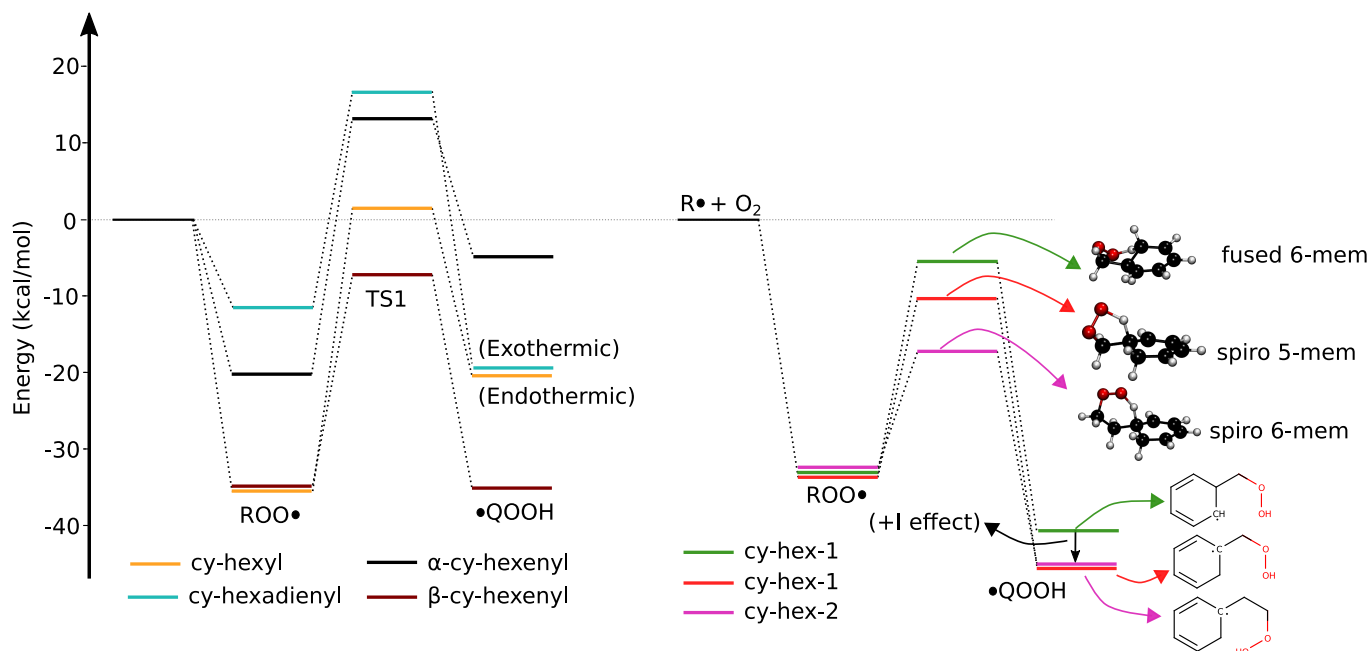


FIG. 6. Energy profiles for the $\text{ROO}\cdot \xrightarrow{\text{TS1}} \cdot\text{QOOH}$ path for alicyclic systems. Resonance stabilization of $\cdot\text{QOOH}$ of cyclohex-3-en-1-yl (β -*cy*-hexenyl) and cyclohexa-2,4-dien-1-yl (*cy*-hexadienyl) systems with the introduction of double bonds conjugating with the radical site is shown on the left compared to the profile of cyclohex-2-en-1-yl (α -*cy*-hexenyl) and the saturated cyclohexyl (*cy*-hexyl) system. The transferability of resonance stabilization along with the +I stabilization inferred from the acyclic systems is shown on the right for *cy*-hex-1: (*cy*-hexa-2,4-dien-1-yl)methyl and *cy*-hex-2: 2-(*cy*-hexa-2,4-dien-1-yl)ethyl radical systems.

the 6-membered TS is consistently (*i.e.* irrespective of whether it is of spiro or fused type) found to have lower energy than the 5-membered TS due to the lack of ring strain. As predicted, the inductive (+I) effect in *cy*-hep-4 lowers the barrier height and stabilizes the $\cdot\text{QOOH}$ radical, leading to a more exothermic $\text{ROO}\cdot \xrightarrow{\text{TS1}} \cdot\text{QOOH}$ step.

Summarizing the results for the $\text{ROO}\cdot \xrightarrow{\text{TS1}} \cdot\text{QOOH}$ path for acyclic and alicyclic hydrocarbons across all model and validation systems, we have plotted the reaction energies along with the barrier heights in FIG. 8. In this Bell–Evans–Polanyi plot^{107,108}, the linear relationship between the reaction energies and barrier heights is not evident due to the diversity of the dataset. In this plot, the regions spanned by 5-membered TSs (pink area) and 6-membered TSs (yellow area) are shaded. The central zone (peach area) consists of both types of TS1.

It is evident from the plot that all acyclic systems (red circles) lie in the endothermic region (right side of FIG. 8). For alicyclic systems, except for cyclohexyl and cyclohexenyl hydrocarbons, all the other systems exothermically produce $\cdot\text{QOOH}$. The four low-lying points on the left side of the plot are the rationally designed systems: *cy*-hep-2 (blue circle), *cy*-hep-3 (blue circle), *cy*-hep-4 (blue circle), and *cy*-hex-2 (green circle). The lowest barrier height and the most exothermic $\text{ROO}\cdot \xrightarrow{\text{TS1}} \cdot\text{QOOH}$ corresponds to the *cy*-hex-2 system. Three

points have a lower barrier height and a more exothermic reaction than *cy*-hep-2 reported by Savee *et al.* (as highlighted in the plot). Based on the energetics, one may expect these three systems to have long lifetimes facilitating their experimental detection.

D. Stability of $\cdot\text{QOOH}$ along the dissociation channel

Two primary strategies are commonly employed for the experimental detection and kinetic analysis of $\cdot\text{QOOH}$ radicals. (1) Infrared (IR) activation of the $\cdot\text{QOOH}$ radical, where sufficient energy is provided to surpass the dissociation barrier or reach the tunnelling regime near the barrier⁷. The resulting dissociation products, *cy*-ether + $\cdot\text{OH}$, are typically investigated. The energy required for IR-induced dissociation of the $\cdot\text{QOOH}$ radical yields an IR fingerprint characteristic of the $\cdot\text{QOOH}$ radical. Systems featuring $\cdot\text{QOOH} \rightarrow \text{cy-ether} + \cdot\text{OH}$ dissociation barriers with energies comparable to a vibrational excitation are more favourable for studying the dissociation reaction. (2) Trapping $\cdot\text{QOOH}$ in the potential well between the TS1 and TS4⁸. In this case, systems that exhibit exothermic $\text{ROO}\cdot$ to $\cdot\text{QOOH}$ conversion along with a low barrier in the forward direction facilitate the formation of $\cdot\text{QOOH}$. Furthermore, a significantly high barrier for $\cdot\text{QOOH}$ towards unimolecular dissociation is desirable to impede subsequent dissociation and favour direct detection of

$\cdot\text{QOOH}$. Both strategies highlight the pivotal role of the dissociation barrier in these reactions. Therefore, in addition to studying the $\text{ROO}\cdot \xrightarrow{\text{TS1}} \cdot\text{QOOH}$ pathway, we have also examined the $\cdot\text{QOOH} \xrightarrow{\text{TS4}} \text{cy-ether} + \cdot\text{OH}$ dissociation pathway for the four stable $\cdot\text{QOOH}$ systems

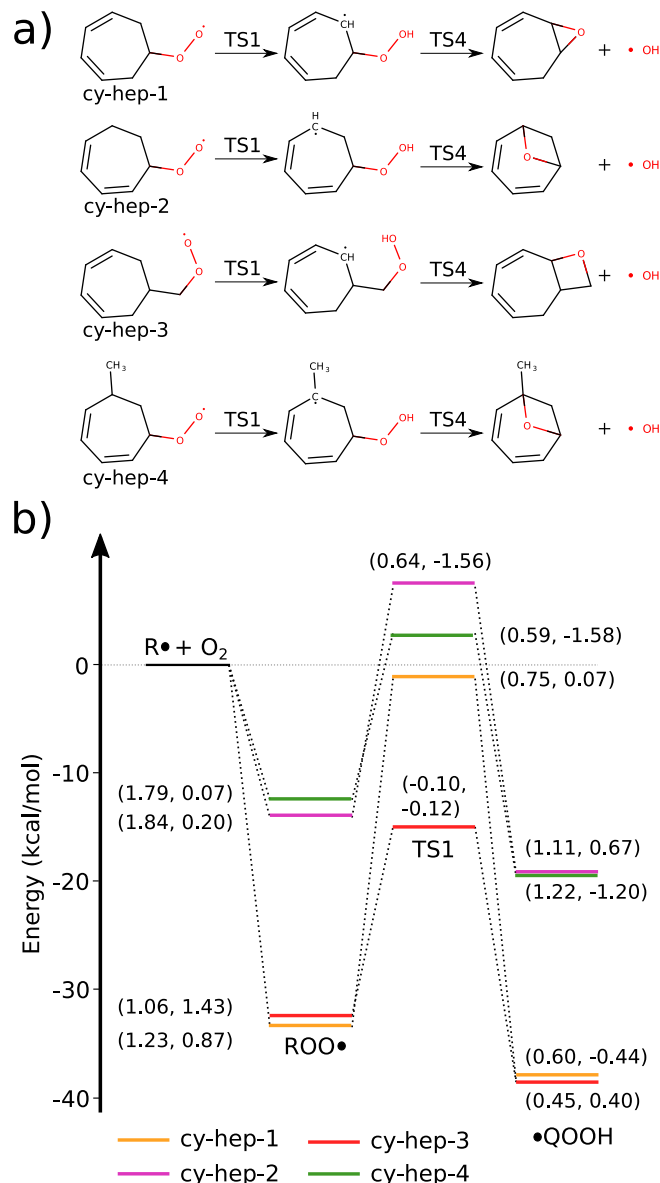


FIG. 7. Reactions involving $\cdot\text{QOOH}$ of cycloheptadienyl systems: a) Species involved in $\text{ROO}\cdot \xrightarrow{\text{TS1}} \cdot\text{QOOH} \xrightarrow{\text{TS4}} \text{cy-ether} + \cdot\text{OH}$ steps are shown for *cy-hep-1*: *cy-hepta-3,5-dien-1-yl*, *cy-hep-2*: *cy-hepta-2,4-dien-1-yl*, *cy-hep-3*: (*cy-hepta-3,5-dien-1-yl*)methyl, and *cy-hep-4*: 6-methyl *cy-hepta-2,4-dien-1-yl*. b) Energy profiles for the $\text{ROO}\cdot \xrightarrow{\text{TS1}} \cdot\text{QOOH}$ path along with the optimized structures of the transition states are shown. Deviations in CCSD(T)-F12a predictions with G4 and RI- ω B97M-V (calculated as CCSD(T)-F12a - G4 and CCSD(T)-F12a - RI- ω B97M-V) are given in parentheses.

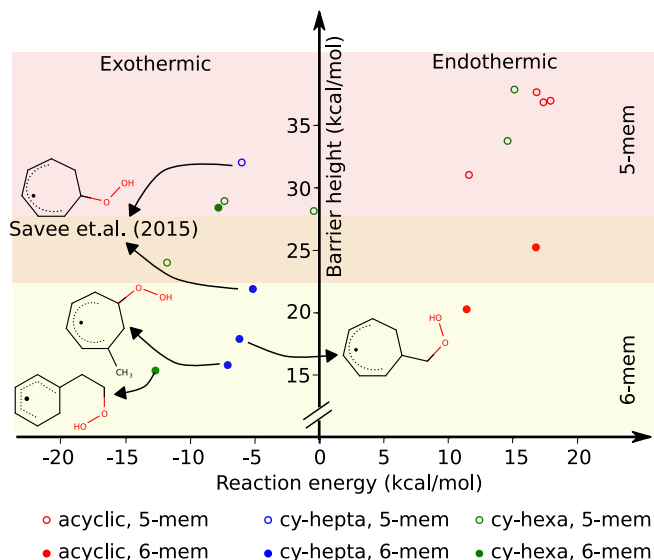


FIG. 8. Joint distribution of reaction energies and barrier heights along the $\text{ROO}\cdot \xrightarrow{\text{TS1}} \cdot\text{QOOH}$ path for all acyclic and alicyclic hydrocarbons studied in this work. ‘*cy-hepta*’ represents cycloheptadienyl and substituted cycloheptadienyl systems. ‘*cy-hex*’ represents cyclohexyl, cyclohexenyl, cyclohexadienyl, and substituted cyclohexadienyl systems. Structures of thermodynamically and kinetically stable $\cdot\text{QOOH}$ are shown.

highlighted in FIG. 8.

This dissociation pathway reveals a TS where the O_1 atom in $\cdot\text{QOOH}$ ($\cdot\text{Q}-\text{O}_1-\text{O}_2-\text{H}$) approaches the carbon-radical centre of $\cdot\text{QOOH}$, leading to the formation of a ring structure and sufficiently long O_1-O_2 bond to facilitate the release of $\cdot\text{OH}$. The attack at the γ radical site yields an oxetane-type (4-membered heterocycle) TS4, where a cage formation is seen by bonding with the ring of the RH. The formation of a constrained 4-membered ring in TS4 may be the reason for a very high barrier height of 30 – 33 kcal/mol for $\cdot\text{QOOH} \xrightarrow{\text{TS4}} \text{cy-ether} + \cdot\text{OH}$ in these four systems. In systems where the attack occurs on β radical centre, one can expect an oxirane (3-membered heterocycle) formation in the TS4. On the other hand, if the attack takes place on the δ radical centre, a tetrahydrofuran-type (5-membered heterocycle) system is expected to form in TS4. For a radical at α carbon, the dissociation product will be a carbonyl compound instead of a cyclic ether. Since the four systems discussed above involve only the 4-membered oxetane-type TS structures, the ring strain is uniform. More elaborate studies are required to quantify the trends in the barrier height of TS4 in terms of the structural variations.

Upon closer examination of this dissociation process, it is apparent that the orientation of the OOH fragment in $\cdot\text{QOOH}$ plays a crucial role in the formation of *cy-ether*. To verify this observation, we have calculated the IRC profiles for $\text{ROO}\cdot \xrightarrow{\text{TS1}} \cdot\text{QOOH} \xrightarrow{\text{TS4}} \text{cy-ether} + \cdot\text{OH}$,

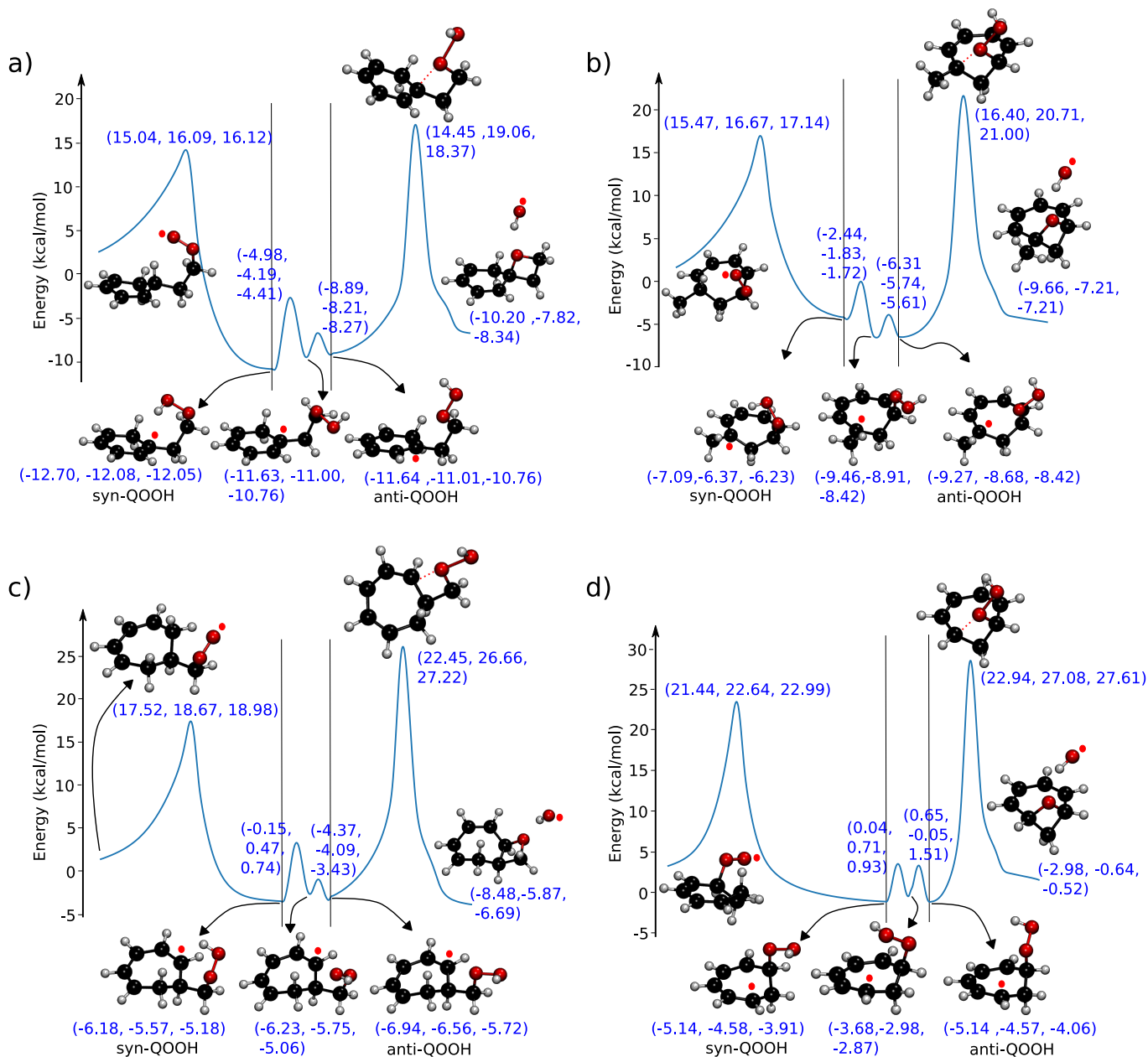


FIG. 9. IRC profiles for $\text{ROO}\cdot \xrightarrow{\text{TS1}} \cdot\text{QOOH} \xrightarrow{\text{TS4}} \text{cy-ether} + \cdot\text{OH}$, where R is a) *cy-hex-2*, b) *cy-hep-4*, c) *cy-hep-3*, and d) *cy-hep-2*. See FIG. 7 for the IUPAC names. The IRC profiles are calculated with B3LYP/6-31G(2df,p) method and shown with respect to the ROO· radical. The energies highlighted in blue text are calculated using the CCSD(T)-F12a/cc-pVDZ-F12, G4, and RI- ω B97M-V, respectively, and are given with respect to the energy of ROO·. The middle part of IRC profiles between the two black vertical lines connects *syn*-QOOH to *anti*-QOOH and are calculated through constrained optimization for fixed CCOO torsion angles. The structures of ROO·, *syn*-QOOH, *anti*-QOOH, TS4 and *cy-ether* + $\cdot\text{OH}$ are shown in the profile.

where R is a) *cy-hex-2*, b) *cy-hep-4*, c) *cy-hep-3*, and d) *cy-hep-2* as shown in FIG. 9. The IRC profiles were calculated with the B3LYP/6-31G(2df,p) method, and the energy is plotted with respect to ROO·. The energies highlighted in blue text are calculated using the CCSD(T)-F12a/cc-pVDZ-F12, G4, and RI- ω B97M-V method and are given with respect to the energy of ROO·.

All three methods agree very well (~ 1 kcal/mol) for predicting the energy of TS1 and $\cdot\text{QOOH}$ (with

respect to ROO·), see FIG. 9. For *cy-ether*+ $\cdot\text{OH}$, the prediction of CCSD(T)-F12a/cc-pVDZ-F12 differs from G4 and RI- ω B97M-V by 2-3 kcal/mol. The discrepancy is maximum for TS4 (4-5 kcal/mol) due to an over-stabilization of ROO· in G4 and RI- ω B97M-V and an underestimation of TS4's energy as explained in IV A. All the absolute energies are available in the SI. The complete IRC comprises three stages: (1) The first stage involves the formation of *syn*-QOOH from ROO·.

(2) The second stage entails the internal rotation of the CCOO bond in *syn*-QOOH, leading to the formation of *anti*-QOOH via a *gauche*-minimum. (3) The third stage involves the formation of *cy*-ether + \cdot OH from *anti*-QOOH.

The designations of *syn*-QOOH and *anti*-QOOH are based on the criteria of the CCOO torsion angle being acute for *syn*-QOOH and ranging between 170° and 180° for *anti*-QOOH. The trans orientation of the CCOO bond in *anti*-QOOH appears to facilitate the breaking of the \cdot QO₁-O₂H bond and the subsequent ring cyclization through bonding between the carbon radical site in \cdot QOOH and the O₁ atom of \cdot QO₁O₂H. This orientation provides a favourable alignment and proximity between the carbon radical centre and the O₁ atom, promoting ring structure formation during the dissociation process. Moreover, the \cdot QOOH $\xrightarrow{\text{TS}_4}$ *cy*-ether + \cdot OH step is endothermic, implying the reverse barrier for this step to be lower than the forward barrier, imparting better stability to \cdot QOOH. In summary, \cdot QOOH is found to be more stable than both its precursor ROO \cdot and the dissociation products *cy*-ether + \cdot OH for *cy*-hex-2, *cy*-hep-4, *cy*-hep-3 and *cy*-hep-2. The high dissociation barrier enhances the suitability of these radicals for experimental studies that necessitate the trapping of \cdot QOOH in a potential well.

V. CONCLUSIONS

In this study, we have systematically benchmarked popular DFT methods and selected wavefunction methods using reference energies calculated at the very accurate (but computationally costly) W1 method. We found that quantitatively accurate predictions require empirically calibrating DFT predictions using a representative dataset. We found ω B97M-V, along with empirically determined dressed-atom corrections and the RI approximation, to offer the most accurate predictions among the tested DFT methods comparable to that of G4. When compared to W1 predictions, we found CCSD(T)-F12a/cc-pVDZ-F12 to have a mean absolute error of 0.23 kcal/mol in agreement with the trends shown in previous studies. The reasonably affordable cost of the method extends the scope of quantitatively precise elucidation to small hydrocarbons. For modeling larger hydrocarbons derived from chemical space datasets^{109–112}, G4 and RI- ω B97M-V are appropriate choices.

Furthermore, in this study, we assess the thermodynamic and kinetic stability of the \cdot QOOH radical in comparison to its precursor in hydrocarbon combustion (the ROO \cdot radical) and its dissociation to *cy*-ether + \cdot OH. To ensure a comprehensive analysis, we carefully selected prototype hydrocarbon radicals, R \cdot , with 2–6 C atoms exhibiting inductive and resonance effects that are known to stabilize radicals.

Using CCSD(T)-F12a/cc-pVDZ-F12 energies of

acyclic hydrocarbons, our analysis revealed \cdot QOOH to gain a net stability of ~ 10 kcal/mol due to the +I effect imparted by a neighbouring methyl group. In the case of alicyclic hydrocarbons with two double bonds in conjugation with the radical C site, we found \cdot QOOH to be resonance stabilized by ~ 25 kcal/mol, resulting in an overall exothermic reaction. Furthermore, the abstraction of H in *cy*-hex-2 peroxy radical led to a tertiary C radical site, which was further stabilized by the +I effect of the adjacent methyl groups. In this alicyclic system, we observed the 6-membered cyclic TS structure to be lower in energy than a 5-membered structure by ~ 10 kcal/mol—as long as the ring is connected to cyclohexadiene in a spiro-fashion. We found the activation barrier to rise by ~ 5 kcal/mol due to steric strain when the cyclic TS structure is fused to an alicyclic cyclohexyl hydrocarbon ring, with two atoms shared in common. However, we found the fused 6-membered TS to be relieved of strain when fused with the cycloheptadienyl ring. We also explored the stability of these \cdot QOOH radicals with respect to the dissociation path towards cyclic ether + \cdot OH, and have shown these structures to be trapped between barriers in the range of 15–30 kcal/mol. Overall, we find \cdot QOOH radicals of *cy*-hex-2, *cy*-hep-3, and *cy*-hep-4 to have favorable stabilities, suitable to enhance their lifetimes, hence enhanced detectability, compared to the previously detected resonance-stabilized cycloheptadienyl-based radical.

Understanding the stability and behaviour of \cdot QOOH radicals is crucial for comprehending complex atmospheric chemistry processes, including pollutant formation/degradation, and the production of secondary organic aerosols^{113–116}. Our findings provide insights into the chemical physics of free-radical reactive intermediates and offer potential for various applications. This approach can be further expanded to a broader range of alkanes and other compounds, enabling the discovery of novel factors stabilizing free-radical reactive intermediates and facilitating the design of more efficient and controllable combustion processes¹¹⁷. TS theory and molecular dynamics simulations can be employed in future research to gain a deeper understanding of radical processes^{118–120}.

VI. ACKNOWLEDGMENTS

We gratefully acknowledge funding through the Indo-SA joint research project supported by the Department of Science and Technology (India) and the National Research Foundation (South Africa). RR acknowledges the support of the Department of Atomic Energy, Government of India, under Project Identification No. RTI 4007. Calculations have been performed using the Helios computer cluster, which is an integral part of the MolDis Big Data facility, TIFR Hyderabad (<http://moldis.tifrh.res.in>). We also thank

the Centre for High-Performance Computing (CHPC) in South Africa for providing access to their computer resources.

VII. AUTHOR DECLARATIONS

A. Author Contributions

SCK: Data collection and curation (main); Investigation (main); Visualization (main); Writing (main). **KPO**: Data collection and curation (supporting); Investigation (supporting). **SJ**: Data collection and curation (supporting); Writing (supporting). **SS**: Preliminary investigation (main). **CM**: Data collection and curation (supporting). **SC**: Data collection and curation (supporting); Investigation (supporting); Writing (supporting). **LVM**: Conceptualization (main); Funding acquisition (main); Project administration (main); Supervision (main); Writing (supporting). **RR**: Conceptualization (main); Funding acquisition (main); Project administration (main); Resources (main); Supervision (main); Writing (main).

B. Conflicts of Interest

The author has no conflicts of interest to disclose.

C. Data Availability

The data supporting the findings of this study are available within the article and its supplementary materials.

REFERENCES

- 1 J. Franklin, *Annu. Rev. Phys. Chem.* **18**, 261 (1967).
- 2 D. Hucknall, *Chemistry of hydrocarbon combustion* (Springer Science & Business Media, 2012).
- 3 J. Bugler, K. P. Somers, E. J. Silke, and H. J. Curran, *J. Phys. Chem. A* **119**, 7510 (2015).
- 4 F. R. Mayo, *Acc. Chem. Res.* **1**, 193 (1968).
- 5 J. J. Orlando and G. S. Tyndall, *Chem. Soc. Rev.* **41**, 6294 (2012).
- 6 J. Zádor, C. A. Taatjes, and R. X. Fernandes, *Prog. Energy Combust. Sci.* **37**, 371 (2011).
- 7 A. S. Hansen, T. Bhagde, K. B. Moore III, D. R. Moberg, A. W. Jasper, Y. Georgievskii, M. F. Vansco, S. J. Klippenstein, and M. I. Lester, *Science* **373**, 679 (2021).
- 8 J. D. Savee, E. Papajak, B. Rotavera, H. Huang, A. J. Eskola, O. Welz, L. Sheps, C. A. Taatjes, J. Zádor, and D. L. Osborn, *Science* **347**, 643 (2015).
- 9 O. Welz, J. D. Savee, D. L. Osborn, S. S. Vasu, C. J. Percival, D. E. Shallcross, and C. A. Taatjes, *Science* **335**, 204 (2012).
- 10 C. A. Taatjes, O. Welz, A. J. Eskola, J. D. Savee, A. M. Scheer, D. E. Shallcross, B. Rotavera, E. P. Lee, J. M. Dyke, D. K. Mok, *et al.*, *Science* **340**, 177 (2013).
- 11 Y.-T. Su, Y.-H. Huang, H. A. Witek, and Y.-P. Lee, *Science* **340**, 174 (2013).
- 12 B. Rotavera and C. A. Taatjes, *Prog. Energy Combust. Sci.* **86**, 100925 (2021).
- 13 D. L. Osborn, *Annual Review of Physical Chemistry* **68**, 233 (2017).
- 14 K. B. Moore III, J. M. Turney, and H. F. Schaefer III, *J. Chem. Phys.* **146**, 194304 (2017).
- 15 J. D. Weidman, R. T. Allen, K. B. Moore III, and H. F. Schaefer III, *J. Chem. Phys.* **148**, 184308 (2018).
- 16 J. C. Rienstra-Kiracofe, W. D. Allen, and H. F. Schaefer, *J. Phys. Chem. A* **104**, 9823 (2000).
- 17 L. Xing, X. Wang, and Z. Cheng, *Combust. Flame* **220**, 429 (2020).
- 18 S. Alessandrini, M. Melosso, V. M. Rivilla, L. Bizzocchi, and C. Puzzarini, *Molecules* **28**, 3226 (2023).
- 19 A. G. Watrous, B. R. Westbrook, and R. C. Fortenberry, *Front. Astron. Space Sci.* **9**, 1051535 (2022).
- 20 Y. Xu, S. Xi, F. Wang, and X. Li, *J. Phys. Chem. A* **123**, 3949 (2019).
- 21 S. Xi, J. Xue, F. Wang, and X. Li, *J. Phys. Chem. A* **125**, 5423 (2021).
- 22 L. V. Moskaleva and M.-C. Lin, *J. Comp. Chem.* **21**, 415 (2000).
- 23 N. J. DeYonker, D. S. Ho, A. K. Wilson, and T. R. Cundari, *J. Phys. Chem. A* **111**, 10776 (2007).
- 24 A. C. Davis and J. S. Francisco, *The Journal of Physical Chemistry A* **115**, 2966 (2011).
- 25 O. V. Dorofeeva, O. N. Ryzhova, and M. A. Suntsova, *J. Phys. Chem. A* **117**, 6835 (2013).
- 26 A. Karton, *WIREs Comput. Mol. Sci.* **6**, 292 (2016).
- 27 S. K. Das, S. Chakraborty, and R. Ramakrishnan, *J. Chem. Phys.* **154**, 044113 (2021).
- 28 L. A. Curtiss, P. C. Redfern, and K. Raghavachari, *Chem. Phys. Lett.* **499**, 168 (2010).
- 29 A. Karton, R. J. O'Reilly, and L. Radom, *J. Phys. Chem. A* **116**, 4211 (2012).
- 30 S. E. Wheeler, D. H. Ess, and K. Houk, *J. Phys. Chem. A* **112**, 1798 (2008).
- 31 S. Parthiban and J. M. Martin, *J. Chem. Phys.* **114**, 6014 (2001).
- 32 Y. Zhao, N. González-García, and D. G. Truhlar, *J. Phys. Chem. A* **109**, 2012 (2005).
- 33 M. L. Coote, *J. Phys. Chem. A* **108**, 3865 (2004).
- 34 S. Parthiban, G. de Oliveira, and J. M. Martin, *J. Phys. Chem. A* **105**, 895 (2001).
- 35 A. Karton and L. Goerigk, *J. Comp. Chem.* **36**, 622 (2015).
- 36 L.-J. Yu, S. G. Dale, B. Chan, and A. Karton, *Chem. Phys.* **531**, 110676 (2020).
- 37 J. Pu and D. G. Truhlar, *J. Phys. Chem. A* **109**, 773 (2005).
- 38 C. W. Gao, J. W. Allen, W. H. Green, and R. H. West, *Comput. Phys. Comm.* **203**, 212 (2016).
- 39 G. Pio, X. Dong, E. Salzano, and W. H. Green, *Combust. Flame* **241**, 112080 (2022).
- 40 N. S. Dewey and B. Rotavera, *Combust. Flame* **252**, 112753 (2023).
- 41 M. R. Harper, K. M. Van Geem, S. P. Pyl, G. B. Marin, and W. H. Green, *Combust. Flame* **158**, 16 (2011).
- 42 D. S. Farina Jr, S. K. Sirumalla, and R. H. West, *Proc. Combust. Inst.* (2023), 10.1016/j.proci.2022.07.204.
- 43 P. Himthani, G. P. Dubey, B. M. Sharma, and A. Taneja, in *2020 Fourth International Conference on I-SMAC (IoT in Social, Mobile, Analytics and Cloud)(I-SMAC)* (IEEE, 2020) pp. 707–713.
- 44 S. Kaisler, F. Armour, J. A. Espinosa, and W. Money, in *2013 46th Hawaii international conference on system sciences* (IEEE, 2013) pp. 995–1004.
- 45 R. Ramakrishnan, P. O. Dral, M. Rupp, and O. A. Von Lilienfeld, *J. Chem. Theory Comput.* **11**, 2087 (2015).
- 46 R. Ramakrishnan and O. A. von Lilienfeld, *CHIMIA* **69**, 182 (2015).

- ⁴⁷P. Zaspel, B. Huang, H. Harbrecht, and O. A. von Lilienfeld, *J. Chem. Theory Comput.* **15**, 1546 (2018).
- ⁴⁸B. G. Harvey, K. W. Harrison, M. C. Davis, A. P. Chafin, J. Baca, and W. W. Merriman, *Energy & Fuels* **30**, 10171 (2016).
- ⁴⁹K. S. Lockwood, S. F. Ahmed, N. A. Huq, S. C. Stutzman, T. D. Foust, and N. J. Labbe, *Sustain. Energy Fuels* **6**, 5371 (2022).
- ⁵⁰J. M. Martin and G. de Oliveira, *J. Chem. Phys.* **111**, 1843 (1999).
- ⁵¹J. W. Ochterski, *Thermochemistry in Gaussian*, www.gaussian.com (2000), Accessed May 2023.
- ⁵²M. J. Frisch, R. Krishnan, J. Pople, and P. V. R. Schleyer, *Chem. Phys. Lett.* **81**, 421 (1981).
- ⁵³G. Jansen and B. A. Heß, *Physical Review A* **39**, 6016 (1989).
- ⁵⁴E. C. Barnes, G. A. Petersson, J. A. Montgomery Jr, M. J. Frisch, and J. M. Martin, *Journal of chemical theory and computation* **5**, 2687 (2009).
- ⁵⁵M. J. Frisch, G. W. Trucks, H. B. Schlegel, G. E. Scuseria, M. A. Robb, J. R. Cheeseman, G. Scalmani, V. Barone, G. A. Petersson, H. Nakatsuji, X. Li, M. Caricato, A. V. Marenich, J. Bloino, B. G. Janesko, R. Gomperts, B. Mennucci, H. P. Hratchian, J. V. Ortiz, A. F. Izmaylov, J. L. Sonnenberg, D. Williams-Young, F. Ding, F. Lipparini, F. Egidi, J. Goings, B. Peng, A. Petrone, T. Henderson, D. Ranasinghe, V. G. Zakrzewski, J. Gao, N. Rega, G. Zheng, W. Liang, M. Hada, M. Ehara, K. Toyota, R. Fukuda, J. Hasegawa, M. Ishida, T. Nakajima, Y. Honda, O. Kitao, H. Nakai, T. Vreven, K. Throssell, J. A. Montgomery, Jr., J. E. Peralta, F. Ogliaro, M. J. Bearpark, J. J. Heyd, E. N. Brothers, K. N. Kudin, V. N. Staroverov, T. A. Keith, R. Kobayashi, J. Normand, K. Raghavachari, A. P. Rendell, J. C. Burant, S. S. Iyengar, J. Tomasi, M. Cossi, J. M. Millam, M. Klene, C. Adamo, R. Cammi, J. W. Ochterski, R. L. Martin, K. Morokuma, O. Farkas, J. B. Foresman, and D. J. Fox, "Gaussian 16 Revision C.01," (2016), gaussian Inc. Wallingford CT.
- ⁵⁶H. Werner, P. Knowles, G. Knizia, F. Manby, M. Schütz, P. Celani, W. Györfy, D. Kats, T. Korona, R. Lindh, *et al.*, University of Cardiff Chemistry Consultants (UC3): Cardiff, Wales, UK (2015).
- ⁵⁷L. A. Curtiss, P. C. Redfern, and K. Raghavachari, *J. Chem. Phys.* **126**, 084108 (2007).
- ⁵⁸L. A. Curtiss, P. C. Redfern, and K. Raghavachari, *J. Chem. Phys.* **127**, 124105 (2007).
- ⁵⁹J. Montgomery Jr, J. Ochterski, and G. Petersson, *J. Chem. Phys.* **101**, 5900 (1994).
- ⁶⁰Y. Zhao, N. E. Schultz, and D. G. Truhlar, *J. Chem. Theory Comput.* **2**, 364 (2006).
- ⁶¹Y. Zhao and D. G. Truhlar, *Theoretical chemistry accounts* **120**, 215 (2008).
- ⁶²R. Peverati and D. G. Truhlar, *Phys. Chem. Chem. Phys.* **14**, 13171 (2012).
- ⁶³H. S. Yu, X. He, and D. G. Truhlar, *J. Chem. Theory Comput.* **12**, 1280 (2016).
- ⁶⁴A. D. Becke, *J. Chem. Phys.* **98**, 5648 (1993).
- ⁶⁵C. Lee, W. Yang, and R. G. Parr, *Physical review B* **37**, 785 (1988).
- ⁶⁶N. Mardirossian and M. Head-Gordon, *J. Chem. Phys.* **144**, 214110 (2016).
- ⁶⁷J.-D. Chai and M. Head-Gordon, *Phys. Chem. Chem. Phys.* **10**, 6615 (2008).
- ⁶⁸J.-D. Chai and M. Head-Gordon, *J. Chem. Phys.* **131**, 174105 (2009).
- ⁶⁹S. Grimme, *J. Chem. Phys.* **124**, 034108 (2006).
- ⁷⁰T. Schwabe and S. Grimme, *Phys. Chem. Chem. Phys.* **9**, 3397 (2007).
- ⁷¹S. Grimme, S. Ehrlich, and L. Goerigk, *J. Comp. Chem.* **32**, 1456 (2011).
- ⁷²T. Schwabe and S. Grimme, *Phys. Chem. Chem. Phys.* **8**, 4398 (2006).
- ⁷³E. Brémond and C. Adamo, *J. Chem. Phys.* **135**, 024106 (2011).
- ⁷⁴É. Brémond, J. C. Sancho-García, Á. J. Pérez-Jiménez, and C. Adamo, *J. Chem. Phys.* **141**, 031101 (2014).
- ⁷⁵S. Kozuch and J. M. Martin, *Phys. Chem. Chem. Phys.* **13**, 20104 (2011).
- ⁷⁶T. B. Adler, G. Knizia, and H.-J. Werner, *The Journal of chemical physics* **127** (2007).
- ⁷⁷Y. Li, Y. Wang, R. M. Zhang, X. He, and X. Xu, *Journal of Chemical Theory and Computation* (2023), <https://doi.org/10.1021/acs.jctc.3c00033>.
- ⁷⁸A. C. Doner, J. Zádor, and B. Rotavera, *Faraday Discussions* **238**, 295 (2022).
- ⁷⁹A. C. Doner, J. Zádor, and B. Rotavera, *The Journal of Physical Chemistry A* **127**, 2591 (2023).
- ⁸⁰D. Weininger, *J. Chem. Inf. Comp. Sci.* **28**, 31 (1988).
- ⁸¹A. K. Rappé, C. J. Casewit, K. Colwell, W. A. Goddard III, and W. M. Skiff, *J. Am. Chem. Soc.* **114**, 10024 (1992).
- ⁸²N. M. O'Boyle, M. Banck, C. A. James, C. Morley, T. Vandermeersch, and G. R. Hutchison, *J. Cheminform* **3**, 1 (2011).
- ⁸³A. C. Doner, M. M. Davis, A. L. Koritzke, M. G. Christianson, J. M. Turney, H. F. Schaefer III, L. Sheps, D. L. Osborn, C. A. Taatjes, and B. Rotavera, *International journal of chemical kinetics* **53**, 127 (2021).
- ⁸⁴A. D. Danilack, C. R. Mulvihill, S. J. Klippenstein, and C. F. Goldsmith, *The Journal of Physical Chemistry A* **125**, 8064 (2021).
- ⁸⁵T. H. Dunning Jr, K. A. Peterson, and A. K. Wilson, *J. Chem. Phys.* **114**, 9244 (2001).
- ⁸⁶H. B. Schlegel, *J. Comp. Chem.* **3**, 214 (1982).
- ⁸⁷C. Peng and H. Bernhard Schlegel, *Isr. J. Chem.* **33**, 449 (1993).
- ⁸⁸K. Fukui, *Acc. Chem. Res.* **14**, 363 (1981).
- ⁸⁹F. Neese, *Wiley Interdisciplinary Reviews: Computational Molecular Science* **2**, 73 (2012).
- ⁹⁰S. Grimme, *J. Phys. Chem. A* **109**, 3067 (2005).
- ⁹¹P. Winget and T. Clark, *J. Comp. Chem.* **25**, 725 (2004).
- ⁹²J. D. DeSain, S. J. Klippenstein, J. A. Miller, and C. A. Taatjes, *J. Phys. Chem. A* **107**, 4415 (2003).
- ⁹³J. A. Miller, S. J. Klippenstein, and S. H. Robertson, *Proc. Combust. Inst* **28**, 1479 (2000).
- ⁹⁴J. A. Miller and S. J. Klippenstein, *Int. J. Chem. Kinet.* **33**, 654 (2001).
- ⁹⁵C. Y. Sheng, J. W. Bozzelli, A. M. Dean, and A. Y. Chang, *J. Phys. Chem. A* **106**, 7276 (2002).
- ⁹⁶J. Zádor, H. Huang, O. Welz, J. Zetterberg, D. L. Osborn, and C. A. Taatjes, *Phys. Chem. Chem. Phys.* **15**, 10753 (2013).
- ⁹⁷J. D. DeSain, S. J. Klippenstein, and C. A. Taatjes, *Phys. Chem. Chem. Phys.* **5**, 1584 (2003).
- ⁹⁸A. M. Knepp, G. Meloni, L. E. Jusinski, C. A. Taatjes, C. Cavallotti, and S. J. Klippenstein, *Phys. Chem. Chem. Phys.* **9**, 4315 (2007).
- ⁹⁹E. J. Silke, W. J. Pitz, C. K. Westbrook, and M. Ribaucour, *The Journal of Physical Chemistry A* **111**, 3761 (2007).
- ¹⁰⁰A. L. Koritzke, J. C. Davis, R. L. Caravan, M. G. Christianson, D. L. Osborn, C. A. Taatjes, and B. Rotavera, *Proc. Combust. Inst* **37**, 323 (2019).
- ¹⁰¹J. W. Taylor, G. Ehlker, H.-H. Carstensen, L. Ruslen, R. W. Field, and W. H. Green, *J. Phys. Chem. A* **108**, 7193 (2004).
- ¹⁰²A. Miyoshi, *J. Phys. Chem. A* **115**, 3301 (2011).
- ¹⁰³V. K. Prasad, Z. Pei, S. Edelmann, A. Otero-de-la Roza, and G. A. DiLabio, *Journal of chemical theory and computation* **18**, 151 (2021).
- ¹⁰⁴N. Mardirossian and M. Head-Gordon, *The Journal of chemical physics* **148** (2018), <https://doi.org/10.1063/1.5025226>.
- ¹⁰⁵N. Mardirossian and M. Head-Gordon, *Molecular physics* **115**, 2315 (2017).
- ¹⁰⁶R. E. Plata and D. A. Singleton, *Journal of the American Chemical Society* **137**, 3811 (2015).
- ¹⁰⁷R. P. Bell, *Proc. R. Soc. London, Ser. A* **154**, 414 (1936).
- ¹⁰⁸M. Evans and M. Polanyi, *J. Chem. Soc., Faraday Trans.* **32**, 1333 (1936).

- ¹⁰⁹R. Ramakrishnan, P. O. Dral, M. Rupp, and O. A. Von Lilienfeld, *Sci. Data* **1**, 1 (2014).
- ¹¹⁰O. A. von Lilienfeld, K.-R. Müller, and A. Tkatchenko, *Nat Rev Chem* **4**, 347 (2020).
- ¹¹¹S. Senthil, S. Chakraborty, and R. Ramakrishnan, *Chem. Sci.* **12**, 5566 (2021).
- ¹¹²P. Kayastha, S. Chakraborty, and R. Ramakrishnan, *Digital Discovery* **1**, 689 (2022).
- ¹¹³T. Jokinen, M. Sipilä, S. Richters, V.-M. Kerminen, P. Paasonen, F. Stratmann, D. Worsnop, M. Kulmala, M. Ehn, H. Herrmann, *et al.*, *Angew. Chem. Int. Ed.* **53**, 14596 (2014).
- ¹¹⁴D. R. Glowacki and M. J. Pilling, *ChemPhysChem* **11**, 3836 (2010).
- ¹¹⁵V. P. Barber and J. H. Kroll, *J. Phys. Chem. A* **125**, 10264 (2021).
- ¹¹⁶S. Wang, R. Wu, T. Berndt, M. Ehn, and L. Wang, *Environ. Sci. Technol.* **51**, 8442 (2017).
- ¹¹⁷M. B. Gerdroodbary, *Scramjets: fuel mixing and injection systems* (Butterworth-Heinemann, 2020).
- ¹¹⁸M. Döntgen, M.-D. Przybylski-Freund, L. C. Kröger, W. A. Kopp, A. E. Ismail, and K. Leonhard, *J. Chem. Theory Comput.* **11**, 2517 (2015).
- ¹¹⁹K. Chenoweth, A. C. Van Duin, and W. A. Goddard, *J. Phys. Chem. A* **112**, 1040 (2008).
- ¹²⁰D. G. Truhlar, B. C. Garrett, and S. J. Klippenstein, *J. Phys. Chem.* **100**, 12771 (1996).

Supplementary information for:

**Stereo-Electronic Factors Influencing the
Stability of Hydroperoxyalkyl Radicals:
Transferability of Chemical Trends across
Hydrocarbons and *ab initio* Methods**

Saurabh Chandra Kandpal,[†] Kgalaletso P. Otukile,[‡] Shweta Jindal,[†] Salini
Senthil,[†] Cameron Matthews,[‡] Sabyasachi Chakraborty,[†] Lyudmila V.
Moskaleva,^{*,‡} and Raghunathan Ramakrishnan^{*,†}

[†]*Tata Institute of Fundamental Research, Hyderabad 500046, India*

[‡]*Department of Chemistry, University of the Free State, PO Box 339, Bloemfontein 9300,
South Africa*

E-mail: moskaleval@ufs.ac.za; ramakrishnan@tifrh.res.in

Table of Contents

1. DFT benchmarking (p. 10-11)
2. Spin contamination analysis (p. 12-14)
3. Low-temperature hydrocarbon combustion mechanism and the associated reactive intermediates for $R\cdot$, where R is
 - **Figure S1** ethyl (p. 15)
 - **Figure S2** isopropyl (p. 15)
 - **Figure S3** isobutyl (p. 15)
 - **Figure S4** tertbutyl(p. 16)
 - **Figure S5** neopentyl (p. 16)
 - **Figure S6** cyclohexyl (p. 16)
 - **Figure S7** α -cyclohexenyl (p. 17)
 - **Figure S8** β -cyclohexenyl (p. 17)
 - **Figure S9** cyclohexadienyl (p. 17)
4. Intrinsic Reaction Coordinate (IRC) Profiles for the different reactions in low-temperature combustion for $R\cdot$, where R is
 - **Figure S10** ethyl (p. 18)
 - **Figure S11** isopropyl (p. 19)
 - **Figure S12** isobutyl (p. 19)
 - **Figure S13** tertbutyl (p. 20)
 - **Figure S14** neopentyl (p. 20)
 - **Figure S15** cyclohexyl (p. 21)
 - **Figure S16** α -cyclohexenyl (p. 21)
 - **Figure S17** β -cyclohexenyl (p. 22)
 - **Figure S18** cyclohexadienyl (p. 22)
5. W1-level[?] equilibrium geometry, harmonic frequencies, and thermochemistry energies of different reaction species involved in combustion reaction of $R\cdot$, where R is
 - **Hydrocarbon 1:** ethyl (pp. 23–31)
 - **Species 1:** $\cdot R$ (p. 23)
 - **Species 2:** $ROO\cdot$ (p. 24)
 - **Species 3:** $\cdot QOOH$ (p. 25)
 - **Species 4:** *cy*-ether (p. 26)
 - **Species 5:** alkene (p. 27)

- **Species 6:** Transition state along $\text{ROO}\cdot \xrightarrow{\text{TS1}} \cdot\text{QOOH}$ (p. 28)
- **Species 7:** Transition state along $\text{ROO}\cdot \xrightarrow{\text{TS2}} \text{alkene} + \cdot\text{OOH}$ (p. 29)
- **Species 8:** Transition state along $\cdot\text{QOOH} \xrightarrow{\text{TS3}} \text{alkene} + \cdot\text{OOH}$ (p. 30)
- **Species 9:** Transition state along $\cdot\text{QOOH} \xrightarrow{\text{TS4}} \text{cycloether} + \cdot\text{OH}$ (p. 31)
- **Hydrocarbon 2:** isopropyl (pp. 32–40)
 - **Species 1:** $\cdot\text{R}$ (p. 32)
 - **Species 2:** $\text{ROO}\cdot$ (p. 33)
 - **Species 3:** $\cdot\text{QOOH}$ (p. 34)
 - **Species 4:** *cy-ether* (p. 35)
 - **Species 5:** alkene (p. 36)
 - **Species 6:** Transition state along $\text{ROO}\cdot \xrightarrow{\text{TS1}} \cdot\text{QOOH}$ (p. 37)
 - **Species 7:** Transition state along $\text{ROO}\cdot \xrightarrow{\text{TS2}} \text{alkene} + \cdot\text{OOH}$ (p. 38)
 - **Species 8:** Transition state along $\cdot\text{QOOH} \xrightarrow{\text{TS3}} \text{alkene} + \cdot\text{OOH}$ (p. 39)
 - **Species 9:** Transition state along $\cdot\text{QOOH} \xrightarrow{\text{TS4}} \text{cycloether} + \cdot\text{OH}$ (p. 40)
- **Hydrocarbon 3:** isobutyl (pp. 41–49)
 - **Species 1:** $\cdot\text{R}$ (p. 41)
 - **Species 2:** $\text{ROO}\cdot$ (p. 42)
 - **Species 3:** $\cdot\text{QOOH}$ (p. 43)
 - **Species 4:** *cy-ether* (p. 44)
 - **Species 5:** alkene (p. 45)
 - **Species 6:** Transition state along $\text{ROO}\cdot \xrightarrow{\text{TS1}} \cdot\text{QOOH}$ (p. 46)
 - **Species 7:** Transition state along $\text{ROO}\cdot \xrightarrow{\text{TS2}} \text{alkene} + \cdot\text{OOH}$ (p. 47)
 - **Species 8:** Transition state along $\cdot\text{QOOH} \xrightarrow{\text{TS3}} \text{alkene} + \cdot\text{OOH}$ (p. 48)
 - **Species 9:** Transition state along $\cdot\text{QOOH} \xrightarrow{\text{TS4}} \text{cycloether} + \cdot\text{OH}$ (p. 49)
- **Hydrocarbon 4:** tertbutyl (pp. 50–58)
 - **Species 1:** $\cdot\text{R}$ (p. 50)
 - **Species 2:** $\text{ROO}\cdot$ (p. 51)
 - **Species 3:** $\cdot\text{QOOH}$ (p. 52)
 - **Species 4:** *cy-ether* (p. 53)
 - **Species 5:** alkene (p. 54)
 - **Species 6:** Transition state along $\text{ROO}\cdot \xrightarrow{\text{TS1}} \cdot\text{QOOH}$ (p. 55)
 - **Species 7:** Transition state along $\text{ROO}\cdot \xrightarrow{\text{TS2}} \text{alkene} + \cdot\text{OOH}$ (p. 56)
 - **Species 8:** Transition state along $\cdot\text{QOOH} \xrightarrow{\text{TS3}} \text{alkene} + \cdot\text{OOH}$ (p. 57)
 - **Species 9:** Transition state along $\cdot\text{QOOH} \xrightarrow{\text{TS4}} \text{cycloether} + \cdot\text{OH}$ (p. 58)
- **Hydrocarbon 5:** neopentyl (pp. 59–67)

- **Species 1:** $\cdot R$ (p. 59)
- **Species 2:** $ROO\cdot$ (p. 60)
- **Species 3:** $\cdot QOOH$ (p. 61)
- **Species 4:** *cy-ether* (p. 61)
- **Species 5:** dimethylcyclopropane (p. 63)
- **Species 6:** Transition state along $ROO\cdot \xrightarrow{TS1} \cdot QOOH$ (p. 64)
- **Species 7:** Transition state along $ROO\cdot \xrightarrow{TS2} \text{alkene} + \cdot OOH$ (p. 65)
- **Species 8:** Transition state along $\cdot QOOH \xrightarrow{TS3} \text{alkene} + \cdot OOH$ (p. 66)
- **Species 9:** Transition state along $\cdot QOOH \xrightarrow{TS4} \text{cycloether} + \cdot OH$ (p. 67)
- **Hydrocarbon 6:** cyclohexyl (pp. 68–76)
 - **Species 1:** $\cdot R$ (p. 68)
 - **Species 2:** $ROO\cdot$ (p. 69)
 - **Species 3:** $\cdot QOOH$ (p. 70)
 - **Species 4:** *cy-ether* (p. 71)
 - **Species 5:** alkene (p. 72)
 - **Species 6:** Transition state along $ROO\cdot \xrightarrow{TS1} \cdot QOOH$ (p. 73)
 - **Species 7:** Transition state along $ROO\cdot \xrightarrow{TS2} \text{alkene} + \cdot OOH$ (p. 74)
 - **Species 8:** Transition state along $\cdot QOOH \xrightarrow{TS3} \text{alkene} + \cdot OOH$ (p. 75)
 - **Species 9:** Transition state along $\cdot QOOH \xrightarrow{TS4} \text{cycloether} + \cdot OH$ (p. 76)
- **Hydrocarbon 7:** α -cyclohexenyl (pp. 77–85)
 - **Species 1:** $\cdot R$ (p. 77)
 - **Species 2:** $ROO\cdot$ (p. 78)
 - **Species 3:** $\cdot QOOH$ (p. 79)
 - **Species 4:** *cy-ether* (p. 80)
 - **Species 5:** alkene (p. 81)
 - **Species 6:** Transition state along $ROO\cdot \xrightarrow{TS1} \cdot QOOH$ (p. 82)
 - **Species 7:** Transition state along $ROO\cdot \xrightarrow{TS2} \text{alkene} + \cdot OOH$ (p. 83)
 - **Species 8:** Transition state along $\cdot QOOH \xrightarrow{TS3} \text{alkene} + \cdot OOH$ (p. 84)
 - **Species 9:** Transition state along $\cdot QOOH \xrightarrow{TS4} \text{cycloether} + \cdot OH$ (p. 85)
- **Hydrocarbon 8:** cyclohexadienyl (pp. 86–94)
 - **Species 1:** $\cdot R$ (p. 86)
 - **Species 2:** $ROO\cdot$ (p. 87)
 - **Species 3:** $\cdot QOOH$ (p. 88)
 - **Species 4:** *cy-ether* (p. 89)
 - **Species 5:** alkene (p. 90)
 - **Species 6:** Transition state along $ROO\cdot \xrightarrow{TS1} \cdot QOOH$ (p. 91)

- **Species 7:** Transition state along $\text{ROO}\cdot \xrightarrow{\text{TS2}} \text{alkene} + \cdot\text{OOH}$ (p. 92)
- **Species 8:** Transition state along $\cdot\text{QOOH} \xrightarrow{\text{TS3}} \text{alkene} + \cdot\text{OOH}$ (p. 93)
- **Species 9:** Transition state along $\cdot\text{QOOH} \xrightarrow{\text{TS4}} \text{cycloether} + \cdot\text{OH}$ (p. 94)

6. G4-level⁷ equilibrium geometry, harmonic frequencies, and thermochemistry energies of different reaction species involved in combustion reaction of R·, where R is

- **Hydrocarbon 1:** ethyl (pp. 95–103)
 - **Species 1:** ·R (p. 95)
 - **Species 2:** ROO· (p. 96)
 - **Species 3:** ·QOOH (p. 97)
 - **Species 4:** *cy*-ether (p. 98)
 - **Species 5:** alkene (p. 99)
 - **Species 6:** Transition state along $\text{ROO}\cdot \xrightarrow{\text{TS1}} \cdot\text{QOOH}$ (p. 100)
 - **Species 7:** Transition state along $\text{ROO}\cdot \xrightarrow{\text{TS2}} \text{alkene} + \cdot\text{OOH}$ (p. 101)
 - **Species 8:** Transition state along $\cdot\text{QOOH} \xrightarrow{\text{TS3}} \text{alkene} + \cdot\text{OOH}$ (p. 102)
 - **Species 9:** Transition state along $\cdot\text{QOOH} \xrightarrow{\text{TS4}} \text{cycloether} + \cdot\text{OH}$ (p. 103)
- **Hydrocarbon 2:** isopropyl (pp. 104–112)
 - **Species 1:** ·R (p. 104)
 - **Species 2:** ROO· (p. 105)
 - **Species 3:** ·QOOH (p. 106)
 - **Species 4:** *cy*-ether (p. 107)
 - **Species 5:** alkene (p. 108)
 - **Species 6:** Transition state along $\text{ROO}\cdot \xrightarrow{\text{TS1}} \cdot\text{QOOH}$ (p. 109)
 - **Species 7:** Transition state along $\text{ROO}\cdot \xrightarrow{\text{TS2}} \text{alkene} + \cdot\text{OOH}$ (p. 110)
 - **Species 8:** Transition state along $\cdot\text{QOOH} \xrightarrow{\text{TS3}} \text{alkene} + \cdot\text{OOH}$ (p. 111)
 - **Species 9:** Transition state along $\cdot\text{QOOH} \xrightarrow{\text{TS4}} \text{cycloether} + \cdot\text{OH}$ (p. 112)
- **Hydrocarbon 3:** isobutyl (pp. 113–121)
 - **Species 1:** ·R (p. 113)
 - **Species 2:** ROO· (p. 114)
 - **Species 3:** ·QOOH (p. 115)
 - **Species 4:** *cy*-ether (p. 116)
 - **Species 5:** alkene (p. 117)
 - **Species 6:** Transition state along $\text{ROO}\cdot \xrightarrow{\text{TS1}} \cdot\text{QOOH}$ (p. 118)
 - **Species 7:** Transition state along $\text{ROO}\cdot \xrightarrow{\text{TS2}} \text{alkene} + \cdot\text{OOH}$ (p. 119)
 - **Species 8:** Transition state along $\cdot\text{QOOH} \xrightarrow{\text{TS3}} \text{alkene} + \cdot\text{OOH}$ (p. 120)
 - **Species 9:** Transition state along $\cdot\text{QOOH} \xrightarrow{\text{TS4}} \text{cycloether} + \cdot\text{OH}$ (p. 121)

- **Hydrocarbon 4:** tertbutyl (pp. 122–130)
 - **Species 1:** $\cdot R$ (p. 122)
 - **Species 2:** $ROO\cdot$ (p. 123)
 - **Species 3:** $\cdot QOOH$ (p. 124)
 - **Species 4:** *cy*-ether (p. 125)
 - **Species 5:** alkene (p. 126)
 - **Species 6:** Transition state along $ROO\cdot \xrightarrow{TS1} \cdot QOOH$ (p. 127)
 - **Species 7:** Transition state along $ROO\cdot \xrightarrow{TS2} \text{alkene} + \cdot OOH$ (p. 128)
 - **Species 8:** Transition state along $\cdot QOOH \xrightarrow{TS3} \text{alkene} + \cdot OOH$ (p. 129)
 - **Species 9:** Transition state along $\cdot QOOH \xrightarrow{TS4} \text{cycloether} + \cdot OH$ (p. 130)
- **Hydrocarbon 5:** neopentyl (pp. 131–139)
 - **Species 1:** $\cdot R$ (p. 131)
 - **Species 2:** $ROO\cdot$ (p. 132)
 - **Species 3:** $\cdot QOOH$ (p. 133)
 - **Species 4:** *cy*-ether (p. 134)
 - **Species 5:** alkene (p. 135)
 - **Species 6:** Transition state along $ROO\cdot \xrightarrow{TS1} \cdot QOOH$ (p. 136)
 - **Species 7:** Transition state along $ROO\cdot \xrightarrow{TS2} \text{alkene} + \cdot OOH$ (p. 137)
 - **Species 8:** Transition state along $\cdot QOOH \xrightarrow{TS3} \text{alkene} + \cdot OOH$ (p. 138)
 - **Species 9:** Transition state along $\cdot QOOH \xrightarrow{TS4} \text{cycloether} + \cdot OH$ (p. 139)
- **Hydrocarbon 6:** cyclohexyl (pp. 140–148)
 - **Species 1:** $\cdot R$ (p. 140)
 - **Species 2:** $ROO\cdot$ (p. 141)
 - **Species 3:** $\cdot QOOH$ (p. 142)
 - **Species 4:** *cy*-ether (p. 143)
 - **Species 5:** alkene (p. 144)
 - **Species 6:** Transition state along $ROO\cdot \xrightarrow{TS1} \cdot QOOH$ (p. 145)
 - **Species 7:** Transition state along $ROO\cdot \xrightarrow{TS2} \text{alkene} + \cdot OOH$ (p. 146)
 - **Species 8:** Transition state along $\cdot QOOH \xrightarrow{TS3} \text{alkene} + \cdot OOH$ (p. 147)
 - **Species 9:** Transition state along $\cdot QOOH \xrightarrow{TS4} \text{cycloether} + \cdot OH$ (p. 148)
- **Hydrocarbon 7:** α -cyclohexenyl (pp. 149–157)
 - **Species 1:** $\cdot R$ (p. 149)
 - **Species 2:** $ROO\cdot$ (p. 150)
 - **Species 3:** $\cdot QOOH$ (p. 151)
 - **Species 4:** *cy*-ether (p. 152)
 - **Species 5:** alkene (p. 153)

- **Species 6:** Transition state along $\text{ROO}\cdot \xrightarrow{\text{TS1}} \cdot\text{QOOH}$ (p. 154)
- **Species 7:** Transition state along $\text{ROO}\cdot \xrightarrow{\text{TS2}} \text{alkene} + \cdot\text{OOH}$ (p. 155)
- **Species 8:** Transition state along $\cdot\text{QOOH} \xrightarrow{\text{TS3}} \text{alkene} + \cdot\text{OOH}$ (p. 156)
- **Species 9:** Transition state along $\cdot\text{QOOH} \xrightarrow{\text{TS4}} \text{cycloether} + \cdot\text{OH}$ (p. 157)
- **Hydrocarbon 8:** β -cyclohexenyl (pp. 158–166)
 - **Species 1:** $\cdot\text{R}$ (p. 158)
 - **Species 2:** $\text{ROO}\cdot$ (p. 159)
 - **Species 3:** $\cdot\text{QOOH}$ (p. 160)
 - **Species 4:** *cy*-ether (p. 161)
 - **Species 5:** alkene (p. 162)
 - **Species 6:** Transition state along $\text{ROO}\cdot \xrightarrow{\text{TS1}} \cdot\text{QOOH}$ (p. 163)
 - **Species 7:** Transition state along $\text{ROO}\cdot \xrightarrow{\text{TS2}} \text{alkene} + \cdot\text{OOH}$ (p. 164)
 - **Species 8:** Transition state along $\cdot\text{QOOH} \xrightarrow{\text{TS3}} \text{alkene} + \cdot\text{OOH}$ (p. 165)
 - **Species 9:** Transition state along $\cdot\text{QOOH} \xrightarrow{\text{TS4}} \text{cycloether} + \cdot\text{OH}$ (p. 166)
- **Hydrocarbon 9:** cyclohexadienyl (pp. 167–175)
 - **Species 1:** $\cdot\text{R}$ (p. 167)
 - **Species 2:** $\text{ROO}\cdot$ (p. 168)
 - **Species 3:** $\cdot\text{QOOH}$ (p. 169)
 - **Species 4:** *cy*-ether (p. 170)
 - **Species 5:** benzene (p. 171)
 - **Species 6:** Transition state along $\text{ROO}\cdot \xrightarrow{\text{TS1}} \cdot\text{QOOH}$ (p. 172)
 - **Species 7:** Transition state along $\text{ROO}\cdot \xrightarrow{\text{TS2}} \text{alkene} + \cdot\text{OOH}$ (p. 173)
 - **Species 8:** Transition state along $\cdot\text{QOOH} \xrightarrow{\text{TS3}} \text{alkene} + \cdot\text{OOH}$ (p. 174)
 - **Species 9:** Transition state along $\cdot\text{QOOH} \xrightarrow{\text{TS4}} \text{cycloether} + \cdot\text{OH}$ (p. 175)
- **Hydrocarbon 10:** 2-(cyclohexa-2,4-dien-1-yl)ethyl (pp. 176–183)
 - **Species 1:** $\cdot\text{R}$ (p. 176)
 - **Species 2:** $\text{ROO}\cdot$ (p. 177)
 - **Species 3:** *syn*- $\cdot\text{QOOH}$ (p. 178)
 - **Species 4:** *anti*- $\cdot\text{QOOH}$ (p. 179)
 - **Species 5:** *cy*-ether (p. 180)
 - **Species 6:** Transition state along $\text{ROO}\cdot \xrightarrow{\text{TS1}} \cdot\text{QOOH}$ (p. 181)
 - **Species 7:** Transition state along $\cdot\text{QOOH} \xrightarrow{\text{TS4}} \text{cycloether} + \cdot\text{OH}$ (p. 182-183)
- **Hydrocarbon 11:** 6-methyl cyclohepta-2,4-dien-1-yl (pp. 184–190)
 - **Species 1:** $\cdot\text{R}$ (p. 184)
 - **Species 2:** $\text{ROO}\cdot$ (p. 185)

- **Species 3:** *syn*-·QOOH (p. 186)
- **Species 4:** *anti*-·QOOH (p. 187)
- **Species 5:** *cy*-ether (p. 188)
- **Species 6:** Transition state along $\text{ROO}\cdot \xrightarrow{\text{TS1}} \cdot\text{QOOH}$ (p. 189)
- **Species 7:** Transition state along $\cdot\text{QOOH} \xrightarrow{\text{TS4}} \text{cycloether} + \cdot\text{OH}$ (p. 190)
- **Hydrocarbon 12:** (cyclohepta-3,5-dien-1-yl)methyl (pp. 191–198)
 - **Species 1:** ·R (p. 191)
 - **Species 2:** ROO· (p. 192)
 - **Species 3:** *syn*-·QOOH (p. 193)
 - **Species 4:** *anti*-·QOOH (p. 194)
 - **Species 5:** *cy*-ether (p. 195)
 - **Species 6:** Transition state along $\text{ROO}\cdot \xrightarrow{\text{TS1}} \cdot\text{QOOH}$ (p. 196)
 - **Species 7:** Transition state along $\cdot\text{QOOH} \xrightarrow{\text{TS4}} \text{cycloether} + \cdot\text{OH}$ (p. 197–198)
- **Hydrocarbon 13:** cyclohepta-2,4-dien-1-yl (pp. 199–205)
 - **Species 1:** ·R (p. 199)
 - **Species 2:** ROO· (p. 200)
 - **Species 3:** *syn*-·QOOH (p. 201)
 - **Species 4:** *anti*-·QOOH (p. 202)
 - **Species 5:** *cy*-ether (p. 203)
 - **Species 6:** Transition state along $\text{ROO}\cdot \xrightarrow{\text{TS1}} \cdot\text{QOOH}$ (p. 204)
 - **Species 7:** Transition state along $\cdot\text{QOOH} \xrightarrow{\text{TS4}} \text{cycloether} + \cdot\text{OH}$ (p. 205)
- **Hydrocarbon 14:** cyclohepta-3,5-dien-1-yl (pp. 206–209)
 - **Species 1:** ·R (p. 206)
 - **Species 2:** ROO· (p. 207)
 - **Species 3:** ·QOOH (p. 208)
 - **Species 4:** Transition state along $\text{ROO}\cdot \xrightarrow{\text{TS1}} \cdot\text{QOOH}$ (p. 209)
- **Hydrocarbon 15:** (cyclohexa-2,4-dien-1-yl)methyl (5-membered path) (pp. 210–213)
 - **Species 1:** ·R (p. 210)
 - **Species 2:** ROO· (p. 211)
 - **Species 3:** ·QOOH (p. 212)
 - **Species 4:** Transition state along $\text{ROO}\cdot \xrightarrow{\text{TS1}} \cdot\text{QOOH}$ (p. 213)
- **Hydrocarbon 16:** (cyclohexa-2,4-dien-1-yl)methyl (6-membered path) (pp. 214–217)
 - **Species 1:** ·R (p. 214)
 - **Species 2:** ROO· (p. 215)

- **Species 3:** $\cdot\text{QOOH}$ (p. 216)
- **Species 4:** Transition state along $\text{ROO}\cdot \xrightarrow{\text{TS1}} \cdot\text{QOOH}$ (p. 217)

7. References (pp. 218)

DFT Benchmarking

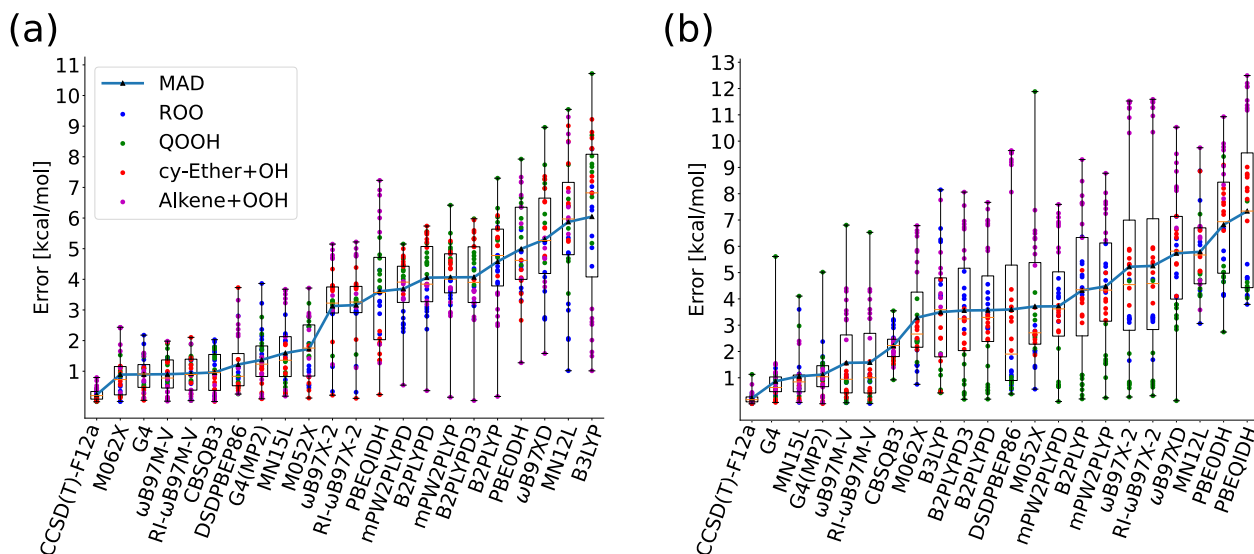


Figure S1: Ranking of the prediction accuracy of DFAs and cWFTs for reaction barriers using box-and-whisker plot. For a given method, the Box-and-whisker plot depicts the deviation in energy with respect to W1 energy of (a) Reaction species and (b) Reaction barriers for all the benchmark systems. For boxplots, the centre line denotes the median, the box displays the interquartile range, and the whiskers indicate the range. The MAD for each method is connected by blue line. Methods are sorted in ascending order of MAD. RI- ω B97M-V and RI- ω B97X-2 represent the methods where RI approximation was activated.

Table S1: ΔU^{ROO} and ΔU^{TS4} energies (with respect to $\text{R}\cdot + \text{O}_2$) for dataset systems calculated with W1, CCSD(T)-F12a/cc-pVDZ-F12, G4, and RI- ω B97M-V methods. In the table, CC and DFT represent CCSD(T)-F12a/cc-pVDZ-F12 and RI- ω B97M-V, respectively.

| Species | $\Delta U_{\text{W1}}^{\text{ROO}}$ | $\Delta U_{\text{CC}}^{\text{ROO}}$ | $\Delta U_{\text{G4}}^{\text{ROO}}$ | $\Delta U_{\text{DFT}}^{\text{ROO}}$ | $\Delta U_{\text{W1}}^{\text{TS4}}$ | $\Delta U_{\text{CC}}^{\text{TS4}}$ | $\Delta U_{\text{G4}}^{\text{TS4}}$ | $\Delta U_{\text{DFT}}^{\text{TS4}}$ |
|-----------------------|-------------------------------------|-------------------------------------|-------------------------------------|--------------------------------------|-------------------------------------|-------------------------------------|-------------------------------------|--------------------------------------|
| Ethyl | -32.82 | -33.03 | -33.45 | -34.23 | -1.52 | -1.70 | -0.30 | 2.08 |
| Isopropyl | -34.58 | -34.75 | -35.74 | -35.55 | -4.94 | -5.06 | -3.97 | -0.46 |
| Isobutyl | -33.66 | -33.70 | -34.53 | -35.01 | -11.99 | -11.90 | -10.44 | -9.48 |
| Tertbutyl | -36.65 | -35.94 | -37.20 | -36.24 | -6.74 | -7.18 | -6.25 | -2.37 |
| Neopentyl | -33.73 | -33.74 | -34.67 | -35.13 | 0.71 | 0.47 | 2.20 | 3.96 |
| <i>cy</i> -hexyl | -33.45 | -35.58 | -36.83 | -36.36 | -8.55 | -8.71 | -7.54 | -5.10 |
| <i>cy</i> -hexenyl | -19.63 | -19.84 | -21.52 | -20.29 | 7.29 | 7.07 | 7.91 | 11.28 |
| <i>cy</i> -hexadienyl | -11.13 | -11.50 | -13.31 | -11.21 | 3.67 | 2.92 | 4.89 | 6.92 |

Table S2: Comparison of performance of CCSD(T)-F12a/cc-pVDZ-F12, G4 and RI- ω B97M-V with respect to W1 for ROO \cdot and TS4. Here, $\Delta\Delta U_1^{\text{ROO}} = \Delta U_{\text{ROO}}^{\text{W1}} - \Delta U_{\text{ROO}}^{\text{CC}}$, $\Delta\Delta U_2^{\text{ROO}} = \Delta U_{\text{ROO}}^{\text{W1}} - \Delta U_{\text{ROO}}^{\text{G4}}$, $\Delta\Delta U_3^{\text{ROO}} = \Delta U_{\text{ROO}}^{\text{W1}} - \Delta U_{\text{ROO}}^{\text{RI}}$, $\Delta\Delta U_1^{\text{TS4}} = \Delta U_{\text{TS4}}^{\text{W1}} - \Delta U_{\text{TS4}}^{\text{CC}}$, $\Delta\Delta U_2^{\text{TS4}} = \Delta U_{\text{TS4}}^{\text{W1}} - \Delta U_{\text{TS4}}^{\text{G4}}$, and $\Delta\Delta U_3^{\text{TS4}} = \Delta U_{\text{TS4}}^{\text{W1}} - \Delta U_{\text{TS4}}^{\text{RI}}$.

| Species | $\Delta\Delta U_1^{\text{ROO}}$ | $\Delta\Delta U_2^{\text{ROO}}$ | $\Delta\Delta U_3^{\text{ROO}}$ | $\Delta\Delta U_1^{\text{TS4}}$ | $\Delta\Delta U_2^{\text{TS4}}$ | $\Delta\Delta U_3^{\text{TS4}}$ |
|-----------------------|---------------------------------|---------------------------------|---------------------------------|---------------------------------|---------------------------------|---------------------------------|
| Ethyl | 0.21 | 0.63 | 1.41 | 0.18 | -1.18 | -3.60 |
| Isopropyl | 0.17 | 1.16 | 0.97 | 0.32 | -0.77 | -4.28 |
| Isobutyl | 0.04 | 0.87 | 1.35 | -0.09 | -1.55 | -2.51 |
| Tertbutyl | 0.29 | 1.55 | 0.59 | 0.44 | -0.49 | -4.27 |
| Neopentyl | 0.01 | 0.94 | 1.40 | 0.24 | -1.49 | -3.25 |
| <i>cy</i> -hexyl | 0.13 | 1.38 | 0.91 | 0.16 | -1.01 | -3.45 |
| <i>cy</i> -hexenyl | 0.21 | 1.89 | 0.66 | 0.22 | -0.62 | -3.99 |
| <i>cy</i> -hexadienyl | 0.37 | 2.18 | 0.08 | 0.75 | -1.22 | -3.25 |

Spin contamination

Based on the results presented in Table. IV in the main text, it is evident that the MAD is highest for TS4 for all the density functional theory (DFT) functionals considered, except for MN15L. This significant deviation for TS4 is the primary contributor to the considerably high MAD values observed for energy barriers for all the functionals. To understand the cause of this high deviation for TS4, the $\langle S^2 \rangle$ values for all reaction species and functionals were examined. The ideal value of $\langle S^2 \rangle$ for a singlet radical is 0.75. When $\langle S^2 \rangle$ deviates from this value, it is known as spin-contamination or spin error. The higher the deviation, the higher the spin contamination. The results in FigureS3 demonstrate that the spin mean absolute error (MAE) for TS4 is higher than that for the other reaction species. The Pearson's correlation coefficient between spin MAE and energy MAE is 0.81 for TS4, indicating that the higher energy MAE of TS4 is due to its higher spin MAE. Furthermore, the $\langle S^2 \rangle$ values for TS4 exhibit a more significant deviation from the ideal value compared to the other TS. While TS1, TS2, and TS3 have all their data points between 0.75 and 1.0, TS4 has $\langle S^2 \rangle$ values higher than 1.0 for many functionals, which indicates higher spin contamination for TS4. The higher the spin contamination for TS4, the higher the MAD for all the functionals. Hence, this high spin contamination for TS4 may be one of the main reasons for the very high MAD values.

When different functionals were compared, MN15L was found to be the best-performing functional for TS, showing very low spin contamination for all the TS. In this study, all the Minnesota functionals (M06-2X, M05-2X, MN15L, MN12L) exhibited very low spin contamination compared to other functionals. Additionally, ω B97M-V also had low spin contamination and low MAD for TS4. However, DSDPBEP86, ω B97X-2, and PBEQIDH exhibited high spin contamination for TS4 and very high MAD values of 9.25 kcal/mol, 11.21, and 11.77 kcal/mol, respectively.

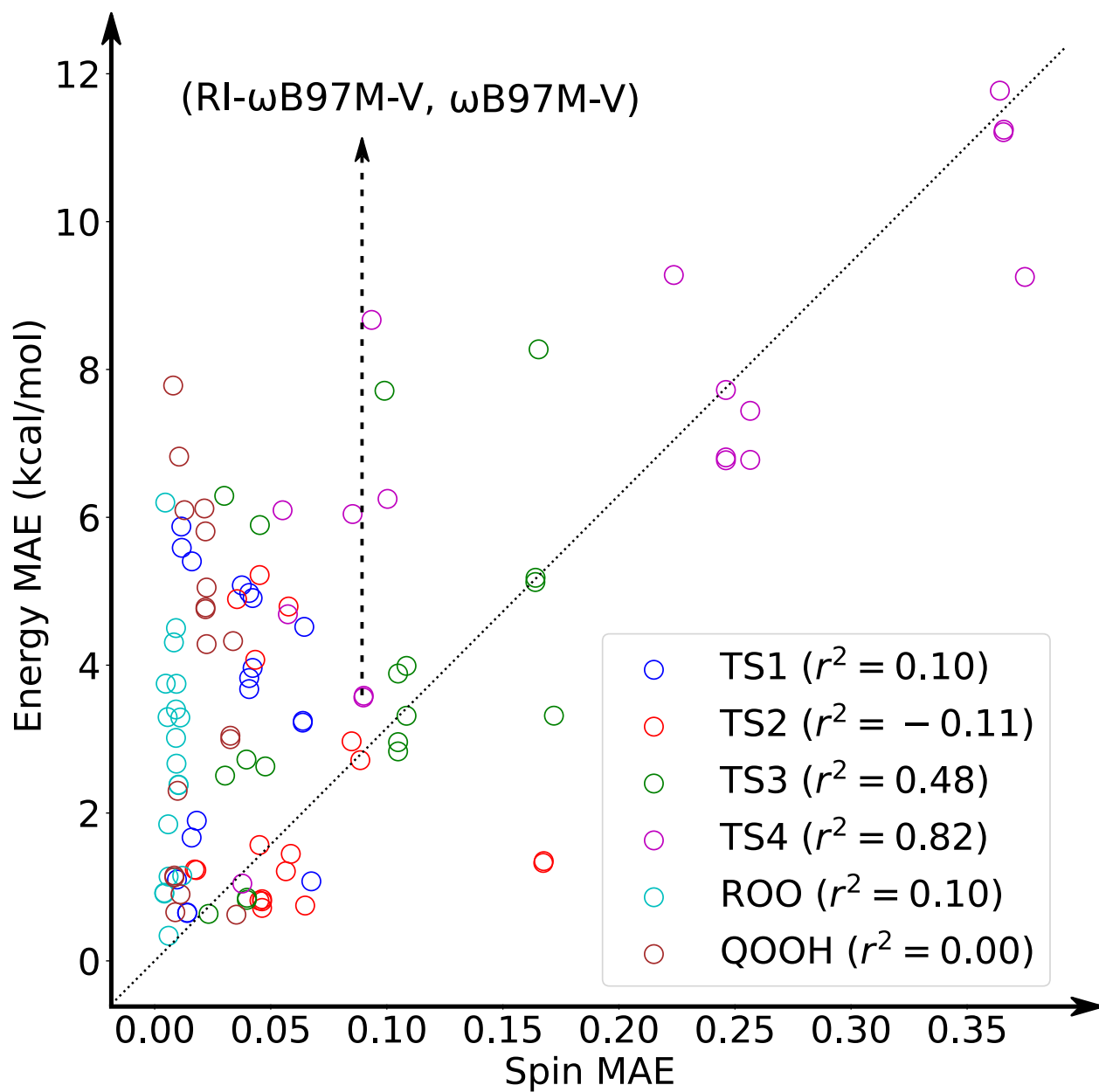


Figure S2: Scatter plot between energy mean absolute error (Energy MAE) and spin mean absolute error (Spin MAE) for reaction species. Each point in the plot represents a DFT functional for the given species. Values in the parenthesis are Pearson's correlation coefficient.

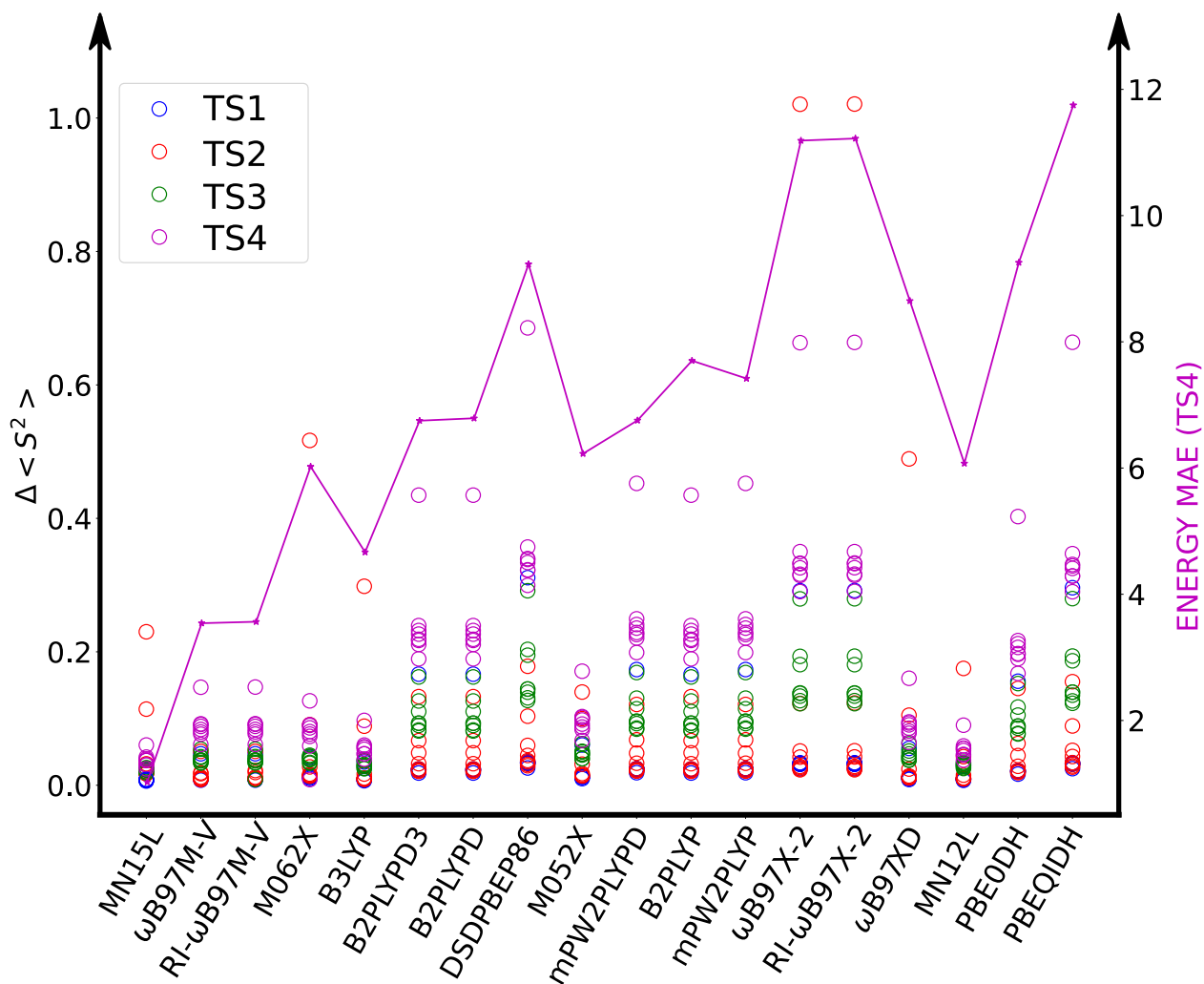


Figure S3: Scatter plot showing the difference between ideal and calculated $\langle S^2 \rangle$ values of TS of all systems for all DFT functionals. The left-hand side y-axis represents $\Delta \langle S^2 \rangle$ values. The solid pink line and the right-hand side y-axis represent the MAD for TS4. Methods are sorted in ascending order of MAD for TS.

Low-temperature hydrocarbon combustion mechanism and the associated reactive intermediates for R·

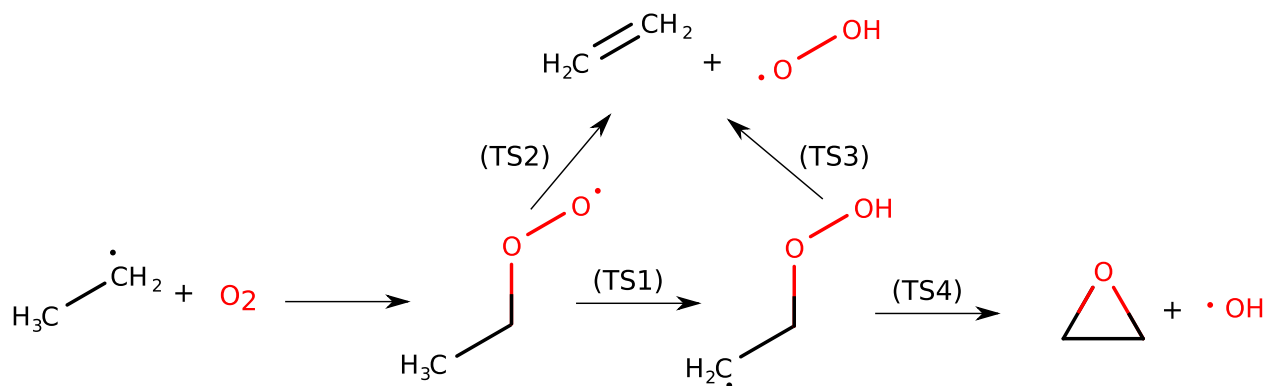


Figure S4: The reactive intermediates for ethyl radical combustion

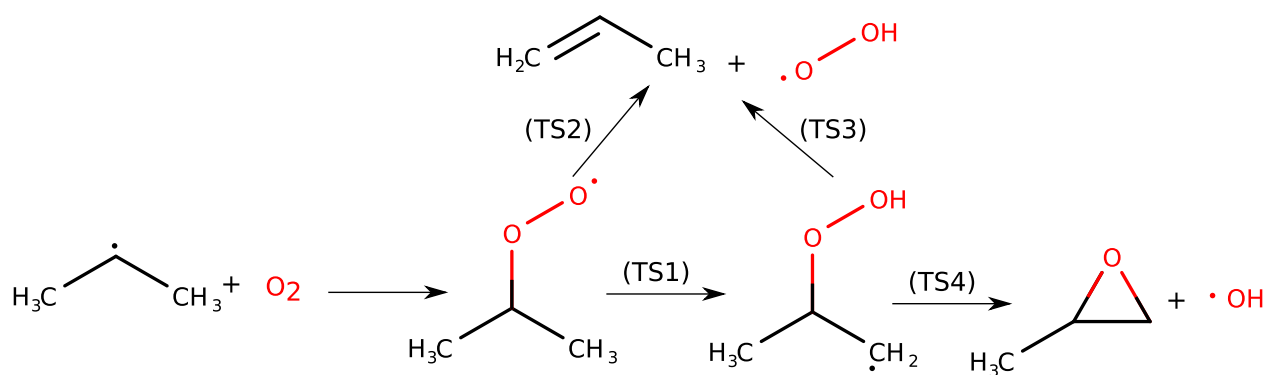


Figure S5: The reactive intermediates for isopropyl radical combustion

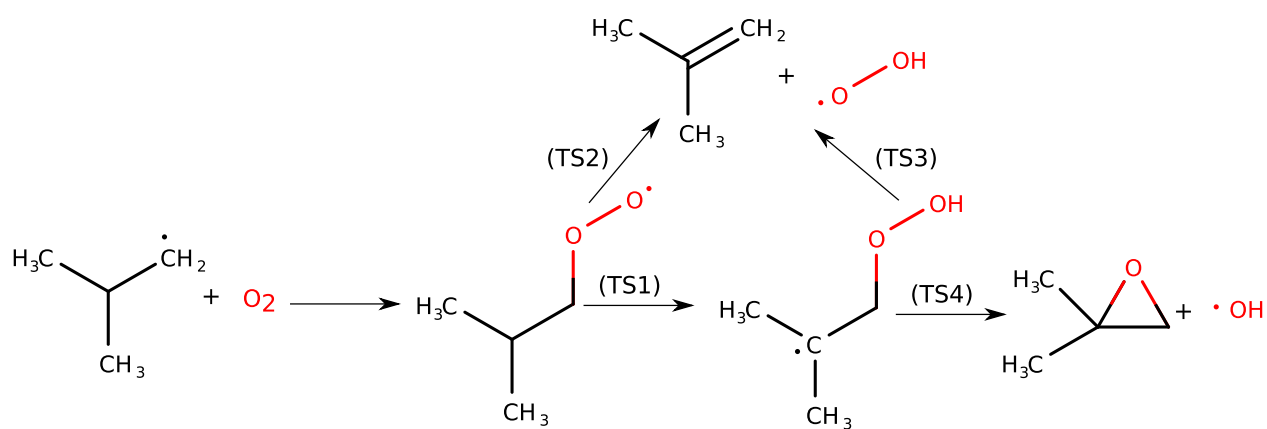


Figure S6: The reactive intermediates for isobutyl radical combustion

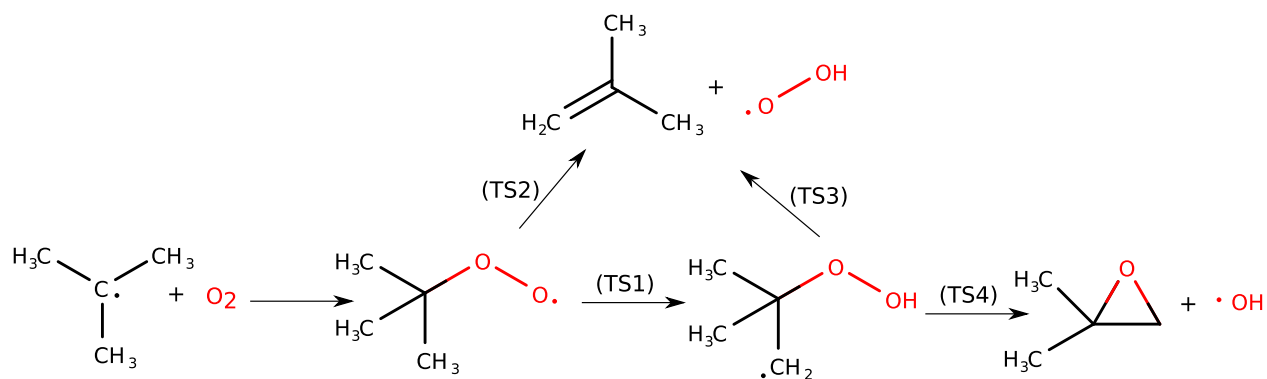


Figure S7: The reactive intermediates for tertbutyl radical combustion

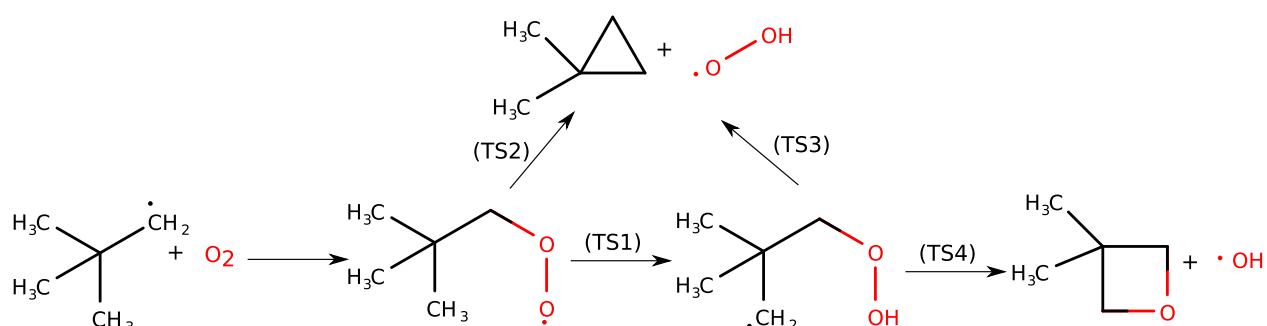


Figure S8: The reactive intermediates for neopentyl radical combustion

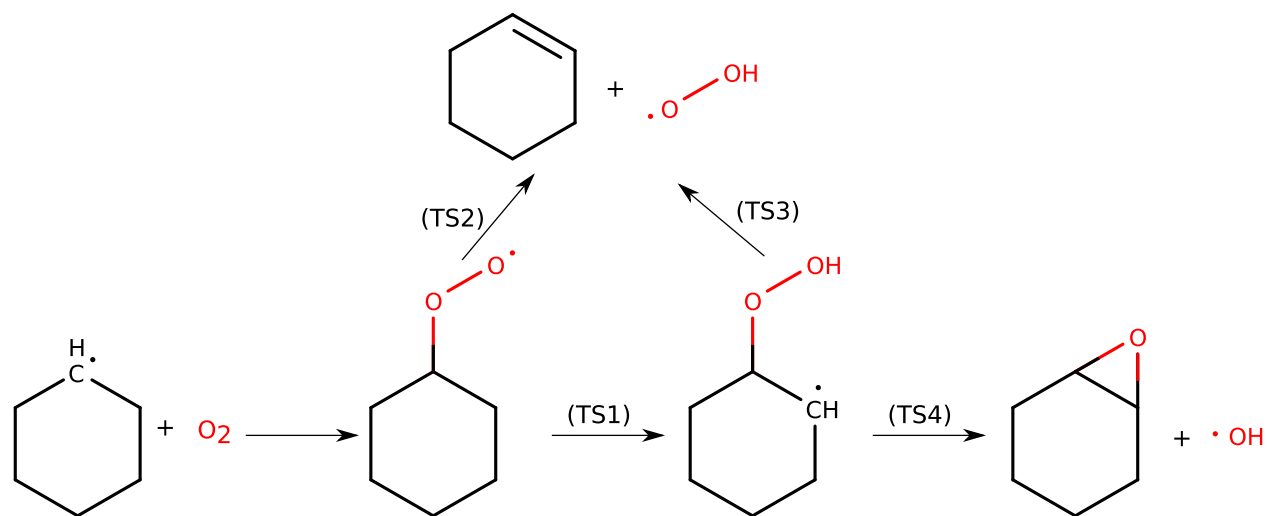


Figure S9: The reactive intermediates for cyclohexyl radical combustion

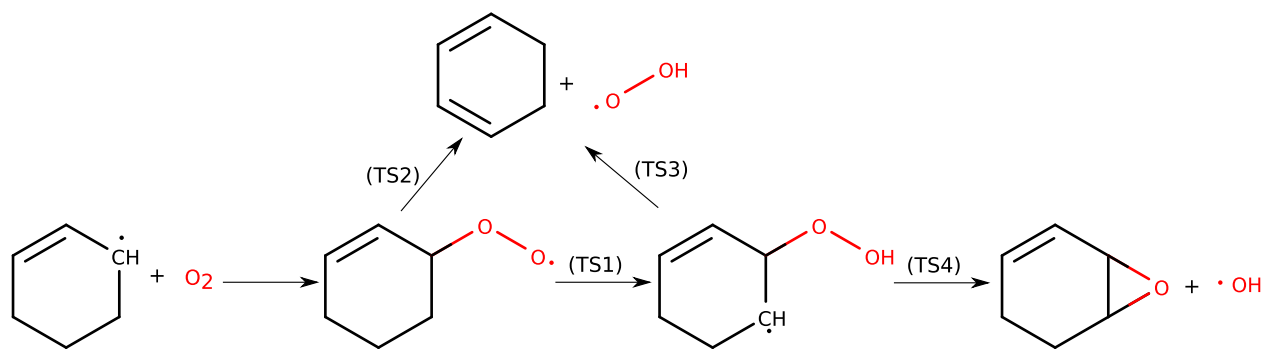


Figure S10: The reactive intermediates for α -cyclohexenyl radical combustion

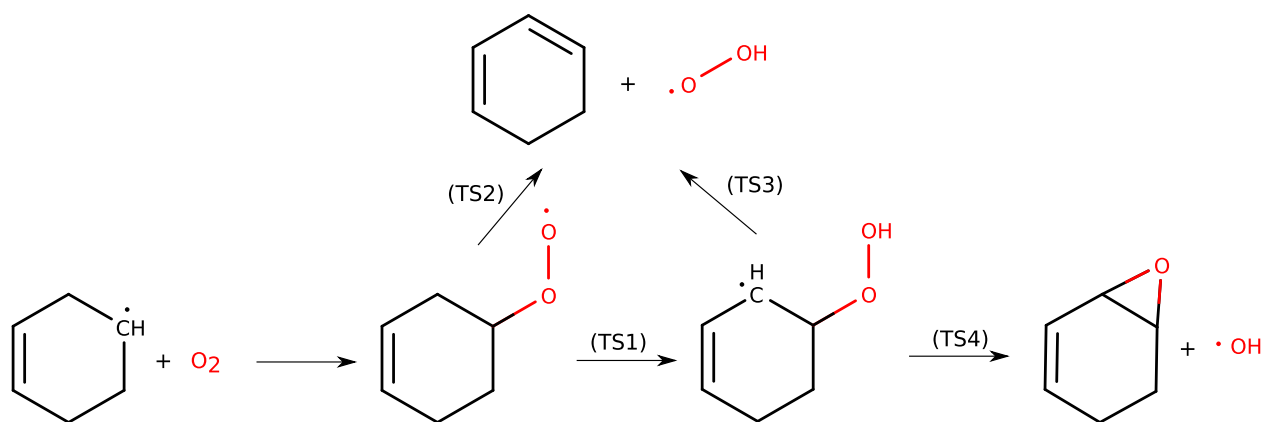


Figure S11: The reactive intermediates for β -cyclohexenyl radical combustion

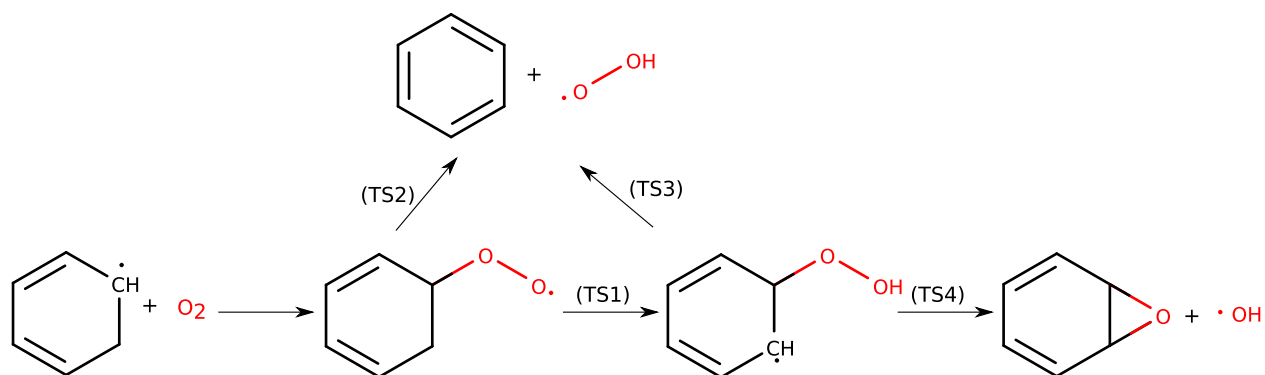


Figure S12: The reactive intermediates for cyclohexadienyl radical combustion

IRC Profiles for the different reactions in low-temperature combustion

The IRC profiles are represented in the following order for all the hydrocarbons

- a) $\text{ROO}\cdot \xrightarrow{\text{TS1}} \cdot\text{QOOH}$
- b) $\text{ROO}\cdot \xrightarrow{\text{TS2}} \text{alkene} + \cdot\text{OOH}$
- c) $\cdot\text{QOOH} \xrightarrow{\text{TS3}} \text{alkene} + \cdot\text{OOH}$
- d) $\cdot\text{QOOH} \xrightarrow{\text{TS4}} \text{cycloether} + \cdot\text{OH}$

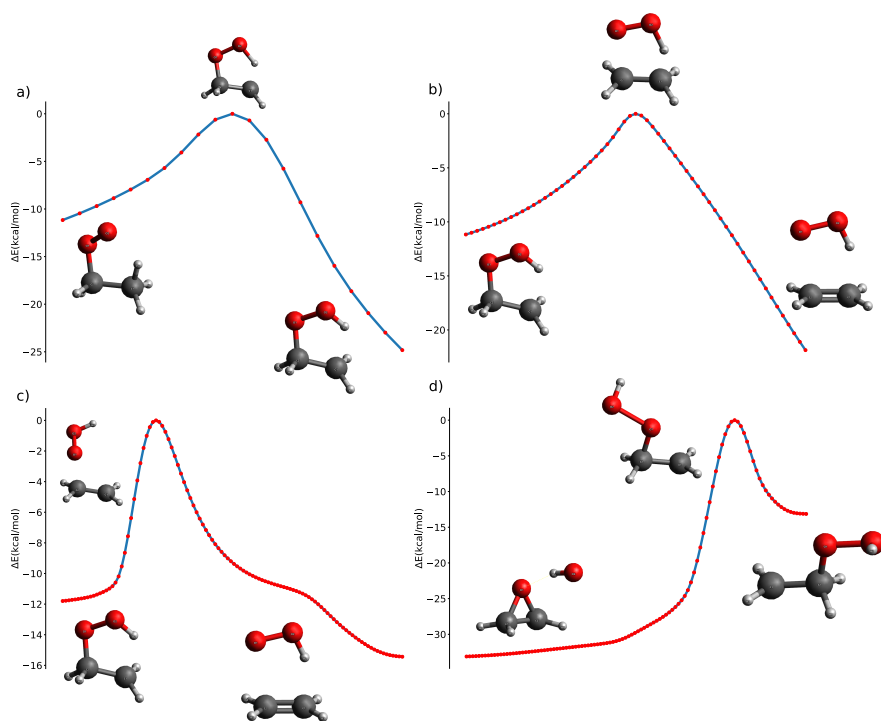


Figure S13: The IRC profile for the combustion of ethyl radical

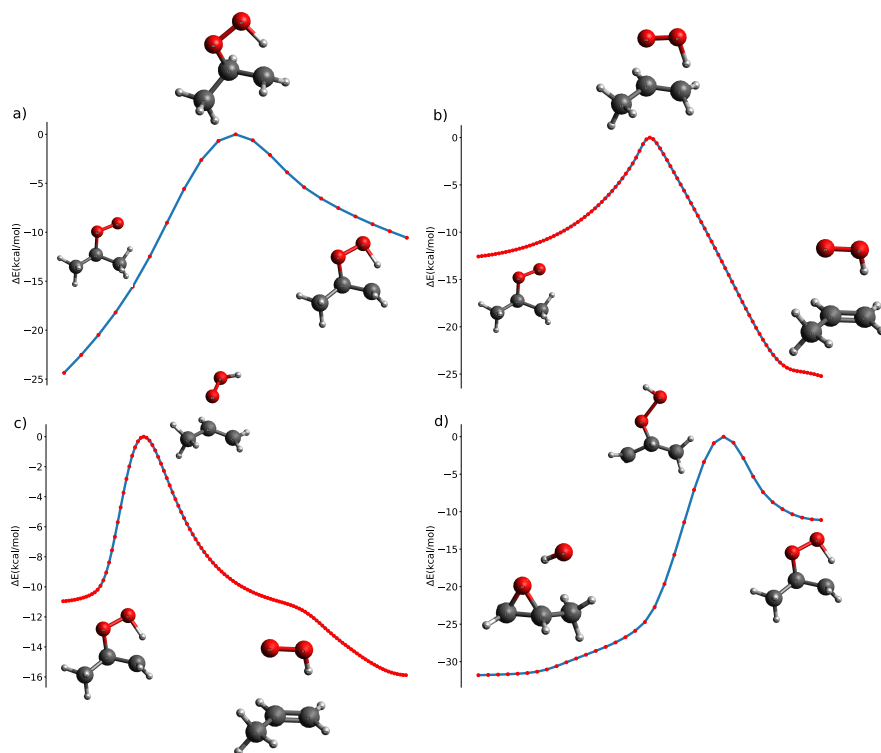


Figure S14: The IRC profile for the combustion of isopropyl radical

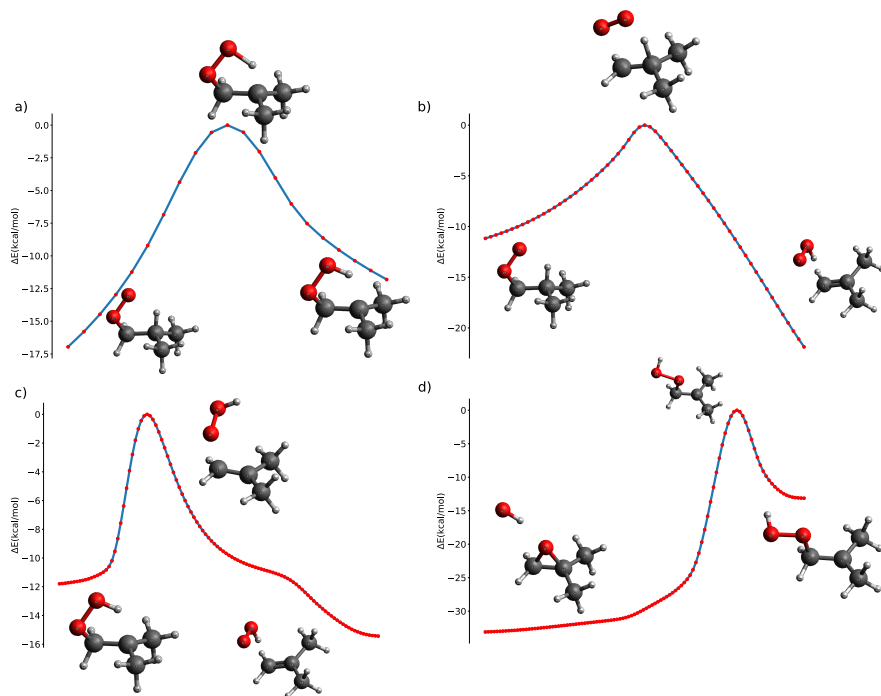


Figure S15: The IRC profile for the combustion of isobutyl radical

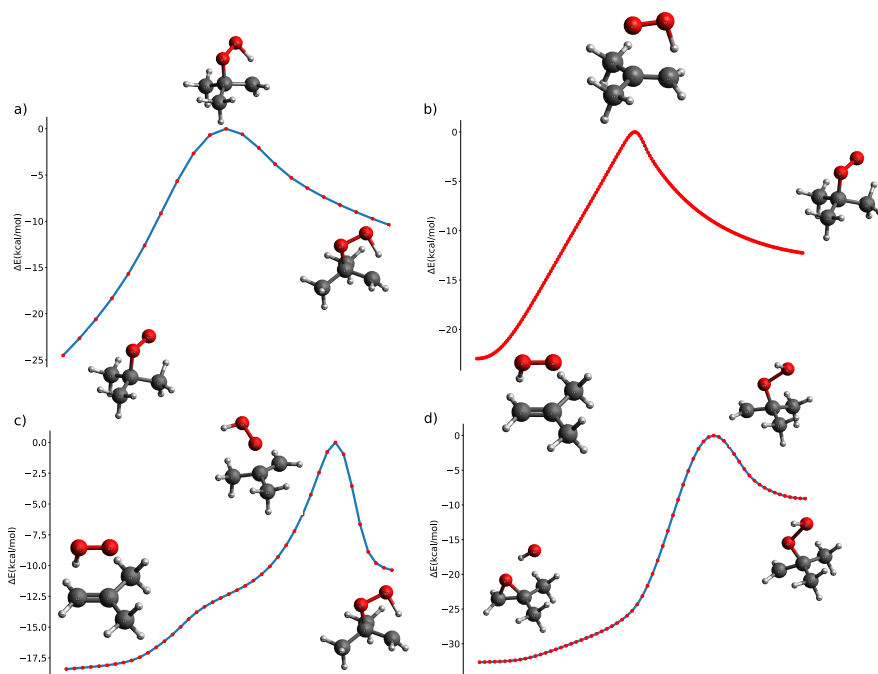


Figure S16: The IRC profile for the combustion of tertbutyl radical

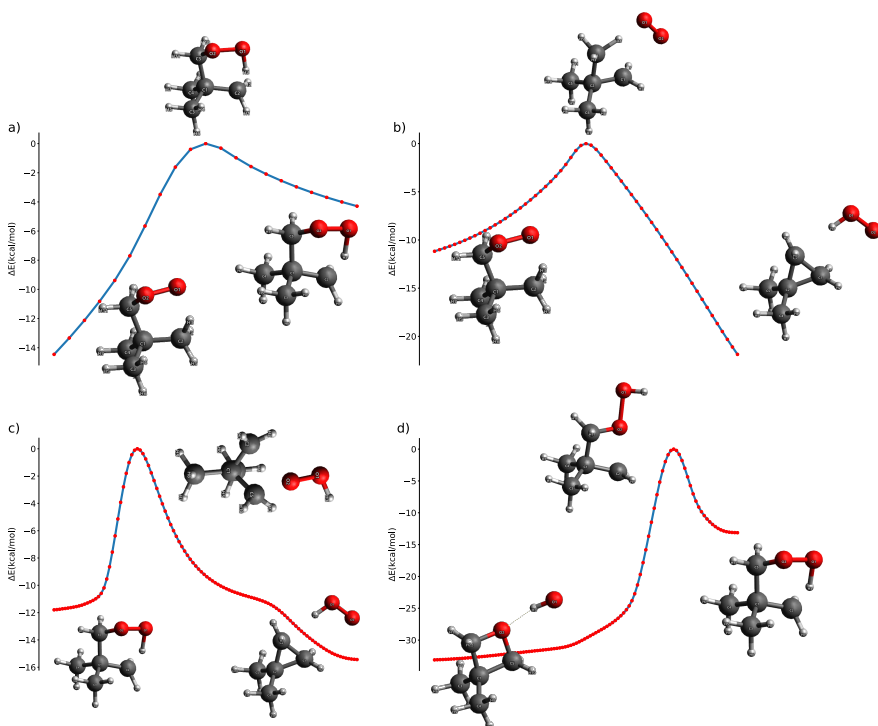


Figure S17: The IRC profile for the combustion of neopentyl radical

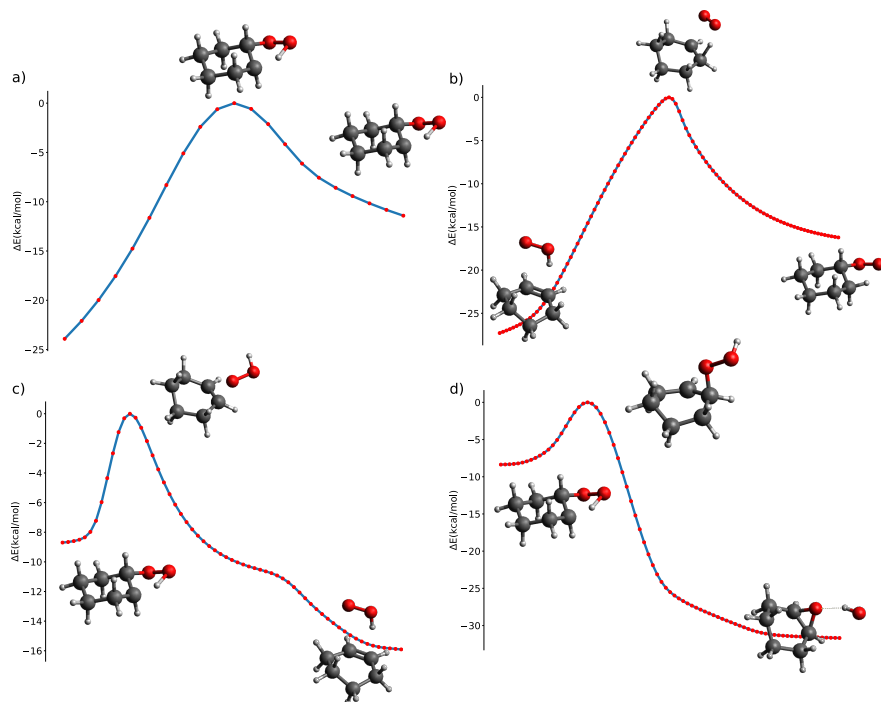


Figure S18: The IRC profile for the combustion of cyclohexyl radical

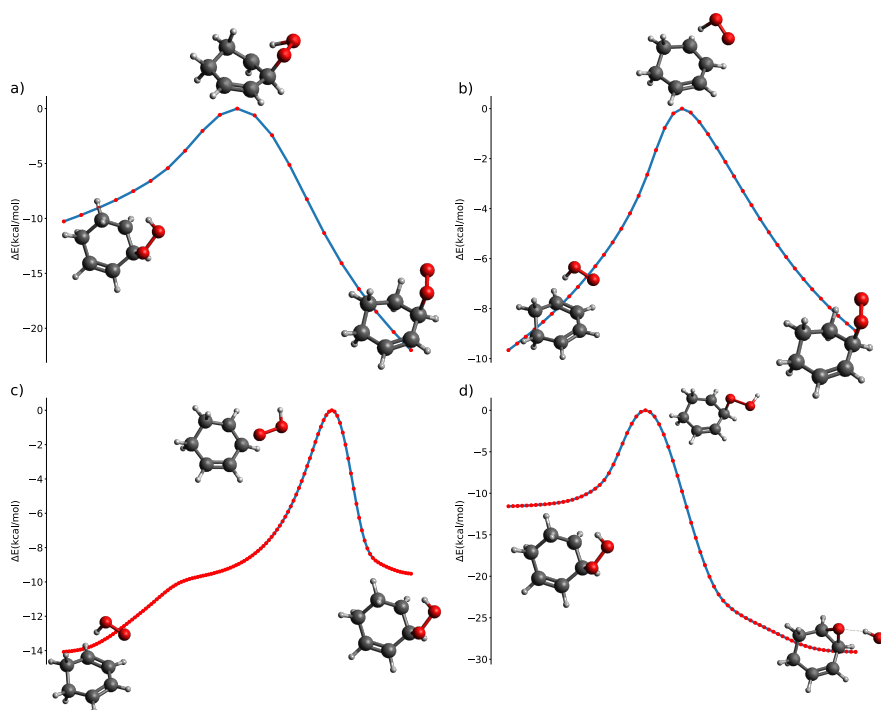


Figure S19: The IRC profile for the combustion of α -cyclohexenyl radical

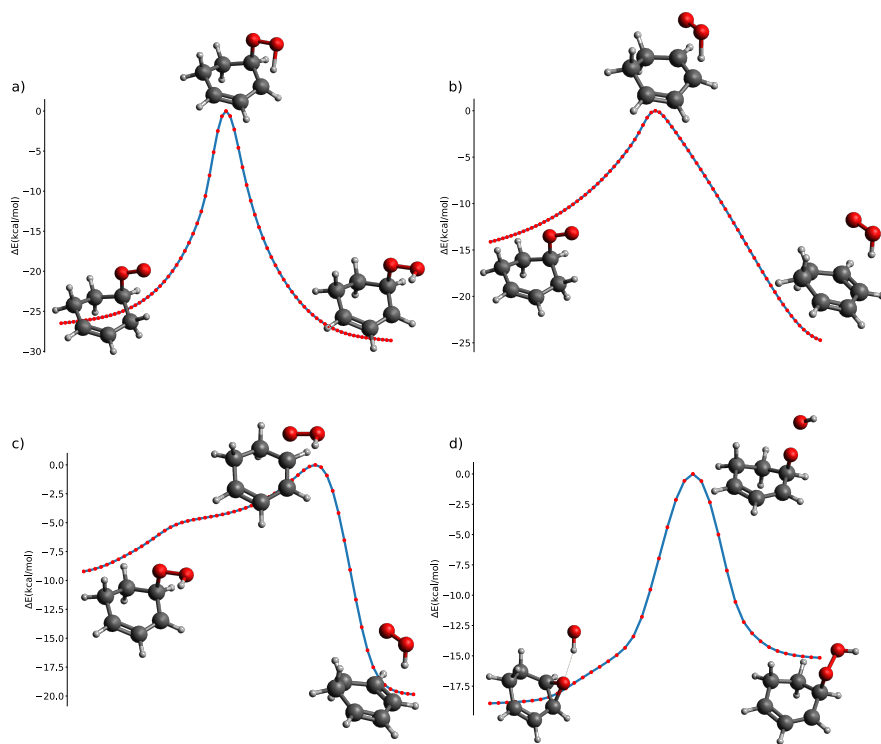


Figure S20: The IRC profile for the combustion of β -cyclohexenyl radical

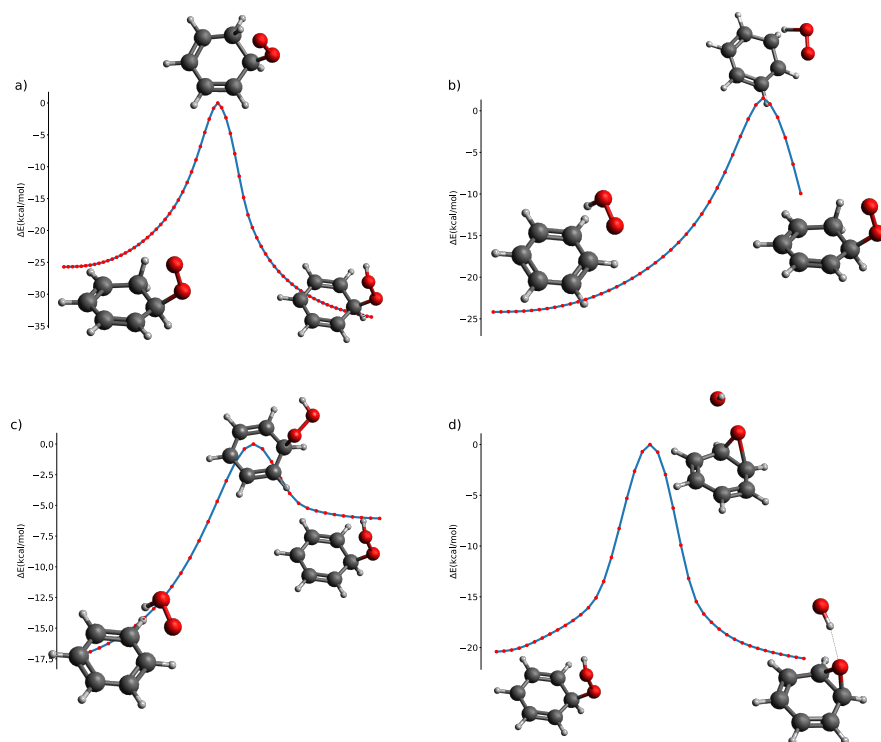


Figure S21: The IRC profile for the combustion of cyclohexadienyl radical

W1-level equilibrium geometry, harmonic frequencies, and thermochemistry energies of different reaction species involved in combustion reaction of R.

Hydrocarbon 1: ethyl

Species 1: ·R

[W1 data]

== B3LYP/cc-pVTZ+d equilibrium geometry (Angstrom) ==

| | | | |
|---|-----------|-----------|-----------|
| C | 0.691636 | -0.000000 | -0.002049 |
| C | -0.792081 | 0.000000 | -0.017585 |
| H | 1.103759 | -0.884476 | -0.491892 |
| H | 1.091851 | 0.000004 | 1.022920 |
| H | 1.103759 | 0.884472 | -0.491898 |
| H | -1.348350 | -0.924419 | 0.039336 |
| H | -1.348349 | 0.924419 | 0.039336 |

== B3LYP/cc-pVTZ+d harmonic frequencies (cm⁻¹) ==

| | | | | | | |
|-----------|-----------|-----------|-----------|-----------|-----------|-----------|
| 104.8073 | 486.2223 | 813.8449 | 982.2743 | 1061.8581 | 1195.8772 | 1402.1395 |
| 1467.3672 | 1481.5538 | 1482.2557 | 2943.0673 | 3034.7866 | 3077.3432 | 3142.6027 |
| 3240.6016 | | | | | | |

== Thermochemistry energies (hartree) ==

ZPVE = 0.058156 (after scaling by 0.985)
W1 Ee = -79.168722 (total electronic energy)
W1 U0 = -79.110566 (Zero-kelvin internal energy)

[CCSDT-F12a/cc-pVDZ-F12 data]

CCSD(T)-F12a/cc-pVDZ-F12 Ee = -79.029415 (total electronic energy)

Species 2: ROO·

[W1 data]

== B3LYP/cc-pVTZ+d equilibrium geometry (Angstrom) ==

| | | | |
|---|-----------|-----------|-----------|
| C | 1.744457 | -0.181342 | -0.000005 |
| C | 0.414201 | 0.535217 | 0.000005 |
| H | 1.852261 | -0.807843 | 0.884837 |
| H | 2.551771 | 0.551299 | -0.000002 |
| H | 1.852256 | -0.807830 | -0.884857 |
| O | -0.633958 | -0.480438 | 0.000009 |
| H | 0.265409 | 1.148873 | 0.887848 |
| H | 0.265397 | 1.148879 | -0.887833 |
| O | -1.833422 | 0.060860 | -0.000007 |

== B3LYP/cc-pVTZ+d harmonic frequencies (cm⁻¹) ==

| | | | | | | |
|-----------|-----------|-----------|-----------|-----------|-----------|-----------|
| 74.2528 | 223.5669 | 307.1919 | 502.3475 | 805.6244 | 841.9603 | 1015.2529 |
| 1133.9237 | 1150.2037 | 1193.6478 | 1278.2306 | 1381.0735 | 1420.0700 | 1486.8332 |
| 1496.2760 | 1508.8877 | 3043.2166 | 3055.1942 | 3096.0954 | 3109.4166 | 3120.8248 |

== Thermochemistry energies (hartree) ==

ZPVE = 0.070111 (after scaling by 0.985)
W1 Ee = -229.643821 (total electronic energy)
W1 U0 = -229.573710 (Zero-kelvin internal energy)

[CCSDT-F12a/cc-pVDZ-F12 data]

CCSD(T)-F12a/cc-pVDZ-F12 Ee = -229.268433 (total electronic energy)

Species 3: ·QOOH

[W1 data]

== B3LYP/cc-pVTZ+d equilibrium geometry (Angstrom) ==

| | | | |
|---|-----------|-----------|-----------|
| C | -1.852200 | -0.166980 | 0.027775 |
| C | -0.531369 | 0.493419 | 0.058741 |
| H | -2.708700 | 0.334573 | -0.394654 |
| H | -1.980039 | -1.139938 | 0.478434 |
| O | 0.457468 | -0.513383 | -0.173682 |
| H | -0.450756 | 1.278182 | -0.699368 |
| H | -0.333842 | 0.959118 | 1.037207 |
| O | 1.752335 | 0.130903 | -0.036404 |
| H | 2.096334 | -0.330729 | 0.739984 |

== B3LYP/cc-pVTZ+d harmonic frequencies (cm⁻¹) ==

| | | | | | | |
|-----------|-----------|-----------|-----------|-----------|-----------|-----------|
| 110.0437 | 129.5381 | 203.3557 | 300.0234 | 469.0284 | 512.6005 | 819.4553 |
| 933.8400 | 986.9561 | 1071.2743 | 1143.1600 | 1225.4651 | 1359.2805 | 1383.6467 |
| 1454.7737 | 1496.5921 | 2921.5501 | 3022.7943 | 3156.2382 | 3264.6239 | 3758.8937 |

== Thermochemistry energies (hartree) ==

ZPVE = 0.066698 (after scaling by 0.985)
W1 Ee = -229.614038 (total electronic energy)
W1 U0 = -229.547339 (Zero-kelvin internal energy)

[CCSDT-F12a/cc-pVDZ-F12 data]

CCSD(T)-F12a/cc-pVDZ-F12 Ee = -229.238190 (total electronic energy)

Species 4: *cy*-ether

[W1 data]

== B3LYP/cc-pVTZ+d equilibrium geometry (Angstrom) ==

| | | | |
|---|-----------|-----------|-----------|
| C | 0.731430 | -0.371702 | 0.000000 |
| C | -0.731430 | -0.371702 | -0.000000 |
| O | -0.000000 | 0.853606 | -0.000000 |
| H | 1.266004 | -0.592106 | -0.918210 |
| H | 1.266004 | -0.592106 | 0.918209 |
| H | -1.266003 | -0.592106 | 0.918210 |
| H | -1.266004 | -0.592106 | -0.918209 |

== B3LYP/cc-pVTZ+d harmonic frequencies (cm⁻¹) ==

| | | | | | | |
|-----------|-----------|-----------|-----------|-----------|-----------|-----------|
| 820.9816 | 846.5212 | 892.4287 | 1047.1821 | 1150.3912 | 1156.3546 | 1171.7311 |
| 1177.3731 | 1301.7028 | 1507.0326 | 1541.1250 | 3078.8490 | 3085.5370 | 3157.5797 |
| 3173.3447 | | | | | | |

== Thermochemistry energies (hartree) ==

| | | |
|---------|-------------|-------------------------------|
| ZPVE = | 0.056343 | (after scaling by 0.985) |
| W1 Ee = | -153.855513 | (total electronic energy) |
| W1 U0 = | -153.799170 | (Zero-kelvin internal energy) |

[CCSDT-F12a/cc-pVDZ-F12 data]

CCSD(T)-F12a/cc-pVDZ-F12 Ee = -153.598131 (total electronic energy)

Species 5: alkene

[W1 data]

== B3LYP/cc-pVTZ+d equilibrium geometry (Angstrom) ==

| | | | |
|---|-----------|-----------|-----------|
| C | 0.000000 | -0.661966 | -0.000000 |
| C | 0.000000 | 0.661966 | 0.000000 |
| H | -0.920567 | -1.231546 | 0.000000 |
| H | 0.920567 | -1.231546 | -0.000000 |
| H | -0.920567 | 1.231546 | 0.000000 |
| H | 0.920567 | 1.231546 | -0.000000 |

== B3LYP/cc-pVTZ+d harmonic frequencies (cm⁻¹) ==

| | | | | | | |
|-----------|-----------|-----------|-----------|-----------|-----------|-----------|
| 835.8298 | 978.9608 | 983.5714 | 1067.0956 | 1246.4512 | 1382.3409 | 1478.8937 |
| 1693.3624 | 3126.1146 | 3139.9061 | 3195.1940 | 3223.6535 | | |

== Thermochemistry energies (hartree) ==

ZPVE = 0.050156 (after scaling by 0.985)
W1 Ee = -78.604857 (total electronic energy)
W1 U0 = -78.554701 (Zero-kelvin internal energy)

[CCSDT-F12a/cc-pVDZ-F12 data]

CCSD(T)-F12a/cc-pVDZ-F12 Ee = -78.465674 (total electronic energy)

Species 6: Transition state along $\text{ROO} \cdot \xrightarrow{\text{TS1}} \cdot\text{QOOH}$

[W1 data]

== B3LYP/cc-pVTZ+d equilibrium geometry (Angstrom) ==

| | | | |
|---|-----------|-----------|-----------|
| C | -1.222388 | -0.566466 | -0.119613 |
| H | -1.941196 | -0.966413 | 0.586382 |
| H | 0.022943 | -1.137914 | 0.059018 |
| H | -1.471076 | -0.736313 | -1.162951 |
| C | -0.540324 | 0.752654 | 0.211403 |
| H | -0.961280 | 1.623724 | -0.293709 |
| H | -0.528184 | 0.915931 | 1.291989 |
| O | 0.791214 | 0.598096 | -0.290043 |
| O | 1.140669 | -0.700114 | 0.161109 |

== B3LYP/cc-pVTZ+d harmonic frequencies (cm⁻¹) ==

| | | | | | | |
|------------|-----------|-----------|-----------|-----------|-----------|-----------|
| -2274.2560 | 274.9541 | 438.7388 | 554.4706 | 687.2618 | 868.9591 | 899.9893 |
| 906.2836 | 962.5398 | 1047.0938 | 1110.8987 | 1169.2613 | 1244.6992 | 1346.9688 |
| 1456.7294 | 1499.5115 | 1723.6265 | 3022.5170 | 3077.4755 | 3101.5997 | 3192.2292 |

== Thermochemistry energies (hartree) ==

ZPVE = 0.064146 (after scaling by 0.985)
W1 Ee = -229.578911 (total electronic energy)
W1 U0 = -229.514765 (Zero-kelvin internal energy)

[CCSDT-F12a/cc-pVDZ-F12 data]

CCSD(T)-F12a/cc-pVDZ-F12 Ee = -229.203690 (total electronic energy)

Species 7: Transition state along $\text{ROO} \cdot \xrightarrow{\text{TS2}} \text{alkene} + \cdot\text{OOH}$

[W1 data]

== B3LYP/cc-pVTZ+d equilibrium geometry (Angstrom) ==

| | | | |
|---|-----------|-----------|-----------|
| C | -1.285569 | -0.616825 | 0.000027 |
| H | -1.630771 | -1.085342 | 0.915429 |
| H | 0.026458 | -0.950626 | -0.000075 |
| H | -1.630877 | -1.085201 | -0.915406 |
| C | -1.044096 | 0.743790 | 0.000118 |
| H | -1.023461 | 1.316997 | -0.914815 |
| H | -1.023353 | 1.316856 | 0.915137 |
| O | 1.145733 | 0.615227 | -0.000019 |
| O | 1.261766 | -0.649536 | -0.000123 |

== B3LYP/cc-pVTZ+d harmonic frequencies (cm⁻¹) ==

| | | | | | | |
|------------|-----------|-----------|-----------|-----------|-----------|-----------|
| -1089.2415 | 216.0393 | 354.2849 | 478.9129 | 516.9775 | 643.5291 | 832.9459 |
| 891.5177 | 1016.0131 | 1040.6236 | 1233.2915 | 1299.5412 | 1315.1097 | 1334.4709 |
| 1474.4510 | 1571.0968 | 1599.0782 | 3102.4777 | 3160.7059 | 3177.7927 | 3246.4129 |

== Thermochemistry energies (hartree) ==

ZPVE = 0.063966 (after scaling by 0.985)
W1 Ee = -229.587475 (total electronic energy)
W1 U0 = -229.523509 (Zero-kelvin internal energy)

[CCSDT-F12a/cc-pVDZ-F12 data]

CCSD(T)-F12a/cc-pVDZ-F12 Ee = -229.211904 (total electronic energy)

Species 8: Transition state along $\cdot\text{QOOH} \xrightarrow{\text{TS}_3} \text{alkene} + \cdot\text{OOH}$

[W1 data]

== B3LYP/cc-pVTZ+d equilibrium geometry (Angstrom) ==

| | | | |
|---|-----------|-----------|-----------|
| C | -1.625492 | 0.535263 | -0.115726 |
| H | -2.181955 | 0.478982 | -1.040579 |
| H | 1.676417 | 1.144824 | -0.288345 |
| H | -1.556027 | 1.502362 | 0.362906 |
| C | -0.927126 | -0.548362 | 0.362641 |
| H | -0.522174 | -0.530436 | 1.363983 |
| H | -1.134012 | -1.532305 | -0.034874 |
| O | 0.760953 | -0.468441 | -0.484652 |
| O | 1.618229 | 0.345337 | 0.254079 |

== B3LYP/cc-pVTZ+d harmonic frequencies (cm⁻¹) ==

| | | | | | | |
|-----------|-----------|-----------|-----------|-----------|-----------|-----------|
| -533.1097 | 91.2057 | 227.0998 | 306.5308 | 415.9603 | 470.6679 | 817.9757 |
| 835.6601 | 918.9880 | 1030.2604 | 1084.6426 | 1244.5559 | 1263.4251 | 1382.3208 |
| 1470.8280 | 1549.3441 | 3140.8926 | 3144.8996 | 3216.0621 | 3241.8410 | 3717.4656 |

== Thermochemistry energies (hartree) ==

ZPVE = 0.066356 (after scaling by 0.985)
W1 Ee = -229.586871 (total electronic energy)
W1 U0 = -229.520514 (Zero-kelvin internal energy)

[CCSDT-F12a/cc-pVDZ-F12 data]

CCSD(T)-F12a/cc-pVDZ-F12 Ee = -229.211256 (total electronic energy)

Species 9: Transition state along $\cdot\text{QOOH} \xrightarrow{\text{TS4}} \text{cycloether} + \cdot\text{OH}$

[W1 data]

== B3LYP/cc-pVTZ+d equilibrium geometry (Angstrom) ==

| | | | |
|---|-----------|-----------|-----------|
| C | 1.694417 | -0.258022 | 0.043055 |
| H | 2.126977 | -0.605577 | -0.881634 |
| H | -2.125997 | -0.710448 | 0.532811 |
| H | 1.991309 | -0.727872 | 0.967095 |
| C | 0.582893 | 0.704239 | 0.030160 |
| H | 0.404487 | 1.231206 | 0.968323 |
| H | 0.540807 | 1.384108 | -0.822162 |
| O | -0.200115 | -0.444105 | -0.124266 |
| O | -1.875066 | 0.038015 | -0.026199 |

== B3LYP/cc-pVTZ+d harmonic frequencies (cm⁻¹) ==

| | | | | | | |
|-----------|-----------|-----------|-----------|-----------|-----------|-----------|
| -753.5035 | 90.8140 | 134.8719 | 258.8011 | 400.1051 | 505.8126 | 781.5253 |
| 838.0150 | 937.2796 | 997.2226 | 1166.4545 | 1170.4344 | 1203.4706 | 1317.1301 |
| 1471.1226 | 1535.9148 | 3031.5855 | 3084.1669 | 3167.4547 | 3281.3366 | 3777.9256 |

== Thermochemistry energies (hartree) ==

ZPVE = 0.065416 (after scaling by 0.985)
W1 Ee = -229.589061 (total electronic energy)
W1 U0 = -229.523646 (Zero-kelvin internal energy)

[CCSDT-F12a/cc-pVDZ-F12 data]

CCSD(T)-F12a/cc-pVDZ-F12 Ee = -229.213812 (total electronic energy)

Hydrocarbon 2: isopropyl

Species 1: ·R

[W1 data]

== B3LYP/cc-pVTZ+d equilibrium geometry (Angstrom) ==

| | | | |
|---|-----------|-----------|-----------|
| C | 1.294138 | -0.197180 | 0.002337 |
| C | -0.000000 | 0.532887 | -0.041105 |
| C | -1.294138 | -0.197180 | 0.002337 |
| H | 2.139669 | 0.453710 | -0.221196 |
| H | 1.309964 | -1.030634 | -0.708112 |
| H | 1.483889 | -0.641834 | 0.991608 |
| H | 0.000000 | 1.606355 | 0.093979 |
| H | -1.309964 | -1.030634 | -0.708112 |
| H | -2.139669 | 0.453710 | -0.221196 |
| H | -1.483889 | -0.641835 | 0.991608 |

== B3LYP/cc-pVTZ+d harmonic frequencies (cm⁻¹) ==

| | | | | | | |
|-----------|-----------|-----------|-----------|-----------|-----------|-----------|
| 108.0142 | 110.0636 | 351.0519 | 390.5172 | 884.7674 | 941.2064 | 948.1429 |
| 1029.2895 | 1146.0139 | 1181.1098 | 1371.8999 | 1409.4355 | 1414.2704 | 1468.3527 |
| 1477.4209 | 1478.6875 | 1491.0577 | 2933.1961 | 2937.2405 | 3007.7790 | 3009.0800 |
| 3082.4644 | 3083.5626 | 3167.9761 | | | | |

== Thermochemistry energies (hartree) ==

ZPVE = 0.086220 (after scaling by 0.985)
W1 Ee = -118.495776 (total electronic energy)
W1 U0 = -118.409556 (Zero-kelvin internal energy)

[CCSDT-F12a/cc-pVDZ-F12 data]

CCSD(T)-F12a/cc-pVDZ-F12 Ee = -118.286801 (total electronic energy)

Species 2: ROO·

[W1 data]

== B3LYP/cc-pVTZ+d equilibrium geometry (Angstrom) ==

| | | | |
|---|-----------|-----------|-----------|
| C | 1.557589 | -0.849100 | 0.019749 |
| C | 0.367826 | 0.018772 | -0.337445 |
| C | 0.486014 | 1.463512 | 0.108219 |
| H | 1.401385 | -1.878604 | -0.300108 |
| H | 1.732552 | -0.841900 | 1.096080 |
| H | 2.451715 | -0.467755 | -0.473428 |
| H | 0.689245 | 1.522585 | 1.178287 |
| H | -0.435814 | 2.000834 | -0.107015 |
| H | 1.302902 | 1.950956 | -0.425191 |
| O | -0.787241 | -0.604232 | 0.337199 |
| O | -1.931838 | -0.151722 | -0.125850 |
| H | 0.142070 | -0.037586 | -1.402548 |

== B3LYP/cc-pVTZ+d harmonic frequencies (cm⁻¹) ==

| | | | | | | |
|-----------|-----------|-----------|-----------|-----------|-----------|-----------|
| 99.0371 | 199.7081 | 237.6007 | 302.5951 | 343.0845 | 449.4491 | 521.4669 |
| 791.9765 | 886.3322 | 939.9622 | 950.6077 | 1123.5137 | 1153.2153 | 1195.9904 |
| 1204.7216 | 1344.1207 | 1368.1951 | 1403.3738 | 1421.4108 | 1482.8878 | 1488.9614 |
| 1494.3705 | 1511.5021 | 3036.2506 | 3040.9106 | 3062.2310 | 3099.6125 | 3109.6361 |
| 3112.3951 | 3120.3661 | | | | | |

== Thermochemistry energies (hartree) ==

ZPVE = 0.097604 (after scaling by 0.985)
W1 Ee = -268.972923 (total electronic energy)
W1 U0 = -268.875319 (Zero-kelvin internal energy)

[CCSDT-F12a/cc-pVDZ-F12 data]

CCSD(T)-F12a/cc-pVDZ-F12 Ee = -268.527989 (total electronic energy)

Species 3: ·QOOH

[W1 data]

== B3LYP/cc-pVTZ+d equilibrium geometry (Angstrom) ==

| | | | |
|---|-----------|-----------|-----------|
| C | 1.690585 | -0.689674 | 0.023809 |
| C | 0.415876 | 0.074284 | -0.336531 |
| C | 0.439022 | 1.491088 | 0.110637 |
| H | 1.608619 | -1.728445 | -0.295243 |
| H | 1.860184 | -0.664931 | 1.100346 |
| H | 2.547635 | -0.234432 | -0.470990 |
| H | 0.529234 | 1.713122 | 1.166125 |
| H | 0.388342 | 2.311646 | -0.589110 |
| O | -0.628624 | -0.676243 | 0.322328 |
| O | -1.905372 | -0.206703 | -0.174531 |
| H | 0.238717 | 0.015634 | -1.412699 |
| H | -2.173658 | 0.396793 | 0.531707 |

== B3LYP/cc-pVTZ+d harmonic frequencies (cm⁻¹) ==

| | | | | | | |
|-----------|-----------|-----------|-----------|-----------|-----------|-----------|
| 83.4052 | 136.1081 | 217.1285 | 232.7340 | 279.5208 | 336.2052 | 456.4842 |
| 482.5275 | 583.7069 | 829.8867 | 906.5006 | 926.8397 | 947.8389 | 1035.7493 |
| 1154.3802 | 1175.6436 | 1319.9764 | 1366.9110 | 1378.9031 | 1398.3131 | 1458.5600 |
| 1484.4061 | 1496.7041 | 3037.0159 | 3038.9094 | 3108.8988 | 3112.6193 | 3135.6699 |
| 3246.0430 | 3747.7208 | | | | | |

== Thermochemistry energies (hartree) ==

ZPVE = 0.094507 (after scaling by 0.985)
W1 Ee = -268.942482 (total electronic energy)
W1 U0 = -268.847975 (Zero-kelvin internal energy)

[CCSDT-F12a/cc-pVDZ-F12 data]

CCSD(T)-F12a/cc-pVDZ-F12 Ee = -268.497205 (total electronic energy)

Species 4: *cy*-ether

[W1 data]

== B3LYP/cc-pVTZ+d equilibrium geometry (Angstrom) ==

| | | | |
|---|-----------|-----------|-----------|
| C | -1.506883 | 0.098067 | -0.148522 |
| C | -0.152156 | -0.036390 | 0.486086 |
| C | 1.039267 | 0.615939 | -0.060866 |
| H | -2.078321 | -0.824652 | -0.035345 |
| H | -1.413569 | 0.313775 | -1.212601 |
| H | -2.073128 | 0.903919 | 0.322991 |
| O | 0.827897 | -0.788134 | -0.239781 |
| H | -0.154185 | -0.249774 | 1.552381 |
| H | 1.863894 | 0.881375 | 0.592649 |
| H | 0.950765 | 1.214734 | -0.962017 |

== B3LYP/cc-pVTZ+d harmonic frequencies (cm⁻¹) ==

| | | | | | | |
|-----------|-----------|-----------|-----------|-----------|-----------|-----------|
| 206.0392 | 366.6399 | 410.5318 | 771.8821 | 844.8421 | 907.5872 | 974.0105 |
| 1042.0992 | 1130.0974 | 1156.6732 | 1165.3168 | 1188.0691 | 1294.1605 | 1407.0987 |
| 1439.9307 | 1483.5220 | 1497.8665 | 1531.5306 | 3028.4132 | 3078.6941 | 3085.5630 |
| 3087.1776 | 3109.8463 | 3161.6612 | | | | |

== Thermochemistry energies (hartree) ==

ZPVE = 0.083856 (after scaling by 0.985)
W1 Ee = -193.185543 (total electronic energy)
W1 U0 = -193.101687 (Zero-kelvin internal energy)

[CCSDT-F12a/cc-pVDZ-F12 data]

CCSD(T)-F12a/cc-pVDZ-F12 Ee = -192.858655 (total electronic energy)

Species 5: alkene

[W1 data]

== B3LYP/cc-pVTZ+d equilibrium geometry (Angstrom) ==

| | | | |
|---|-----------|-----------|-----------|
| C | 1.230760 | -0.161964 | 0.000017 |
| C | -0.134285 | 0.452265 | -0.000173 |
| C | -1.277679 | -0.219887 | -0.000007 |
| H | 1.802769 | 0.153368 | 0.876702 |
| H | 1.803971 | 0.153838 | -0.875707 |
| H | 1.179896 | -1.250881 | -0.000295 |
| H | -0.166820 | 1.538156 | 0.000026 |
| H | -1.299008 | -1.303499 | -0.000161 |
| H | -2.233587 | 0.286535 | 0.000411 |

== B3LYP/cc-pVTZ+d harmonic frequencies (cm⁻¹) ==

| | | | | | | |
|-----------|-----------|-----------|-----------|-----------|-----------|-----------|
| 205.3893 | 426.3125 | 592.5848 | 924.6092 | 947.7973 | 950.8368 | 1030.2464 |
| 1074.7583 | 1193.2901 | 1332.4547 | 1411.1422 | 1453.1586 | 1480.3100 | 1495.1727 |
| 1713.2537 | 3014.3956 | 3055.4048 | 3091.0867 | 3122.4458 | 3129.0737 | 3209.1532 |

== Thermochemistry energies (hartree) ==

ZPVE = 0.078210 (after scaling by 0.985)
W1 Ee = -117.931883 (total electronic energy)
W1 U0 = -117.853673 (Zero-kelvin internal energy)

[CCSDT-F12a/cc-pVDZ-F12 data]

CCSD(T)-F12a/cc-pVDZ-F12 Ee = -117.723135 (total electronic energy)

Species 6: Transition state along $\text{ROO} \cdot \xrightarrow{\text{TS1}} \cdot\text{QOOH}$

[W1 data]

== B3LYP/cc-pVTZ+d equilibrium geometry (Angstrom) ==

| | | | |
|---|-----------|-----------|-----------|
| C | 0.107902 | 1.380235 | -0.117394 |
| H | 0.044709 | 2.231466 | 0.551560 |
| H | -0.078164 | 1.613755 | -1.162745 |
| H | 1.361734 | 0.815538 | -0.082115 |
| C | -0.417122 | 0.033843 | 0.373739 |
| H | -0.339473 | -0.000158 | 1.465112 |
| C | -1.811936 | -0.342302 | -0.084470 |
| H | -2.540596 | 0.358274 | 0.324370 |
| H | -1.878365 | -0.321418 | -1.171945 |
| H | -2.070937 | -1.342749 | 0.263113 |
| O | 1.770664 | -0.308768 | 0.036747 |
| O | 0.507839 | -0.914402 | -0.189072 |

== B3LYP/cc-pVTZ+d harmonic frequencies (cm⁻¹) ==

| | | | | | | |
|------------|-----------|-----------|-----------|-----------|-----------|-----------|
| -2229.5380 | 193.6070 | 206.6409 | 316.4591 | 401.9669 | 482.9566 | 570.3859 |
| 653.8259 | 840.7772 | 873.2173 | 922.5457 | 956.2967 | 972.8956 | 1092.7208 |
| 1110.1643 | 1139.2020 | 1180.3636 | 1334.1392 | 1377.9033 | 1409.8930 | 1457.0231 |
| 1484.4302 | 1496.3130 | 1718.6786 | 3009.6166 | 3037.1843 | 3090.8801 | 3103.0547 |
| 3110.6763 | 3184.3479 | | | | | |

== Thermochemistry energies (hartree) ==

ZPVE = 0.091394 (after scaling by 0.985)
W1 Ee = -268.909011 (total electronic energy)
W1 U0 = -268.817617 (Zero-kelvin internal energy)

[CCSDT-F12a/cc-pVDZ-F12 data]

CCSD(T)-F12a/cc-pVDZ-F12 Ee = -268.464270 (total electronic energy)

Species 7: Transition state along $\text{ROO}\cdot \xrightarrow{\text{TS2}} \text{alkene} + \cdot\text{OOH}$

[W1 data]

== B3LYP/cc-pVTZ+d equilibrium geometry (Angstrom) ==

| | | | |
|---|-----------|-----------|-----------|
| C | -0.318352 | 1.405754 | -0.045578 |
| H | -0.077361 | 2.213988 | 0.636823 |
| H | -0.660059 | 1.718665 | -1.027834 |
| H | 0.910852 | 0.914651 | -0.306183 |
| C | -0.820927 | 0.225485 | 0.478778 |
| H | -0.755081 | 0.060857 | 1.546583 |
| C | -1.666571 | -0.735539 | -0.283845 |
| H | -1.534288 | -0.620544 | -1.359456 |
| H | -1.450086 | -1.767406 | -0.009176 |
| H | -2.722395 | -0.552349 | -0.056129 |
| O | 1.794402 | -0.002177 | -0.295321 |
| O | 1.096038 | -0.915580 | 0.255227 |

== B3LYP/cc-pVTZ+d harmonic frequencies (cm⁻¹) ==

| | | | | | | |
|------------|-----------|-----------|-----------|-----------|-----------|-----------|
| -1078.3680 | 149.4909 | 175.6899 | 207.7079 | 365.7842 | 420.3225 | 508.3866 |
| 624.2410 | 636.7650 | 894.9108 | 956.1438 | 962.3985 | 1035.8341 | 1062.6771 |
| 1200.0591 | 1287.2995 | 1308.5527 | 1317.7436 | 1406.7636 | 1442.8220 | 1476.7399 |
| 1488.8662 | 1571.5485 | 1599.6502 | 3008.8532 | 3072.6314 | 3093.7832 | 3108.9174 |
| 3161.6502 | 3180.5679 | | | | | |

== Thermochemistry energies (hartree) ==

ZPVE = 0.091390 (after scaling by 0.985)
W1 Ee = -268.917052 (total electronic energy)
W1 U0 = -268.825662 (Zero-kelvin internal energy)

[CCSDT-F12a/cc-pVDZ-F12 data]

CCSD(T)-F12a/cc-pVDZ-F12 Ee = -268.471990 (total electronic energy)

Species 8: Transition state along $\cdot\text{QOOH} \xrightarrow{\text{TS}_3} \text{alkene} + \cdot\text{OOH}$

[W1 data]

== B3LYP/cc-pVTZ+d equilibrium geometry (Angstrom) ==

| | | | |
|---|-----------|-----------|-----------|
| C | -0.717212 | 1.454957 | -0.119912 |
| H | -0.127007 | 2.256686 | 0.300522 |
| H | -1.260894 | 1.658666 | -1.032845 |
| H | 2.434326 | 0.474479 | -0.368593 |
| C | -0.671273 | 0.181161 | 0.408776 |
| H | -0.244311 | 0.065758 | 1.396922 |
| C | -1.649450 | -0.877960 | -0.004827 |
| H | -1.939309 | -0.761269 | -1.049111 |
| H | -1.223661 | -1.870435 | 0.131882 |
| H | -2.552731 | -0.809223 | 0.605864 |
| O | 2.023440 | -0.157469 | 0.238085 |
| O | 0.869209 | -0.537982 | -0.449193 |

== B3LYP/cc-pVTZ+d harmonic frequencies (cm⁻¹) ==

| | | | | | | |
|-----------|-----------|-----------|-----------|-----------|-----------|-----------|
| -502.0347 | 77.2151 | 144.3460 | 199.9043 | 296.8304 | 319.6959 | 417.2000 |
| 440.8612 | 520.7855 | 810.8888 | 895.4051 | 942.9991 | 956.5096 | 1024.0479 |
| 1082.1822 | 1191.7425 | 1268.2948 | 1380.4795 | 1401.4365 | 1434.1805 | 1479.7537 |
| 1495.4993 | 1535.6085 | 3030.7300 | 3087.3208 | 3114.3451 | 3138.0173 | 3159.0095 |
| 3231.4749 | 3721.2202 | | | | | |

== Thermochemistry energies (hartree) ==

ZPVE = 0.093795 (after scaling by 0.985)
W1 Ee = -268.915747 (total electronic energy)
W1 U0 = -268.821952 (Zero-kelvin internal energy)

[CCSDT-F12a/cc-pVDZ-F12 data]

CCSD(T)-F12a/cc-pVDZ-F12 Ee = -268.470670 (total electronic energy)

Species 9: Transition state along $\cdot\text{QOOH} \xrightarrow{\text{TS4}} \text{cycloether} + \cdot\text{OH}$

[W1 data]

== B3LYP/cc-pVTZ+d equilibrium geometry (Angstrom) ==

| | | | |
|---|-----------|-----------|-----------|
| C | 1.328750 | -1.111615 | -0.010989 |
| H | 1.337250 | -2.018033 | 0.573212 |
| H | 1.817421 | -1.104394 | -0.973549 |
| C | 0.509882 | 0.039305 | 0.410748 |
| H | 0.292989 | 0.046625 | 1.481818 |
| C | 0.866820 | 1.414864 | -0.103616 |
| H | 1.101080 | 1.377743 | -1.167827 |
| H | 0.023219 | 2.088105 | 0.041361 |
| H | 1.727759 | 1.813636 | 0.435997 |
| O | -0.499496 | -0.620103 | -0.314111 |
| O | -2.007577 | 0.169848 | 0.018478 |
| H | -2.475845 | -0.656969 | 0.197195 |

== B3LYP/cc-pVTZ+d harmonic frequencies (cm⁻¹) ==

| | | | | | | |
|-----------|-----------|-----------|-----------|-----------|-----------|-----------|
| -740.6327 | 105.6354 | 150.0838 | 203.3205 | 251.6169 | 350.5830 | 415.1727 |
| 428.6591 | 538.0679 | 769.1875 | 845.9072 | 907.3394 | 927.5228 | 986.1707 |
| 1091.8859 | 1166.2383 | 1198.0876 | 1288.0605 | 1396.4421 | 1422.0378 | 1466.9220 |
| 1487.4752 | 1498.2347 | 3029.8699 | 3033.9197 | 3099.3422 | 3116.4493 | 3160.2450 |
| 3275.2054 | 3782.5489 | | | | | |

== Thermochemistry energies (hartree) ==

ZPVE = 0.092884 (after scaling by 0.985)
W1 Ee = -268.920648 (total electronic energy)
W1 U0 = -268.827765 (Zero-kelvin internal energy)

[CCSDT-F12a/cc-pVDZ-F12 data]

CCSD(T)-F12a/cc-pVDZ-F12 Ee = -268.475958 (total electronic energy)

Hydrocarbon 3: isobutyl

Species 1: ·R

[W1 data]

== B3LYP/cc-pVTZ+d equilibrium geometry (Angstrom) ==

| | | | |
|---|-----------|-----------|-----------|
| C | -1.268755 | -0.679206 | 0.101502 |
| C | -0.000003 | 0.059715 | -0.346127 |
| C | -0.000020 | 1.480077 | 0.101187 |
| C | 1.268776 | -0.679160 | 0.101437 |
| H | -2.166973 | -0.166159 | -0.245760 |
| H | -1.316887 | -0.738399 | 1.190674 |
| H | -1.289134 | -1.696251 | -0.293322 |
| H | -0.925833 | 2.030515 | 0.198930 |
| H | 0.925807 | 2.030322 | 0.199678 |
| H | -0.000067 | 0.052067 | -1.449569 |
| H | 1.317008 | -0.738263 | 1.190615 |
| H | 2.166963 | -0.166147 | -0.245950 |
| H | 1.289122 | -1.696240 | -0.293291 |

== B3LYP/cc-pVTZ+d harmonic frequencies (cm⁻¹) ==

| | | | | | | |
|-----------|-----------|-----------|-----------|-----------|-----------|-----------|
| 122.6150 | 228.7966 | 253.5757 | 360.0523 | 373.7450 | 411.5581 | 542.9511 |
| 810.2077 | 905.9566 | 947.5623 | 967.1558 | 982.2091 | 1091.6563 | 1180.4174 |
| 1205.7344 | 1318.8453 | 1328.2073 | 1399.9761 | 1415.1436 | 1467.2682 | 1489.8184 |
| 1493.3116 | 1503.5523 | 1511.3797 | 2893.7842 | 3019.5467 | 3023.4866 | 3080.7408 |
| 3084.6451 | 3085.0696 | 3087.5311 | 3131.4525 | 3230.3489 | | |

== Thermochemistry energies (hartree) ==

ZPVE = 0.114328 (after scaling by 0.985)
W1 Ee = -157.815778 (total electronic energy)
W1 U0 = -157.701450 (Zero-kelvin internal energy)

[CCSDT-F12a/cc-pVDZ-F12 data]

CCSD(T)-F12a/cc-pVDZ-F12 Ee = -157.537629 (total electronic energy)

Species 2: ROO·

[W1 data]

== B3LYP/cc-pVTZ+d equilibrium geometry (Angstrom) ==

| | | | |
|---|-----------|-----------|-----------|
| C | 1.984858 | -0.899222 | -0.165417 |
| C | 0.742102 | -0.013183 | -0.287945 |
| C | -0.357775 | -0.558890 | 0.614675 |
| C | 1.056898 | 1.451677 | 0.021474 |
| H | 1.768017 | -1.936283 | -0.426410 |
| H | 2.382673 | -0.884290 | 0.852243 |
| H | 2.773082 | -0.545688 | -0.830684 |
| H | 0.365338 | -0.084380 | -1.311772 |
| H | 1.451260 | 1.560560 | 1.034976 |
| H | 0.169099 | 2.077616 | -0.062996 |
| H | 1.807262 | 1.837690 | -0.669400 |
| O | -1.609731 | 0.169672 | 0.452971 |
| O | -2.213630 | -0.153516 | -0.673092 |
| H | -0.116441 | -0.429904 | 1.671111 |
| H | -0.569894 | -1.606855 | 0.407174 |

== B3LYP/cc-pVTZ+d harmonic frequencies (cm⁻¹) ==

| | | | | | | |
|-----------|-----------|-----------|-----------|-----------|-----------|-----------|
| 76.3854 | 109.0916 | 219.3306 | 234.7808 | 250.5676 | 332.9370 | 415.6778 |
| 418.0864 | 564.9671 | 817.4196 | 873.4656 | 937.6780 | 946.8789 | 956.3792 |
| 975.5436 | 1139.3979 | 1152.2855 | 1197.0320 | 1201.2073 | 1290.4553 | 1327.6167 |
| 1376.5753 | 1384.3715 | 1407.0402 | 1427.6585 | 1476.2450 | 1491.5985 | 1496.6487 |
| 1507.2019 | 1512.7898 | 3020.2410 | 3021.6721 | 3030.2480 | 3050.1113 | 3078.3494 |
| 3084.5650 | 3093.0823 | 3103.3409 | 3108.1994 | | | |

== Thermochemistry energies (hartree) ==

ZPVE = 0.125904 (after scaling by 0.985)
W1 Ee = -308.291652 (total electronic energy)
W1 U0 = -308.165749 (Zero-kelvin internal energy)

[CCSDT-F12a/cc-pVDZ-F12 data]

CCSD(T)-F12a/cc-pVDZ-F12 Ee = -307.777334 (total electronic energy)

Species 3: ·QOOH

[W1 data]

== B3LYP/cc-pVTZ+d equilibrium geometry (Angstrom) ==

| | | | |
|---|-----------|-----------|-----------|
| C | 1.747753 | -1.148068 | -0.170438 |
| C | 0.828672 | -0.004333 | 0.084194 |
| C | -0.384257 | -0.177993 | 0.931730 |
| C | 1.258994 | 1.375988 | -0.282916 |
| H | 1.242046 | -2.107979 | -0.061594 |
| H | 2.603225 | -1.152270 | 0.522119 |
| H | 2.178246 | -1.100358 | -1.175375 |
| H | 2.047683 | 1.744907 | 0.390221 |
| H | 0.431620 | 2.083978 | -0.230015 |
| H | 1.680466 | 1.414577 | -1.291300 |
| O | -1.580275 | 0.388399 | 0.371828 |
| O | -1.970741 | -0.435894 | -0.756588 |
| H | -0.307879 | 0.380120 | 1.875954 |
| H | -0.563479 | -1.228642 | 1.169149 |
| H | -1.610767 | 0.072063 | -1.496499 |

== B3LYP/cc-pVTZ+d harmonic frequencies (cm⁻¹) ==

| | | | | | | |
|-----------|-----------|-----------|-----------|-----------|-----------|-----------|
| 33.4358 | 70.5341 | 104.9496 | 129.9819 | 204.1928 | 235.8002 | 310.0464 |
| 367.7000 | 400.7589 | 551.2879 | 774.8480 | 858.6426 | 939.9628 | 942.3565 |
| 972.3378 | 1000.4202 | 1005.5271 | 1051.9266 | 1239.0216 | 1293.7248 | 1307.7913 |
| 1360.1532 | 1376.1121 | 1400.4718 | 1416.3914 | 1460.1408 | 1469.8108 | 1475.6848 |
| 1485.6146 | 1496.4919 | 2940.1077 | 2944.7109 | 2963.5689 | 3017.8420 | 3027.1571 |
| 3053.2430 | 3084.9746 | 3089.4938 | 3746.8587 | | | |

== Thermochemistry energies (hartree) ==

ZPVE = 0.122531 (after scaling by 0.985)
W1 Ee = -308.270527 (total electronic energy)
W1 U0 = -308.147996 (Zero-kelvin internal energy)

[CCSDT-F12a/cc-pVDZ-F12 data]

CCSD(T)-F12a/cc-pVDZ-F12 Ee = -307.755469 (total electronic energy)

Species 4: *cy*-ether

[W1 data]

== B3LYP/cc-pVTZ+d equilibrium geometry (Angstrom) ==

| | | | |
|---|-----------|-----------|-----------|
| C | -0.930698 | -1.279992 | -0.049036 |
| C | -0.131144 | 0.000000 | -0.054913 |
| C | 1.237579 | -0.000000 | -0.582716 |
| C | -0.930698 | 1.279992 | -0.049036 |
| H | -0.272060 | -2.146381 | -0.014050 |
| H | -1.555426 | -1.351676 | -0.941587 |
| H | -1.587027 | -1.314167 | 0.822839 |
| H | -1.555426 | 1.351676 | -0.941587 |
| H | -0.272060 | 2.146381 | -0.014050 |
| H | -1.587027 | 1.314167 | 0.822839 |
| O | 1.004512 | -0.000000 | 0.830447 |
| H | 1.661345 | 0.916464 | -0.981890 |
| H | 1.661345 | -0.916464 | -0.981890 |

== B3LYP/cc-pVTZ+d harmonic frequencies (cm⁻¹) ==

| | | | | | | |
|-----------|-----------|-----------|-----------|-----------|-----------|-----------|
| 182.2996 | 218.0260 | 356.0528 | 360.6338 | 410.6438 | 412.8239 | 700.0132 |
| 807.9259 | 908.0013 | 923.8222 | 959.9394 | 1020.4768 | 1074.6552 | 1131.2834 |
| 1150.3799 | 1172.9890 | 1284.2192 | 1391.2651 | 1413.0982 | 1423.4775 | 1476.3986 |
| 1488.0208 | 1495.2216 | 1507.0339 | 1534.6608 | 3024.8752 | 3030.1894 | 3074.6200 |
| 3079.8161 | 3084.9296 | 3109.1838 | 3111.0373 | 3155.6317 | | |

== Thermochemistry energies (hartree) ==

ZPVE = 0.111018 (after scaling by 0.985)
W1 Ee = -232.515736 (total electronic energy)
W1 U0 = -232.404717 (Zero-kelvin internal energy)

[CCSDT-F12a/cc-pVDZ-F12 data]

CCSD(T)-F12a/cc-pVDZ-F12 Ee = -232.119425 (total electronic energy)

Species 5: alkene

[W1 data]

== B3LYP/cc-pVTZ+d equilibrium geometry (Angstrom) ==

| | | | |
|---|-----------|-----------|-----------|
| C | -1.272636 | -0.676750 | 0.000001 |
| C | -0.000007 | 0.124048 | 0.000004 |
| C | -0.000110 | 1.454215 | -0.000002 |
| C | 1.272735 | -0.676582 | 0.000001 |
| H | -2.153991 | -0.037135 | 0.000036 |
| H | -1.322215 | -1.329609 | 0.876239 |
| H | -1.322239 | -1.329555 | -0.876275 |
| H | 1.322437 | -1.329441 | 0.876233 |
| H | 2.154004 | -0.036844 | 0.000024 |
| H | 1.322420 | -1.329365 | -0.876288 |
| H | -0.922249 | 2.021111 | -0.000001 |
| H | 0.921944 | 2.021249 | 0.000008 |

== B3LYP/cc-pVTZ+d harmonic frequencies (cm⁻¹) ==

| | | | | | | |
|-----------|-----------|-----------|-----------|-----------|-----------|-----------|
| 172.8162 | 210.8870 | 381.2455 | 440.1560 | 442.7760 | 707.2396 | 814.6234 |
| 925.1425 | 961.6709 | 988.4662 | 1023.0717 | 1086.4536 | 1108.9179 | 1297.4171 |
| 1410.9842 | 1416.3024 | 1445.7769 | 1472.4631 | 1485.0281 | 1489.9416 | 1503.6531 |
| 1717.8689 | 3007.7226 | 3013.3153 | 3048.1450 | 3050.8984 | 3101.8017 | 3103.4482 |
| 3130.2230 | 3207.6813 | | | | | |

== Thermochemistry energies (hartree) ==

ZPVE = 0.105840 (after scaling by 0.985)
W1 Ee = -157.260142 (total electronic energy)
W1 U0 = -157.154302 (Zero-kelvin internal energy)

[CCSDT-F12a/cc-pVDZ-F12 data]

CCSD(T)-F12a/cc-pVDZ-F12 Ee = -156.981896 (total electronic energy)

Species 6: Transition state along $\text{ROO} \cdot \xrightarrow{\text{TS1}} \cdot\text{QOOH}$

[W1 data]

== B3LYP/cc-pVTZ+d equilibrium geometry (Angstrom) ==

| | | | |
|---|-----------|-----------|-----------|
| C | 1.729982 | -1.026856 | -0.142334 |
| C | 0.632718 | -0.006702 | -0.035631 |
| C | -0.496792 | -0.299777 | 0.966070 |
| C | 1.050402 | 1.437910 | -0.120253 |
| H | 1.333278 | -2.039470 | -0.223676 |
| H | 2.376129 | -0.998500 | 0.744486 |
| H | 2.369501 | -0.832714 | -1.004641 |
| H | -0.304917 | -0.199741 | -0.981413 |
| H | 1.667877 | 1.706944 | 0.746098 |
| H | 0.184029 | 2.098691 | -0.128733 |
| H | 1.646542 | 1.629578 | -1.013186 |
| O | -1.673057 | 0.198285 | 0.336461 |
| O | -1.550679 | -0.303552 | -0.986789 |
| H | -0.402736 | 0.226914 | 1.918965 |
| H | -0.577677 | -1.377008 | 1.137599 |

== B3LYP/cc-pVTZ+d harmonic frequencies (cm⁻¹) ==

| | | | | | | |
|------------|-----------|-----------|-----------|-----------|-----------|-----------|
| -2074.1999 | 131.0424 | 187.6082 | 220.8176 | 259.6493 | 282.2091 | 363.7549 |
| 401.9509 | 549.7213 | 660.9296 | 815.6935 | 899.6138 | 933.3573 | 948.1618 |
| 968.9846 | 978.9501 | 1014.4557 | 1127.7462 | 1138.4629 | 1227.3442 | 1252.0236 |
| 1282.2910 | 1351.4149 | 1400.4985 | 1414.2542 | 1471.4576 | 1477.7350 | 1491.3574 |
| 1491.6597 | 1499.8779 | 1720.4371 | 2982.0842 | 2987.2194 | 3010.8712 | 3056.8370 |
| 3065.2979 | 3066.2637 | 3095.5233 | 3106.0826 | | | |

== Thermochemistry energies (hartree) ==

ZPVE = 0.119680 (after scaling by 0.985)
W1 Ee = -308.237025 (total electronic energy)
W1 U0 = -308.117344 (Zero-kelvin internal energy)

[CCSDT-F12a/cc-pVDZ-F12 data]

CCSD(T)-F12a/cc-pVDZ-F12 Ee = -307.722677 (total electronic energy)

Species 7: Transition state along $\text{ROO}\cdot \xrightarrow{\text{TS2}} \text{alkene} + \cdot\text{OOH}$

[W1 data]

== B3LYP/cc-pVTZ+d equilibrium geometry (Angstrom) ==

| | | | |
|---|-----------|-----------|-----------|
| C | -0.103419 | 0.000576 | 1.260337 |
| H | -0.371480 | -0.915374 | 1.766499 |
| H | -0.371297 | 0.917222 | 1.765367 |
| C | 0.704754 | 0.000003 | 0.129033 |
| H | -0.335511 | 0.000470 | -0.666622 |
| C | 1.428132 | -1.286073 | -0.258379 |
| H | 1.616142 | -1.325179 | -1.332347 |
| H | 2.396191 | -1.352011 | 0.244308 |
| H | 0.847036 | -2.167747 | 0.012042 |
| C | 1.429550 | 1.285173 | -0.258734 |
| H | 1.617564 | 1.323813 | -1.332720 |
| H | 0.849467 | 2.167571 | 0.011506 |
| H | 2.397693 | 1.350129 | 0.243910 |
| O | -2.052038 | -0.000121 | 0.225095 |
| O | -1.622950 | 0.000500 | -0.968280 |

== B3LYP/cc-pVTZ+d harmonic frequencies (cm⁻¹) ==

| | | | | | | |
|-----------|-----------|-----------|-----------|-----------|-----------|-----------|
| -920.2987 | 122.2922 | 179.9021 | 192.5073 | 208.2988 | 257.9623 | 366.5070 |
| 372.9122 | 416.7113 | 546.4520 | 683.1347 | 756.3789 | 843.0233 | 943.4251 |
| 972.8798 | 989.9748 | 1017.4941 | 1074.9199 | 1132.9713 | 1209.6971 | 1288.8704 |
| 1327.1116 | 1408.8980 | 1414.5012 | 1424.5769 | 1483.1828 | 1495.0807 | 1498.6456 |
| 1508.6753 | 1568.5048 | 1588.1585 | 3019.0304 | 3022.3352 | 3073.2892 | 3074.7033 |
| 3096.5168 | 3097.7930 | 3153.4326 | 3239.1244 | | | |

== Thermochemistry energies (hartree) ==

ZPVE = 0.119088 (after scaling by 0.985)
W1 Ee = -308.234418 (total electronic energy)
W1 U0 = -308.115330 (Zero-kelvin internal energy)

[CCSDT-F12a/cc-pVDZ-F12 data]

CCSD(T)-F12a/cc-pVDZ-F12 Ee = -307.720203 (total electronic energy)

Species 8: Transition state along $\cdot\text{QOOH} \xrightarrow{\text{TS}_3} \text{alkene} + \cdot\text{OOH}$

[W1 data]

== B3LYP/cc-pVTZ+d equilibrium geometry (Angstrom) ==

| | | | |
|---|-----------|-----------|-----------|
| C | 0.070187 | -0.537266 | 0.995685 |
| H | 0.611884 | 0.083767 | 1.694306 |
| H | 0.054349 | -1.594035 | 1.225013 |
| C | -0.951568 | 0.006922 | 0.245689 |
| H | 1.951756 | 0.770387 | -1.193525 |
| C | -1.089518 | 1.487428 | 0.083045 |
| H | -0.922252 | 1.785568 | -0.959046 |
| H | -2.103726 | 1.817719 | 0.329673 |
| H | -0.386937 | 2.035112 | 0.708192 |
| C | -1.869988 | -0.854459 | -0.562024 |
| H | -1.723492 | -0.687467 | -1.634888 |
| H | -1.715286 | -1.913818 | -0.364020 |
| H | -2.917461 | -0.613472 | -0.355460 |
| O | 1.550311 | -0.751100 | -0.185898 |
| O | 2.224249 | 0.463661 | -0.317178 |

== B3LYP/cc-pVTZ+d harmonic frequencies (cm⁻¹) ==

| | | | | | | |
|-----------|-----------|-----------|-----------|-----------|-----------|-----------|
| -499.1799 | 27.6767 | 97.4718 | 120.9997 | 126.7134 | 173.2424 | 293.4801 |
| 375.2122 | 418.0195 | 440.4780 | 456.4588 | 800.3667 | 875.0434 | 936.6090 |
| 964.4024 | 982.8232 | 1031.2558 | 1057.0041 | 1070.4450 | 1078.0214 | 1310.7476 |
| 1377.1609 | 1397.1779 | 1407.4586 | 1415.2549 | 1466.4683 | 1477.5072 | 1483.2692 |
| 1498.4608 | 1555.7415 | 2987.5213 | 2998.0116 | 3025.3999 | 3032.5624 | 3104.3266 |
| 3109.1281 | 3139.4021 | 3223.2736 | 3714.8010 | | | |

== Thermochemistry energies (hartree) ==

ZPVE = 0.121287 (after scaling by 0.985)
W1 Ee = -308.245487 (total electronic energy)
W1 U0 = -308.124200 (Zero-kelvin internal energy)

[CCSDT-F12a/cc-pVDZ-F12 data]

CCSD(T)-F12a/cc-pVDZ-F12 Ee = -307.730694 (total electronic energy)

Species 9: Transition state along $\cdot\text{QOOH} \xrightarrow{\text{TS4}} \text{cycloether} + \cdot\text{OH}$

[W1 data]

== B3LYP/cc-pVTZ+d equilibrium geometry (Angstrom) ==

| | | | |
|---|-----------|-----------|-----------|
| C | 0.365522 | -0.041112 | 0.874498 |
| H | 0.608783 | 0.842364 | 1.470600 |
| H | 0.566038 | -0.954671 | 1.440864 |
| C | -0.933526 | 0.002640 | 0.175068 |
| H | 2.843522 | 0.598261 | -0.854025 |
| C | -1.559262 | 1.308674 | -0.158355 |
| H | -1.916489 | 1.334855 | -1.190242 |
| H | -2.436990 | 1.476166 | 0.480001 |
| H | -0.870538 | 2.136541 | -0.003271 |
| C | -1.611276 | -1.259903 | -0.218232 |
| H | -1.992082 | -1.214122 | -1.240760 |
| H | -0.946062 | -2.116033 | -0.128815 |
| H | -2.478840 | -1.436138 | 0.431844 |
| O | 0.948000 | -0.035001 | -0.394531 |
| O | 2.683739 | -0.056126 | -0.160977 |

== B3LYP/cc-pVTZ+d harmonic frequencies (cm⁻¹) ==

| | | | | | | |
|-----------|-----------|-----------|-----------|-----------|-----------|-----------|
| -651.7600 | 78.8946 | 96.5472 | 111.5576 | 124.7809 | 191.1735 | 203.4085 |
| 282.9919 | 388.0618 | 402.8686 | 434.3460 | 766.4297 | 923.0601 | 935.8733 |
| 980.8702 | 992.8149 | 1017.6637 | 1054.6418 | 1098.7156 | 1176.3438 | 1287.3300 |
| 1315.7163 | 1365.3611 | 1403.7770 | 1411.1883 | 1459.2924 | 1475.4304 | 1477.9044 |
| 1499.0488 | 1535.7380 | 2976.7452 | 2981.8922 | 3004.2764 | 3047.0586 | 3050.8414 |
| 3051.2920 | 3116.2985 | 3118.9940 | 3785.1107 | | | |

== Thermochemistry energies (hartree) ==

ZPVE = 0.120333 (after scaling by 0.985)
W1 Ee = -308.251537 (total electronic energy)
W1 U0 = -308.131204 (Zero-kelvin internal energy)

[CCSDT-F12a/cc-pVDZ-F12 data]

CCSD(T)-F12a/cc-pVDZ-F12 Ee = -307.737022 (total electronic energy)

Hydrocarbon 4: tertbutyl

Species 1: ·R

[W1 data]

== B3LYP/cc-pVTZ+d equilibrium geometry (Angstrom) ==

| | | | |
|---|-----------|-----------|-----------|
| C | 0.587488 | -1.361150 | 0.014532 |
| C | -0.000027 | -0.000011 | -0.148270 |
| C | -1.472550 | 0.171814 | 0.014623 |
| C | 0.885071 | 1.189347 | 0.014314 |
| H | 1.581371 | -1.430125 | -0.433166 |
| H | -0.043758 | -2.131690 | -0.433583 |
| H | 0.705018 | -1.634109 | 1.076509 |
| H | -1.824088 | 1.104079 | -0.432927 |
| H | -1.767707 | 0.205859 | 1.076623 |
| H | -2.029355 | -0.654072 | -0.433583 |
| H | 1.867952 | 1.027801 | -0.433852 |
| H | 1.062775 | 1.427714 | 1.076254 |
| H | 0.447901 | 2.084541 | -0.433467 |

== B3LYP/cc-pVTZ+d harmonic frequencies (cm⁻¹) ==

| | | | | | | |
|-----------|-----------|-----------|-----------|-----------|-----------|-----------|
| 132.9968 | 133.2369 | 134.8186 | 262.1915 | 379.8252 | 379.9802 | 757.7653 |
| 937.9257 | 938.0411 | 972.6887 | 1008.0016 | 1008.0918 | 1097.1729 | 1294.2784 |
| 1294.3488 | 1397.7567 | 1397.8094 | 1425.3273 | 1468.5504 | 1471.2244 | 1471.3241 |
| 1488.9202 | 1491.8940 | 1491.9784 | 2914.1698 | 2914.1873 | 2922.4951 | 3028.5368 |
| 3028.6184 | 3031.6386 | 3070.4209 | 3074.9860 | 3075.0498 | | |

== Thermochemistry energies (hartree) ==

ZPVE = 0.114211 (after scaling by 0.985)
W1 Ee = -157.823966 (total electronic energy)
W1 U0 = -157.709756 (Zero-kelvin internal energy)

[CCSDT-F12a/cc-pVDZ-F12 data]

CCSD(T)-F12a/cc-pVDZ-F12 Ee = -157.545445 (total electronic energy)

Species 2: ROO·

[W1 data]

== B3LYP/cc-pVTZ+d equilibrium geometry (Angstrom) ==

| | | | |
|---|-----------|-----------|-----------|
| C | -0.667957 | 0.670834 | 1.265796 |
| C | 0.113820 | 0.350403 | -0.000000 |
| C | 1.503478 | 0.968774 | 0.000000 |
| C | -0.667957 | 0.670834 | -1.265796 |
| H | -0.887045 | 1.738171 | 1.304642 |
| H | -0.093255 | 0.405232 | 2.153117 |
| H | -1.607746 | 0.122322 | 1.280426 |
| H | 1.423454 | 2.055754 | 0.000000 |
| H | 2.062996 | 0.666024 | -0.884767 |
| H | 2.062996 | 0.666024 | 0.884767 |
| O | 0.410249 | -1.118607 | 0.000000 |
| H | -0.093255 | 0.405232 | -2.153117 |
| H | -0.887045 | 1.738171 | -1.304642 |
| H | -1.607746 | 0.122322 | -1.280426 |
| O | -0.667957 | -1.866931 | 0.000000 |

== B3LYP/cc-pVTZ+d harmonic frequencies (cm⁻¹) ==

| | | | | | | |
|-----------|-----------|-----------|-----------|-----------|-----------|-----------|
| 123.2015 | 180.1497 | 232.4116 | 243.0958 | 269.2671 | 331.3690 | 360.0768 |
| 402.8449 | 437.4422 | 541.8098 | 728.8411 | 799.9479 | 929.0682 | 931.3197 |
| 971.7406 | 1041.0430 | 1053.5585 | 1169.7132 | 1219.4434 | 1262.0575 | 1292.8167 |
| 1399.5582 | 1402.8135 | 1427.7105 | 1471.6543 | 1489.4173 | 1490.9813 | 1497.9442 |
| 1498.9160 | 1522.0499 | 3038.7158 | 3039.1648 | 3045.7611 | 3102.2559 | 3104.1263 |
| 3110.2291 | 3111.6928 | 3120.7871 | 3124.6407 | | | |

== Thermochemistry energies (hartree) ==

ZPVE = 0.124586 (after scaling by 0.985)
W1 Ee = -308.301806 (total electronic energy)
W1 U0 = -308.177220 (Zero-kelvin internal energy)

[CCSDT-F12a/cc-pVDZ-F12 data]

CCSD(T)-F12a/cc-pVDZ-F12 Ee = -307.787529 (total electronic energy)

Species 3: ·QOOH

[W1 data]

== B3LYP/cc-pVTZ+d equilibrium geometry (Angstrom) ==

| | | | |
|---|-----------|-----------|-----------|
| C | 0.299981 | -0.417790 | 1.502845 |
| C | 0.398461 | 0.017356 | 0.081051 |
| C | 1.599862 | -0.630154 | -0.616530 |
| C | 0.416065 | 1.535827 | -0.063131 |
| H | 0.094122 | 0.282969 | 2.298536 |
| H | 0.376328 | -1.469121 | 1.746016 |
| H | 2.525261 | -0.270029 | -0.168641 |
| H | 1.599808 | -0.375432 | -1.676334 |
| H | 1.564555 | -1.714624 | -0.518454 |
| O | -0.711641 | -0.545907 | -0.691519 |
| H | 0.478580 | 1.814196 | -1.114656 |
| H | 1.276854 | 1.953596 | 0.460649 |
| H | -0.489456 | 1.969532 | 0.356241 |
| O | -1.968222 | -0.013991 | -0.203604 |
| H | -2.273367 | -0.743339 | 0.352216 |

== B3LYP/cc-pVTZ+d harmonic frequencies (cm⁻¹) ==

| | | | | | | |
|-----------|-----------|-----------|-----------|-----------|-----------|-----------|
| 109.2194 | 141.3243 | 206.9200 | 240.7980 | 252.7215 | 258.1678 | 328.1161 |
| 353.2250 | 402.1434 | 452.2221 | 498.9845 | 601.4172 | 762.0479 | 825.1127 |
| 913.5871 | 932.7689 | 956.2792 | 982.0867 | 1036.1685 | 1152.8553 | 1261.4030 |
| 1274.9492 | 1364.9961 | 1394.6598 | 1411.1307 | 1460.2112 | 1477.8673 | 1488.4401 |
| 1494.0838 | 1512.1049 | 3037.6502 | 3042.2023 | 3102.6808 | 3109.4591 | 3113.6103 |
| 3122.9679 | 3136.1293 | 3243.2977 | 3753.6479 | | | |

== Thermochemistry energies (hartree) ==

ZPVE = 0.121642 (after scaling by 0.985)
W1 Ee = -308.270613 (total electronic energy)
W1 U0 = -308.148971 (Zero-kelvin internal energy)

[CCSDT-F12a/cc-pVDZ-F12 data]

CCSD(T)-F12a/cc-pVDZ-F12 Ee = -307.756034 (total electronic energy)

Species 4: *cy*-ether

[W1 data]

== B3LYP/cc-pVTZ+d equilibrium geometry (Angstrom) ==

| | | | |
|---|-----------|-----------|-----------|
| C | -0.930698 | -1.279992 | -0.049036 |
| C | -0.131144 | 0.000000 | -0.054913 |
| C | 1.237579 | -0.000000 | -0.582716 |
| C | -0.930698 | 1.279992 | -0.049036 |
| H | -0.272060 | -2.146381 | -0.014050 |
| H | -1.555426 | -1.351676 | -0.941587 |
| H | -1.587027 | -1.314167 | 0.822839 |
| H | -1.555426 | 1.351676 | -0.941587 |
| H | -0.272060 | 2.146381 | -0.014050 |
| H | -1.587027 | 1.314167 | 0.822839 |
| O | 1.004512 | -0.000000 | 0.830447 |
| H | 1.661345 | 0.916464 | -0.981890 |
| H | 1.661345 | -0.916464 | -0.981890 |

== B3LYP/cc-pVTZ+d harmonic frequencies (cm⁻¹) ==

| | | | | | | |
|-----------|-----------|-----------|-----------|-----------|-----------|-----------|
| 182.2996 | 218.0260 | 356.0528 | 360.6338 | 410.6438 | 412.8239 | 700.0132 |
| 807.9259 | 908.0013 | 923.8222 | 959.9394 | 1020.4768 | 1074.6552 | 1131.2834 |
| 1150.3799 | 1172.9890 | 1284.2192 | 1391.2651 | 1413.0982 | 1423.4775 | 1476.3986 |
| 1488.0208 | 1495.2216 | 1507.0339 | 1534.6608 | 3024.8752 | 3030.1894 | 3074.6200 |
| 3079.8161 | 3084.9296 | 3109.1838 | 3111.0373 | 3155.6317 | | |

== Thermochemistry energies (hartree) ==

ZPVE = 0.111018 (after scaling by 0.985)
W1 Ee = -232.515736 (total electronic energy)
W1 U0 = -232.404717 (Zero-kelvin internal energy)

[CCSDT-F12a/cc-pVDZ-F12 data]

CCSD(T)-F12a/cc-pVDZ-F12 Ee = -232.119425 (total electronic energy)

Species 5: alkene

[W1 data]

== B3LYP/cc-pVTZ+d equilibrium geometry (Angstrom) ==

| | | | |
|---|-----------|-----------|-----------|
| C | -1.272636 | -0.676750 | 0.000001 |
| C | -0.000007 | 0.124048 | 0.000004 |
| C | -0.000110 | 1.454215 | -0.000002 |
| C | 1.272735 | -0.676582 | 0.000001 |
| H | -2.153991 | -0.037135 | 0.000036 |
| H | -1.322215 | -1.329609 | 0.876239 |
| H | -1.322239 | -1.329555 | -0.876275 |
| H | 1.322437 | -1.329441 | 0.876233 |
| H | 2.154004 | -0.036844 | 0.000024 |
| H | 1.322420 | -1.329365 | -0.876288 |
| H | -0.922249 | 2.021111 | -0.000001 |
| H | 0.921944 | 2.021249 | 0.000008 |

== B3LYP/cc-pVTZ+d harmonic frequencies (cm⁻¹) ==

| | | | | | | |
|-----------|-----------|-----------|-----------|-----------|-----------|-----------|
| 172.8162 | 210.8870 | 381.2455 | 440.1560 | 442.7760 | 707.2396 | 814.6234 |
| 925.1425 | 961.6709 | 988.4662 | 1023.0717 | 1086.4536 | 1108.9179 | 1297.4171 |
| 1410.9842 | 1416.3024 | 1445.7769 | 1472.4631 | 1485.0281 | 1489.9416 | 1503.6531 |
| 1717.8689 | 3007.7226 | 3013.3153 | 3048.1450 | 3050.8984 | 3101.8017 | 3103.4482 |
| 3130.2230 | 3207.6813 | | | | | |

== Thermochemistry energies (hartree) ==

ZPVE = 0.105840 (after scaling by 0.985)
W1 Ee = -157.260142 (total electronic energy)
W1 U0 = -157.154302 (Zero-kelvin internal energy)

[CCSDT-F12a/cc-pVDZ-F12 data]

CCSD(T)-F12a/cc-pVDZ-F12 Ee = -156.981896 (total electronic energy)

Species 6: Transition state along $\text{ROO} \cdot \xrightarrow{\text{TS1}} \cdot\text{QOOH}$

[W1 data]

== B3LYP/cc-pVTZ+d equilibrium geometry (Angstrom) ==

| | | | |
|---|-----------|-----------|-----------|
| C | 0.374528 | 0.007943 | 0.041163 |
| C | -0.239334 | -0.489943 | 1.355864 |
| H | -1.472485 | -0.247647 | 0.809877 |
| H | -0.216368 | -1.563877 | 1.518701 |
| H | -0.084712 | 0.101532 | 2.251682 |
| C | 0.584397 | 1.520086 | 0.059182 |
| H | 1.318278 | 1.799473 | 0.816397 |
| H | 0.945472 | 1.857845 | -0.911837 |
| H | -0.352010 | 2.030992 | 0.276632 |
| C | 1.629428 | -0.748555 | -0.369766 |
| H | 1.437974 | -1.819892 | -0.408153 |
| H | 1.966037 | -0.419234 | -1.353630 |
| H | 2.432224 | -0.560296 | 0.343716 |
| O | -0.642771 | -0.355494 | -0.933256 |
| O | -1.865795 | -0.009016 | -0.299499 |

== B3LYP/cc-pVTZ+d harmonic frequencies (cm⁻¹) ==

| | | | | | | |
|------------|-----------|-----------|-----------|-----------|-----------|-----------|
| -2232.9375 | 188.9270 | 195.0793 | 238.4295 | 299.3179 | 339.7262 | 392.5465 |
| 406.8249 | 507.8713 | 569.9865 | 639.6141 | 782.1498 | 833.1641 | 905.6383 |
| 924.3858 | 946.5922 | 972.7926 | 1017.4376 | 1042.7846 | 1108.3458 | 1173.1397 |
| 1248.6215 | 1270.3820 | 1399.7768 | 1414.8222 | 1455.1113 | 1479.1162 | 1488.0157 |
| 1496.2509 | 1509.6754 | 1710.7843 | 3034.9281 | 3040.1094 | 3094.7877 | 3098.0676 |
| 3104.1973 | 3113.5280 | 3118.9170 | 3184.8277 | | | |

== Thermochemistry energies (hartree) ==

ZPVE = 0.118364 (after scaling by 0.985)
W1 Ee = -308.237692 (total electronic energy)
W1 U0 = -308.119329 (Zero-kelvin internal energy)

[CCSDT-F12a/cc-pVDZ-F12 data]

CCSD(T)-F12a/cc-pVDZ-F12 Ee = -307.723601 (total electronic energy)

Species 7: Transition state along $\text{ROO}\cdot \xrightarrow{\text{TS2}} \text{alkene} + \cdot\text{OOH}$

[W1 data]

== B3LYP/cc-pVTZ+d equilibrium geometry (Angstrom) ==

| | | | |
|---|-----------|-----------|-----------|
| C | 0.721059 | -0.000018 | 0.227831 |
| C | 0.072724 | -0.000113 | 1.458531 |
| H | -1.179341 | -0.000070 | 0.970425 |
| H | 0.082107 | -0.915377 | 2.042335 |
| H | 0.082110 | 0.915059 | 2.042482 |
| C | 1.209909 | 1.274063 | -0.387021 |
| H | 2.276798 | 1.395786 | -0.167934 |
| H | 1.100321 | 1.262699 | -1.471143 |
| H | 0.686663 | 2.141889 | 0.010713 |
| C | 1.209909 | -1.274006 | -0.387214 |
| H | 0.686638 | -2.141888 | 0.010365 |
| H | 1.100352 | -1.262464 | -1.471336 |
| H | 2.276790 | -1.395780 | -0.168114 |
| O | -1.246798 | 0.000084 | -0.950567 |
| O | -2.052458 | -0.000011 | 0.041747 |

== B3LYP/cc-pVTZ+d harmonic frequencies (cm⁻¹) ==

| | | | | | | |
|------------|-----------|-----------|-----------|-----------|-----------|-----------|
| -1066.4599 | 129.5392 | 165.2107 | 194.0853 | 201.8582 | 204.6439 | 366.7876 |
| 432.4375 | 433.2686 | 534.7269 | 633.6676 | 652.0179 | 816.9233 | 939.5041 |
| 989.8160 | 1022.0894 | 1024.2148 | 1072.2748 | 1100.5524 | 1286.0098 | 1305.2299 |
| 1326.8529 | 1409.7241 | 1410.8391 | 1425.9692 | 1468.9390 | 1480.3136 | 1484.5351 |
| 1499.1572 | 1569.9244 | 1598.6130 | 3003.2904 | 3008.1821 | 3073.4676 | 3076.5548 |
| 3091.6281 | 3114.7785 | 3117.1111 | 3168.6948 | | | |

== Thermochemistry energies (hartree) ==

ZPVE = 0.118558 (after scaling by 0.985)
W1 Ee = -308.247514 (total electronic energy)
W1 U0 = -308.128956 (Zero-kelvin internal energy)

[CCSDT-F12a/cc-pVDZ-F12 data]

CCSD(T)-F12a/cc-pVDZ-F12 Ee = -307.733017 (total electronic energy)

Species 8: Transition state along $\cdot\text{QOOH} \xrightarrow{\text{TS}_3} \text{alkene} + \cdot\text{OOH}$

[W1 data]

== B3LYP/cc-pVTZ+d equilibrium geometry (Angstrom) ==

| | | | |
|---|-----------|-----------|-----------|
| C | 0.659424 | 0.111180 | 0.154318 |
| C | 0.629958 | -0.166234 | 1.513604 |
| H | -2.220744 | 0.547831 | -0.683078 |
| H | 1.001960 | -1.106607 | 1.894172 |
| H | 0.111527 | 0.483571 | 2.204284 |
| C | 0.372785 | 1.513754 | -0.313028 |
| H | 1.269106 | 2.130950 | -0.215509 |
| H | 0.080859 | 1.524197 | -1.363802 |
| H | -0.413588 | 1.976165 | 0.282474 |
| C | 1.553931 | -0.709594 | -0.737671 |
| H | 1.620258 | -1.738368 | -0.387526 |
| H | 1.179707 | -0.715055 | -1.760570 |
| H | 2.561384 | -0.286405 | -0.747566 |
| O | -0.945723 | -0.789945 | -0.372351 |
| O | -2.115159 | -0.123919 | 0.006574 |

== B3LYP/cc-pVTZ+d harmonic frequencies (cm⁻¹) ==

| | | | | | | |
|-----------|-----------|-----------|-----------|-----------|-----------|-----------|
| -487.7669 | 88.9942 | 151.7565 | 187.8326 | 203.4678 | 238.7849 | 313.5023 |
| 383.0518 | 393.9403 | 436.9883 | 445.0092 | 514.1904 | 794.1423 | 798.9923 |
| 937.3273 | 945.8456 | 975.7839 | 1020.0629 | 1059.3166 | 1077.9920 | 1303.4883 |
| 1375.2400 | 1388.7153 | 1405.2746 | 1419.3570 | 1477.5224 | 1487.4114 | 1488.9793 |
| 1508.0398 | 1528.5590 | 3025.6914 | 3030.9291 | 3078.6432 | 3090.0985 | 3106.6231 |
| 3117.0108 | 3145.0795 | 3238.2692 | 3701.7344 | | | |

== Thermochemistry energies (hartree) ==

ZPVE = 0.120915 (after scaling by 0.985)
W1 Ee = -308.243556 (total electronic energy)
W1 U0 = -308.122642 (Zero-kelvin internal energy)

[CCSDT-F12a/cc-pVDZ-F12 data]

CCSD(T)-F12a/cc-pVDZ-F12 Ee = -307.729235 (total electronic energy)

Species 9: Transition state along $\cdot\text{QOOH} \xrightarrow{\text{TS4}} \text{cycloether} + \cdot\text{OH}$

[W1 data]

== B3LYP/cc-pVTZ+d equilibrium geometry (Angstrom) ==

| | | | |
|---|-----------|-----------|-----------|
| C | 0.487789 | 0.043724 | 0.026149 |
| C | 1.265037 | -1.196235 | -0.199899 |
| H | -2.492390 | -0.559124 | 0.456318 |
| H | 1.565088 | -1.476775 | -1.197744 |
| H | 1.427753 | -1.889516 | 0.610898 |
| C | 0.479072 | 0.552137 | 1.459441 |
| H | 1.414881 | 1.060642 | 1.694989 |
| H | -0.343744 | 1.252754 | 1.590493 |
| H | 0.343867 | -0.273327 | 2.158369 |
| C | 0.681171 | 1.144900 | -1.003846 |
| H | 0.674859 | 0.729836 | -2.011003 |
| H | -0.133241 | 1.863715 | -0.925230 |
| H | 1.625262 | 1.666943 | -0.841161 |
| O | -0.612196 | -0.797319 | -0.274198 |
| O | -2.082897 | 0.092031 | -0.129177 |

== B3LYP/cc-pVTZ+d harmonic frequencies (cm⁻¹) ==

| | | | | | | |
|-----------|-----------|-----------|-----------|-----------|-----------|-----------|
| -723.3235 | 106.4119 | 180.1855 | 192.2029 | 210.6768 | 242.7670 | 335.0221 |
| 348.3646 | 401.7137 | 411.4388 | 480.1318 | 530.8473 | 754.2206 | 764.4269 |
| 868.1073 | 909.8624 | 957.4954 | 983.0920 | 1029.0132 | 1036.6748 | 1158.7278 |
| 1265.3814 | 1326.8174 | 1400.6343 | 1411.9795 | 1465.1336 | 1474.2970 | 1490.3417 |
| 1498.6409 | 1510.3099 | 3034.8933 | 3040.6053 | 3100.0703 | 3105.1350 | 3116.1359 |
| 3120.0357 | 3158.1296 | 3273.0329 | 3784.3896 | | | |

== Thermochemistry energies (hartree) ==

ZPVE = 0.120003 (after scaling by 0.985)
W1 Ee = -308.251146 (total electronic energy)
W1 U0 = -308.131144 (Zero-kelvin internal energy)

[CCSDT-F12a/cc-pVDZ-F12 data]

CCSD(T)-F12a/cc-pVDZ-F12 Ee = -307.737109 (total electronic energy)

Hydrocarbon 5: neopentyl

Species 1: ·R

[W1 data]

== B3LYP/cc-pVTZ+d equilibrium geometry (Angstrom) ==

| | | | |
|---|-----------|-----------|-----------|
| C | -0.000005 | 1.320684 | -0.753285 |
| C | 0.000000 | -0.001686 | 0.054897 |
| C | 1.258699 | -0.808909 | -0.308833 |
| C | -1.258695 | -0.808916 | -0.308832 |
| C | -0.000000 | 0.314303 | 1.517295 |
| H | 0.882453 | 1.919408 | -0.523874 |
| H | -0.882466 | 1.919403 | -0.523873 |
| H | -0.000004 | 1.112215 | -1.826312 |
| H | 0.926270 | 0.515943 | 2.038541 |
| H | -0.926271 | 0.515943 | 2.038541 |
| H | -2.164819 | -0.254131 | -0.058074 |
| H | -1.284921 | -1.756526 | 0.231099 |
| H | -1.284964 | -1.027242 | -1.378262 |
| H | 2.164820 | -0.254117 | -0.058076 |
| H | 1.284969 | -1.027234 | -1.378263 |
| H | 1.284933 | -1.756518 | 0.231098 |

== B3LYP/cc-pVTZ+d harmonic frequencies (cm⁻¹) ==

| | | | | | | |
|-----------|-----------|-----------|-----------|-----------|-----------|-----------|
| 106.5750 | 223.5441 | 271.5708 | 276.4896 | 309.0223 | 330.4343 | 389.5571 |
| 415.5578 | 417.3262 | 554.9511 | 736.9411 | 906.1956 | 911.9028 | 947.2156 |
| 952.2161 | 962.0325 | 1031.4285 | 1076.6879 | 1200.1347 | 1264.3617 | 1278.0764 |
| 1391.7524 | 1399.1188 | 1419.7938 | 1465.5041 | 1480.7889 | 1487.2601 | 1489.1176 |
| 1503.1149 | 1504.4361 | 1519.1660 | 3012.6404 | 3017.4487 | 3023.6726 | 3074.5707 |
| 3078.5879 | 3083.3933 | 3084.2489 | 3088.7211 | 3091.1544 | 3127.4082 | 3227.6421 |

== Thermochemistry energies (hartree) ==

ZPVE = 0.141668 (after scaling by 0.985)
W1 Ee = -197.141099 (total electronic energy)
W1 U0 = -196.999431 (Zero-kelvin internal energy)

[CCSDT-F12a/cc-pVDZ-F12 data]

CCSD(T)-F12a/cc-pVDZ-F12 Ee = -196.793722 (total electronic energy)

Species 2: ROO·

[W1 data]

== B3LYP/cc-pVTZ+d equilibrium geometry (Angstrom) ==

| | | | |
|---|-----------|-----------|-----------|
| C | -1.063554 | -1.018643 | -1.089256 |
| C | -0.747680 | 0.031173 | -0.013335 |
| C | -1.927658 | 0.145185 | 0.965624 |
| C | -0.481716 | 1.394391 | -0.666931 |
| C | 0.465868 | -0.414646 | 0.814125 |
| H | -1.274865 | -1.992396 | -0.642476 |
| H | -0.230913 | -1.139395 | -1.781870 |
| H | -1.940053 | -0.718943 | -1.665593 |
| H | 0.732530 | 0.316984 | 1.574524 |
| H | 0.282019 | -1.386665 | 1.274502 |
| H | 0.361704 | 1.351582 | -1.355179 |
| H | -0.262106 | 2.157344 | 0.081515 |
| H | -1.359093 | 1.716973 | -1.229980 |
| H | -2.140251 | -0.810148 | 1.449619 |
| H | -2.828532 | 0.455943 | 0.434842 |
| H | -1.729905 | 0.883449 | 1.745090 |
| O | 1.650641 | -0.622680 | -0.005948 |
| O | 2.464097 | 0.415244 | 0.012654 |

== B3LYP/cc-pVTZ+d harmonic frequencies (cm⁻¹) ==

| | | | | | | |
|-----------|-----------|-----------|-----------|-----------|-----------|-----------|
| 67.2322 | 96.3604 | 214.3459 | 229.7828 | 260.9030 | 265.8219 | 307.0666 |
| 335.9743 | 389.6075 | 406.1536 | 480.1114 | 553.0345 | 739.8855 | 883.4435 |
| 912.3390 | 932.5342 | 944.4727 | 963.9107 | 968.8674 | 1048.3496 | 1085.0899 |
| 1159.5049 | 1232.5810 | 1248.1471 | 1275.8564 | 1320.9303 | 1368.2178 | 1404.2359 |
| 1408.3626 | 1437.2366 | 1470.6616 | 1483.4225 | 1489.3524 | 1491.5669 | 1508.8469 |
| 1509.1239 | 1521.1851 | 3020.5321 | 3024.9991 | 3031.3061 | 3048.8968 | 3080.5358 |
| 3084.0447 | 3086.2493 | 3091.1858 | 3100.3205 | 3104.8386 | 3114.9399 | |

== Thermochemistry energies (hartree) ==

ZPVE = 0.153045 (after scaling by 0.985)
W1 Ee = -347.616877 (total electronic energy)
W1 U0 = -347.463832 (Zero-kelvin internal energy)

[CCSDT-F12a/cc-pVDZ-F12 data]

CCSD(T)-F12a/cc-pVDZ-F12 Ee = -347.033300 (total electronic energy)

Species 3: ·QOOH

[W1 data]

== B3LYP/cc-pVTZ+d equilibrium geometry (Angstrom) ==

| | | | |
|---|-----------|-----------|-----------|
| C | -1.090901 | 0.819175 | 1.235392 |
| C | -0.757997 | -0.072705 | 0.030108 |
| C | -1.979130 | -0.139922 | -0.922839 |
| C | -0.409571 | -1.456614 | 0.477090 |
| C | 0.398603 | 0.558631 | -0.783508 |
| H | -1.402166 | 1.813394 | 0.910178 |
| H | -0.224900 | 0.936204 | 1.886051 |
| H | -1.904533 | 0.387887 | 1.820486 |
| H | 0.624035 | -0.036070 | -1.671569 |
| H | 0.107767 | 1.564181 | -1.099818 |
| H | 1.928120 | -0.930355 | 0.721946 |
| H | -0.066123 | -2.188790 | -0.242015 |
| H | -0.701939 | -1.812020 | 1.455955 |
| H | -2.242816 | 0.858228 | -1.280755 |
| H | -2.845019 | -0.553635 | -0.406297 |
| H | -1.771207 | -0.769336 | -1.789165 |
| O | 1.593985 | 0.772145 | -0.046966 |
| O | 2.347610 | -0.462281 | -0.018341 |

== B3LYP/cc-pVTZ+d harmonic frequencies (cm⁻¹) ==

| | | | | | | |
|-----------|-----------|-----------|-----------|-----------|-----------|-----------|
| 82.2195 | 145.9221 | 168.2912 | 223.1865 | 238.9078 | 258.9470 | 282.1709 |
| 306.1951 | 341.5138 | 396.1744 | 401.9358 | 453.8458 | 553.4559 | 621.5174 |
| 757.7773 | 867.5341 | 893.2415 | 930.4618 | 947.8231 | 956.2221 | 1010.9234 |
| 1024.9251 | 1056.1846 | 1164.6371 | 1242.9597 | 1253.6327 | 1328.9846 | 1371.1282 |
| 1389.0006 | 1397.1891 | 1417.2041 | 1454.5062 | 1469.8460 | 1487.3982 | 1492.2050 |
| 1503.8472 | 1512.0371 | 3016.6355 | 3021.3596 | 3029.7800 | 3068.5296 | 3081.6000 |
| 3087.7546 | 3098.3088 | 3103.4782 | 3126.9234 | 3227.6601 | 3662.9664 | |

== Thermochemistry energies (hartree) ==

ZPVE = 0.150188 (after scaling by 0.985)
W1 Ee = -347.587649 (total electronic energy)
W1 U0 = -347.437461 (Zero-kelvin internal energy)

[CCSDT-F12a/cc-pVDZ-F12 data]

CCSD(T)-F12a/cc-pVDZ-F12 Ee = -347.003692 (total electronic energy)

Species 4: *cy*-ether

[W1 data]

== B3LYP/cc-pVTZ+d equilibrium geometry (Angstrom) ==

| | | | |
|---|-----------|-----------|-----------|
| C | 1.256610 | 1.229964 | -0.000000 |
| C | -0.022024 | 0.399781 | -0.000000 |
| C | -1.263979 | 1.280916 | 0.000000 |
| C | -0.022024 | -0.751949 | 1.035745 |
| C | -0.022024 | -0.751949 | -1.035745 |
| H | 1.305245 | 1.872628 | -0.881946 |
| H | 2.141497 | 0.591900 | -0.000000 |
| H | 1.305245 | 1.872628 | 0.881946 |
| H | -0.947951 | -0.860014 | -1.608560 |
| H | 0.829678 | -0.783053 | -1.720164 |
| H | -1.285746 | 1.926232 | -0.881157 |
| H | -1.285746 | 1.926232 | 0.881157 |
| H | -2.176172 | 0.682589 | 0.000000 |
| O | 0.084107 | -1.753331 | 0.000000 |
| H | -0.947951 | -0.860014 | 1.608560 |
| H | 0.829678 | -0.783053 | 1.720164 |

== B3LYP/cc-pVTZ+d harmonic frequencies (cm⁻¹) ==

| | | | | | | |
|-----------|-----------|-----------|-----------|-----------|-----------|-----------|
| 34.6704 | 223.8302 | 259.8063 | 312.7795 | 343.2038 | 391.5052 | 409.3193 |
| 637.9879 | 847.4178 | 881.6497 | 925.2201 | 940.6626 | 961.3668 | 972.6534 |
| 1019.3739 | 1024.1427 | 1062.2610 | 1158.5618 | 1159.8996 | 1220.3854 | 1263.4308 |
| 1293.0637 | 1310.6244 | 1375.9176 | 1407.4388 | 1427.1057 | 1488.2422 | 1491.5137 |
| 1503.9612 | 1505.9809 | 1518.7575 | 1537.3345 | 2997.5010 | 3005.9835 | 3014.7488 |
| 3021.8248 | 3043.5209 | 3044.2681 | 3071.5826 | 3076.7520 | 3085.2035 | 3087.0035 |

== Thermochemistry energies (hartree) ==

ZPVE = 0.139932 (after scaling by 0.985)
W1 Ee = -271.834575 (total electronic energy)
W1 U0 = -271.694643 (Zero-kelvin internal energy)

[CCSDT-F12a/cc-pVDZ-F12 data]

CCSD(T)-F12a/cc-pVDZ-F12 Ee = -271.369407 (total electronic energy)

Species 5: dimethylcyclopropane

[W1 data]

== B3LYP/cc-pVTZ+d equilibrium geometry (Angstrom) ==

| | | | |
|---|-----------|-----------|-----------|
| C | -0.969464 | 1.272901 | 0.000006 |
| C | -0.149643 | 0.000000 | 0.000167 |
| C | -0.969464 | -1.272901 | 0.000006 |
| C | 1.153212 | 0.000000 | 0.755277 |
| C | 1.153112 | 0.000000 | -0.755332 |
| H | -1.612454 | 1.325254 | -0.882306 |
| H | -0.331866 | 2.157967 | -0.000111 |
| H | -1.612462 | 1.325504 | 0.882303 |
| H | -1.612454 | -1.325254 | -0.882306 |
| H | -1.612462 | -1.325504 | 0.882303 |
| H | -0.331866 | -2.157967 | -0.000111 |
| H | 1.451600 | 0.908105 | -1.261682 |
| H | 1.451600 | -0.908105 | -1.261682 |
| H | 1.451924 | -0.908136 | 1.261424 |
| H | 1.451924 | 0.908136 | 1.261424 |

== B3LYP/cc-pVTZ+d harmonic frequencies (cm⁻¹) ==

| | | | | | | |
|-----------|-----------|-----------|-----------|-----------|-----------|-----------|
| 218.1382 | 242.1242 | 328.7420 | 352.8845 | 362.1249 | 396.1359 | 685.2570 |
| 791.7205 | 847.8843 | 902.0329 | 943.3228 | 946.5531 | 976.2402 | 1042.3030 |
| 1066.9208 | 1077.7220 | 1086.0058 | 1159.4654 | 1188.8213 | 1317.6411 | 1350.8070 |
| 1413.6465 | 1426.2415 | 1472.6796 | 1483.9442 | 1495.7395 | 1502.0405 | 1504.9862 |
| 1518.9348 | 3009.5786 | 3014.4939 | 3060.7114 | 3063.6203 | 3082.4996 | 3084.6356 |
| 3116.4707 | 3120.9059 | 3189.3727 | 3203.5157 | | | |

== Thermochemistry energies (hartree) ==

ZPVE = 0.134745 (after scaling by 0.985)
W1 Ee = -196.572485 (total electronic energy)
W1 U0 = -196.437740 (Zero-kelvin internal energy)

[CCSDT-F12a/cc-pVDZ-F12 data]

CCSD(T)-F12a/cc-pVDZ-F12 Ee = -196.224590 (total electronic energy)

Species 6: Transition state along $\text{ROO} \cdot \xrightarrow{\text{TS1}} \cdot\text{QOOH}$

[W1 data]

== B3LYP/cc-pVTZ+d equilibrium geometry (Angstrom) ==

| | | | |
|---|-----------|-----------|-----------|
| C | 0.707075 | 0.050851 | 0.025572 |
| C | 0.154903 | 1.383846 | 0.478728 |
| H | 0.347332 | 1.680071 | 1.505029 |
| H | 0.214681 | 2.201897 | -0.234343 |
| H | -1.210426 | 1.104396 | 0.420922 |
| C | 1.062317 | -0.825013 | 1.235364 |
| H | 0.185503 | -1.005972 | 1.856105 |
| H | 1.454887 | -1.791986 | 0.915548 |
| H | 1.822977 | -0.341219 | 1.849769 |
| C | 1.940430 | 0.246386 | -0.878643 |
| H | 2.313099 | -0.715685 | -1.237053 |
| H | 1.703309 | 0.863991 | -1.746031 |
| H | 2.745683 | 0.733762 | -0.328522 |
| C | -0.386113 | -0.666027 | -0.823831 |
| H | -0.571399 | -0.122368 | -1.753789 |
| H | -0.088067 | -1.691569 | -1.047738 |
| O | -2.134812 | 0.520714 | 0.033612 |
| O | -1.588845 | -0.777662 | -0.086492 |

== B3LYP/cc-pVTZ+d harmonic frequencies (cm⁻¹) ==

| | | | | | | |
|------------|-----------|-----------|-----------|-----------|-----------|-----------|
| -1672.4632 | 105.8628 | 230.0798 | 248.5721 | 274.1338 | 306.2501 | 326.2725 |
| 391.1029 | 433.2567 | 454.6837 | 487.6370 | 539.6671 | 644.9972 | 759.4820 |
| 876.7261 | 911.0838 | 939.2342 | 943.4082 | 972.6930 | 998.5053 | 1028.7185 |
| 1045.9490 | 1074.1655 | 1117.6902 | 1200.3641 | 1224.6274 | 1244.4312 | 1311.4523 |
| 1358.8324 | 1399.8725 | 1419.5323 | 1459.3651 | 1472.1839 | 1489.4159 | 1495.6086 |
| 1505.2608 | 1511.9057 | 1570.6164 | 3019.3201 | 3023.1685 | 3029.7630 | 3081.5034 |
| 3083.8540 | 3085.4367 | 3089.7680 | 3095.8197 | 3106.0438 | 3170.1797 | |

== Thermochemistry energies (hartree) ==

ZPVE = 0.147113 (after scaling by 0.985)
W1 Ee = -347.571564 (total electronic energy)
W1 U0 = -347.424451 (Zero-kelvin internal energy)

[CCSDT-F12a/cc-pVDZ-F12 data]

CCSD(T)-F12a/cc-pVDZ-F12 Ee = -346.987990 (total electronic energy)

Species 7: Transition state along $\text{ROO} \cdot \xrightarrow{\text{TS2}} \text{alkene} + \cdot\text{OOH}$

[W1 data]

== B3LYP/cc-pVTZ+d equilibrium geometry (Angstrom) ==

| | | | |
|---|-----------|-----------|-----------|
| C | 0.016496 | -0.000793 | -0.943532 |
| H | 0.409906 | 0.916804 | -1.348344 |
| H | 0.409603 | -0.919094 | -1.347051 |
| C | -1.128907 | 0.000008 | -0.043670 |
| C | -0.007352 | 0.000148 | 1.028353 |
| H | -0.049984 | -0.908539 | 1.624928 |
| H | 1.192763 | 0.000642 | 0.787506 |
| H | -0.050297 | 0.908853 | 1.624921 |
| C | -1.974654 | -1.266502 | -0.048660 |
| H | -2.616557 | -1.302601 | 0.833167 |
| H | -2.613607 | -1.300842 | -0.933170 |
| H | -1.350665 | -2.160919 | -0.048926 |
| O | 2.618644 | 0.000750 | 0.594962 |
| O | 2.588442 | -0.000728 | -0.681852 |
| C | -1.973893 | 1.267014 | -0.049885 |
| H | -2.612792 | 1.300890 | -0.934468 |
| H | -2.615820 | 1.304310 | 0.831892 |
| H | -1.349379 | 2.161083 | -0.050963 |

== B3LYP/cc-pVTZ+d harmonic frequencies (cm⁻¹) ==

| | | | | | | |
|------------|-----------|-----------|-----------|-----------|-----------|-----------|
| -1149.5548 | 50.2724 | 82.9078 | 154.7102 | 229.5117 | 239.6510 | 291.2708 |
| 326.9980 | 343.8853 | 395.6228 | 428.9280 | 464.9554 | 469.0334 | 723.1280 |
| 755.4133 | 846.1835 | 864.5661 | 925.3238 | 958.5918 | 966.8998 | 984.6299 |
| 1011.0452 | 1044.2671 | 1070.0913 | 1187.7166 | 1269.7627 | 1300.7233 | 1342.5006 |
| 1408.0932 | 1421.9730 | 1427.7414 | 1432.0527 | 1480.5246 | 1487.5065 | 1493.8580 |
| 1506.7016 | 1514.7382 | 1707.5408 | 3022.1756 | 3026.7741 | 3047.8462 | 3083.3572 |
| 3087.8601 | 3092.2915 | 3094.7118 | 3143.1901 | 3184.3910 | 3289.3227 | |

== Thermochemistry energies (hartree) ==

ZPVE = 0.145145 (after scaling by 0.985)
W1 Ee = -347.502385 (total electronic energy)
W1 U0 = -347.357240 (Zero-kelvin internal energy)

[CCSDT-F12a/cc-pVDZ-F12 data]

CCSD(T)-F12a/cc-pVDZ-F12 Ee = -346.919350 (total electronic energy)

Species 8: Transition state along $\cdot\text{QOOH} \xrightarrow{\text{TS}_3} \text{alkene} + \cdot\text{OOH}$

[W1 data]

== B3LYP/cc-pVTZ+d equilibrium geometry (Angstrom) ==

| | | | |
|---|-----------|-----------|-----------|
| C | 1.051209 | -0.043657 | 0.026330 |
| C | 0.169407 | 0.214992 | 1.186033 |
| H | 0.051473 | 1.212997 | 1.575672 |
| H | -0.451165 | -0.567179 | 1.591307 |
| H | -3.046455 | -0.660042 | -0.764728 |
| C | 1.519893 | -1.490496 | -0.096900 |
| H | 0.686921 | -2.184282 | 0.020926 |
| H | 1.975006 | -1.667346 | -1.073471 |
| H | 2.260633 | -1.718789 | 0.671455 |
| C | 2.195469 | 0.953427 | -0.129967 |
| H | 2.675026 | 0.843888 | -1.104514 |
| H | 1.838374 | 1.980234 | -0.041325 |
| H | 2.949628 | 0.791362 | 0.642497 |
| C | -0.163545 | 0.277914 | -0.793791 |
| H | -0.172105 | 1.238666 | -1.287269 |
| H | -0.604517 | -0.543551 | -1.338868 |
| O | -2.668841 | -0.481428 | 0.107766 |
| O | -1.930837 | 0.706548 | -0.113004 |

== B3LYP/cc-pVTZ+d harmonic frequencies (cm⁻¹) ==

| | | | | | | |
|-----------|-----------|-----------|-----------|-----------|-----------|-----------|
| -682.6153 | 53.2290 | 65.9449 | 218.6590 | 229.7941 | 242.4906 | 284.2312 |
| 332.6664 | 351.0875 | 378.1500 | 392.1771 | 414.1708 | 454.2027 | 581.4693 |
| 699.1829 | 753.2800 | 848.3401 | 897.1624 | 924.4887 | 932.6014 | 962.2642 |
| 1027.5657 | 1032.2454 | 1067.8991 | 1093.5767 | 1192.8272 | 1296.7841 | 1309.3465 |
| 1355.1427 | 1404.4073 | 1415.7479 | 1432.2422 | 1477.3386 | 1487.1305 | 1490.5616 |
| 1504.3633 | 1509.1494 | 3020.0294 | 3024.8682 | 3081.9028 | 3086.3899 | 3090.2861 |
| 3094.2881 | 3124.5072 | 3170.6565 | 3231.1471 | 3279.9067 | 3718.9681 | |

== Thermochemistry energies (hartree) ==

ZPVE = 0.148182 (after scaling by 0.985)
W1 Ee = -347.506284 (total electronic energy)
W1 U0 = -347.358101 (Zero-kelvin internal energy)

[CCSDT-F12a/cc-pVDZ-F12 data]

CCSD(T)-F12a/cc-pVDZ-F12 Ee = -346.922922 (total electronic energy)

Species 9: Transition state along $\cdot\text{QOOH} \xrightarrow{\text{TS4}} \text{cycloether} + \cdot\text{OH}$

[W1 data]

== B3LYP/cc-pVTZ+d equilibrium geometry (Angstrom) ==

| | | | |
|---|-----------|-----------|-----------|
| C | 0.906396 | -0.004647 | -0.007550 |
| C | 0.403864 | -0.272665 | 1.392132 |
| H | 0.316899 | -1.292238 | 1.741558 |
| H | 0.407140 | 0.502206 | 2.144696 |
| H | -3.275789 | -0.488035 | 0.270088 |
| C | 1.991509 | -0.988273 | -0.456328 |
| H | 1.665813 | -2.021779 | -0.330878 |
| H | 2.235009 | -0.837970 | -1.510159 |
| H | 2.906540 | -0.848012 | 0.121808 |
| C | 1.382912 | 1.444141 | -0.147539 |
| H | 1.667054 | 1.658703 | -1.178898 |
| H | 0.592875 | 2.139070 | 0.138728 |
| H | 2.250733 | 1.632043 | 0.487515 |
| C | -0.437976 | -0.216282 | -0.725362 |
| H | -0.661212 | 0.513542 | -1.504364 |
| H | -0.551787 | -1.224551 | -1.133629 |
| O | -2.816356 | 0.094721 | -0.348284 |
| O | -1.312832 | -0.033049 | 0.400961 |

== B3LYP/cc-pVTZ+d harmonic frequencies (cm⁻¹) ==

| | | | | | | |
|-----------|-----------|-----------|-----------|-----------|-----------|-----------|
| -779.6758 | 69.1582 | 121.0792 | 155.5432 | 213.4047 | 240.5013 | 280.7748 |
| 314.8897 | 326.8760 | 397.7864 | 414.1187 | 428.6868 | 535.3341 | 565.6617 |
| 778.9146 | 829.1723 | 907.8743 | 923.6847 | 956.1848 | 969.5396 | 995.7464 |
| 1003.9663 | 1058.3862 | 1093.2361 | 1186.8764 | 1224.5991 | 1242.1801 | 1284.5027 |
| 1346.5597 | 1402.6298 | 1419.1037 | 1470.1641 | 1489.0961 | 1491.1290 | 1504.3355 |
| 1512.0771 | 1523.5266 | 3010.6206 | 3020.4076 | 3026.5377 | 3070.4740 | 3081.2668 |
| 3087.1387 | 3089.5113 | 3097.0692 | 3138.4276 | 3241.1295 | 3790.5885 | |

== Thermochemistry energies (hartree) ==

ZPVE = 0.148845 (after scaling by 0.985)
W1 Ee = -347.557801 (total electronic energy)
W1 U0 = -347.408955 (Zero-kelvin internal energy)

[CCSDT-F12a/cc-pVDZ-F12 data]

CCSD(T)-F12a/cc-pVDZ-F12 Ee = -346.974577 (total electronic energy)

Hydrocarbon 6: cyclohexyl

Species 1: ·R

[W1 data]

== B3LYP/cc-pVTZ+d equilibrium geometry (Angstrom) ==

| | | | |
|---|-----------|-----------|-----------|
| C | 1.285611 | -0.776670 | 0.155807 |
| C | -0.000018 | -1.460529 | -0.162801 |
| C | -1.285630 | -0.776640 | 0.155807 |
| C | -1.264955 | 0.710844 | -0.240619 |
| C | 0.000017 | 1.408445 | 0.267198 |
| C | 1.264973 | 0.710813 | -0.240619 |
| H | 2.156968 | 1.210222 | 0.143880 |
| H | 1.303304 | 0.789616 | -1.331113 |
| H | 0.000017 | 1.407584 | 1.362970 |
| H | 0.000030 | 2.456287 | -0.041544 |
| H | -2.156938 | 1.210274 | 0.143879 |
| H | -1.303282 | 0.789647 | -1.331113 |
| H | -1.477514 | -0.834498 | 1.241601 |
| H | -2.125418 | -1.287915 | -0.319242 |
| H | -0.000036 | -2.516295 | -0.400319 |
| H | 2.125386 | -1.287967 | -0.319240 |
| H | 1.477492 | -0.834532 | 1.241601 |

== B3LYP/cc-pVTZ+d harmonic frequencies (cm⁻¹) ==

| | | | | | | |
|-----------|-----------|-----------|-----------|-----------|-----------|-----------|
| 171.7952 | 208.1574 | 325.0412 | 391.0507 | 438.7415 | 459.0014 | 610.1012 |
| 781.8569 | 804.8087 | 854.4815 | 869.9876 | 874.5867 | 926.3200 | 1014.8169 |
| 1032.8107 | 1056.1635 | 1096.2443 | 1112.9207 | 1129.7121 | 1151.8428 | 1254.1347 |
| 1282.6884 | 1294.9830 | 1340.5850 | 1351.9578 | 1352.2727 | 1378.3623 | 1391.6388 |
| 1397.1527 | 1467.6569 | 1472.2412 | 1490.3116 | 1493.3079 | 1503.7239 | 2892.2698 |
| 2897.0248 | 2996.3819 | 3011.3840 | 3012.3755 | 3044.8108 | 3046.4316 | 3049.1622 |
| 3050.4108 | 3054.6026 | 3164.3272 | | | | |

== Thermochemistry energies (hartree) ==

ZPVE = 0.152593 (after scaling by 0.985)
W1 Ee = -235.263378 (total electronic energy)
W1 U0 = -235.110785 (Zero-kelvin internal energy)

[CCSDT-F12a/cc-pVDZ-F12 data]

CCSD(T)-F12a/cc-pVDZ-F12 Ee = -234.846696 (total electronic energy)

Species 2: ROO·

[W1 data]

== B3LYP/cc-pVTZ+d equilibrium geometry (Angstrom) ==

| | | | |
|---|-----------|-----------|-----------|
| C | -0.119638 | 1.155889 | -0.276634 |
| C | -0.645763 | -0.178900 | 0.231288 |
| C | 0.231637 | -1.348214 | -0.185092 |
| C | 1.675324 | -1.126332 | 0.284971 |
| C | 2.231458 | 0.214877 | -0.203477 |
| C | 1.320679 | 1.379003 | 0.199237 |
| H | 1.699481 | 2.318348 | -0.207215 |
| H | 1.330731 | 1.487456 | 1.288548 |
| H | 2.325092 | 0.191081 | -1.293929 |
| H | 3.237413 | 0.369413 | 0.191726 |
| H | 2.302704 | -1.948923 | -0.062342 |
| H | 1.707338 | -1.154241 | 1.378824 |
| H | 0.205799 | -1.435338 | -1.275015 |
| H | -0.170493 | -2.277510 | 0.221203 |
| H | -0.776089 | -0.151626 | 1.314687 |
| O | -1.980637 | -0.436210 | -0.323281 |
| O | -2.906136 | 0.301090 | 0.254242 |
| H | -0.777207 | 1.955824 | 0.064176 |
| H | -0.152766 | 1.148533 | -1.370114 |

== B3LYP/cc-pVTZ+d harmonic frequencies (cm⁻¹) ==

| | | | | | | |
|-----------|-----------|-----------|-----------|-----------|-----------|-----------|
| 81.1545 | 130.6329 | 224.5551 | 252.9058 | 322.6707 | 365.0373 | 441.3029 |
| 455.4165 | 506.7986 | 565.5207 | 799.0743 | 806.9319 | 847.1910 | 897.4338 |
| 899.4400 | 918.6785 | 938.6364 | 1018.4923 | 1046.3655 | 1067.4776 | 1090.5707 |
| 1100.4070 | 1172.3633 | 1186.5406 | 1213.6701 | 1273.3250 | 1286.3746 | 1290.6021 |
| 1332.1647 | 1340.1457 | 1368.7684 | 1377.4263 | 1379.2436 | 1384.2980 | 1396.4021 |
| 1490.8745 | 1492.4407 | 1495.3904 | 1500.8036 | 1513.7810 | 3004.2342 | 3008.3862 |
| 3014.7293 | 3021.9232 | 3024.6455 | 3049.9925 | 3057.3473 | 3060.0779 | 3063.4413 |
| 3073.8966 | 3084.0187 | | | | | |

== Thermochemistry energies (hartree) ==

ZPVE = 0.163214 (after scaling by 0.985)
W1 Ee = -385.741148 (total electronic energy)
W1 U0 = -385.577934 (Zero-kelvin internal energy)

[CCSDT-F12a/cc-pVDZ-F12 data]

CCSD(T)-F12a/cc-pVDZ-F12 Ee = -385.088450 (total electronic energy)

Species 3: ·QOOH

[W1 data]

== B3LYP/cc-pVTZ+d equilibrium geometry (Angstrom) ==

| | | | |
|---|-----------|-----------|-----------|
| C | -0.624685 | -0.207931 | 0.245677 |
| C | 0.313967 | -1.351706 | -0.157268 |
| C | 1.748666 | -1.064431 | 0.298789 |
| C | 2.266775 | 0.261398 | -0.262880 |
| C | 1.343548 | 1.430535 | 0.124347 |
| C | -0.087158 | 1.121347 | -0.152553 |
| H | -0.787815 | 1.899876 | -0.416331 |
| H | 1.643710 | 2.345333 | -0.389472 |
| H | 1.484706 | 1.634034 | 1.199739 |
| H | 2.319516 | 0.193643 | -1.352921 |
| H | 3.280881 | 0.453762 | 0.093371 |
| H | 2.398212 | -1.885427 | -0.010724 |
| H | 1.785838 | -1.036560 | 1.392994 |
| H | 0.283462 | -1.450436 | -1.245014 |
| H | -0.051921 | -2.287905 | 0.266534 |
| O | -1.878998 | -0.514603 | -0.373770 |
| O | -2.863109 | 0.438170 | 0.110524 |
| H | -3.414631 | -0.142565 | 0.651480 |
| H | -0.771779 | -0.247569 | 1.339654 |

== B3LYP/cc-pVTZ+d harmonic frequencies (cm⁻¹) ==

| | | | | | | |
|-----------|-----------|-----------|-----------|-----------|-----------|-----------|
| 96.1273 | 118.7914 | 186.0180 | 202.7855 | 241.9066 | 314.4685 | 347.1631 |
| 372.6427 | 456.3801 | 491.4717 | 530.3264 | 607.5270 | 793.4726 | 838.3919 |
| 868.0652 | 902.8012 | 907.4420 | 940.4775 | 965.6743 | 1035.0423 | 1057.6489 |
| 1070.5289 | 1103.4948 | 1111.7295 | 1149.0862 | 1205.4523 | 1258.6561 | 1278.3585 |
| 1314.6222 | 1328.7898 | 1347.2849 | 1351.5667 | 1363.8920 | 1375.0533 | 1382.3228 |
| 1398.8538 | 1472.8184 | 1491.8575 | 1495.6451 | 1504.5781 | 2882.7603 | 2902.2527 |
| 3003.8314 | 3018.5884 | 3030.9419 | 3054.0264 | 3056.1840 | 3059.6996 | 3074.9549 |
| 3197.2121 | 3757.6729 | | | | | |

== Thermochemistry energies (hartree) ==

ZPVE = 0.160036 (after scaling by 0.985)
W1 Ee = -385.714406 (total electronic energy)
W1 U0 = -385.554370 (Zero-kelvin internal energy)

[CCSDT-F12a/cc-pVDZ-F12 data]

CCSD(T)-F12a/cc-pVDZ-F12 Ee = -385.061174 (total electronic energy)

Species 4: *cy*-ether

[W1 data]

== B3LYP/cc-pVTZ+d equilibrium geometry (Angstrom) ==

| | | | |
|---|-----------|-----------|-----------|
| C | -0.987865 | 0.830017 | -0.295546 |
| C | 0.338182 | 1.513787 | -0.029632 |
| C | 1.547150 | 0.577683 | -0.171576 |
| C | 1.284886 | -0.801403 | 0.436723 |
| C | 0.132646 | -1.506742 | -0.286444 |
| C | -1.089957 | -0.632089 | -0.413301 |
| H | -1.903971 | -1.044883 | -1.004487 |
| O | -1.522839 | 0.034823 | 0.777730 |
| H | -0.139107 | -2.431682 | 0.228912 |
| H | 0.446924 | -1.792508 | -1.295933 |
| H | 1.039678 | -0.697354 | 1.495598 |
| H | 2.183409 | -1.417868 | 0.376827 |
| H | 2.423439 | 1.038355 | 0.287912 |
| H | 1.783634 | 0.453531 | -1.233188 |
| H | 0.299624 | 1.930038 | 0.980625 |
| H | 0.442356 | 2.361959 | -0.709699 |
| H | -1.743528 | 1.434301 | -0.789754 |

== B3LYP/cc-pVTZ+d harmonic frequencies (cm⁻¹) ==

| | | | | | | |
|-----------|-----------|-----------|-----------|-----------|-----------|-----------|
| 142.2384 | 270.9763 | 357.0682 | 375.4289 | 442.0543 | 543.0545 | 648.0426 |
| 767.0409 | 783.5150 | 828.9652 | 845.8561 | 892.1641 | 901.0616 | 985.6822 |
| 1005.5096 | 1043.5738 | 1051.9402 | 1080.3551 | 1101.6736 | 1171.7515 | 1194.6803 |
| 1211.0727 | 1278.1059 | 1289.9235 | 1304.6263 | 1359.9821 | 1372.0992 | 1377.2940 |
| 1391.6798 | 1400.6856 | 1462.9074 | 1481.4607 | 1486.2204 | 1494.7198 | 1503.1804 |
| 3005.9421 | 3008.2551 | 3022.8069 | 3031.8334 | 3045.4776 | 3054.1430 | 3062.1978 |
| 3071.9646 | 3088.5348 | 3103.5144 | | | | |

== Thermochemistry energies (hartree) ==

ZPVE = 0.148870 (after scaling by 0.985)
W1 Ee = -309.958304 (total electronic energy)
W1 U0 = -309.809434 (Zero-kelvin internal energy)

[CCSDT-F12a/cc-pVDZ-F12 data]

CCSD(T)-F12a/cc-pVDZ-F12 Ee = -309.423628 (total electronic energy)

Species 5: alkene

[W1 data]

== B3LYP/cc-pVTZ+d equilibrium geometry (Angstrom) ==

| | | | |
|---|-----------|-----------|-----------|
| C | 1.493240 | 0.048413 | 0.109913 |
| C | 0.662624 | 1.302204 | 0.056893 |
| C | -0.662622 | 1.302205 | -0.056894 |
| C | -1.493241 | 0.048415 | -0.109910 |
| C | -0.696924 | -1.189909 | 0.315775 |
| C | 0.696922 | -1.189909 | -0.315777 |
| H | 1.240457 | -2.098105 | -0.048371 |
| H | 0.595292 | -1.193818 | -1.405178 |
| H | -0.595293 | -1.193822 | 1.405176 |
| H | -1.240459 | -2.098104 | 0.048367 |
| H | -2.375187 | 0.166413 | 0.526004 |
| H | -1.883533 | -0.086031 | -1.126065 |
| H | -1.191963 | 2.247292 | -0.112713 |
| H | 1.191967 | 2.247290 | 0.112709 |
| H | 1.883527 | -0.086035 | 1.126070 |
| H | 2.375190 | 0.166409 | -0.525997 |

== B3LYP/cc-pVTZ+d harmonic frequencies (cm⁻¹) ==

| | | | | | | |
|-----------|-----------|-----------|-----------|-----------|-----------|-----------|
| 165.0329 | 275.1674 | 401.6350 | 457.5924 | 502.9580 | 656.4664 | 732.0702 |
| 821.8436 | 828.8011 | 880.9519 | 909.8226 | 936.3328 | 1007.0416 | 1020.0417 |
| 1047.7464 | 1071.5715 | 1100.8874 | 1161.9743 | 1163.8994 | 1250.5929 | 1270.9635 |
| 1295.0380 | 1360.2879 | 1370.9567 | 1371.5383 | 1387.0763 | 1426.7188 | 1476.8697 |
| 1482.9182 | 1494.9827 | 1503.2465 | 1715.2585 | 2986.6406 | 2986.7016 | 3007.3717 |
| 3013.9008 | 3030.0963 | 3030.7614 | 3056.0484 | 3058.4174 | 3127.2057 | 3150.7630 |

== Thermochemistry energies (hartree) ==

ZPVE = 0.143607 (after scaling by 0.985)
W1 Ee = -234.702725 (total electronic energy)
W1 U0 = -234.559118 (Zero-kelvin internal energy)

[CCSDT-F12a/cc-pVDZ-F12 data]

CCSD(T)-F12a/cc-pVDZ-F12 Ee = -234.286061 (total electronic energy)

Species 6: Transition state along $\text{ROO} \cdot \xrightarrow{\text{TS1}} \cdot\text{QOOH}$

[W1 data]

== B3LYP/cc-pVTZ+d equilibrium geometry (Angstrom) ==

| | | | |
|---|-----------|-----------|-----------|
| C | 0.302689 | 0.937921 | 0.315330 |
| C | 0.612007 | -0.436474 | -0.257855 |
| C | -0.422156 | -1.453410 | 0.192521 |
| C | -1.801921 | -0.940327 | -0.265911 |
| C | -2.106258 | 0.492955 | 0.201763 |
| C | -0.988961 | 1.505499 | -0.181212 |
| H | -1.208358 | 2.480545 | 0.254962 |
| H | -0.968000 | 1.624688 | -1.268009 |
| H | -2.223466 | 0.501892 | 1.288791 |
| H | -3.056951 | 0.825968 | -0.219148 |
| H | -2.580763 | -1.613882 | 0.095171 |
| H | -1.846408 | -0.978103 | -1.358384 |
| H | -0.389469 | -1.552663 | 1.279932 |
| H | -0.216256 | -2.435542 | -0.236890 |
| H | 0.622633 | -0.375484 | -1.353170 |
| O | 1.938293 | -0.681050 | 0.200071 |
| O | 2.597731 | 0.517321 | -0.186821 |
| H | 1.595818 | 1.236205 | -0.019179 |
| H | 0.410628 | 0.959225 | 1.402103 |

== B3LYP/cc-pVTZ+d harmonic frequencies (cm⁻¹) ==

| | | | | | | |
|------------|-----------|-----------|-----------|-----------|-----------|-----------|
| -2178.1664 | 156.3939 | 211.5943 | 288.0581 | 315.8147 | 336.7960 | 396.7274 |
| 469.5729 | 509.6141 | 582.0763 | 658.8706 | 797.6305 | 821.5081 | 837.0219 |
| 892.3221 | 910.5860 | 930.6988 | 947.7515 | 974.1276 | 1040.5129 | 1051.9244 |
| 1059.1881 | 1094.9272 | 1147.8896 | 1170.4303 | 1190.7421 | 1200.6941 | 1262.4362 |
| 1268.0694 | 1309.4695 | 1336.0935 | 1343.4117 | 1365.1512 | 1374.7062 | 1388.1256 |
| 1398.3576 | 1489.5444 | 1492.5293 | 1498.5046 | 1506.3188 | 1737.0515 | 2981.6498 |
| 3015.2339 | 3019.6568 | 3023.0462 | 3031.6298 | 3054.9007 | 3061.3475 | 3065.0021 |
| 3074.7051 | 3078.9996 | | | | | |

== Thermochemistry energies (hartree) ==

ZPVE = 0.157460 (after scaling by 0.985)
W1 Ee = -385.676154 (total electronic energy)
W1 U0 = -385.518694 (Zero-kelvin internal energy)

[CCSDT-F12a/cc-pVDZ-F12 data]

CCSD(T)-F12a/cc-pVDZ-F12 Ee = -385.023595 (total electronic energy)

Species 7: Transition state along $\text{ROO}\cdot \xrightarrow{\text{TS2}} \text{alkene} + \cdot\text{OOH}$

[W1 data]

== B3LYP/cc-pVTZ+d equilibrium geometry (Angstrom) ==

| | | | |
|---|-----------|-----------|-----------|
| C | -0.361491 | 0.385879 | 1.042979 |
| C | -0.167309 | -0.970851 | 0.789359 |
| C | 1.030451 | -1.450090 | -0.042901 |
| C | 2.043260 | -0.335459 | -0.329491 |
| C | 1.339879 | 0.965970 | -0.720671 |
| C | 0.471918 | 1.466940 | 0.434949 |
| H | -0.162583 | 2.300359 | 0.127689 |
| H | 1.116708 | 1.862750 | 1.231929 |
| H | 0.713659 | 0.796040 | -1.600681 |
| H | 2.067298 | 1.731471 | -0.994921 |
| H | 2.731150 | -0.652928 | -1.114941 |
| H | 2.649600 | -0.154238 | 0.563759 |
| H | 0.681572 | -1.868590 | -0.991131 |
| H | 1.521592 | -2.271039 | 0.482199 |
| H | -0.496639 | -1.648751 | 1.573929 |
| O | -2.222550 | -0.611363 | -0.698211 |
| O | -2.119991 | 0.602407 | -0.324901 |
| H | -1.011701 | 0.676708 | 1.857139 |
| H | -1.210579 | -1.074462 | 0.004559 |

== B3LYP/cc-pVTZ+d harmonic frequencies (cm⁻¹) ==

| | | | | | | |
|-----------|-----------|-----------|-----------|-----------|-----------|-----------|
| -970.0540 | 82.6772 | 122.6384 | 197.6235 | 215.8693 | 305.2980 | 382.8677 |
| 444.1321 | 469.1231 | 542.9228 | 659.6322 | 715.6243 | 797.9577 | 821.5627 |
| 824.9761 | 882.6773 | 906.1261 | 946.0279 | 976.7028 | 1027.4372 | 1051.0282 |
| 1072.3713 | 1109.3340 | 1151.2179 | 1182.2528 | 1237.0721 | 1275.7602 | 1290.0458 |
| 1306.2665 | 1317.6166 | 1357.9196 | 1369.3722 | 1375.4279 | 1385.8844 | 1408.7133 |
| 1459.6318 | 1492.3522 | 1498.2637 | 1507.4051 | 1558.8811 | 1572.7744 | 2971.7847 |
| 3005.0488 | 3015.5359 | 3025.2248 | 3053.7986 | 3054.7274 | 3062.2286 | 3066.8253 |
| 3095.6018 | 3173.9225 | | | | | |

== Thermochemistry energies (hartree) ==

ZPVE = 0.156690 (after scaling by 0.985)
W1 Ee = -385.683105 (total electronic energy)
W1 U0 = -385.526416 (Zero-kelvin internal energy)

[CCSDT-F12a/cc-pVDZ-F12 data]

CCSD(T)-F12a/cc-pVDZ-F12 Ee = -385.030289 (total electronic energy)

Species 8: Transition state along $\cdot\text{QOOH} \xrightarrow{\text{TS}_3} \text{alkene} + \cdot\text{OOH}$

[W1 data]

== B3LYP/cc-pVTZ+d equilibrium geometry (Angstrom) ==

| | | | |
|---|-----------|-----------|-----------|
| C | 0.029951 | 0.962133 | -0.853940 |
| C | 0.434622 | -0.363423 | -0.804010 |
| C | -0.505905 | -1.438999 | -0.306554 |
| C | -1.888924 | -0.901392 | 0.083623 |
| C | -1.766701 | 0.429757 | 0.825857 |
| C | -1.137686 | 1.489166 | -0.084731 |
| H | -0.834498 | 2.367217 | 0.495942 |
| H | -1.889080 | 1.865509 | -0.792922 |
| H | -1.137049 | 0.292727 | 1.708637 |
| H | -2.741912 | 0.770273 | 1.177461 |
| H | -2.411248 | -1.638842 | 0.695093 |
| H | -2.496133 | -0.754115 | -0.814839 |
| H | -0.036493 | -1.929318 | 0.549939 |
| H | -0.600992 | -2.206770 | -1.077600 |
| H | 1.190555 | -0.677534 | -1.510165 |
| O | 1.656730 | -0.377746 | 0.642949 |
| O | 2.896071 | 0.147336 | 0.249105 |
| H | 2.902757 | 1.018094 | 0.670068 |
| H | 0.639537 | 1.672583 | -1.399520 |

== B3LYP/cc-pVTZ+d harmonic frequencies (cm⁻¹) ==

| | | | | | | |
|-----------|-----------|-----------|-----------|-----------|-----------|-----------|
| -482.5643 | 59.2492 | 91.8931 | 143.6848 | 198.3686 | 283.6295 | 334.5486 |
| 358.2804 | 409.4347 | 461.5376 | 499.3316 | 675.7740 | 722.3976 | 808.6234 |
| 821.3977 | 881.8042 | 887.9400 | 911.3757 | 948.1380 | 1012.7954 | 1052.2070 |
| 1061.3716 | 1067.4757 | 1084.8461 | 1154.5620 | 1164.5737 | 1223.1642 | 1263.7726 |
| 1295.8285 | 1358.2692 | 1368.2525 | 1369.1793 | 1373.1519 | 1386.7752 | 1422.3626 |
| 1458.4330 | 1476.7642 | 1497.0847 | 1503.8992 | 1508.7299 | 2962.5103 | 3002.5977 |
| 3009.6661 | 3025.8077 | 3029.1575 | 3052.5848 | 3064.0678 | 3067.3963 | 3148.9229 |
| 3172.6420 | 3724.3992 | | | | | |

== Thermochemistry energies (hartree) ==

ZPVE = 0.159011 (after scaling by 0.985)
W1 Ee = -385.687646 (total electronic energy)
W1 U0 = -385.528635 (Zero-kelvin internal energy)

[CCSDT-F12a/cc-pVDZ-F12 data]

CCSD(T)-F12a/cc-pVDZ-F12 Ee = -385.034617 (total electronic energy)

Species 9: Transition state along $\cdot\text{QOOH} \xrightarrow{\text{TS}_4} \text{cycloether} + \cdot\text{OH}$

[W1 data]

== B3LYP/cc-pVTZ+d equilibrium geometry (Angstrom) ==

| | | | |
|---|-----------|-----------|-----------|
| C | -0.295192 | -1.232519 | 0.717086 |
| C | 0.609076 | -0.066475 | 0.822298 |
| C | 0.018636 | 1.322598 | 0.566035 |
| C | -1.418918 | 1.300853 | 0.019586 |
| C | -1.669403 | 0.107908 | -0.904495 |
| C | -1.512709 | -1.205583 | -0.130227 |
| H | -1.527423 | -2.071085 | -0.799992 |
| H | -2.380167 | -1.344634 | 0.533992 |
| H | -0.958887 | 0.124756 | -1.732453 |
| H | -2.671005 | 0.159466 | -1.333953 |
| H | -1.626862 | 2.236793 | -0.501010 |
| H | -2.127961 | 1.249885 | 0.852433 |
| H | 0.691966 | 1.811907 | -0.138111 |
| H | 0.055237 | 1.903479 | 1.489434 |
| H | 1.248264 | -0.082091 | 1.707832 |
| O | 1.269023 | -0.635776 | -0.287158 |
| O | 2.687404 | 0.295788 | -0.609733 |
| H | 3.261513 | -0.480163 | -0.655510 |
| H | -0.005032 | -2.149101 | 1.210772 |

== B3LYP/cc-pVTZ+d harmonic frequencies (cm⁻¹) ==

| | | | | | | |
|-----------|-----------|-----------|-----------|-----------|-----------|-----------|
| -682.2688 | 70.4393 | 124.0898 | 139.2454 | 154.1480 | 264.0097 | 289.2933 |
| 380.0902 | 408.7250 | 456.9549 | 520.2651 | 663.3137 | 704.4083 | 798.3671 |
| 816.9442 | 850.9887 | 872.3261 | 888.8443 | 957.1673 | 997.8799 | 1007.9818 |
| 1050.1419 | 1057.3020 | 1083.0810 | 1143.1282 | 1171.0744 | 1198.0060 | 1259.5371 |
| 1290.0996 | 1305.4877 | 1359.6124 | 1361.3637 | 1365.0399 | 1389.0275 | 1407.4392 |
| 1416.3649 | 1454.1175 | 1485.2250 | 1496.2610 | 1504.8415 | 2941.5466 | 3002.8438 |
| 3016.4412 | 3025.3572 | 3040.3076 | 3046.2904 | 3060.5019 | 3077.6156 | 3087.5863 |
| 3189.8777 | 3787.3882 | | | | | |

== Thermochemistry energies (hartree) ==

ZPVE = 0.158063 (after scaling by 0.985)
W1 Ee = -385.693129 (total electronic energy)
W1 U0 = -385.535066 (Zero-kelvin internal energy)

[CCSDT-F12a/cc-pVDZ-F12 data]

CCSD(T)-F12a/cc-pVDZ-F12 Ee = -385.040470 (total electronic energy)

Hydrocarbon 7: cyclohexenyl

Species 1: ·R

[W1 data]

== B3LYP/cc-pVTZ+d equilibrium geometry (Angstrom) ==

| | | | |
|---|-----------|-----------|-----------|
| C | -1.270924 | -0.670120 | 0.194373 |
| C | -1.211941 | 0.815216 | 0.003325 |
| C | 0.001758 | 1.472759 | -0.092155 |
| C | 1.213897 | 0.812327 | 0.003290 |
| C | 1.269313 | -0.673149 | 0.194400 |
| C | -0.001619 | -1.357184 | -0.327410 |
| H | -0.002886 | -2.414228 | -0.056089 |
| H | -0.001543 | -1.307736 | -1.419272 |
| H | 1.397519 | -0.901934 | 1.261986 |
| H | 2.151420 | -1.087820 | -0.300069 |
| H | 2.140012 | 1.370470 | -0.036080 |
| H | 0.003020 | 2.547855 | -0.231153 |
| H | -2.136708 | 1.375592 | -0.036047 |
| H | -2.154005 | -1.082653 | -0.300149 |
| H | -1.399736 | -0.898646 | 1.261941 |

== B3LYP/cc-pVTZ+d harmonic frequencies (cm⁻¹) ==

| | | | | | | |
|-----------|-----------|-----------|-----------|-----------|-----------|-----------|
| 181.9479 | 252.8795 | 433.0617 | 503.5292 | 516.4283 | 606.2741 | 695.2877 |
| 730.3359 | 833.1947 | 862.9551 | 890.0484 | 956.0233 | 966.2615 | 1017.2937 |
| 1056.1173 | 1063.7804 | 1138.9134 | 1146.1474 | 1164.7025 | 1217.9102 | 1271.5977 |
| 1345.9751 | 1361.7991 | 1371.5230 | 1403.6826 | 1450.0302 | 1476.2952 | 1479.3779 |
| 1495.3697 | 1514.5125 | 2954.3821 | 2955.7192 | 3019.9092 | 3033.4492 | 3040.1445 |
| 3063.4971 | 3142.5272 | 3168.1560 | 3177.1282 | | | |

== Thermochemistry energies (hartree) ==

ZPVE = 0.130057 (after scaling by 0.985)
W1 Ee = -234.057321 (total electronic energy)
W1 U0 = -233.927263 (Zero-kelvin internal energy)

[CCSDT-F12a/cc-pVDZ-F12 data]

CCSD(T)-F12a/cc-pVDZ-F12 Ee = -233.640816 (total electronic energy)

Species 2: ROO·

[W1 data]

== B3LYP/cc-pVTZ+d equilibrium geometry (Angstrom) ==

| | | | |
|---|-----------|-----------|-----------|
| C | -2.143523 | -0.296366 | -0.248241 |
| C | -1.626244 | 1.106064 | -0.109575 |
| C | -0.374439 | 1.406148 | 0.227564 |
| C | 0.645448 | 0.361421 | 0.551672 |
| C | 0.060998 | -1.034477 | 0.719939 |
| C | -1.011870 | -1.323667 | -0.329382 |
| H | -1.404954 | -2.332968 | -0.201763 |
| H | -0.558893 | -1.282580 | -1.322588 |
| H | -0.370013 | -1.097105 | 1.723392 |
| H | 0.874897 | -1.758364 | 0.678121 |
| H | -0.055204 | 2.438893 | 0.289131 |
| H | -2.329465 | 1.911264 | -0.292153 |
| H | -2.782586 | -0.360730 | -1.132434 |
| H | -2.800309 | -0.517476 | 0.602293 |
| O | 1.619649 | 0.367894 | -0.576597 |
| H | 1.239765 | 0.640911 | 1.421258 |
| O | 2.740918 | -0.237466 | -0.253043 |

== B3LYP/cc-pVTZ+d harmonic frequencies (cm⁻¹) ==

| | | | | | | |
|-----------|-----------|-----------|-----------|-----------|-----------|-----------|
| 76.0001 | 109.3942 | 216.5448 | 265.6829 | 340.9194 | 438.1198 | 455.6590 |
| 529.1480 | 567.5532 | 696.0192 | 738.0811 | 824.1990 | 832.2187 | 885.5125 |
| 905.1720 | 945.6874 | 1015.9000 | 1018.9935 | 1064.9139 | 1074.9161 | 1109.6045 |
| 1166.2429 | 1177.8565 | 1184.6488 | 1262.1925 | 1281.3140 | 1327.0037 | 1357.5983 |
| 1368.5749 | 1376.2787 | 1395.8683 | 1432.7734 | 1472.9319 | 1487.4254 | 1500.4707 |
| 1709.8220 | 2989.0206 | 3022.7491 | 3032.4098 | 3044.7428 | 3069.7347 | 3074.1628 |
| 3083.3531 | 3140.8394 | 3169.4221 | | | | |

== Thermochemistry energies (hartree) ==

ZPVE = 0.139661 (after scaling by 0.985)
W1 Ee = -384.508858 (total electronic energy)
W1 U0 = -384.369197 (Zero-kelvin internal energy)

[CCSDT-F12a/cc-pVDZ-F12 data]

CCSD(T)-F12a/cc-pVDZ-F12 Ee = -383.856462 (total electronic energy)

Species 3: ·QOOH

[W1 data]

== B3LYP/cc-pVTZ+d equilibrium geometry (Angstrom) ==

| | | | |
|---|-----------|-----------|-----------|
| C | -2.269576 | -0.270483 | -0.096576 |
| C | -1.682249 | 1.110892 | -0.086820 |
| C | -0.401712 | 1.371823 | 0.158875 |
| C | 0.603526 | 0.310707 | 0.499210 |
| C | 0.021357 | -1.055141 | 0.539334 |
| C | -1.191467 | -1.354318 | -0.268318 |
| H | -1.592942 | -2.338914 | -0.026702 |
| H | -0.916926 | -1.386772 | -1.334196 |
| H | 0.589827 | -1.850166 | 1.001169 |
| H | -0.030725 | 2.388525 | 0.140653 |
| H | -2.359938 | 1.935364 | -0.279151 |
| H | -3.012008 | -0.350157 | -0.894120 |
| H | -2.817085 | -0.434646 | 0.838365 |
| O | 1.632009 | 0.442182 | -0.537671 |
| H | 1.101620 | 0.554259 | 1.441966 |
| O | 2.831816 | -0.216822 | -0.055204 |
| H | 2.848303 | -1.001250 | -0.619217 |

== B3LYP/cc-pVTZ+d harmonic frequencies (cm⁻¹) ==

| | | | | | | |
|-----------|-----------|-----------|-----------|-----------|-----------|-----------|
| 67.1887 | 117.2789 | 176.8257 | 240.7993 | 246.6007 | 297.5087 | 374.7432 |
| 452.4996 | 501.8589 | 553.0556 | 587.4548 | 716.5016 | 759.9715 | 837.6426 |
| 883.7487 | 896.8407 | 922.7228 | 959.1561 | 985.6141 | 1008.2566 | 1036.1460 |
| 1066.6177 | 1128.4758 | 1177.0111 | 1189.1308 | 1271.3026 | 1305.1606 | 1317.5783 |
| 1356.5852 | 1358.9750 | 1378.3950 | 1401.3927 | 1428.4045 | 1468.7809 | 1481.3135 |
| 1712.4954 | 2930.0516 | 3000.3835 | 3017.6831 | 3044.0254 | 3065.1211 | 3140.9802 |
| 3173.6311 | 3182.3496 | 3758.7556 | | | | |

== Thermochemistry energies (hartree) ==

ZPVE = 0.136832 (after scaling by 0.985)
W1 Ee = -384.483308 (total electronic energy)
W1 U0 = -384.346476 (Zero-kelvin internal energy)

[CCSDT-F12a/cc-pVDZ-F12 data]

CCSD(T)-F12a/cc-pVDZ-F12 Ee = -383.830386 (total electronic energy)

Species 4: *cy*-ether

[W1 data]

== B3LYP/cc-pVTZ+d equilibrium geometry (Angstrom) ==

| | | | |
|---|-----------|-----------|-----------|
| C | -1.605525 | -0.558623 | 0.098808 |
| C | -1.372721 | 0.910958 | -0.128619 |
| C | -0.179572 | 1.485859 | -0.001383 |
| C | 1.010556 | 0.700217 | 0.402356 |
| C | 0.928872 | -0.762490 | 0.363199 |
| C | -0.350462 | -1.419947 | -0.127387 |
| H | -0.476049 | -2.390560 | 0.354813 |
| H | -0.228873 | -1.608485 | -1.195466 |
| H | -0.054794 | 2.548371 | -0.170250 |
| H | -2.233943 | 1.514663 | -0.391422 |
| H | -2.408910 | -0.908495 | -0.552258 |
| H | -1.979348 | -0.697344 | 1.120194 |
| O | 1.696453 | -0.054217 | -0.621508 |
| H | 1.684656 | 1.174652 | 1.109306 |
| H | 1.538754 | -1.334900 | 1.055303 |

== B3LYP/cc-pVTZ+d harmonic frequencies (cm⁻¹) ==

| | | | | | | |
|-----------|-----------|-----------|-----------|-----------|-----------|-----------|
| 110.8949 | 251.9600 | 396.5646 | 485.1589 | 504.2510 | 542.6020 | 712.7121 |
| 760.7092 | 789.7555 | 821.3025 | 867.1795 | 938.3363 | 963.6737 | 976.4022 |
| 1005.6381 | 1048.4479 | 1060.7655 | 1090.3557 | 1152.3957 | 1197.3324 | 1219.0463 |
| 1274.4125 | 1286.8170 | 1348.1525 | 1359.2491 | 1395.9813 | 1427.8540 | 1458.9387 |
| 1478.9254 | 1487.5854 | 1705.5101 | 2992.9448 | 3037.3061 | 3052.6807 | 3075.4345 |
| 3104.4803 | 3115.0507 | 3142.7394 | 3167.5092 | | | |

== Thermochemistry energies (hartree) ==

ZPVE = 0.125231 (after scaling by 0.985)
W1 Ee = -308.722842 (total electronic energy)
W1 U0 = -308.597611 (Zero-kelvin internal energy)

[CCSDT-F12a/cc-pVDZ-F12 data]

CCSD(T)-F12a/cc-pVDZ-F12 Ee = -308.188411 (total electronic energy)

Species 5: alkene

[W1 data]

== B3LYP/cc-pVTZ+d equilibrium geometry (Angstrom) ==

| | | | |
|---|-----------|-----------|-----------|
| C | -1.190453 | -0.728182 | -0.241210 |
| C | 0.113603 | -1.419299 | 0.063434 |
| C | 1.254089 | -0.723538 | 0.106387 |
| C | 1.254089 | 0.723538 | -0.106387 |
| C | 0.113603 | 1.419299 | -0.063434 |
| C | -1.190453 | 0.728182 | 0.241210 |
| H | -2.028422 | 1.269349 | -0.200715 |
| H | -1.351022 | 0.756441 | 1.327964 |
| H | 0.117014 | 2.495348 | -0.184809 |
| H | 2.198996 | -1.223417 | 0.278247 |
| H | 0.117013 | -2.495348 | 0.184809 |
| H | -2.028422 | -1.269349 | 0.200715 |
| H | -1.351022 | -0.756441 | -1.327964 |
| H | 2.198996 | 1.223417 | -0.278247 |

== B3LYP/cc-pVTZ+d harmonic frequencies (cm⁻¹) ==

| | | | | | | |
|-----------|-----------|-----------|-----------|-----------|-----------|-----------|
| 192.8098 | 302.3568 | 481.7906 | 523.8932 | 574.1460 | 674.6680 | 764.4143 |
| 781.3944 | 853.3941 | 930.4329 | 963.3190 | 981.5269 | 996.0674 | 1015.2611 |
| 1046.6052 | 1069.1296 | 1175.3067 | 1191.3360 | 1205.2056 | 1269.4904 | 1359.6232 |
| 1363.2187 | 1405.9565 | 1443.7607 | 1471.7013 | 1482.0943 | 1637.3882 | 1703.4535 |
| 2957.5285 | 2971.0729 | 3057.7442 | 3058.6910 | 3148.6677 | 3155.3902 | 3170.1798 |
| 3179.4596 | | | | | | |

== Thermochemistry energies (hartree) ==

ZPVE = 0.120185 (after scaling by 0.985)
W1 Ee = -233.474518 (total electronic energy)
W1 U0 = -233.354333 (Zero-kelvin internal energy)

[CCSDT-F12a/cc-pVDZ-F12 data]

CCSD(T)-F12a/cc-pVDZ-F12 Ee = -233.058055 (total electronic energy)

Species 6: Transition state along $\text{ROO} \cdot \xrightarrow{\text{TS1}} \cdot\text{QOOH}$

[W1 data]

== B3LYP/cc-pVTZ+d equilibrium geometry (Angstrom) ==

| | | | |
|---|-----------|-----------|-----------|
| C | -2.030809 | -0.573900 | -0.158577 |
| C | -1.766664 | 0.904443 | -0.142938 |
| C | -0.585019 | 1.449468 | 0.137518 |
| C | 0.606261 | 0.625806 | 0.513538 |
| C | 0.291000 | -0.858085 | 0.710485 |
| C | -0.727351 | -1.397498 | -0.251784 |
| H | -0.930928 | -2.452159 | -0.068235 |
| H | -0.342618 | -1.302824 | -1.269944 |
| H | 0.202073 | -1.191302 | 1.741654 |
| H | 1.569264 | -1.096464 | 0.287453 |
| H | -0.459078 | 2.525020 | 0.127670 |
| H | -2.605473 | 1.552933 | -0.370628 |
| H | -2.682138 | -0.821716 | -1.000144 |
| H | -2.589181 | -0.851890 | 0.742359 |
| O | 1.561521 | 0.636275 | -0.575806 |
| H | 1.097259 | 1.021835 | 1.407694 |
| O | 2.440518 | -0.421879 | -0.230110 |

== B3LYP/cc-pVTZ+d harmonic frequencies (cm⁻¹) ==

| | | | | | | |
|------------|-----------|-----------|-----------|-----------|-----------|-----------|
| -2159.9649 | 114.2653 | 192.5710 | 244.2835 | 289.2540 | 429.1863 | 461.1906 |
| 521.9295 | 586.8638 | 677.9427 | 728.0027 | 744.1971 | 825.2366 | 850.4932 |
| 883.2391 | 920.3935 | 943.4556 | 972.3340 | 992.3649 | 1010.9271 | 1050.6843 |
| 1071.3579 | 1106.8958 | 1137.6790 | 1172.7863 | 1218.7674 | 1257.0187 | 1309.8600 |
| 1321.2501 | 1354.0180 | 1368.1685 | 1394.1768 | 1423.3472 | 1476.0250 | 1492.3647 |
| 1701.3982 | 1717.0308 | 3001.3496 | 3013.1543 | 3030.8031 | 3047.2850 | 3082.1471 |
| 3113.4017 | 3141.3124 | 3168.1794 | | | | |

== Thermochemistry energies (hartree) ==

ZPVE = 0.133649 (after scaling by 0.985)
W1 Ee = -384.450007 (total electronic energy)
W1 U0 = -384.316359 (Zero-kelvin internal energy)

[CCSDT-F12a/cc-pVDZ-F12 data]

CCSD(T)-F12a/cc-pVDZ-F12 Ee = -383.797757 (total electronic energy)

Species 8: Transition state along $\text{ROO}\cdot \xrightarrow{\text{TS2}} \text{alkene} + \cdot\text{OOH}$

[W1 data]

== B3LYP/cc-pVTZ+d equilibrium geometry (Angstrom) ==

| | | | |
|---|-----------|-----------|-----------|
| C | -2.125361 | -0.435280 | -0.277739 |
| C | -1.694591 | 0.998372 | -0.415041 |
| C | -0.557272 | 1.443838 | 0.139189 |
| C | 0.262574 | 0.549435 | 0.923548 |
| C | 0.154154 | -0.834316 | 0.795816 |
| C | -0.922849 | -1.376570 | -0.153408 |
| H | -1.247129 | -2.362984 | 0.177272 |
| H | -0.488959 | -1.512423 | -1.148261 |
| H | 0.394519 | -1.429736 | 1.673367 |
| H | 1.286952 | -0.977118 | 0.142258 |
| H | -0.275978 | 2.486035 | 0.070720 |
| H | -2.351750 | 1.687781 | -0.931091 |
| H | -2.738158 | -0.728497 | -1.131968 |
| H | -2.779015 | -0.519168 | 0.600559 |
| O | 2.239223 | 0.649215 | -0.371979 |
| H | 0.877480 | 0.972155 | 1.705274 |
| O | 2.338541 | -0.610330 | -0.532060 |

== B3LYP/cc-pVTZ+d harmonic frequencies (cm⁻¹) ==

| | | | | | | |
|------------|-----------|-----------|-----------|-----------|-----------|-----------|
| -1078.2646 | 97.5341 | 126.8272 | 177.6611 | 210.5703 | 286.0263 | 399.9607 |
| 497.8871 | 528.7688 | 586.5982 | 656.0732 | 723.0531 | 762.6606 | 845.8168 |
| 850.8196 | 924.3539 | 963.8049 | 993.4353 | 997.1791 | 1007.4732 | 1063.5988 |
| 1072.7155 | 1175.6094 | 1187.2790 | 1221.4283 | 1261.9647 | 1294.7437 | 1318.9657 |
| 1357.7863 | 1365.5877 | 1399.3008 | 1438.3204 | 1472.6538 | 1492.5637 | 1534.1243 |
| 1562.9257 | 1657.0727 | 2976.5881 | 3015.1670 | 3057.2926 | 3074.1742 | 3105.5866 |
| 3156.7515 | 3179.6747 | 3193.4490 | | | | |

== Thermochemistry energies (hartree) ==

ZPVE = 0.133006 (after scaling by 0.985)
W1 Ee = -384.455687 (total electronic energy)
W1 U0 = -384.322681 (Zero-kelvin internal energy)

[CCSDT-F12a/cc-pVDZ-F12 data]

CCSD(T)-F12a/cc-pVDZ-F12 Ee = -383.803165 (total electronic energy)

Species 8: Transition state along $\cdot\text{QOOH} \xrightarrow{\text{TS}_3} \text{alkene} + \cdot\text{OOH}$

[W1 data]

== B3LYP/cc-pVTZ+d equilibrium geometry (Angstrom) ==

| | | | |
|---|-----------|-----------|-----------|
| C | -2.299070 | -0.196085 | -0.213970 |
| C | -1.655256 | 1.161478 | -0.165435 |
| C | -0.408862 | 1.347724 | 0.272420 |
| C | 0.416180 | 0.224073 | 0.732710 |
| C | -0.094132 | -1.062846 | 0.625645 |
| C | -1.261076 | -1.328111 | -0.270785 |
| H | -1.724158 | -2.287033 | -0.035462 |
| H | -0.889539 | -1.411158 | -1.302161 |
| H | 0.436548 | -1.891691 | 1.074707 |
| H | 3.135750 | -0.968796 | -0.441634 |
| H | 0.027237 | 2.336439 | 0.307418 |
| H | -2.253785 | 2.013515 | -0.465524 |
| H | -2.969641 | -0.263827 | -1.072610 |
| H | -2.936286 | -0.314311 | 0.671643 |
| O | 1.736237 | 0.255144 | -0.649838 |
| H | 1.158986 | 0.430365 | 1.490083 |
| O | 2.992287 | -0.070256 | -0.113908 |

== B3LYP/cc-pVTZ+d harmonic frequencies (cm⁻¹) ==

| | | | | | | |
|-----------|-----------|-----------|-----------|-----------|-----------|-----------|
| -479.1690 | 65.6313 | 94.3683 | 156.8542 | 209.4955 | 262.7825 | 330.1102 |
| 401.8430 | 488.7220 | 494.3236 | 570.6013 | 681.8319 | 737.1496 | 772.0551 |
| 850.3111 | 920.4002 | 943.4608 | 956.6538 | 997.3871 | 1003.3371 | 1033.2789 |
| 1044.1860 | 1071.9139 | 1168.9090 | 1185.6612 | 1193.0659 | 1271.6017 | 1337.8422 |
| 1362.7851 | 1366.8863 | 1407.9550 | 1441.6654 | 1464.5955 | 1479.9433 | 1489.9663 |
| 1690.4307 | 2955.4688 | 2984.0717 | 3053.4172 | 3064.1140 | 3151.9431 | 3167.8138 |
| 3180.8024 | 3190.1657 | 3725.4775 | | | | |

== Thermochemistry energies (hartree) ==

ZPVE = 0.135585 (after scaling by 0.985)
W1 Ee = -384.459553 (total electronic energy)
W1 U0 = -384.323967 (Zero-kelvin internal energy)

[CCSDT-F12a/cc-pVDZ-F12 data]

CCSD(T)-F12a/cc-pVDZ-F12 Ee = -383.806844 (total electronic energy)

Species 9: Transition state along $\cdot\text{QOOH} \xrightarrow{\text{TS4}} \text{cycloether} + \cdot\text{OH}$

[W1 data]

== B3LYP/cc-pVTZ+d equilibrium geometry (Angstrom) ==

| | | | |
|---|-----------|-----------|-----------|
| C | -2.223899 | 0.161868 | -0.227947 |
| C | -1.325821 | 1.361280 | -0.090856 |
| C | -0.060527 | 1.293214 | 0.310697 |
| C | 0.581099 | 0.000536 | 0.707352 |
| C | -0.263813 | -1.195963 | 0.550404 |
| C | -1.436726 | -1.156505 | -0.359892 |
| H | -2.082505 | -2.018631 | -0.187519 |
| H | -1.074157 | -1.243494 | -1.390655 |
| H | 0.025257 | -2.102103 | 1.059660 |
| H | 3.433501 | -0.412408 | -0.342145 |
| H | 0.558310 | 2.178680 | 0.366847 |
| H | -1.756256 | 2.324272 | -0.341334 |
| H | -2.869798 | 0.285222 | -1.099595 |
| H | -2.898025 | 0.109307 | 0.633967 |
| O | 1.386772 | -0.605026 | -0.275917 |
| H | 1.102364 | 0.078849 | 1.665261 |
| O | 2.855656 | 0.356741 | -0.436963 |

== B3LYP/cc-pVTZ+d harmonic frequencies (cm⁻¹) ==

| | | | | | | |
|-----------|-----------|-----------|-----------|-----------|-----------|-----------|
| -692.9884 | 77.6399 | 123.9571 | 148.2492 | 171.6387 | 263.1074 | 286.3824 |
| 391.8943 | 491.0862 | 514.7627 | 548.4615 | 682.2424 | 740.2509 | 758.9012 |
| 836.1047 | 890.1370 | 927.4350 | 939.2235 | 982.8791 | 1003.2165 | 1012.1423 |
| 1024.6623 | 1062.7242 | 1142.6279 | 1181.0295 | 1187.5187 | 1268.6737 | 1280.3931 |
| 1322.3762 | 1358.8797 | 1400.2520 | 1413.1941 | 1427.0980 | 1461.0656 | 1485.9193 |
| 1711.5802 | 2994.3368 | 3004.9032 | 3021.6573 | 3051.4205 | 3065.4767 | 3144.4631 |
| 3183.3964 | 3212.2372 | 3783.4494 | | | | |

== Thermochemistry energies (hartree) ==

ZPVE = 0.134592 (after scaling by 0.985)
W1 Ee = -384.460885 (total electronic energy)
W1 U0 = -384.326292 (Zero-kelvin internal energy)

[CCSDT-F12a/cc-pVDZ-F12 data]

CCSD(T)-F12a/cc-pVDZ-F12 Ee = -383.808512 (total electronic energy)

Hydrocarbon 8: cyclohexadienyl

Species 1: ·R

[W1 data]

== B3LYP/cc-pVTZ+d equilibrium geometry (Angstrom) ==

| | | | |
|---|-----------|-----------|-----------|
| C | -0.737889 | 1.221604 | -0.000038 |
| C | -1.450248 | 0.000031 | -0.000067 |
| C | -0.737926 | -1.221599 | -0.000028 |
| C | 0.621460 | -1.251915 | 0.000036 |
| C | 1.443130 | -0.000017 | 0.000064 |
| C | 0.621497 | 1.251898 | 0.000024 |
| H | 2.130147 | -0.000036 | -0.862556 |
| H | 2.130077 | -0.000027 | 0.862740 |
| H | 1.146183 | -2.198753 | 0.000065 |
| H | -1.291116 | -2.152801 | -0.000050 |
| H | -2.530657 | 0.000054 | -0.000118 |
| H | 1.146249 | 2.198707 | 0.000045 |
| H | -1.291031 | 2.152836 | -0.000066 |

== B3LYP/cc-pVTZ+d harmonic frequencies (cm⁻¹) ==

| | | | | | | |
|-----------|-----------|-----------|-----------|-----------|-----------|-----------|
| 176.0298 | 387.1752 | 530.6199 | 567.3433 | 595.0751 | 637.9271 | 730.5061 |
| 778.3793 | 870.6522 | 937.4595 | 968.2708 | 975.7039 | 981.1546 | 989.0958 |
| 1002.7897 | 1111.3566 | 1172.9426 | 1181.5453 | 1200.5367 | 1308.1508 | 1375.8194 |
| 1419.3486 | 1436.2672 | 1461.7327 | 1548.2440 | 1611.6555 | 2898.3662 | 2917.0645 |
| 3151.0892 | 3153.2749 | 3171.2412 | 3172.2629 | 3195.2074 | | |

== Thermochemistry energies (hartree) ==

ZPVE = 0.106846 (after scaling by 0.985)
W1 Ee = -232.842303 (total electronic energy)
W1 U0 = -232.735457 (Zero-kelvin internal energy)

[CCSDT-F12a/cc-pVDZ-F12 data]

CCSD(T)-F12a/cc-pVDZ-F12 Ee = -232.425751 (total electronic energy)

Species 2: ROO·

[W1 data]

== B3LYP/cc-pVTZ+d equilibrium geometry (Angstrom) ==

| | | | |
|---|-----------|-----------|-----------|
| C | 1.956865 | 0.346859 | -0.518726 |
| C | 1.645193 | -1.028658 | -0.148662 |
| C | 0.474853 | -1.363847 | 0.407190 |
| C | -0.583171 | -0.330359 | 0.610632 |
| C | -0.050841 | 1.093203 | 0.707940 |
| C | 1.164037 | 1.350083 | -0.131338 |
| H | 0.200104 | 1.292701 | 1.757759 |
| H | -0.865296 | 1.778180 | 0.465905 |
| H | 0.242576 | -2.390223 | 0.654831 |
| H | 2.389706 | -1.791640 | -0.338855 |
| O | -1.490077 | -0.452921 | -0.583589 |
| H | -1.231379 | -0.554826 | 1.454818 |
| O | -2.589509 | 0.246342 | -0.427325 |
| H | 1.406020 | 2.376141 | -0.376396 |
| H | 2.853345 | 0.538614 | -1.092958 |

== B3LYP/cc-pVTZ+d harmonic frequencies (cm⁻¹) ==

| | | | | | | |
|-----------|-----------|-----------|-----------|-----------|-----------|-----------|
| 77.5007 | 123.8378 | 212.1933 | 312.2362 | 379.4636 | 467.5307 | 513.7466 |
| 593.3316 | 613.9147 | 664.2412 | 780.2658 | 803.9229 | 851.4722 | 951.8753 |
| 964.5986 | 976.8052 | 997.0837 | 1007.5129 | 1016.2330 | 1102.6011 | 1180.4663 |
| 1181.8199 | 1209.7835 | 1222.3361 | 1321.8164 | 1340.0181 | 1369.3630 | 1417.7412 |
| 1449.1206 | 1455.5894 | 1632.3970 | 1708.5379 | 2989.5011 | 3067.7671 | 3091.3215 |
| 3158.8490 | 3166.8211 | 3184.3193 | 3190.6602 | | | |

== Thermochemistry energies (hartree) ==

ZPVE = 0.116124 (after scaling by 0.985)
W1 Ee = -383.279971 (total electronic energy)
W1 U0 = -383.163847 (Zero-kelvin internal energy)

[CCSDT-F12a/cc-pVDZ-F12 data]

CCSD(T)-F12a/cc-pVDZ-F12 Ee = -382.627788 (total electronic energy)

Species 3: ·QOOH

[W1 data]

== B3LYP/cc-pVTZ+d equilibrium geometry (Angstrom) ==

| | | | |
|---|-----------|-----------|-----------|
| C | 2.224674 | 0.297077 | -0.240221 |
| C | 1.777279 | -1.034396 | -0.093365 |
| C | 0.488253 | -1.316405 | 0.235847 |
| C | -0.521703 | -0.240470 | 0.461840 |
| C | 0.025238 | 1.140450 | 0.296675 |
| C | 1.322809 | 1.366364 | -0.042275 |
| H | -0.660488 | 1.961840 | 0.453300 |
| H | 0.143445 | -2.336356 | 0.334018 |
| H | 2.477762 | -1.845669 | -0.245703 |
| O | -1.597659 | -0.521667 | -0.485234 |
| H | -0.977684 | -0.352737 | 1.455528 |
| O | -2.768974 | 0.219996 | -0.045508 |
| H | -2.876867 | 0.831415 | -0.785842 |
| H | 3.251400 | 0.496563 | -0.511848 |
| H | 1.676194 | 2.382593 | -0.164520 |

== B3LYP/cc-pVTZ+d harmonic frequencies (cm⁻¹) ==

| | | | | | | |
|-----------|-----------|-----------|-----------|-----------|-----------|-----------|
| 79.2374 | 122.2077 | 233.2789 | 246.1991 | 368.3294 | 384.8999 | 451.4580 |
| 566.4050 | 589.2951 | 620.1657 | 689.6509 | 758.9581 | 820.7487 | 881.0823 |
| 916.7612 | 921.0026 | 980.8896 | 986.0679 | 995.0809 | 1010.7220 | 1042.5649 |
| 1124.7775 | 1171.1189 | 1196.3741 | 1294.9448 | 1315.1023 | 1358.9225 | 1367.2804 |
| 1420.9243 | 1457.2428 | 1548.1899 | 1599.4366 | 2947.6646 | 3158.4139 | 3163.7171 |
| 3184.6960 | 3188.5850 | 3197.0912 | 3764.0579 | | | |

== Thermochemistry energies (hartree) ==

ZPVE = 0.114721 (after scaling by 0.985)
W1 Ee = -383.290912 (total electronic energy)
W1 U0 = -383.176191 (Zero-kelvin internal energy)

[CCSDT-F12a/cc-pVDZ-F12 data]

CCSD(T)-F12a/cc-pVDZ-F12 Ee = -382.638077 (total electronic energy)

Species 4: *cy*-ether

[W1 data]

== B3LYP/cc-pVTZ+d equilibrium geometry (Angstrom) ==

| | | | |
|---|-----------|-----------|-----------|
| C | -1.433779 | 0.722586 | 0.125465 |
| C | -1.433779 | -0.722586 | 0.125465 |
| C | -0.326795 | -1.426679 | -0.179528 |
| C | 0.967023 | -0.756897 | -0.321931 |
| C | 0.967023 | 0.756897 | -0.321931 |
| C | -0.326795 | 1.426679 | -0.179528 |
| H | -0.376011 | -2.493879 | -0.351591 |
| H | -2.377087 | -1.233908 | 0.267104 |
| O | 1.439253 | -0.000000 | 0.797719 |
| H | 1.757388 | -1.278911 | -0.850431 |
| H | 1.757389 | 1.278910 | -0.850431 |
| H | -0.376011 | 2.493879 | -0.351591 |
| H | -2.377087 | 1.233909 | 0.267104 |

== B3LYP/cc-pVTZ+d harmonic frequencies (cm⁻¹) ==

| | | | | | | |
|-----------|-----------|-----------|-----------|-----------|-----------|-----------|
| 254.5645 | 319.6290 | 464.0374 | 544.0407 | 617.7931 | 641.4945 | 700.2252 |
| 776.4804 | 778.8320 | 848.4227 | 937.1743 | 978.9011 | 980.7757 | 985.0101 |
| 998.5682 | 1011.0676 | 1060.3064 | 1139.2626 | 1191.0942 | 1207.9378 | 1254.7997 |
| 1368.2575 | 1377.9465 | 1428.8727 | 1468.0560 | 1598.8930 | 1683.8256 | 3120.4087 |
| 3128.7354 | 3158.2146 | 3167.1955 | 3179.4352 | 3187.3396 | | |

== Thermochemistry energies (hartree) ==

ZPVE = 0.102231 (after scaling by 0.985)
W1 Ee = -307.503749 (total electronic energy)
W1 U0 = -307.401518 (Zero-kelvin internal energy)

[CCSDT-F12a/cc-pVDZ-F12 data]

CCSD(T)-F12a/cc-pVDZ-F12 Ee = -306.969394 (total electronic energy)

Species 5: alkene

[W1 data]

== B3LYP/cc-pVTZ+d equilibrium geometry (Angstrom) ==

| | | | |
|---|-----------|-----------|-----------|
| C | 1.204275 | 0.000000 | 0.695286 |
| C | 0.000000 | 0.000000 | 1.390572 |
| C | -1.204275 | -0.000000 | 0.695286 |
| C | -1.204275 | 0.000000 | -0.695286 |
| C | 0.000000 | 0.000000 | -1.390572 |
| C | 1.204275 | -0.000000 | -0.695286 |
| H | -0.000000 | -0.000000 | -2.472631 |
| H | -2.141364 | -0.000000 | 1.236319 |
| H | -0.000000 | -0.000000 | 2.472631 |
| H | -2.141364 | 0.000000 | -1.236319 |
| H | 2.141364 | 0.000000 | 1.236319 |
| H | 2.141364 | -0.000000 | -1.236319 |

== B3LYP/cc-pVTZ+d harmonic frequencies (cm⁻¹) ==

| | | | | | | |
|-----------|-----------|-----------|-----------|-----------|-----------|-----------|
| 414.2583 | 414.2664 | 624.2435 | 624.2601 | 691.3378 | 726.8158 | 867.7603 |
| 867.8529 | 988.7645 | 988.8385 | 1015.7570 | 1022.1306 | 1030.6246 | 1062.5109 |
| 1062.5212 | 1176.7232 | 1200.5782 | 1200.6070 | 1336.0266 | 1389.9919 | 1519.1495 |
| 1519.1555 | 1638.0856 | 1638.1330 | 3156.6715 | 3166.4396 | 3166.4962 | 3182.1573 |
| 3182.2164 | 3192.2781 | | | | | |

== Thermochemistry energies (hartree) ==

ZPVE = 0.098885 (after scaling by 0.985)
W1 Ee = -232.300335 (total electronic energy)
W1 U0 = -232.201450 (Zero-kelvin internal energy)

[CCSDT-F12a/cc-pVDZ-F12 data]

CCSD(T)-F12a/cc-pVDZ-F12 Ee = -231.883433 (total electronic energy)

Species 6: Transition state along $\text{ROO} \cdot \xrightarrow{\text{TS1}} \cdot\text{QOOH}$

[W1 data]

== B3LYP/cc-pVTZ+d equilibrium geometry (Angstrom) ==

| | | | |
|---|-----------|-----------|-----------|
| C | 2.039109 | -0.170311 | 0.264779 |
| C | 1.459844 | 1.148259 | 0.238985 |
| C | 0.210315 | 1.358437 | -0.208726 |
| C | -0.663977 | 0.250077 | -0.742509 |
| C | -0.094025 | -1.147665 | -0.388138 |
| C | 1.294520 | -1.264931 | -0.068494 |
| H | -0.527346 | -1.965046 | -0.959297 |
| H | -0.821505 | -1.095132 | 0.674189 |
| H | -0.222812 | 2.350635 | -0.217540 |
| H | 2.059142 | 1.982964 | 0.579788 |
| O | -1.928004 | 0.251190 | -0.233245 |
| H | -0.788689 | 0.385322 | -1.825738 |
| O | -1.821466 | -0.272379 | 1.067373 |
| H | 1.746741 | -2.248614 | -0.051809 |
| H | 3.075517 | -0.283816 | 0.551998 |

== B3LYP/cc-pVTZ+d harmonic frequencies (cm⁻¹) ==

| | | | | | | |
|------------|-----------|-----------|-----------|-----------|-----------|-----------|
| -2046.9106 | 66.3417 | 191.2526 | 342.8088 | 397.4710 | 486.1543 | 503.9823 |
| 585.9483 | 647.1014 | 661.5381 | 746.1241 | 791.7509 | 827.0686 | 891.1354 |
| 933.3106 | 974.1660 | 980.6267 | 989.1944 | 1008.3676 | 1034.0094 | 1099.7406 |
| 1165.1320 | 1178.2550 | 1198.5344 | 1244.5535 | 1278.5771 | 1354.4702 | 1371.4373 |
| 1422.8318 | 1475.1149 | 1512.5722 | 1649.2854 | 1732.9508 | 2968.6544 | 3110.8531 |
| 3158.3046 | 3165.1891 | 3178.3776 | 3190.1904 | | | |

== Thermochemistry energies (hartree) ==

ZPVE = 0.111108 (after scaling by 0.985)
W1 Ee = -383.230050 (total electronic energy)
W1 U0 = -383.118942 (Zero-kelvin internal energy)

[CCSDT-F12a/cc-pVDZ-F12 data]

CCSD(T)-F12a/cc-pVDZ-F12 Ee = -382.577607 (total electronic energy)

Species 7: Transition state along $\text{ROO}\cdot \xrightarrow{\text{TS2}} \text{alkene} + \cdot\text{OOH}$

[W1 data]

== B3LYP/cc-pVTZ+d equilibrium geometry (Angstrom) ==

| | | | |
|---|-----------|-----------|-----------|
| C | -1.916263 | -0.540440 | -0.585835 |
| C | -1.743770 | 0.865041 | -0.493914 |
| C | -0.738017 | 1.405880 | 0.288329 |
| C | 0.154272 | 0.581742 | 0.960337 |
| C | 0.075390 | -0.871782 | 0.825275 |
| C | -1.080725 | -1.381086 | 0.076909 |
| H | 0.282558 | -1.420148 | 1.748245 |
| H | 1.030694 | -1.132813 | 0.206047 |
| H | -0.652106 | 2.479456 | 0.388828 |
| H | -2.429195 | 1.518692 | -1.016262 |
| O | 2.179351 | 0.649136 | -0.441894 |
| H | 0.859653 | 1.004142 | 1.658652 |
| O | 2.366327 | -0.576291 | -0.591716 |
| H | -1.225218 | -2.452312 | 0.025982 |
| H | -2.737132 | -0.935910 | -1.169208 |

== B3LYP/cc-pVTZ+d harmonic frequencies (cm⁻¹) ==

| | | | | | | |
|-----------|-----------|-----------|-----------|-----------|-----------|-----------|
| -329.8489 | 77.4220 | 111.1944 | 123.1083 | 236.6692 | 374.8175 | 432.6514 |
| 582.8818 | 592.9938 | 605.4823 | 687.3251 | 799.9340 | 829.5936 | 894.2920 |
| 926.9943 | 981.3280 | 999.5739 | 1005.8484 | 1015.4647 | 1019.3672 | 1111.3980 |
| 1163.8324 | 1183.9519 | 1205.3364 | 1341.1150 | 1356.6363 | 1377.5680 | 1406.7579 |
| 1459.2391 | 1483.3767 | 1544.1480 | 1620.2798 | 2047.3851 | 3035.6460 | 3164.0595 |
| 3172.3181 | 3182.2871 | 3191.7973 | 3212.6344 | | | |

== Thermochemistry energies (hartree) ==

ZPVE = 0.111205 (after scaling by 0.985)
W1 Ee = -383.255832 (total electronic energy)
W1 U0 = -383.144627 (Zero-kelvin internal energy)

[CCSDT-F12a/cc-pVDZ-F12 data]

CCSD(T)-F12a/cc-pVDZ-F12 Ee = -382.604858 (total electronic energy)

Species 8: Transition state along $\cdot\text{QOOH} \xrightarrow{\text{TS}_3} \text{alkene} + \cdot\text{OOH}$

[W1 data]

== B3LYP/cc-pVTZ+d equilibrium geometry (Angstrom) ==

| | | | |
|---|-----------|-----------|-----------|
| C | 2.125538 | 0.317637 | -0.439337 |
| C | 1.753148 | -1.013855 | -0.192889 |
| C | 0.551413 | -1.304265 | 0.400823 |
| C | -0.388931 | -0.257113 | 0.701808 |
| C | 0.071230 | 1.096344 | 0.545220 |
| C | 1.280295 | 1.364514 | -0.051183 |
| H | -0.575937 | 1.902832 | 0.862965 |
| H | 0.265764 | -2.327483 | 0.600119 |
| H | 2.431758 | -1.814259 | -0.457002 |
| O | -1.608256 | -0.477850 | -0.596988 |
| H | -1.107861 | -0.448549 | 1.487497 |
| O | -2.802062 | 0.170289 | -0.210945 |
| H | -2.752171 | 1.004793 | -0.697993 |
| H | 3.074573 | 0.534362 | -0.910113 |
| H | 1.590261 | 2.389220 | -0.208657 |

== B3LYP/cc-pVTZ+d harmonic frequencies (cm⁻¹) ==

| | | | | | | |
|-----------|-----------|-----------|-----------|-----------|-----------|-----------|
| -560.2710 | 63.9930 | 121.1052 | 178.6775 | 321.9084 | 383.9804 | 405.0602 |
| 421.8122 | 604.0396 | 607.5185 | 654.1512 | 721.0996 | 810.5345 | 881.2507 |
| 918.7992 | 952.3258 | 981.7518 | 995.4800 | 1020.9738 | 1023.2535 | 1050.5258 |
| 1103.8248 | 1165.2621 | 1176.3980 | 1198.5862 | 1326.6038 | 1364.9434 | 1381.5530 |
| 1478.2204 | 1487.3568 | 1558.1038 | 1597.8141 | 3152.7484 | 3164.1465 | 3169.4935 |
| 3181.9021 | 3189.5294 | 3196.1885 | 3723.3766 | | | |

== Thermochemistry energies (hartree) ==

ZPVE = 0.113847 (after scaling by 0.985)
W1 Ee = -383.274905 (total electronic energy)
W1 U0 = -383.161057 (Zero-kelvin internal energy)

[CCSDT-F12a/cc-pVDZ-F12 data]

CCSD(T)-F12a/cc-pVDZ-F12 Ee = -382.622302 (total electronic energy)

Species 9: Transition state along $\cdot\text{QOOH} \xrightarrow{\text{TS4}} \text{cycloether} + \cdot\text{OH}$

[W1 data]

== B3LYP/cc-pVTZ+d equilibrium geometry (Angstrom) ==

| | | | |
|---|-----------|-----------|-----------|
| C | 1.971223 | 0.271571 | -0.534941 |
| C | 1.599369 | -1.020813 | -0.254460 |
| C | 0.423075 | -1.278747 | 0.463847 |
| C | -0.501938 | -0.168307 | 0.813278 |
| C | 0.055888 | 1.201676 | 0.619782 |
| C | 1.200782 | 1.387301 | -0.067711 |
| H | -0.498646 | 2.036417 | 1.024495 |
| H | 0.153516 | -2.276369 | 0.769331 |
| H | 2.222843 | -1.848009 | -0.565452 |
| O | -1.163651 | -0.700903 | -0.310159 |
| H | -1.080550 | -0.281396 | 1.730889 |
| O | -2.733639 | 0.295262 | -0.493029 |
| H | -2.567442 | 0.412720 | -1.438848 |
| H | 2.881688 | 0.459266 | -1.088300 |
| H | 1.576515 | 2.386413 | -0.245391 |

== B3LYP/cc-pVTZ+d harmonic frequencies (cm⁻¹) ==

| | | | | | | |
|-----------|-----------|-----------|-----------|-----------|-----------|-----------|
| -686.0759 | 72.5454 | 130.9785 | 169.8612 | 211.1387 | 296.3470 | 357.7189 |
| 451.5503 | 574.5507 | 587.7637 | 622.9115 | 733.6244 | 779.9857 | 808.7352 |
| 858.0155 | 910.7056 | 946.1703 | 972.8360 | 992.2048 | 998.1940 | 1003.4736 |
| 1046.5849 | 1147.8120 | 1181.8960 | 1191.5369 | 1271.1764 | 1335.9466 | 1376.7738 |
| 1432.4006 | 1474.9238 | 1521.7076 | 1641.6560 | 3053.1215 | 3165.0514 | 3174.8370 |
| 3189.0533 | 3197.5062 | 3228.6068 | 3776.5610 | | | |

== Thermochemistry energies (hartree) ==

ZPVE = 0.111945 (after scaling by 0.985)
W1 Ee = -383.252212 (total electronic energy)
W1 U0 = -383.140267 (Zero-kelvin internal energy)

[CCSDT-F12a/cc-pVDZ-F12 data]

CCSD(T)-F12a/cc-pVDZ-F12 Ee = -382.600630 (total electronic energy)

G4-level equilibrium geometry, harmonic frequencies, and thermochemistry energies of different reaction species involved in combustion reaction of R.

Hydrocarbon 1: ethyl

Species 1: ·R

[G4 data]

== B3LYP/6-31G(2df,p) equilibrium geometry (Angstrom) ==

| | | | |
|---|-----------|-----------|-----------|
| C | -0.693143 | 0.000000 | -0.001240 |
| C | 0.794299 | 0.000000 | -0.022046 |
| H | -1.108801 | 0.886739 | -0.492488 |
| H | -1.094054 | -0.000000 | 1.027312 |
| H | -1.108801 | -0.886739 | -0.492489 |
| H | 1.352360 | 0.926401 | 0.048693 |
| H | 1.352360 | -0.926401 | 0.048693 |

== B3LYP/6-31G(2df,p) harmonic frequencies (cm⁻¹) ==

| | | | | | | |
|-----------|-----------|-----------|-----------|-----------|-----------|-----------|
| 118.5220 | 463.2274 | 806.8069 | 979.8948 | 1066.5708 | 1193.8214 | 1398.5265 |
| 1465.2600 | 1480.2369 | 1482.7358 | 2955.0694 | 3046.5395 | 3091.9310 | 3153.5073 |
| 3255.0012 | | | | | | |

== Thermochemistry energies (hartree) ==

| | | |
|---------|------------|---------------------------------|
| ZPVE = | 0.058272 | (after scaling by 0.9854) |
| G4 Ee = | -79.137363 | (total electronic energy) |
| G4 U0 = | -79.079091 | (Zero-kelvin internal energy) |
| G4 UT = | -79.075101 | (Internal energy at 298.15 K) |
| G4 HT = | -79.074156 | (Enthalpy at 298.15 K) |
| G4 GT = | -79.103260 | (Gibbs free energy at 298.15 K) |

Species 2: ROO·

[G4 data]

== B3LYP/6-31G(2df,p) equilibrium geometry (Angstrom) ==

| | | | |
|---|-----------|-----------|-----------|
| C | -1.460888 | -0.473836 | -0.092055 |
| C | -0.493664 | 0.643320 | 0.254520 |
| O | 0.800895 | 0.431569 | -0.382490 |
| O | 1.445587 | -0.567942 | 0.176034 |
| H | -0.817619 | 1.613124 | -0.133159 |
| H | -0.314809 | 0.716925 | 1.330408 |
| H | -1.623000 | -0.530237 | -1.172004 |
| H | -2.424507 | -0.295566 | 0.394600 |
| H | -1.064599 | -1.430171 | 0.257011 |

== B3LYP/6-31G(2df,p) harmonic frequencies (cm⁻¹) ==

| | | | | | | |
|-----------|-----------|-----------|-----------|-----------|-----------|-----------|
| 112.7331 | 232.0360 | 356.3188 | 529.4444 | 797.2629 | 846.9625 | 997.8804 |
| 1095.8060 | 1165.9238 | 1210.3515 | 1304.5556 | 1376.3033 | 1402.9253 | 1478.4773 |
| 1484.6873 | 1504.6226 | 3048.7460 | 3063.7662 | 3114.8992 | 3124.1377 | 3141.8747 |

== Thermochemistry energies (hartree) ==

| | | |
|---------|-------------|---------------------------------|
| ZPVE = | 0.070467 | (after scaling by 0.9854) |
| G4 Ee = | -229.481519 | (total electronic energy) |
| G4 U0 = | -229.411052 | (Zero-kelvin internal energy) |
| G4 UT = | -229.406119 | (Internal energy at 298.15 K) |
| G4 HT = | -229.405174 | (Enthalpy at 298.15 K) |
| G4 GT = | -229.439050 | (Gibbs free energy at 298.15 K) |

Species 3: ·QOOH

[G4 data]

== B3LYP/6-31G(2df,p) equilibrium geometry (Angstrom) ==

| | | | |
|---|-----------|-----------|-----------|
| C | -0.618599 | 0.608241 | 0.241659 |
| C | -1.490274 | -0.547844 | -0.094736 |
| H | -1.564984 | -0.881131 | -1.124588 |
| H | -2.119073 | -1.019689 | 0.650067 |
| O | 0.661371 | 0.560810 | -0.390321 |
| O | 1.414366 | -0.498673 | 0.238906 |
| H | 1.256291 | -1.232272 | -0.372965 |
| H | -1.030847 | 1.554125 | -0.148258 |
| H | -0.494049 | 0.719487 | 1.325535 |

== B3LYP/6-31G(2df,p) harmonic frequencies (cm⁻¹) ==

| | | | | | | |
|-----------|-----------|-----------|-----------|-----------|-----------|-----------|
| 135.3819 | 165.1868 | 223.3654 | 361.7345 | 460.2875 | 554.8496 | 842.0311 |
| 875.8268 | 969.3219 | 1063.6274 | 1134.5250 | 1268.6266 | 1374.6405 | 1385.1893 |
| 1444.4081 | 1457.2336 | 2972.5159 | 3052.0586 | 3150.6338 | 3262.7659 | 3742.8909 |

== Thermochemistry energies (hartree) ==

| | | |
|---------|-------------|---------------------------------|
| ZPVE = | 0.067116 | (after scaling by 0.9854) |
| G4 Ee = | -229.451560 | (total electronic energy) |
| G4 U0 = | -229.384444 | (Zero-kelvin internal energy) |
| G4 UT = | -229.378707 | (Internal energy at 298.15 K) |
| G4 HT = | -229.377763 | (Enthalpy at 298.15 K) |
| G4 GT = | -229.413034 | (Gibbs free energy at 298.15 K) |

Species 4: *cy*-ether

[G4 data]

== B3LYP/6-31G(2df,p) equilibrium geometry (Angstrom) ==

| | | | |
|---|-----------|-----------|-----------|
| C | 0.000000 | 0.733527 | -0.370055 |
| C | -0.000000 | -0.733527 | -0.370055 |
| O | -0.000000 | 0.000000 | 0.852095 |
| H | -0.919578 | 1.272148 | -0.594025 |
| H | 0.919578 | 1.272148 | -0.594025 |
| H | 0.919578 | -1.272148 | -0.594025 |
| H | -0.919578 | -1.272148 | -0.594025 |

== B3LYP/6-31G(2df,p) harmonic frequencies (cm⁻¹) ==

| | | | | | | |
|-----------|-----------|-----------|-----------|-----------|-----------|-----------|
| 812.9487 | 860.5296 | 901.7281 | 1044.5186 | 1154.2404 | 1154.9537 | 1170.7754 |
| 1174.4229 | 1309.2903 | 1506.7219 | 1541.9277 | 3081.6501 | 3089.8344 | 3162.4536 |
| 3179.2708 | | | | | | |

== Thermochemistry energies (hartree) ==

| | | |
|---------|-------------|---------------------------------|
| ZPVE = | 0.056449 | (after scaling by 0.9854) |
| G4 Ee = | -153.756763 | (total electronic energy) |
| G4 U0 = | -153.700314 | (Zero-kelvin internal energy) |
| G4 UT = | -153.697144 | (Internal energy at 298.15 K) |
| G4 HT = | -153.696200 | (Enthalpy at 298.15 K) |
| G4 GT = | -153.723745 | (Gibbs free energy at 298.15 K) |

Species 5: alkene

[G4 data]

== B3LYP/6-31G(2df,p) equilibrium geometry (Angstrom) ==

| | | | |
|---|-----------|-----------|-----------|
| C | 0.000000 | -0.000000 | 0.663578 |
| C | 0.000000 | -0.000000 | -0.663578 |
| H | 0.000000 | 0.921267 | 1.238128 |
| H | -0.000000 | -0.921267 | 1.238128 |
| H | 0.000000 | 0.921267 | -1.238128 |
| H | -0.000000 | -0.921267 | -1.238128 |

== B3LYP/6-31G(2df,p) harmonic frequencies (cm⁻¹) ==

| | | | | | | |
|-----------|-----------|-----------|-----------|-----------|-----------|-----------|
| 823.8985 | 969.0948 | 982.7256 | 1072.5933 | 1237.0082 | 1386.1028 | 1472.2881 |
| 1698.8344 | 3137.7312 | 3154.3060 | 3209.3526 | 3237.0483 | | |

== Thermochemistry energies (hartree) ==

| | | |
|---------|------------|---------------------------------|
| ZPVE = | 0.050243 | (after scaling by 0.9854) |
| G4 Ee = | -78.572119 | (total electronic energy) |
| G4 U0 = | -78.521876 | (Zero-kelvin internal energy) |
| G4 UT = | -78.518821 | (Internal energy at 298.15 K) |
| G4 HT = | -78.517876 | (Enthalpy at 298.15 K) |
| G4 GT = | -78.542748 | (Gibbs free energy at 298.15 K) |

Species 6: Transition state along $\text{ROO} \cdot \xrightarrow{\text{TS1}} \cdot\text{QOOH}$

[G4 data]

== B3LYP/6-31G(2df,p) equilibrium geometry (Angstrom) ==

| | | | |
|---|-----------|-----------|-----------|
| C | -1.227675 | -0.564156 | -0.119316 |
| C | -0.534338 | 0.754699 | 0.211607 |
| O | 0.792905 | 0.591413 | -0.292596 |
| O | 1.138219 | -0.699763 | 0.162298 |
| H | -0.952597 | 1.632973 | -0.292179 |
| H | -0.523293 | 0.915949 | 1.296880 |
| H | -1.477253 | -0.732513 | -1.166762 |
| H | -1.955102 | -0.957857 | 0.586972 |
| H | 0.031331 | -1.135005 | 0.063733 |

== B3LYP/6-31G(2df,p) harmonic frequencies (cm⁻¹) ==

| | | | | | | |
|------------|-----------|-----------|-----------|-----------|-----------|-----------|
| -2268.5031 | 273.2460 | 434.8931 | 552.9337 | 688.6682 | 869.5936 | 904.5487 |
| 919.4689 | 968.8485 | 1043.8970 | 1102.8011 | 1166.5293 | 1244.6710 | 1344.4836 |
| 1452.9097 | 1495.3830 | 1746.0743 | 3023.0273 | 3082.9184 | 3108.6442 | 3203.8479 |

== Thermochemistry energies (hartree) ==

| | | |
|---------|-------------|---------------------------------|
| ZPVE = | 0.064266 | (after scaling by 0.9854) |
| G4 Ee = | -229.416085 | (total electronic energy) |
| G4 U0 = | -229.351819 | (Zero-kelvin internal energy) |
| G4 UT = | -229.347595 | (Internal energy at 298.15 K) |
| G4 HT = | -229.346651 | (Enthalpy at 298.15 K) |
| G4 GT = | -229.378776 | (Gibbs free energy at 298.15 K) |

Species 7: Transition state along $\text{ROO} \cdot \xrightarrow{\text{TS2}} \text{alkene} + \cdot\text{OOH}$

[G4 data]

== B3LYP/6-31G(2df,p) equilibrium geometry (Angstrom) ==

| | | | |
|---|-----------|-----------|-----------|
| C | 1.290788 | -0.614114 | -0.000044 |
| C | 1.037720 | 0.746214 | 0.000030 |
| O | -1.145793 | 0.612125 | -0.000036 |
| O | -1.257086 | -0.651477 | 0.000020 |
| H | 1.012855 | 1.323058 | 0.916843 |
| H | 1.012801 | 1.323117 | -0.916744 |
| H | 1.634764 | -1.086387 | 0.917859 |
| H | 1.634769 | -1.086394 | -0.917930 |
| H | -0.043207 | -0.951173 | 0.000186 |

== B3LYP/6-31G(2df,p) harmonic frequencies (cm⁻¹) ==

| | | | | | | |
|------------|-----------|-----------|-----------|-----------|-----------|-----------|
| -1069.5196 | 217.7651 | 367.9202 | 477.6298 | 522.8807 | 637.6299 | 823.8097 |
| 898.7402 | 1010.4460 | 1036.0826 | 1223.7203 | 1288.6078 | 1325.3064 | 1363.5363 |
| 1468.6440 | 1572.9906 | 1620.0352 | 3113.8765 | 3170.5876 | 3192.4683 | 3258.3626 |

== Thermochemistry energies (hartree) ==

| | | |
|---------|-------------|---------------------------------|
| ZPVE = | 0.064184 | (after scaling by 0.9854) |
| G4 Ee = | -229.424654 | (total electronic energy) |
| G4 U0 = | -229.360470 | (Zero-kelvin internal energy) |
| G4 UT = | -229.355880 | (Internal energy at 298.15 K) |
| G4 HT = | -229.354936 | (Enthalpy at 298.15 K) |
| G4 GT = | -229.387950 | (Gibbs free energy at 298.15 K) |

Species 8: Transition state along $\cdot\text{QOOH} \xrightarrow{\text{TS}_3} \text{alkene} + \cdot\text{OOH}$

[G4 data]

== B3LYP/6-31G(2df,p) equilibrium geometry (Angstrom) ==

| | | | |
|---|-----------|-----------|-----------|
| C | 0.923409 | -0.549628 | 0.362510 |
| C | 1.632527 | 0.530041 | -0.116358 |
| H | 2.190170 | 0.472496 | -1.044352 |
| H | 1.569903 | 1.502348 | 0.360289 |
| O | -0.771544 | -0.467891 | -0.483270 |
| O | -1.613328 | 0.349542 | 0.252655 |
| H | -1.653877 | 1.157799 | -0.281524 |
| H | 1.123553 | -1.540209 | -0.032105 |
| H | 0.513615 | -0.528120 | 1.365702 |

== B3LYP/6-31G(2df,p) harmonic frequencies (cm⁻¹) ==

| | | | | | | |
|-----------|-----------|-----------|-----------|-----------|-----------|-----------|
| -535.3847 | 89.8197 | 225.1290 | 305.8350 | 420.4425 | 474.4903 | 808.9607 |
| 824.5738 | 936.9307 | 1032.4690 | 1085.1118 | 1238.2991 | 1270.6563 | 1403.3411 |
| 1464.7228 | 1543.8180 | 3149.7743 | 3155.1357 | 3228.2447 | 3254.1159 | 3701.6005 |

== Thermochemistry energies (hartree) ==

| | | |
|---------|-------------|---------------------------------|
| ZPVE = | 0.066479 | (after scaling by 0.9854) |
| G4 Ee = | -229.422775 | (total electronic energy) |
| G4 U0 = | -229.356296 | (Zero-kelvin internal energy) |
| G4 UT = | -229.350902 | (Internal energy at 298.15 K) |
| G4 HT = | -229.349958 | (Enthalpy at 298.15 K) |
| G4 GT = | -229.384909 | (Gibbs free energy at 298.15 K) |

Species 9: Transition state along $\cdot\text{QOOH} \xrightarrow{\text{TS4}} \text{cycloether} + \cdot\text{OH}$

[G4 data]

== B3LYP/6-31G(2df,p) equilibrium geometry (Angstrom) ==

| | | | |
|---|-----------|-----------|-----------|
| C | -0.578363 | 0.709482 | 0.033643 |
| C | -1.688552 | -0.261274 | 0.040263 |
| H | -2.118764 | -0.609603 | -0.889217 |
| H | -1.987685 | -0.738162 | 0.964049 |
| O | 0.197069 | -0.440314 | -0.122778 |
| O | 1.872417 | 0.025436 | -0.038128 |
| H | 2.093242 | -0.658995 | 0.610196 |
| H | -0.536914 | 1.397687 | -0.817621 |
| H | -0.404271 | 1.238849 | 0.976410 |

== B3LYP/6-31G(2df,p) harmonic frequencies (cm⁻¹) ==

| | | | | | | |
|-----------|-----------|-----------|-----------|-----------|-----------|-----------|
| -776.0281 | 96.6467 | 154.2865 | 257.9157 | 401.6792 | 503.9195 | 759.0851 |
| 829.9545 | 947.1085 | 1005.9751 | 1170.9968 | 1171.9054 | 1195.2033 | 1315.1484 |
| 1465.6598 | 1534.2704 | 3030.1281 | 3084.2994 | 3177.1143 | 3295.3648 | 3779.0766 |

== Thermochemistry energies (hartree) ==

| | | |
|---------|-------------|---------------------------------|
| ZPVE = | 0.065497 | (after scaling by 0.9854) |
| G4 Ee = | -229.423786 | (total electronic energy) |
| G4 U0 = | -229.358289 | (Zero-kelvin internal energy) |
| G4 UT = | -229.352718 | (Internal energy at 298.15 K) |
| G4 HT = | -229.351774 | (Enthalpy at 298.15 K) |
| G4 GT = | -229.386942 | (Gibbs free energy at 298.15 K) |

Hydrocarbon 2: isopropyl

Species 1: ·R

[G4 data]

== B3LYP/6-31G(2df,p) equilibrium geometry (Angstrom) ==

| | | | |
|---|-----------|-----------|-----------|
| C | -0.011385 | -0.196921 | -1.299512 |
| C | -0.011385 | 0.533303 | 0.000000 |
| C | -0.011385 | -0.196921 | 1.299512 |
| H | -0.267671 | 0.457984 | -2.138299 |
| H | -0.721788 | -1.034156 | -1.291916 |
| H | 0.974708 | -0.637805 | -1.531680 |
| H | 0.234440 | 1.591182 | 0.000000 |
| H | -0.721788 | -1.034156 | 1.291916 |
| H | -0.267671 | 0.457984 | 2.138299 |
| H | 0.974708 | -0.637805 | 1.531680 |

== B3LYP/6-31G(2df,p) harmonic frequencies (cm⁻¹) ==

| | | | | | | |
|-----------|-----------|-----------|-----------|-----------|-----------|-----------|
| 114.2539 | 122.5276 | 360.2223 | 412.3982 | 883.1156 | 936.3367 | 941.7395 |
| 1034.0765 | 1151.1549 | 1177.4816 | 1367.5720 | 1405.3871 | 1412.5419 | 1468.9112 |
| 1479.5068 | 1479.7926 | 1490.5800 | 2942.1611 | 2947.3639 | 3029.7343 | 3031.5121 |
| 3090.9189 | 3091.5475 | 3170.1558 | | | | |

== Thermochemistry energies (hartree) ==

| | | |
|---------|-------------|---------------------------------|
| ZPVE = | 0.086521 | (after scaling by 0.9854) |
| G4 Ee = | -118.447899 | (total electronic energy) |
| G4 U0 = | -118.361378 | (Zero-kelvin internal energy) |
| G4 UT = | -118.356198 | (Internal energy at 298.15 K) |
| G4 HT = | -118.355253 | (Enthalpy at 298.15 K) |
| G4 GT = | -118.388585 | (Gibbs free energy at 298.15 K) |

Species 2: ROO·

[G4 data]

== B3LYP/6-31G(2df,p) equilibrium geometry (Angstrom) ==

| | | | |
|---|-----------|-----------|-----------|
| C | 1.577658 | -0.823329 | 0.024841 |
| C | 0.367361 | 0.019925 | -0.340583 |
| C | 0.447706 | 1.470383 | 0.109891 |
| H | 1.442063 | -1.860998 | -0.290845 |
| H | 1.748408 | -0.808158 | 1.105591 |
| H | 2.469025 | -0.425444 | -0.468061 |
| H | 0.647817 | 1.532825 | 1.184150 |
| H | -0.494117 | 1.979411 | -0.105738 |
| H | 1.253346 | 1.984335 | -0.422934 |
| O | -0.775775 | -0.630913 | 0.322022 |
| O | -1.921246 | -0.164938 | -0.116342 |
| H | 0.153281 | -0.037041 | -1.412495 |

== B3LYP/6-31G(2df,p) harmonic frequencies (cm⁻¹) ==

| | | | | | | |
|-----------|-----------|-----------|-----------|-----------|-----------|-----------|
| 102.4036 | 196.0301 | 237.7539 | 299.7051 | 338.2530 | 447.9377 | 524.2669 |
| 797.0390 | 889.5823 | 933.5030 | 948.7715 | 1124.9089 | 1157.2540 | 1196.8417 |
| 1221.9526 | 1341.8293 | 1362.0283 | 1397.1737 | 1415.8216 | 1480.0608 | 1485.8040 |
| 1491.4014 | 1509.4188 | 3043.3012 | 3047.4302 | 3064.5749 | 3114.7198 | 3123.6286 |
| 3126.4236 | 3136.5185 | | | | | |

== Thermochemistry energies (hartree) ==

| | | |
|---------|-------------|---------------------------------|
| ZPVE = | 0.097780 | (after scaling by 0.9854) |
| G4 Ee = | -268.794777 | (total electronic energy) |
| G4 U0 = | -268.696997 | (Zero-kelvin internal energy) |
| G4 UT = | -268.690685 | (Internal energy at 298.15 K) |
| G4 HT = | -268.689741 | (Enthalpy at 298.15 K) |
| G4 GT = | -268.727007 | (Gibbs free energy at 298.15 K) |

Species 3: ·QOOH

[G4 data]

== B3LYP/6-31G(2df,p) equilibrium geometry (Angstrom) ==

| | | | |
|---|-----------|-----------|-----------|
| C | -1.696364 | -0.680072 | -0.028858 |
| C | -0.408347 | 0.070213 | 0.335817 |
| C | -0.414776 | 1.492985 | -0.110307 |
| H | -1.624419 | -1.724710 | 0.286493 |
| H | -1.864612 | -0.649910 | -1.109193 |
| H | -2.551959 | -0.216094 | 0.468199 |
| H | -0.430855 | 1.717136 | -1.172597 |
| H | -0.483695 | 2.313093 | 0.593575 |
| O | 0.625862 | -0.685257 | -0.318260 |
| O | 1.898033 | -0.215453 | 0.171505 |
| H | -0.240425 | 0.012621 | 1.418388 |
| H | 2.121728 | 0.454786 | -0.490748 |

== B3LYP/6-31G(2df,p) harmonic frequencies (cm⁻¹) ==

| | | | | | | |
|-----------|-----------|-----------|-----------|-----------|-----------|-----------|
| 107.6434 | 141.1428 | 214.9469 | 227.7827 | 283.1771 | 328.9959 | 456.3603 |
| 477.1515 | 564.4452 | 837.2918 | 909.9851 | 923.8900 | 961.0398 | 1041.1470 |
| 1154.9425 | 1172.7448 | 1313.0969 | 1376.5472 | 1388.3862 | 1391.6242 | 1453.0799 |
| 1481.2488 | 1494.9350 | 3031.9261 | 3044.5794 | 3122.9781 | 3127.8782 | 3143.9956 |
| 3258.0072 | 3738.2843 | | | | | |

== Thermochemistry energies (hartree) ==

| | | |
|---------|-------------|---------------------------------|
| ZPVE = | 0.094666 | (after scaling by 0.9854) |
| G4 Ee = | -268.764214 | (total electronic energy) |
| G4 U0 = | -268.669548 | (Zero-kelvin internal energy) |
| G4 UT = | -268.662376 | (Internal energy at 298.15 K) |
| G4 HT = | -268.661432 | (Enthalpy at 298.15 K) |
| G4 GT = | -268.700288 | (Gibbs free energy at 298.15 K) |

Species 4: *cy*-ether

[G4 data]

== B3LYP/6-31G(2df,p) equilibrium geometry (Angstrom) ==

| | | | |
|---|-----------|-----------|-----------|
| C | -1.509832 | 0.101084 | -0.147961 |
| C | -0.151286 | -0.041127 | 0.486983 |
| C | 1.044170 | 0.613579 | -0.058565 |
| H | -2.082614 | -0.826798 | -0.048580 |
| H | -1.415537 | 0.332323 | -1.212510 |
| H | -2.079920 | 0.901623 | 0.335837 |
| O | 0.825822 | -0.785995 | -0.244382 |
| H | -0.154967 | -0.260138 | 1.556434 |
| H | 1.872069 | 0.876681 | 0.598688 |
| H | 0.956081 | 1.223054 | -0.957555 |

== B3LYP/6-31G(2df,p) harmonic frequencies (cm⁻¹) ==

| | | | | | | |
|-----------|-----------|-----------|-----------|-----------|-----------|-----------|
| 207.1293 | 363.3563 | 405.8293 | 780.2022 | 854.3706 | 903.7468 | 979.6860 |
| 1040.9844 | 1131.9713 | 1157.6617 | 1164.1154 | 1186.5905 | 1298.6872 | 1403.2619 |
| 1439.6703 | 1483.3858 | 1497.2284 | 1532.7950 | 3035.5031 | 3078.3983 | 3089.2485 |
| 3100.5687 | 3122.1771 | 3164.2167 | | | | |

== Thermochemistry energies (hartree) ==

| | | |
|---------|-------------|---------------------------------|
| ZPVE = | 0.084006 | (after scaling by 0.9854) |
| G4 Ee = | -193.070090 | (total electronic energy) |
| G4 U0 = | -192.986084 | (Zero-kelvin internal energy) |
| G4 UT = | -192.981621 | (Internal energy at 298.15 K) |
| G4 HT = | -192.980677 | (Enthalpy at 298.15 K) |
| G4 GT = | -193.012495 | (Gibbs free energy at 298.15 K) |

Species 5: alkene

[G4 data]

== B3LYP/6-31G(2df,p) equilibrium geometry (Angstrom) ==

| | | | |
|---|-----------|-----------|-----------|
| C | -1.232927 | 0.162649 | 0.000086 |
| C | 0.134410 | -0.453581 | 0.000057 |
| C | 1.280713 | 0.219347 | -0.000150 |
| H | -1.809402 | -0.152027 | 0.878917 |
| H | -1.809585 | -0.152340 | -0.878513 |
| H | -1.181336 | 1.255270 | -0.000113 |
| H | 0.161772 | -1.542820 | 0.000228 |
| H | 1.303924 | 1.305847 | -0.000325 |
| H | 2.241453 | -0.284420 | -0.000152 |

== B3LYP/6-31G(2df,p) harmonic frequencies (cm⁻¹) ==

| | | | | | | |
|-----------|-----------|-----------|-----------|-----------|-----------|-----------|
| 211.5706 | 420.7874 | 591.4733 | 927.6020 | 943.8587 | 944.2965 | 1036.3900 |
| 1071.3711 | 1190.1796 | 1329.1228 | 1406.0328 | 1451.1097 | 1480.0638 | 1494.0332 |
| 1722.1810 | 3019.8062 | 3067.5182 | 3105.2242 | 3133.7390 | 3143.3223 | 3223.0458 |

== Thermochemistry energies (hartree) ==

| | | |
|---------|-------------|---------------------------------|
| ZPVE = | 0.078376 | (after scaling by 0.9854) |
| G4 Ee = | -117.882262 | (total electronic energy) |
| G4 U0 = | -117.803886 | (Zero-kelvin internal energy) |
| G4 UT = | -117.799772 | (Internal energy at 298.15 K) |
| G4 HT = | -117.798828 | (Enthalpy at 298.15 K) |
| G4 GT = | -117.828901 | (Gibbs free energy at 298.15 K) |

Species 6: Transition state along $\text{ROO} \cdot \xrightarrow{\text{TS1}} \cdot\text{QOOH}$

[G4 data]

== B3LYP/6-31G(2df,p) equilibrium geometry (Angstrom) ==

| | | | |
|---|-----------|-----------|-----------|
| C | 0.110278 | 1.384917 | -0.117585 |
| H | 0.041313 | 2.239980 | 0.551660 |
| H | -0.077387 | 1.617650 | -1.166837 |
| H | 1.369421 | 0.803521 | -0.078050 |
| C | -0.414000 | 0.033077 | 0.374410 |
| H | -0.335241 | 0.002801 | 1.470014 |
| C | -1.813372 | -0.343923 | -0.083640 |
| H | -2.544892 | 0.357336 | 0.327988 |
| H | -1.879922 | -0.320818 | -1.174824 |
| H | -2.071546 | -1.349336 | 0.261788 |
| O | 1.766942 | -0.313214 | 0.037975 |
| O | 0.508161 | -0.911232 | -0.191831 |

== B3LYP/6-31G(2df,p) harmonic frequencies (cm⁻¹) ==

| | | | | | | |
|------------|-----------|-----------|-----------|-----------|-----------|-----------|
| -2226.9706 | 191.2786 | 203.7125 | 313.6092 | 395.0579 | 481.5921 | 567.5939 |
| 657.6417 | 844.9281 | 877.0044 | 928.5725 | 958.7633 | 970.6661 | 1091.4146 |
| 1105.9478 | 1138.3719 | 1179.5933 | 1335.0816 | 1369.8462 | 1404.5544 | 1454.2401 |
| 1482.1446 | 1494.0665 | 1740.6918 | 3011.0370 | 3044.1964 | 3098.0688 | 3118.7939 |
| 3125.5754 | 3195.9261 | | | | | |

== Thermochemistry energies (hartree) ==

| | | |
|---------|-------------|---------------------------------|
| ZPVE = | 0.091547 | (after scaling by 0.9854) |
| G4 Ee = | -268.730305 | (total electronic energy) |
| G4 U0 = | -268.638758 | (Zero-kelvin internal energy) |
| G4 UT = | -268.633080 | (Internal energy at 298.15 K) |
| G4 HT = | -268.632136 | (Enthalpy at 298.15 K) |
| G4 GT = | -268.667813 | (Gibbs free energy at 298.15 K) |

Species 7: Transition state along $\text{ROO}\cdot \xrightarrow{\text{TS2}} \text{alkene} + \cdot\text{OOH}$

[G4 data]

== B3LYP/6-31G(2df,p) equilibrium geometry (Angstrom) ==

| | | | |
|---|-----------|-----------|-----------|
| C | -0.314241 | 1.410888 | -0.046247 |
| H | -0.063688 | 2.222794 | 0.633463 |
| H | -0.652831 | 1.723090 | -1.033368 |
| H | 0.929825 | 0.901967 | -0.309579 |
| C | -0.814911 | 0.228792 | 0.479796 |
| H | -0.747221 | 0.061870 | 1.550797 |
| C | -1.667453 | -0.734115 | -0.282225 |
| H | -1.544439 | -0.611474 | -1.361872 |
| H | -1.444029 | -1.770510 | -0.016120 |
| H | -2.725608 | -0.555730 | -0.044981 |
| O | 1.789392 | -0.007605 | -0.293847 |
| O | 1.089061 | -0.918069 | 0.253061 |

== B3LYP/6-31G(2df,p) harmonic frequencies (cm⁻¹) ==

| | | | | | | |
|------------|-----------|-----------|-----------|-----------|-----------|-----------|
| -1056.5180 | 149.9273 | 177.3243 | 211.1493 | 377.5832 | 417.1416 | 513.8589 |
| 624.1585 | 628.8354 | 897.4681 | 951.0000 | 961.8331 | 1034.7590 | 1059.8253 |
| 1195.6700 | 1278.2385 | 1304.7990 | 1349.5525 | 1402.0639 | 1440.7209 | 1476.0572 |
| 1486.7957 | 1577.1925 | 1621.3695 | 3017.4827 | 3086.4144 | 3105.1864 | 3123.7467 |
| 3172.5121 | 3193.1341 | | | | | |

== Thermochemistry energies (hartree) ==

| | | |
|---------|-------------|---------------------------------|
| ZPVE = | 0.091673 | (after scaling by 0.9854) |
| G4 Ee = | -268.738372 | (total electronic energy) |
| G4 U0 = | -268.646699 | (Zero-kelvin internal energy) |
| G4 UT = | -268.640611 | (Internal energy at 298.15 K) |
| G4 HT = | -268.639667 | (Enthalpy at 298.15 K) |
| G4 GT = | -268.676490 | (Gibbs free energy at 298.15 K) |

Species 8: Transition state along $\cdot\text{QOOH} \xrightarrow{\text{TS}_3} \text{alkene} + \cdot\text{OOH}$

[G4 data]

== B3LYP/6-31G(2df,p) equilibrium geometry (Angstrom) ==

| | | | |
|---|-----------|-----------|-----------|
| C | -0.728444 | 1.458539 | -0.117607 |
| H | -0.140880 | 2.268476 | 0.299235 |
| H | -1.280245 | 1.662274 | -1.029457 |
| H | 2.422997 | 0.497621 | -0.345665 |
| C | -0.665769 | 0.180822 | 0.405969 |
| H | -0.228396 | 0.064131 | 1.393361 |
| C | -1.642664 | -0.888256 | -0.001393 |
| H | -1.972902 | -0.750369 | -1.035017 |
| H | -1.189857 | -1.877724 | 0.092842 |
| H | -2.528473 | -0.854483 | 0.643339 |
| O | 2.016007 | -0.158115 | 0.240685 |
| O | 0.876370 | -0.531455 | -0.458241 |

== B3LYP/6-31G(2df,p) harmonic frequencies (cm⁻¹) ==

| | | | | | | |
|-----------|-----------|-----------|-----------|-----------|-----------|-----------|
| -510.6325 | 73.9664 | 148.4748 | 199.5973 | 296.0618 | 317.6227 | 420.4921 |
| 437.7855 | 524.8368 | 800.9840 | 898.3091 | 939.1007 | 971.4038 | 1024.7257 |
| 1082.6882 | 1190.3001 | 1269.8738 | 1393.2870 | 1400.6964 | 1430.5409 | 1478.0532 |
| 1494.0238 | 1532.5534 | 3036.9470 | 3100.9146 | 3128.7399 | 3148.3231 | 3167.0458 |
| 3243.5192 | 3707.6151 | | | | | |

== Thermochemistry energies (hartree) ==

| | | |
|---------|-------------|---------------------------------|
| ZPVE = | 0.093968 | (after scaling by 0.9854) |
| G4 Ee = | -268.735844 | (total electronic energy) |
| G4 U0 = | -268.641876 | (Zero-kelvin internal energy) |
| G4 UT = | -268.635051 | (Internal energy at 298.15 K) |
| G4 HT = | -268.634107 | (Enthalpy at 298.15 K) |
| G4 GT = | -268.672728 | (Gibbs free energy at 298.15 K) |

Species 9: Transition state along $\cdot\text{QOOH} \xrightarrow{\text{TS4}} \text{cycloether} + \cdot\text{OH}$

[G4 data]

== B3LYP/6-31G(2df,p) equilibrium geometry (Angstrom) ==

| | | | |
|---|-----------|-----------|-----------|
| C | 1.338345 | -1.100022 | -0.021549 |
| H | 1.366409 | -2.013474 | 0.557365 |
| H | 1.815025 | -1.082327 | -0.993683 |
| C | 0.508811 | 0.042643 | 0.417080 |
| H | 0.307695 | 0.047376 | 1.495743 |
| C | 0.840580 | 1.427764 | -0.101137 |
| H | 1.066238 | 1.393359 | -1.171051 |
| H | -0.018164 | 2.086070 | 0.050890 |
| H | 1.701596 | 1.844220 | 0.431870 |
| O | -0.488894 | -0.633614 | -0.300943 |
| O | -2.002545 | 0.153594 | -0.003931 |
| H | -2.433703 | -0.657381 | 0.301502 |

== B3LYP/6-31G(2df,p) harmonic frequencies (cm⁻¹) ==

| | | | | | | |
|-----------|-----------|-----------|-----------|-----------|-----------|-----------|
| -763.2279 | 107.2972 | 158.7234 | 205.2157 | 250.7445 | 348.0349 | 411.5111 |
| 426.4045 | 538.9001 | 749.8319 | 848.2850 | 913.1887 | 922.5303 | 988.8375 |
| 1092.8574 | 1165.8846 | 1198.6501 | 1288.8660 | 1390.2481 | 1419.8835 | 1462.8959 |
| 1485.5992 | 1496.9920 | 3027.1544 | 3041.2437 | 3114.9221 | 3131.6148 | 3169.2382 |
| 3288.1386 | 3781.9958 | | | | | |

== Thermochemistry energies (hartree) ==

| | | |
|---------|-------------|---------------------------------|
| ZPVE = | 0.092997 | (after scaling by 0.9854) |
| G4 Ee = | -268.739354 | (total electronic energy) |
| G4 U0 = | -268.646357 | (Zero-kelvin internal energy) |
| G4 UT = | -268.639529 | (Internal energy at 298.15 K) |
| G4 HT = | -268.638585 | (Enthalpy at 298.15 K) |
| G4 GT = | -268.676843 | (Gibbs free energy at 298.15 K) |

Hydrocarbon 3: isobutyl

Species 1: ·R

[G4 data]

== B3LYP/6-31G(2df,p) equilibrium geometry (Angstrom) ==

| | | | |
|---|-----------|-----------|-----------|
| C | -1.270846 | -0.680363 | 0.102063 |
| C | -0.000002 | 0.059666 | -0.349082 |
| C | -0.000016 | 1.482759 | 0.102670 |
| C | 1.270861 | -0.680336 | 0.102047 |
| H | -2.172669 | -0.165652 | -0.245162 |
| H | -1.318699 | -0.738652 | 1.194985 |
| H | -1.292874 | -1.701416 | -0.292503 |
| H | -0.928251 | 2.035950 | 0.197606 |
| H | 0.928219 | 2.035916 | 0.197795 |
| H | -0.000013 | 0.049111 | -1.456180 |
| H | 1.318736 | -0.738609 | 1.194970 |
| H | 2.172669 | -0.165616 | -0.245203 |
| H | 1.292897 | -1.701395 | -0.292503 |

== B3LYP/6-31G(2df,p) harmonic frequencies (cm⁻¹) ==

| | | | | | | |
|-----------|-----------|-----------|-----------|-----------|-----------|-----------|
| 117.8511 | 227.6033 | 253.6171 | 355.4117 | 368.4169 | 398.6169 | 517.3034 |
| 813.0107 | 902.6052 | 942.4934 | 967.6414 | 983.6116 | 1090.5173 | 1180.5211 |
| 1205.2915 | 1316.6458 | 1328.9030 | 1395.7230 | 1411.9473 | 1463.8186 | 1487.4612 |
| 1491.4249 | 1501.7841 | 1510.6137 | 2901.0422 | 3026.5851 | 3030.5512 | 3096.3871 |
| 3099.0995 | 3099.9571 | 3102.2564 | 3141.2584 | 3244.0392 | | |

== Thermochemistry energies (hartree) ==

| | | |
|---------|-------------|---------------------------------|
| ZPVE = | 0.114432 | (after scaling by 0.9854) |
| G4 Ee = | -157.752204 | (total electronic energy) |
| G4 U0 = | -157.637772 | (Zero-kelvin internal energy) |
| G4 UT = | -157.631585 | (Internal energy at 298.15 K) |
| G4 HT = | -157.630641 | (Enthalpy at 298.15 K) |
| G4 GT = | -157.666572 | (Gibbs free energy at 298.15 K) |

Species 2: ROO·

[G4 data]

== B3LYP/6-31G(2df,p) equilibrium geometry (Angstrom) ==

| | | | |
|---|-----------|-----------|-----------|
| C | 1.993447 | -0.884283 | -0.174053 |
| C | 0.736607 | -0.011677 | -0.285763 |
| C | -0.358784 | -0.575291 | 0.617560 |
| C | 1.032218 | 1.458422 | 0.034614 |
| H | 1.787957 | -1.926218 | -0.440640 |
| H | 2.396816 | -0.870776 | 0.845476 |
| H | 2.777287 | -0.515647 | -0.842478 |
| H | 0.351817 | -0.080389 | -1.310841 |
| H | 1.435417 | 1.565572 | 1.048885 |
| H | 0.128652 | 2.069818 | -0.035320 |
| H | 1.772029 | 1.865070 | -0.661593 |
| O | -1.613844 | 0.146458 | 0.459699 |
| O | -2.184925 | -0.140240 | -0.689515 |
| H | -0.117504 | -0.452699 | 1.678828 |
| H | -0.563253 | -1.627504 | 0.402056 |

== B3LYP/6-31G(2df,p) harmonic frequencies (cm⁻¹) ==

| | | | | | | |
|-----------|-----------|-----------|-----------|-----------|-----------|-----------|
| 76.6961 | 112.5276 | 218.5098 | 233.7486 | 250.3893 | 330.3757 | 412.2006 |
| 413.0510 | 568.5512 | 818.7657 | 876.7285 | 934.2737 | 947.0305 | 957.8638 |
| 976.3325 | 1141.3825 | 1167.6864 | 1196.7295 | 1205.5467 | 1287.1245 | 1321.6878 |
| 1372.2193 | 1383.5363 | 1402.2594 | 1423.5858 | 1472.0624 | 1488.7217 | 1494.1276 |
| 1504.7754 | 1510.8486 | 3026.9395 | 3029.6620 | 3036.7481 | 3052.5211 | 3092.3866 |
| 3098.2143 | 3106.7795 | 3115.2595 | 3118.7428 | | | |

== Thermochemistry energies (hartree) ==

| | | |
|---------|-------------|---------------------------------|
| ZPVE = | 0.126111 | (after scaling by 0.9854) |
| G4 Ee = | -308.097564 | (total electronic energy) |
| G4 U0 = | -307.971453 | (Zero-kelvin internal energy) |
| G4 UT = | -307.963915 | (Internal energy at 298.15 K) |
| G4 HT = | -307.962971 | (Enthalpy at 298.15 K) |
| G4 GT = | -308.003593 | (Gibbs free energy at 298.15 K) |

Species 3: ·QOOH

[G4 data]

== B3LYP/6-31G(2df,p) equilibrium geometry (Angstrom) ==

| | | | |
|---|-----------|-----------|-----------|
| C | 1.831619 | -1.059756 | -0.241913 |
| C | 0.822321 | -0.006088 | 0.073372 |
| C | -0.382699 | -0.329430 | 0.898202 |
| C | 1.152604 | 1.431104 | -0.177911 |
| H | 1.395311 | -2.063328 | -0.217651 |
| H | 2.674053 | -1.056922 | 0.471694 |
| H | 2.279490 | -0.904878 | -1.232392 |
| H | 1.906122 | 1.808716 | 0.535002 |
| H | 0.267249 | 2.066115 | -0.079374 |
| H | 1.580374 | 1.582529 | -1.177104 |
| O | -1.585177 | 0.289429 | 0.428723 |
| O | -1.949948 | -0.356725 | -0.810002 |
| H | -0.308569 | 0.084026 | 1.919174 |
| H | -0.534991 | -1.412395 | 0.980030 |
| H | -1.521104 | 0.219519 | -1.459636 |

== B3LYP/6-31G(2df,p) harmonic frequencies (cm⁻¹) ==

| | | | | | | |
|-----------|-----------|-----------|-----------|-----------|-----------|-----------|
| 46.5844 | 83.9263 | 116.0644 | 141.0837 | 200.4833 | 244.8936 | 308.0653 |
| 359.6478 | 399.5900 | 556.7743 | 775.8179 | 870.8506 | 941.2752 | 945.8924 |
| 971.8560 | 1002.4326 | 1016.4325 | 1056.8573 | 1241.5226 | 1290.7011 | 1303.0402 |
| 1376.7427 | 1384.5439 | 1397.6612 | 1414.1249 | 1454.6200 | 1468.2357 | 1474.7994 |
| 1486.0105 | 1495.4335 | 2952.7097 | 2955.8001 | 2962.0161 | 3029.3251 | 3037.3015 |
| 3050.2585 | 3094.0948 | 3103.3924 | 3737.2827 | | | |

== Thermochemistry energies (hartree) ==

| | | |
|---------|-------------|---------------------------------|
| ZPVE = | 0.122904 | (after scaling by 0.9854) |
| G4 Ee = | -308.075988 | (total electronic energy) |
| G4 U0 = | -307.953084 | (Zero-kelvin internal energy) |
| G4 UT = | -307.944426 | (Internal energy at 298.15 K) |
| G4 HT = | -307.943482 | (Enthalpy at 298.15 K) |
| G4 GT = | -307.987137 | (Gibbs free energy at 298.15 K) |

Species 4: *cy*-ether

[G4 data]

== B3LYP/6-31G(2df,p) equilibrium geometry (Angstrom) ==

| | | | |
|---|-----------|-----------|-----------|
| C | -0.052805 | 0.932113 | 1.283142 |
| C | -0.052805 | 0.130594 | 0.000000 |
| C | -0.576412 | -1.243896 | -0.000000 |
| C | -0.052805 | 0.932113 | -1.283142 |
| H | -0.017656 | 0.271445 | 2.152650 |
| H | -0.950137 | 1.556461 | 1.353379 |
| H | 0.818908 | 1.594574 | 1.321459 |
| H | -0.950137 | 1.556461 | -1.353379 |
| H | -0.017656 | 0.271445 | -2.152650 |
| H | 0.818908 | 1.594574 | -1.321459 |
| O | 0.832730 | -1.000942 | -0.000000 |
| H | -0.977554 | -1.671483 | -0.918593 |
| H | -0.977554 | -1.671483 | 0.918593 |

== B3LYP/6-31G(2df,p) harmonic frequencies (cm⁻¹) ==

| | | | | | | |
|-----------|-----------|-----------|-----------|-----------|-----------|-----------|
| 179.6030 | 217.1014 | 350.5030 | 358.3323 | 406.1078 | 408.5472 | 704.3365 |
| 819.1405 | 904.8970 | 931.7381 | 955.3221 | 1017.9411 | 1076.7892 | 1134.1790 |
| 1149.2917 | 1173.5645 | 1282.5037 | 1394.2902 | 1409.6260 | 1421.4209 | 1473.7738 |
| 1485.9881 | 1493.5316 | 1505.9467 | 1536.4685 | 3031.3025 | 3036.3834 | 3074.7740 |
| 3093.4869 | 3098.3991 | 3122.4915 | 3124.6722 | 3158.3729 | | |

== Thermochemistry energies (hartree) ==

| | | |
|---------|-------------|---------------------------------|
| ZPVE = | 0.111192 | (after scaling by 0.9854) |
| G4 Ee = | -232.384120 | (total electronic energy) |
| G4 U0 = | -232.272928 | (Zero-kelvin internal energy) |
| G4 UT = | -232.267081 | (Internal energy at 298.15 K) |
| G4 HT = | -232.266137 | (Enthalpy at 298.15 K) |
| G4 GT = | -232.301294 | (Gibbs free energy at 298.15 K) |

Species 5: alkene

[G4 data]

== B3LYP/6-31G(2df,p) equilibrium geometry (Angstrom) ==

| | | | |
|---|-----------|-----------|-----------|
| C | 1.274947 | -0.677941 | 0.000003 |
| C | 0.000000 | 0.124566 | -0.000002 |
| C | 0.000001 | 1.456978 | -0.000016 |
| C | -1.274949 | -0.677939 | 0.000011 |
| H | 2.159636 | -0.036470 | -0.000009 |
| H | 1.327183 | -1.334165 | -0.878355 |
| H | 1.327191 | -1.334143 | 0.878378 |
| H | -1.327192 | -1.334163 | -0.878347 |
| H | -2.159636 | -0.036467 | 0.000006 |
| H | -1.327187 | -1.334141 | 0.878386 |
| H | 0.923232 | 2.027782 | -0.000025 |
| H | -0.923229 | 2.027784 | -0.000019 |

== B3LYP/6-31G(2df,p) harmonic frequencies (cm⁻¹) ==

| | | | | | | |
|-----------|-----------|-----------|-----------|-----------|-----------|-----------|
| 176.6651 | 213.5577 | 376.2478 | 435.0083 | 442.6857 | 708.8943 | 817.1783 |
| 927.1980 | 962.8198 | 987.0313 | 1023.8777 | 1087.9719 | 1107.6406 | 1295.7868 |
| 1407.9467 | 1413.5192 | 1448.0732 | 1470.7393 | 1483.9391 | 1488.7150 | 1503.0376 |
| 1729.3903 | 3013.1169 | 3018.9421 | 3059.9435 | 3063.1561 | 3114.0538 | 3116.0626 |
| 3141.8320 | 3220.9491 | | | | | |

== Thermochemistry energies (hartree) ==

| | | |
|---------|-------------|---------------------------------|
| ZPVE = | 0.106085 | (after scaling by 0.9854) |
| G4 Ee = | -157.194053 | (total electronic energy) |
| G4 U0 = | -157.087968 | (Zero-kelvin internal energy) |
| G4 UT = | -157.082615 | (Internal energy at 298.15 K) |
| G4 HT = | -157.081671 | (Enthalpy at 298.15 K) |
| G4 GT = | -157.115288 | (Gibbs free energy at 298.15 K) |

Species 6: Transition state along $\text{ROO} \cdot \xrightarrow{\text{TS1}} \cdot\text{QOOH}$

[G4 data]

== B3LYP/6-31G(2df,p) equilibrium geometry (Angstrom) ==

| | | | |
|---|-----------|-----------|-----------|
| C | 1.750055 | -1.012434 | -0.150784 |
| C | 0.634926 | -0.007462 | -0.036193 |
| C | -0.497595 | -0.322259 | 0.961210 |
| C | 1.027162 | 1.449398 | -0.106941 |
| H | 1.366968 | -2.034401 | -0.232848 |
| H | 2.403852 | -0.977024 | 0.734530 |
| H | 2.384051 | -0.806197 | -1.019250 |
| H | -0.315075 | -0.199469 | -0.986043 |
| H | 1.643846 | 1.724785 | 0.762485 |
| H | 0.142498 | 2.091895 | -0.104984 |
| H | 1.618383 | 1.663787 | -1.002580 |
| O | -1.668946 | 0.189290 | 0.335786 |
| O | -1.549698 | -0.300080 | -0.985186 |
| H | -0.406805 | 0.186608 | 1.928416 |
| H | -0.575856 | -1.407121 | 1.111720 |

== B3LYP/6-31G(2df,p) harmonic frequencies (cm⁻¹) ==

| | | | | | | |
|------------|-----------|-----------|-----------|-----------|-----------|-----------|
| -2094.7790 | 130.9551 | 187.0857 | 222.6045 | 258.4590 | 279.3323 | 358.5218 |
| 400.2419 | 548.8562 | 663.1771 | 815.3251 | 914.0868 | 930.5995 | 948.3373 |
| 969.0100 | 982.2558 | 1015.8978 | 1121.3007 | 1134.6814 | 1227.5586 | 1252.3396 |
| 1279.5501 | 1349.5924 | 1394.7281 | 1408.9409 | 1469.4682 | 1474.4322 | 1487.9111 |
| 1490.4486 | 1495.9341 | 1737.9978 | 2991.4160 | 2996.3372 | 3011.0832 | 3067.1014 |
| 3072.6199 | 3076.4448 | 3107.4691 | 3120.4451 | | | |

== Thermochemistry energies (hartree) ==

| | | |
|---------|-------------|---------------------------------|
| ZPVE = | 0.119861 | (after scaling by 0.9854) |
| G4 Ee = | -308.042287 | (total electronic energy) |
| G4 U0 = | -307.922426 | (Zero-kelvin internal energy) |
| G4 UT = | -307.915363 | (Internal energy at 298.15 K) |
| G4 HT = | -307.914419 | (Enthalpy at 298.15 K) |
| G4 GT = | -307.953520 | (Gibbs free energy at 298.15 K) |

Species 7: Transition state along $\text{ROO}\cdot \xrightarrow{\text{TS2}} \text{alkene} + \cdot\text{OOH}$

[G4 data]

== B3LYP/6-31G(2df,p) equilibrium geometry (Angstrom) ==

| | | | |
|---|-----------|-----------|-----------|
| C | 0.115711 | -0.000014 | 1.258184 |
| H | 0.384200 | 0.918358 | 1.767052 |
| H | 0.384194 | -0.918398 | 1.767034 |
| C | -0.704316 | -0.000001 | 0.132987 |
| H | 0.347260 | -0.000002 | -0.678183 |
| C | -1.428637 | 1.288139 | -0.255612 |
| H | -1.611592 | 1.332325 | -1.334249 |
| H | -2.403957 | 1.353066 | 0.241819 |
| H | -0.848593 | 2.172747 | 0.022869 |
| C | -1.428653 | -1.288126 | -0.255631 |
| H | -1.611611 | -1.332293 | -1.334268 |
| H | -0.848617 | -2.172745 | 0.022834 |
| H | -2.403972 | -1.353051 | 0.241802 |
| O | 2.047017 | -0.000005 | 0.220145 |
| O | 1.613990 | 0.000006 | -0.969680 |

== B3LYP/6-31G(2df,p) harmonic frequencies (cm⁻¹) ==

| | | | | | | |
|-----------|-----------|-----------|-----------|-----------|-----------|-----------|
| -950.6294 | 119.7196 | 180.4092 | 192.5747 | 207.7188 | 253.0803 | 364.0117 |
| 381.1310 | 413.4499 | 550.6950 | 674.2667 | 763.3960 | 844.6197 | 944.6406 |
| 968.2937 | 990.5986 | 1018.4501 | 1074.6805 | 1131.1452 | 1203.5498 | 1284.0201 |
| 1358.8595 | 1404.8451 | 1413.1960 | 1422.6891 | 1479.8161 | 1492.6723 | 1496.3667 |
| 1506.1855 | 1581.8663 | 1595.6181 | 3023.6967 | 3027.2550 | 3084.4242 | 3085.9598 |
| 3108.9058 | 3110.4416 | 3161.7787 | 3249.9752 | | | |

== Thermochemistry energies (hartree) ==

| | | |
|---------|-------------|---------------------------------|
| ZPVE = | 0.119350 | (after scaling by 0.9854) |
| G4 Ee = | -308.040364 | (total electronic energy) |
| G4 U0 = | -307.921014 | (Zero-kelvin internal energy) |
| G4 UT = | -307.913479 | (Internal energy at 298.15 K) |
| G4 HT = | -307.912535 | (Enthalpy at 298.15 K) |
| G4 GT = | -307.952736 | (Gibbs free energy at 298.15 K) |

Species 8: Transition state along $\cdot\text{QOOH} \xrightarrow{\text{TS}_3} \text{alkene} + \cdot\text{OOH}$

[G4 data]

== B3LYP/6-31G(2df,p) equilibrium geometry (Angstrom) ==

| | | | |
|---|-----------|-----------|-----------|
| C | 0.067543 | -0.566426 | 0.992406 |
| H | 0.625698 | 0.036072 | 1.699395 |
| H | 0.039604 | -1.630210 | 1.204593 |
| C | -0.943878 | 0.006199 | 0.247711 |
| H | 1.911568 | 0.789152 | -1.177612 |
| C | -1.047901 | 1.494681 | 0.098807 |
| H | -0.893896 | 1.800786 | -0.946845 |
| H | -2.050512 | 1.852963 | 0.369894 |
| H | -0.315438 | 2.019865 | 0.715708 |
| C | -1.888834 | -0.827839 | -0.564770 |
| H | -1.752938 | -0.649798 | -1.640966 |
| H | -1.752338 | -1.896428 | -0.382007 |
| H | -2.933505 | -0.570818 | -0.343081 |
| O | 1.547220 | -0.760972 | -0.205042 |
| O | 2.202803 | 0.462063 | -0.312959 |

== B3LYP/6-31G(2df,p) harmonic frequencies (cm⁻¹) ==

| | | | | | | |
|-----------|-----------|-----------|-----------|-----------|-----------|-----------|
| -503.5521 | 57.1086 | 96.4916 | 117.4642 | 129.9719 | 173.0104 | 296.8305 |
| 370.7338 | 419.0716 | 436.3775 | 454.0490 | 802.2964 | 874.7200 | 940.6463 |
| 964.2687 | 982.7503 | 1031.8056 | 1056.5409 | 1071.4588 | 1075.4406 | 1308.0317 |
| 1391.8988 | 1399.9264 | 1404.4085 | 1414.5751 | 1464.2157 | 1476.7322 | 1481.4100 |
| 1496.8874 | 1557.9665 | 2994.4002 | 3004.3717 | 3036.3261 | 3044.5403 | 3115.2055 |
| 3120.4182 | 3147.0915 | 3234.8475 | 3703.7634 | | | |

== Thermochemistry energies (hartree) ==

ZPVE = 0.121557 (after scaling by 0.9854)
G4 Ee = -308.049384 (total electronic energy)
G4 U0 = -307.927827 (Zero-kelvin internal energy)
G4 UT = -307.919340 (Internal energy at 298.15 K)
G4 HT = -307.918396 (Enthalpy at 298.15 K)
G4 GT = -307.961625 (Gibbs free energy at 298.15 K)

Species 9: Transition state along $\cdot\text{QOOH} \xrightarrow{\text{TS4}} \text{cycloether} + \cdot\text{OH}$

[G4 data]

== B3LYP/6-31G(2df,p) equilibrium geometry (Angstrom) ==

| | | | |
|---|-----------|-----------|-----------|
| C | 0.369856 | -0.045266 | 0.889691 |
| H | 0.615820 | 0.840185 | 1.489502 |
| H | 0.567986 | -0.961232 | 1.460835 |
| C | -0.927765 | 0.003336 | 0.179553 |
| H | 2.802991 | 0.684055 | -0.785927 |
| C | -1.546771 | 1.315957 | -0.161044 |
| H | -1.890487 | 1.345794 | -1.201454 |
| H | -2.435614 | 1.489760 | 0.465818 |
| H | -0.854061 | 2.143589 | 0.004235 |
| C | -1.605870 | -1.261315 | -0.223851 |
| H | -1.972642 | -1.215272 | -1.255554 |
| H | -0.940613 | -2.121240 | -0.125659 |
| H | -2.486409 | -1.439124 | 0.413770 |
| O | 0.935896 | -0.041339 | -0.384809 |
| O | 2.671145 | -0.064009 | -0.186649 |

== B3LYP/6-31G(2df,p) harmonic frequencies (cm⁻¹) ==

| | | | | | | |
|-----------|-----------|-----------|-----------|-----------|-----------|-----------|
| -683.5304 | 80.1715 | 102.6319 | 117.5234 | 148.6187 | 190.7589 | 205.2384 |
| 283.8381 | 383.3714 | 400.3470 | 430.8313 | 764.9930 | 923.3340 | 944.9503 |
| 975.6729 | 995.7349 | 1016.3299 | 1050.9799 | 1108.1678 | 1177.5046 | 1283.6137 |
| 1312.6355 | 1366.1317 | 1400.4501 | 1408.4072 | 1458.9490 | 1473.5422 | 1476.8282 |
| 1497.6605 | 1535.5182 | 2987.6079 | 2992.6064 | 3003.9902 | 3053.5986 | 3058.1142 |
| 3061.6626 | 3127.8008 | 3131.5063 | 3784.5739 | | | |

== Thermochemistry energies (hartree) ==

| | | |
|---------|-------------|---------------------------------|
| ZPVE = | 0.120588 | (after scaling by 0.9854) |
| G4 Ee = | -308.053652 | (total electronic energy) |
| G4 U0 = | -307.933064 | (Zero-kelvin internal energy) |
| G4 UT = | -307.924386 | (Internal energy at 298.15 K) |
| G4 HT = | -307.923442 | (Enthalpy at 298.15 K) |
| G4 GT = | -307.966710 | (Gibbs free energy at 298.15 K) |

Hydrocarbon 4: tertbutyl

Species 1: ·R

[G4 data]

== B3LYP/6-31G(2df,p) equilibrium geometry (Angstrom) ==

| | | | |
|---|-----------|-----------|-----------|
| C | 1.264664 | 0.783864 | 0.013355 |
| C | 0.000008 | -0.000005 | -0.134946 |
| C | 0.046515 | -1.487151 | 0.013542 |
| C | -1.311181 | 0.703292 | 0.013307 |
| H | 1.182679 | 1.777723 | -0.441884 |
| H | 2.118254 | 0.268315 | -0.441971 |
| H | 1.532720 | 0.949937 | 1.073161 |
| H | -0.826852 | -1.968649 | -0.441553 |
| H | 0.056521 | -1.802185 | 1.073391 |
| H | 0.948116 | -1.913172 | -0.441812 |
| H | -1.291483 | 1.700313 | -0.441980 |
| H | -1.589123 | 0.852341 | 1.073101 |
| H | -2.130871 | 0.135376 | -0.442000 |

== B3LYP/6-31G(2df,p) harmonic frequencies (cm⁻¹) ==

| | | | | | | |
|-----------|-----------|-----------|-----------|-----------|-----------|-----------|
| 123.2728 | 123.6089 | 131.2708 | 252.2070 | 376.4529 | 376.6554 | 757.2497 |
| 938.6131 | 938.7280 | 969.4987 | 1008.9608 | 1008.9803 | 1092.0314 | 1295.4554 |
| 1295.5099 | 1395.6215 | 1395.7256 | 1425.7090 | 1469.1104 | 1469.2087 | 1469.4898 |
| 1486.6754 | 1493.5898 | 1493.6417 | 2931.9480 | 2931.9841 | 2941.2324 | 3036.1472 |
| 3036.2000 | 3039.1111 | 3081.3068 | 3086.1657 | 3086.2203 | | |

== Thermochemistry energies (hartree) ==

| | | |
|---------|-------------|---------------------------------|
| ZPVE = | 0.114395 | (after scaling by 0.9854) |
| G4 Ee = | -157.760072 | (total electronic energy) |
| G4 U0 = | -157.645677 | (Zero-kelvin internal energy) |
| G4 UT = | -157.639188 | (Internal energy at 298.15 K) |
| G4 HT = | -157.638243 | (Enthalpy at 298.15 K) |
| G4 GT = | -157.675341 | (Gibbs free energy at 298.15 K) |

Species 2: ROO·

[G4 data]

== B3LYP/6-31G(2df,p) equilibrium geometry (Angstrom) ==

| | | | |
|---|-----------|-----------|-----------|
| C | -0.670221 | 0.665848 | 1.268616 |
| C | 0.115893 | 0.347516 | 0.000000 |
| C | 1.507894 | 0.970390 | 0.000000 |
| C | -0.670221 | 0.665848 | -1.268616 |
| H | -0.902855 | 1.734023 | 1.306737 |
| H | -0.091129 | 0.406699 | 2.159548 |
| H | -1.605285 | 0.102352 | 1.282588 |
| H | 1.428151 | 2.060982 | 0.000000 |
| H | 2.070016 | 0.666564 | -0.887370 |
| H | 2.070016 | 0.666564 | 0.887370 |
| O | 0.411507 | -1.116860 | 0.000000 |
| H | -0.091129 | 0.406699 | -2.159548 |
| H | -0.902855 | 1.734023 | -1.306737 |
| H | -1.605285 | 0.102352 | -1.282588 |
| O | -0.670221 | -1.855374 | -0.000000 |

== B3LYP/6-31G(2df,p) harmonic frequencies (cm⁻¹) ==

| | | | | | | |
|-----------|-----------|-----------|-----------|-----------|-----------|-----------|
| 126.0559 | 172.5711 | 224.9672 | 239.4009 | 269.9578 | 328.9661 | 359.6683 |
| 399.2484 | 435.6013 | 545.1539 | 736.3890 | 807.3895 | 927.7066 | 929.5238 |
| 965.2009 | 1037.6505 | 1052.2053 | 1181.0712 | 1233.3776 | 1260.8641 | 1293.3529 |
| 1392.9396 | 1397.1767 | 1422.5851 | 1466.9053 | 1485.0800 | 1486.3781 | 1494.4812 |
| 1495.5415 | 1519.1530 | 3044.5444 | 3045.4914 | 3051.6080 | 3115.9037 | 3118.0949 |
| 3123.0115 | 3125.2736 | 3136.1547 | 3140.0017 | | | |

== Thermochemistry energies (hartree) ==

| | | |
|---------|-------------|---------------------------------|
| ZPVE = | 0.124787 | (after scaling by 0.9854) |
| G4 Ee = | -308.108400 | (total electronic energy) |
| G4 U0 = | -307.983613 | (Zero-kelvin internal energy) |
| G4 UT = | -307.975927 | (Internal energy at 298.15 K) |
| G4 HT = | -307.974983 | (Enthalpy at 298.15 K) |
| G4 GT = | -308.015061 | (Gibbs free energy at 298.15 K) |

Species 3: ·QOOH

[G4 data]

== B3LYP/6-31G(2df,p) equilibrium geometry (Angstrom) ==

| | | | |
|---|-----------|-----------|-----------|
| C | 0.276401 | -0.426436 | 1.502048 |
| C | 0.391802 | 0.015927 | 0.078813 |
| C | 1.607920 | -0.625882 | -0.607347 |
| C | 0.409310 | 1.539954 | -0.052448 |
| H | 0.107082 | 0.277965 | 2.307478 |
| H | 0.323437 | -1.484076 | 1.740628 |
| H | 2.530695 | -0.262822 | -0.147709 |
| H | 1.617940 | -0.368749 | -1.670480 |
| H | 1.575652 | -1.714611 | -0.513060 |
| O | -0.703551 | -0.541327 | -0.706093 |
| H | 0.492249 | 1.828656 | -1.103640 |
| H | 1.259439 | 1.959652 | 0.494440 |
| H | -0.511473 | 1.965007 | 0.351621 |
| O | -1.958037 | -0.022160 | -0.218092 |
| H | -2.214917 | -0.714507 | 0.407806 |

== B3LYP/6-31G(2df,p) harmonic frequencies (cm⁻¹) ==

| | | | | | | |
|-----------|-----------|-----------|-----------|-----------|-----------|-----------|
| 113.3800 | 144.3911 | 199.8228 | 235.6051 | 250.7806 | 270.8795 | 324.0567 |
| 350.5107 | 396.4592 | 448.6538 | 493.4824 | 584.9413 | 767.5594 | 838.7171 |
| 912.2380 | 941.2065 | 951.7301 | 981.1233 | 1033.3315 | 1156.2567 | 1261.3016 |
| 1272.4299 | 1385.7908 | 1388.7479 | 1404.9468 | 1456.0994 | 1473.5486 | 1484.6383 |
| 1489.9310 | 1509.3573 | 3042.7800 | 3047.3290 | 3115.9492 | 3121.4435 | 3127.1629 |
| 3137.6074 | 3143.4885 | 3254.9628 | 3741.9395 | | | |

== Thermochemistry energies (hartree) ==

| | | |
|---------|-------------|---------------------------------|
| ZPVE = | 0.121796 | (after scaling by 0.9854) |
| G4 Ee = | -308.077032 | (total electronic energy) |
| G4 U0 = | -307.955236 | (Zero-kelvin internal energy) |
| G4 UT = | -307.946751 | (Internal energy at 298.15 K) |
| G4 HT = | -307.945807 | (Enthalpy at 298.15 K) |
| G4 GT = | -307.987380 | (Gibbs free energy at 298.15 K) |

Species 4: *cy*-ether

[G4 data]

== B3LYP/6-31G(2df,p) equilibrium geometry (Angstrom) ==

| | | | |
|---|-----------|-----------|-----------|
| C | -0.052805 | 0.932113 | 1.283142 |
| C | -0.052805 | 0.130594 | 0.000000 |
| C | -0.576412 | -1.243896 | -0.000000 |
| C | -0.052805 | 0.932113 | -1.283142 |
| H | -0.017656 | 0.271445 | 2.152650 |
| H | -0.950137 | 1.556461 | 1.353379 |
| H | 0.818908 | 1.594574 | 1.321459 |
| H | -0.950137 | 1.556461 | -1.353379 |
| H | -0.017656 | 0.271445 | -2.152650 |
| H | 0.818908 | 1.594574 | -1.321459 |
| O | 0.832730 | -1.000942 | -0.000000 |
| H | -0.977554 | -1.671483 | -0.918593 |
| H | -0.977554 | -1.671483 | 0.918593 |

== B3LYP/6-31G(2df,p) harmonic frequencies (cm⁻¹) ==

| | | | | | | |
|-----------|-----------|-----------|-----------|-----------|-----------|-----------|
| 179.6030 | 217.1014 | 350.5030 | 358.3323 | 406.1078 | 408.5472 | 704.3365 |
| 819.1405 | 904.8970 | 931.7381 | 955.3221 | 1017.9411 | 1076.7892 | 1134.1790 |
| 1149.2917 | 1173.5645 | 1282.5037 | 1394.2902 | 1409.6260 | 1421.4209 | 1473.7738 |
| 1485.9881 | 1493.5316 | 1505.9467 | 1536.4685 | 3031.3025 | 3036.3834 | 3074.7740 |
| 3093.4869 | 3098.3991 | 3122.4915 | 3124.6722 | 3158.3729 | | |

== Thermochemistry energies (hartree) ==

| | | |
|---------|-------------|---------------------------------|
| ZPVE = | 0.111192 | (after scaling by 0.9854) |
| G4 Ee = | -232.384120 | (total electronic energy) |
| G4 U0 = | -232.272928 | (Zero-kelvin internal energy) |
| G4 UT = | -232.267081 | (Internal energy at 298.15 K) |
| G4 HT = | -232.266137 | (Enthalpy at 298.15 K) |
| G4 GT = | -232.301294 | (Gibbs free energy at 298.15 K) |

Species 5: alkene

[G4 data]

== B3LYP/6-31G(2df,p) equilibrium geometry (Angstrom) ==

| | | | |
|---|-----------|-----------|-----------|
| C | 1.274947 | -0.677941 | 0.000003 |
| C | 0.000000 | 0.124566 | -0.000002 |
| C | 0.000001 | 1.456978 | -0.000016 |
| C | -1.274949 | -0.677939 | 0.000011 |
| H | 2.159636 | -0.036470 | -0.000009 |
| H | 1.327183 | -1.334165 | -0.878355 |
| H | 1.327191 | -1.334143 | 0.878378 |
| H | -1.327192 | -1.334163 | -0.878347 |
| H | -2.159636 | -0.036467 | 0.000006 |
| H | -1.327187 | -1.334141 | 0.878386 |
| H | 0.923232 | 2.027782 | -0.000025 |
| H | -0.923229 | 2.027784 | -0.000019 |

== B3LYP/6-31G(2df,p) harmonic frequencies (cm⁻¹) ==

| | | | | | | |
|-----------|-----------|-----------|-----------|-----------|-----------|-----------|
| 176.6651 | 213.5577 | 376.2478 | 435.0083 | 442.6857 | 708.8943 | 817.1783 |
| 927.1980 | 962.8198 | 987.0313 | 1023.8777 | 1087.9719 | 1107.6406 | 1295.7868 |
| 1407.9467 | 1413.5192 | 1448.0732 | 1470.7393 | 1483.9391 | 1488.7150 | 1503.0376 |
| 1729.3903 | 3013.1169 | 3018.9421 | 3059.9435 | 3063.1561 | 3114.0538 | 3116.0626 |
| 3141.8320 | 3220.9491 | | | | | |

== Thermochemistry energies (hartree) ==

| | | |
|---------|-------------|---------------------------------|
| ZPVE = | 0.106085 | (after scaling by 0.9854) |
| G4 Ee = | -157.194053 | (total electronic energy) |
| G4 U0 = | -157.087968 | (Zero-kelvin internal energy) |
| G4 UT = | -157.082615 | (Internal energy at 298.15 K) |
| G4 HT = | -157.081671 | (Enthalpy at 298.15 K) |
| G4 GT = | -157.115288 | (Gibbs free energy at 298.15 K) |

Species 6: Transition state along $\text{ROO}\cdot \xrightarrow{\text{TS1}} \cdot\text{QOOH}$

[G4 data]

== B3LYP/6-31G(2df,p) equilibrium geometry (Angstrom) ==

| | | | |
|---|-----------|-----------|-----------|
| C | 0.372826 | 0.008355 | 0.040585 |
| C | -0.236138 | -0.498096 | 1.359266 |
| H | -1.476209 | -0.258619 | 0.796129 |
| H | -0.201663 | -1.575562 | 1.522698 |
| H | -0.084873 | 0.095961 | 2.258381 |
| C | 0.560740 | 1.527501 | 0.063677 |
| H | 1.286323 | 1.819802 | 0.829186 |
| H | 0.923609 | 1.875630 | -0.907287 |
| H | -0.391069 | 2.019755 | 0.275106 |
| C | 1.640321 | -0.733387 | -0.372403 |
| H | 1.458265 | -1.809841 | -0.421065 |
| H | 1.979433 | -0.392295 | -1.355563 |
| H | 2.441370 | -0.543791 | 0.348132 |
| O | -0.637794 | -0.364423 | -0.931450 |
| O | -1.857417 | -0.017738 | -0.305109 |

== B3LYP/6-31G(2df,p) harmonic frequencies (cm⁻¹) ==

| | | | | | | |
|------------|-----------|-----------|-----------|-----------|-----------|-----------|
| -2231.4979 | 184.3805 | 195.8098 | 235.3007 | 296.4683 | 334.5726 | 384.9046 |
| 402.6659 | 507.6488 | 567.2536 | 644.0959 | 785.5188 | 842.3258 | 907.8318 |
| 927.1174 | 954.2801 | 966.8381 | 1012.6681 | 1040.7548 | 1100.7052 | 1173.6767 |
| 1248.3147 | 1271.0324 | 1393.6387 | 1409.1623 | 1450.9344 | 1475.5336 | 1484.3728 |
| 1492.5849 | 1506.7166 | 1731.8015 | 3040.5773 | 3045.7138 | 3100.1902 | 3111.6740 |
| 3117.3681 | 3126.1038 | 3134.0792 | 3194.9446 | | | |

== Thermochemistry energies (hartree) ==

| | | |
|---------|-------------|---------------------------------|
| ZPVE = | 0.118530 | (after scaling by 0.9854) |
| G4 Ee = | -308.043652 | (total electronic energy) |
| G4 U0 = | -307.925122 | (Zero-kelvin internal energy) |
| G4 UT = | -307.918063 | (Internal energy at 298.15 K) |
| G4 HT = | -307.917119 | (Enthalpy at 298.15 K) |
| G4 GT = | -307.955747 | (Gibbs free energy at 298.15 K) |

Species 7: Transition state along $\text{ROO}\cdot \xrightarrow{\text{TS2}} \text{alkene} + \cdot\text{OOH}$

[G4 data]

== B3LYP/6-31G(2df,p) equilibrium geometry (Angstrom) ==

| | | | |
|---|-----------|-----------|-----------|
| C | 0.715738 | 0.000002 | 0.230851 |
| C | 0.069054 | 0.000018 | 1.463942 |
| H | -1.197520 | 0.000015 | 0.960216 |
| H | 0.072095 | -0.917957 | 2.049643 |
| H | 0.072099 | 0.918005 | 2.049622 |
| C | 1.206808 | 1.277295 | -0.386596 |
| H | 2.279120 | 1.397157 | -0.175674 |
| H | 1.088158 | 1.270558 | -1.473463 |
| H | 0.687984 | 2.148859 | 0.019137 |
| C | 1.206805 | -1.277306 | -0.386567 |
| H | 0.687975 | -2.148858 | 0.019183 |
| H | 1.088161 | -1.270591 | -1.473434 |
| H | 2.279115 | -1.397168 | -0.175636 |
| O | -1.236465 | -0.000011 | -0.951247 |
| O | -2.044486 | 0.000002 | 0.035076 |

== B3LYP/6-31G(2df,p) harmonic frequencies (cm⁻¹) ==

| | | | | | | |
|------------|-----------|-----------|-----------|-----------|-----------|-----------|
| -1047.5928 | 129.7085 | 164.8438 | 197.7137 | 202.5941 | 207.6974 | 366.2211 |
| 429.1272 | 444.3645 | 533.0643 | 624.9948 | 654.8688 | 817.8421 | 940.2220 |
| 984.3036 | 1022.4952 | 1025.0516 | 1071.6675 | 1100.2730 | 1274.7115 | 1321.2753 |
| 1339.9119 | 1405.7946 | 1408.9184 | 1427.8819 | 1467.4822 | 1476.6219 | 1482.9129 |
| 1496.5529 | 1578.5098 | 1619.1443 | 3011.5623 | 3016.5243 | 3085.7825 | 3088.7064 |
| 3101.4694 | 3127.4398 | 3129.9137 | 3182.1822 | | | |

== Thermochemistry energies (hartree) ==

| | | |
|---------|-------------|---------------------------------|
| ZPVE = | 0.118891 | (after scaling by 0.9854) |
| G4 Ee = | -308.053530 | (total electronic energy) |
| G4 U0 = | -307.934639 | (Zero-kelvin internal energy) |
| G4 UT = | -307.927030 | (Internal energy at 298.15 K) |
| G4 HT = | -307.926086 | (Enthalpy at 298.15 K) |
| G4 GT = | -307.966355 | (Gibbs free energy at 298.15 K) |

Species 8: Transition state along $\cdot\text{QOOH} \xrightarrow{\text{TS}_3} \text{alkene} + \cdot\text{OOH}$

[G4 data]

== B3LYP/6-31G(2df,p) equilibrium geometry (Angstrom) ==

| | | | |
|---|-----------|-----------|-----------|
| C | 0.655391 | 0.114998 | 0.153529 |
| C | 0.651841 | -0.150869 | 1.517171 |
| H | -2.199375 | 0.541696 | -0.669405 |
| H | 1.051171 | -1.081014 | 1.904207 |
| H | 0.132576 | 0.496999 | 2.214054 |
| C | 0.333834 | 1.511421 | -0.322948 |
| H | 1.215659 | 2.156294 | -0.232603 |
| H | 0.037124 | 1.507776 | -1.376560 |
| H | -0.466639 | 1.957540 | 0.273168 |
| C | 1.557486 | -0.695185 | -0.747638 |
| H | 1.685129 | -1.711784 | -0.368296 |
| H | 1.142390 | -0.751950 | -1.757133 |
| H | 2.547004 | -0.227580 | -0.812365 |
| O | -0.939829 | -0.805023 | -0.360064 |
| O | -2.102215 | -0.141249 | 0.013095 |

== B3LYP/6-31G(2df,p) harmonic frequencies (cm⁻¹) ==

| | | | | | | |
|-----------|-----------|-----------|-----------|-----------|-----------|-----------|
| -499.2560 | 91.7817 | 148.6988 | 188.8117 | 198.3513 | 239.8039 | 314.9821 |
| 382.0992 | 391.3239 | 443.0534 | 451.0363 | 520.8982 | 787.4810 | 795.4557 |
| 944.1816 | 957.3720 | 970.4672 | 1017.6732 | 1060.7209 | 1076.0022 | 1300.4432 |
| 1378.8552 | 1398.4841 | 1408.6609 | 1416.6923 | 1474.0676 | 1485.0029 | 1486.2539 |
| 1506.0389 | 1527.2856 | 3030.7054 | 3036.5057 | 3090.9752 | 3102.7552 | 3117.9343 |
| 3129.2631 | 3153.8546 | 3249.4264 | 3686.5222 | | | |

== Thermochemistry energies (hartree) ==

| | | |
|---------|-------------|---------------------------------|
| ZPVE = | 0.121135 | (after scaling by 0.9854) |
| G4 Ee = | -308.048454 | (total electronic energy) |
| G4 U0 = | -307.927319 | (Zero-kelvin internal energy) |
| G4 UT = | -307.919131 | (Internal energy at 298.15 K) |
| G4 HT = | -307.918186 | (Enthalpy at 298.15 K) |
| G4 GT = | -307.959591 | (Gibbs free energy at 298.15 K) |

Species 9: Transition state along $\cdot\text{QOOH} \xrightarrow{\text{TS4}} \text{cycloether} + \cdot\text{OH}$

[G4 data]

== B3LYP/6-31G(2df,p) equilibrium geometry (Angstrom) ==

| | | | |
|---|-----------|-----------|-----------|
| C | 0.485965 | 0.045591 | 0.032172 |
| C | 1.266556 | -1.198657 | -0.179346 |
| H | -2.450303 | -0.532641 | 0.482831 |
| H | 1.591359 | -1.479354 | -1.172988 |
| H | 1.407715 | -1.898260 | 0.634468 |
| C | 0.433215 | 0.550378 | 1.469510 |
| H | 1.351356 | 1.084647 | 1.732291 |
| H | -0.415487 | 1.229279 | 1.578821 |
| H | 0.300981 | -0.283015 | 2.165628 |
| C | 0.703056 | 1.154051 | -0.990371 |
| H | 0.724776 | 0.740947 | -2.002170 |
| H | -0.120453 | 1.869982 | -0.930370 |
| H | 1.642704 | 1.683020 | -0.801943 |
| O | -0.598535 | -0.797886 | -0.298478 |
| O | -2.072139 | 0.082538 | -0.161317 |

== B3LYP/6-31G(2df,p) harmonic frequencies (cm⁻¹) ==

| | | | | | | |
|-----------|-----------|-----------|-----------|-----------|-----------|-----------|
| -747.0767 | 112.2816 | 183.9330 | 198.5332 | 211.2047 | 241.9407 | 332.8771 |
| 347.3695 | 399.4794 | 407.4408 | 477.4378 | 534.1167 | 743.0905 | 759.8824 |
| 878.3086 | 909.0007 | 952.2113 | 987.2751 | 1025.8250 | 1038.6092 | 1159.9725 |
| 1264.9142 | 1330.8419 | 1395.1037 | 1407.1728 | 1461.8071 | 1470.9165 | 1487.3514 |
| 1496.2527 | 1508.7835 | 3040.5299 | 3045.8839 | 3113.1257 | 3118.4283 | 3129.4457 |
| 3133.9574 | 3165.9413 | 3284.8293 | 3785.0211 | | | |

== Thermochemistry energies (hartree) ==

| | | |
|---------|-------------|---------------------------------|
| ZPVE = | 0.120195 | (after scaling by 0.9854) |
| G4 Ee = | -308.054482 | (total electronic energy) |
| G4 U0 = | -307.934287 | (Zero-kelvin internal energy) |
| G4 UT = | -307.926141 | (Internal energy at 298.15 K) |
| G4 HT = | -307.925197 | (Enthalpy at 298.15 K) |
| G4 GT = | -307.966177 | (Gibbs free energy at 298.15 K) |

Hydrocarbon 5: neopentyl

Species 1: ·R

[G4 data]

== B3LYP/6-31G(2df,p) equilibrium geometry (Angstrom) ==

| | | | |
|---|-----------|-----------|-----------|
| C | -0.000001 | 1.327303 | -0.747447 |
| C | 0.000000 | -0.001428 | 0.054926 |
| C | 1.260900 | -0.808472 | -0.314136 |
| C | -1.260899 | -0.808474 | -0.314136 |
| C | -0.000000 | 0.303555 | 1.523194 |
| H | 0.885036 | 1.927597 | -0.514074 |
| H | -0.885039 | 1.927596 | -0.514074 |
| H | -0.000001 | 1.126867 | -1.825838 |
| H | 0.928479 | 0.509853 | 2.045474 |
| H | -0.928479 | 0.509853 | 2.045474 |
| H | -2.170734 | -0.254196 | -0.059226 |
| H | -1.287893 | -1.762520 | 0.221893 |
| H | -1.289093 | -1.021621 | -1.388353 |
| H | 2.170734 | -0.254192 | -0.059227 |
| H | 1.289094 | -1.021619 | -1.388353 |
| H | 1.287896 | -1.762518 | 0.221893 |

== B3LYP/6-31G(2df,p) harmonic frequencies (cm⁻¹) ==

| | | | | | | |
|-----------|-----------|-----------|-----------|-----------|-----------|-----------|
| 108.8434 | 214.9250 | 267.1957 | 273.5449 | 304.0713 | 326.6916 | 382.7231 |
| 410.3325 | 412.2809 | 534.1308 | 739.0901 | 908.3338 | 914.5118 | 948.0851 |
| 949.5275 | 956.9399 | 1030.8638 | 1076.2013 | 1202.0073 | 1265.8686 | 1277.4661 |
| 1388.8223 | 1395.4537 | 1417.5476 | 1463.5088 | 1476.6626 | 1483.5356 | 1485.4398 |
| 1500.6950 | 1501.8751 | 1517.3833 | 3018.6206 | 3023.2768 | 3029.3599 | 3087.5817 |
| 3091.6276 | 3096.4831 | 3097.9181 | 3102.6619 | 3104.3333 | 3136.0195 | 3239.9475 |

== Thermochemistry energies (hartree) ==

| | | |
|---------|-------------|---------------------------------|
| ZPVE = | 0.141794 | (after scaling by 0.9854) |
| G4 Ee = | -197.062310 | (total electronic energy) |
| G4 U0 = | -196.920516 | (Zero-kelvin internal energy) |
| G4 UT = | -196.913009 | (Internal energy at 298.15 K) |
| G4 HT = | -196.912065 | (Enthalpy at 298.15 K) |
| G4 GT = | -196.950975 | (Gibbs free energy at 298.15 K) |

Species 2: ROO·

[G4 data]

== B3LYP/6-31G(2df,p) equilibrium geometry (Angstrom) ==

| | | | |
|---|-----------|-----------|-----------|
| C | 1.031340 | -0.954656 | 1.158476 |
| C | 0.740929 | 0.031559 | 0.012901 |
| C | 1.943159 | 0.086254 | -0.948526 |
| C | 0.463499 | 1.434591 | 0.579359 |
| C | -0.460430 | -0.464470 | -0.809507 |
| H | 1.255373 | -1.956030 | 0.774073 |
| H | 0.177052 | -1.036749 | 1.835999 |
| H | 1.895326 | -0.619728 | 1.741314 |
| H | -0.721579 | 0.227160 | -1.613862 |
| H | -0.266128 | -1.462048 | -1.217512 |
| H | -0.399436 | 1.434272 | 1.250049 |
| H | 0.262776 | 2.154425 | -0.220804 |
| H | 1.331651 | 1.790596 | 1.144017 |
| H | 2.166081 | -0.899971 | -1.370538 |
| H | 2.836764 | 0.430900 | -0.418552 |
| H | 1.761646 | 0.777242 | -1.778999 |
| O | -1.653556 | -0.636250 | 0.004260 |
| O | -2.422758 | 0.431283 | -0.014435 |

== B3LYP/6-31G(2df,p) harmonic frequencies (cm⁻¹) ==

| | | | | | | |
|-----------|-----------|-----------|-----------|-----------|-----------|-----------|
| 71.0672 | 105.9698 | 208.5114 | 230.3362 | 259.0705 | 265.3123 | 305.0684 |
| 334.7490 | 388.1753 | 403.4789 | 473.9095 | 560.7057 | 741.0184 | 887.2920 |
| 917.9428 | 936.2692 | 945.2184 | 962.1148 | 964.7476 | 1047.4077 | 1085.2796 |
| 1175.3989 | 1233.4666 | 1251.7446 | 1275.7094 | 1319.2327 | 1367.7606 | 1400.1459 |
| 1403.4345 | 1434.2694 | 1464.7903 | 1478.7436 | 1484.0297 | 1487.1887 | 1505.6944 |
| 1506.0226 | 1518.3309 | 3025.4825 | 3030.6918 | 3036.5259 | 3050.6099 | 3093.1071 |
| 3096.9592 | 3098.7771 | 3103.8421 | 3115.1956 | 3120.1131 | 3121.5613 | |

== Thermochemistry energies (hartree) ==

| | | |
|---------|-------------|---------------------------------|
| ZPVE = | 0.153310 | (after scaling by 0.9854) |
| G4 Ee = | -347.407740 | (total electronic energy) |
| G4 U0 = | -347.254430 | (Zero-kelvin internal energy) |
| G4 UT = | -347.245569 | (Internal energy at 298.15 K) |
| G4 HT = | -347.244625 | (Enthalpy at 298.15 K) |
| G4 GT = | -347.287973 | (Gibbs free energy at 298.15 K) |

Species 3: ·QOOH

[G4 data]

== B3LYP/6-31G(2df,p) equilibrium geometry (Angstrom) ==

| | | | |
|---|-----------|-----------|-----------|
| C | 1.058956 | -0.795635 | 1.261815 |
| C | 0.750427 | 0.070645 | 0.027621 |
| C | 1.989039 | 0.117309 | -0.907068 |
| C | 0.389655 | 1.466929 | 0.439461 |
| C | -0.399121 | -0.580378 | -0.786791 |
| H | 1.388161 | -1.796984 | 0.964601 |
| H | 0.170998 | -0.907675 | 1.889365 |
| H | 1.854964 | -0.345675 | 1.863834 |
| H | -0.618907 | -0.000107 | -1.691078 |
| H | -0.104071 | -1.595535 | -1.081678 |
| H | -1.828761 | 0.959240 | 0.675492 |
| H | 0.075829 | 2.188022 | -0.309390 |
| H | 0.687815 | 1.850989 | 1.409651 |
| H | 2.261905 | -0.891576 | -1.238529 |
| H | 2.849418 | 0.546707 | -0.385928 |
| H | 1.794204 | 0.727021 | -1.795212 |
| O | -1.594058 | -0.774146 | -0.048382 |
| O | -2.314103 | 0.473191 | -0.015537 |

== B3LYP/6-31G(2df,p) harmonic frequencies (cm⁻¹) ==

| | | | | | | |
|-----------|-----------|-----------|-----------|-----------|-----------|-----------|
| 87.2033 | 165.1329 | 179.9923 | 217.8994 | 242.9359 | 258.0843 | 290.5005 |
| 336.8659 | 358.8319 | 394.8861 | 398.5728 | 456.1117 | 557.6268 | 627.7745 |
| 759.4759 | 876.2293 | 898.9845 | 931.1946 | 950.3799 | 953.3950 | 1013.4022 |
| 1027.7867 | 1064.3348 | 1166.8421 | 1242.7676 | 1254.4294 | 1325.2228 | 1371.1990 |
| 1391.6466 | 1413.0373 | 1422.6122 | 1449.7288 | 1466.0289 | 1483.4954 | 1489.0000 |
| 1501.2830 | 1508.6335 | 3017.6678 | 3024.7557 | 3035.0804 | 3073.2178 | 3093.7165 |
| 3100.4292 | 3110.1718 | 3119.1926 | 3132.3407 | 3236.7064 | 3620.5148 | |

== Thermochemistry energies (hartree) ==

| | | |
|---------|-------------|---------------------------------|
| ZPVE = | 0.150627 | (after scaling by 0.9854) |
| G4 Ee = | -347.377975 | (total electronic energy) |
| G4 U0 = | -347.227348 | (Zero-kelvin internal energy) |
| G4 UT = | -347.218009 | (Internal energy at 298.15 K) |
| G4 HT = | -347.217065 | (Enthalpy at 298.15 K) |
| G4 GT = | -347.260839 | (Gibbs free energy at 298.15 K) |

Species 4: *cy*-ether

[G4 data]

== B3LYP/6-31G(2df,p) equilibrium geometry (Angstrom) ==

| | | | |
|---|-----------|-----------|-----------|
| C | 1.260971 | 1.234725 | 0.000000 |
| C | -0.018871 | 0.401496 | 0.000000 |
| C | -1.266125 | 1.280025 | 0.000000 |
| C | -0.018871 | -0.755505 | 1.035261 |
| C | -0.018871 | -0.755505 | -1.035261 |
| H | 1.310190 | 1.879850 | -0.884691 |
| H | 2.149910 | 0.595683 | 0.000000 |
| H | 1.310190 | 1.879850 | 0.884691 |
| H | -0.941948 | -0.854767 | -1.622703 |
| H | 0.840768 | -0.790918 | -1.716928 |
| H | -1.291317 | 1.927512 | -0.884033 |
| H | -1.291317 | 1.927512 | 0.884033 |
| H | -2.179524 | 0.676493 | 0.000000 |
| O | 0.070603 | -1.753368 | 0.000000 |
| H | -0.941948 | -0.854767 | 1.622703 |
| H | 0.840768 | -0.790918 | 1.716928 |

== B3LYP/6-31G(2df,p) harmonic frequencies (cm⁻¹) ==

| | | | | | | |
|-----------|-----------|-----------|-----------|-----------|-----------|-----------|
| 28.6333 | 219.3045 | 256.1844 | 311.0449 | 338.3020 | 387.5222 | 404.7938 |
| 639.5212 | 854.4911 | 884.4220 | 927.6825 | 937.9738 | 963.4545 | 973.1452 |
| 1026.3975 | 1042.2966 | 1062.6307 | 1157.5666 | 1162.2205 | 1219.8074 | 1267.1305 |
| 1294.0793 | 1311.5138 | 1381.8290 | 1404.2603 | 1425.8525 | 1485.3019 | 1487.9024 |
| 1501.5666 | 1503.5411 | 1517.7734 | 1538.1478 | 2992.3117 | 3003.0006 | 3020.5041 |
| 3026.7430 | 3040.9596 | 3042.5344 | 3085.9390 | 3090.9349 | 3097.3005 | 3099.4677 |

== Thermochemistry energies (hartree) ==

| | | |
|---------|-------------|---------------------------------|
| ZPVE = | 0.140118 | (after scaling by 0.9854) |
| G4 Ee = | -271.686562 | (total electronic energy) |
| G4 U0 = | -271.546444 | (Zero-kelvin internal energy) |
| G4 UT = | -271.539570 | (Internal energy at 298.15 K) |
| G4 HT = | -271.538626 | (Enthalpy at 298.15 K) |
| G4 GT = | -271.577463 | (Gibbs free energy at 298.15 K) |

Species 5: alkene

[G4 data]

== B3LYP/6-31G(2df,p) equilibrium geometry (Angstrom) ==

| | | | |
|---|-----------|-----------|-----------|
| C | -0.325409 | 0.915297 | 1.275407 |
| C | -0.050548 | 0.142166 | 0.000000 |
| C | -0.325409 | 0.915297 | -1.275407 |
| C | -0.325409 | -1.342603 | -0.000000 |
| C | 1.099908 | -0.835867 | -0.000000 |
| H | 0.291689 | 1.820219 | 1.330407 |
| H | -0.110892 | 0.311918 | 2.163089 |
| H | -1.375252 | 1.227584 | 1.330414 |
| H | 0.291689 | 1.820219 | -1.330407 |
| H | -1.375252 | 1.227584 | -1.330414 |
| H | -0.110892 | 0.311918 | -2.163089 |
| H | 1.680279 | -0.947242 | 0.910105 |
| H | 1.680279 | -0.947242 | -0.910105 |
| H | -0.705220 | -1.795349 | -0.910105 |
| H | -0.705220 | -1.795349 | 0.910105 |

== B3LYP/6-31G(2df,p) harmonic frequencies (cm⁻¹) ==

| | | | | | | |
|-----------|-----------|-----------|-----------|-----------|-----------|-----------|
| 215.9368 | 241.7437 | 325.9036 | 348.4854 | 357.0697 | 393.0891 | 688.9301 |
| 786.0570 | 853.8812 | 896.0332 | 949.2381 | 951.2559 | 974.3221 | 1047.4254 |
| 1066.9667 | 1077.4372 | 1093.2575 | 1158.7847 | 1187.9761 | 1319.4493 | 1353.2494 |
| 1411.7120 | 1425.2540 | 1468.5277 | 1481.3189 | 1493.8431 | 1500.4731 | 1501.8576 |
| 1517.4532 | 3016.0462 | 3020.9301 | 3074.9091 | 3078.0182 | 3095.2401 | 3097.6902 |
| 3123.3827 | 3128.4574 | 3200.5679 | 3215.2747 | | | |

== Thermochemistry energies (hartree) ==

| | | |
|---------|-------------|---------------------------------|
| ZPVE = | 0.135003 | (after scaling by 0.9854) |
| G4 Ee = | -196.490148 | (total electronic energy) |
| G4 U0 = | -196.355145 | (Zero-kelvin internal energy) |
| G4 UT = | -196.349127 | (Internal energy at 298.15 K) |
| G4 HT = | -196.348183 | (Enthalpy at 298.15 K) |
| G4 GT = | -196.383513 | (Gibbs free energy at 298.15 K) |

Species 6: Transition state along $\text{ROO} \cdot \xrightarrow{\text{TS1}} \cdot\text{QOOH}$

[G4 data]

== B3LYP/6-31G(2df,p) equilibrium geometry (Angstrom) ==

| | | | |
|---|-----------|-----------|-----------|
| C | 0.707621 | 0.050795 | 0.025585 |
| C | 0.155263 | 1.381000 | 0.498056 |
| H | 0.358657 | 1.668153 | 1.528742 |
| H | 0.208694 | 2.209586 | -0.209104 |
| H | -1.223708 | 1.089792 | 0.445048 |
| C | 1.053353 | -0.845661 | 1.227089 |
| H | 0.164997 | -1.039709 | 1.833694 |
| H | 1.453621 | -1.809738 | 0.895174 |
| H | 1.807755 | -0.369639 | 1.861566 |
| C | 1.946795 | 0.256023 | -0.872942 |
| H | 2.319164 | -0.704687 | -1.246667 |
| H | 1.713831 | 0.889239 | -1.735130 |
| H | 2.755409 | 0.734304 | -0.312339 |
| C | -0.388279 | -0.653030 | -0.835716 |
| H | -0.577274 | -0.091908 | -1.759244 |
| H | -0.089781 | -1.678456 | -1.078457 |
| O | -2.131098 | 0.519684 | 0.034157 |
| O | -1.586388 | -0.773646 | -0.093621 |

== B3LYP/6-31G(2df,p) harmonic frequencies (cm⁻¹) ==

| | | | | | | |
|------------|-----------|-----------|-----------|-----------|-----------|-----------|
| -1605.6490 | 108.1243 | 224.5915 | 244.1848 | 273.4482 | 304.0114 | 322.7042 |
| 387.6454 | 427.3557 | 451.9003 | 484.9495 | 543.5839 | 645.4734 | 760.9019 |
| 882.1819 | 919.7971 | 939.4532 | 946.1228 | 968.3819 | 999.0851 | 1029.0634 |
| 1049.6840 | 1070.6299 | 1121.3092 | 1202.3877 | 1225.8430 | 1245.8331 | 1310.6409 |
| 1358.8456 | 1395.0754 | 1414.9614 | 1455.5571 | 1466.1439 | 1485.4191 | 1491.9985 |
| 1502.2175 | 1508.6928 | 1590.9000 | 3021.6921 | 3027.2940 | 3034.8578 | 3089.1816 |
| 3091.2640 | 3095.5801 | 3100.8652 | 3108.2014 | 3121.1036 | 3180.4491 | |

== Thermochemistry energies (hartree) ==

| | | |
|---------|-------------|---------------------------------|
| ZPVE = | 0.147332 | (after scaling by 0.9854) |
| G4 Ee = | -347.361867 | (total electronic energy) |
| G4 U0 = | -347.214535 | (Zero-kelvin internal energy) |
| G4 UT = | -347.206575 | (Internal energy at 298.15 K) |
| G4 HT = | -347.205631 | (Enthalpy at 298.15 K) |
| G4 GT = | -347.246559 | (Gibbs free energy at 298.15 K) |

Species 7: Transition state along $\text{ROO}\cdot \xrightarrow{\text{TS2}} \text{alkene} + \cdot\text{OOH}$

[G4 data]

== B3LYP/6-31G(2df,p) equilibrium geometry (Angstrom) ==

| | | | |
|---|-----------|-----------|-----------|
| C | 0.031913 | -0.000044 | -0.941171 |
| H | 0.418042 | 0.920243 | -1.354649 |
| H | 0.418031 | -0.920370 | -1.354573 |
| C | -1.120674 | -0.000001 | -0.041159 |
| C | -0.004454 | 0.000019 | 1.036315 |
| H | -0.046919 | -0.910747 | 1.637091 |
| H | 1.209505 | 0.000044 | 0.800401 |
| H | -0.046941 | 0.910793 | 1.637079 |
| C | -1.967402 | -1.269469 | -0.051895 |
| H | -2.613986 | -1.309104 | 0.831076 |
| H | -2.606181 | -1.304493 | -0.941146 |
| H | -1.340051 | -2.166300 | -0.051616 |
| O | 2.607255 | 0.000043 | 0.589778 |
| O | 2.559806 | -0.000045 | -0.682576 |
| C | -1.967366 | 1.269491 | -0.051973 |
| H | -2.606153 | 1.304472 | -0.941220 |
| H | -2.613940 | 1.309203 | 0.831002 |
| H | -1.339990 | 2.166304 | -0.051762 |

== B3LYP/6-31G(2df,p) harmonic frequencies (cm⁻¹) ==

| | | | | | | |
|------------|-----------|-----------|-----------|-----------|-----------|-----------|
| -1197.7290 | 47.6764 | 88.8905 | 161.5293 | 225.5008 | 239.4134 | 296.1958 |
| 325.1977 | 347.0991 | 402.1830 | 425.7155 | 457.9610 | 467.5945 | 717.3041 |
| 756.3570 | 840.8098 | 867.8665 | 926.3670 | 950.3572 | 955.4542 | 979.4916 |
| 1006.4199 | 1044.9811 | 1068.7682 | 1189.1560 | 1266.6604 | 1331.1664 | 1344.6917 |
| 1400.7154 | 1418.7140 | 1419.7343 | 1425.3798 | 1474.1593 | 1484.0381 | 1489.8701 |
| 1503.8453 | 1511.3359 | 1697.1889 | 3027.1118 | 3031.5950 | 3051.1331 | 3096.4920 |
| 3100.9060 | 3103.6402 | 3106.3536 | 3150.4408 | 3196.6449 | 3305.1083 | |

== Thermochemistry energies (hartree) ==

| | | |
|---------|-------------|---------------------------------|
| ZPVE = | 0.145302 | (after scaling by 0.9854) |
| G4 Ee = | -347.292646 | (total electronic energy) |
| G4 U0 = | -347.147344 | (Zero-kelvin internal energy) |
| G4 UT = | -347.138193 | (Internal energy at 298.15 K) |
| G4 HT = | -347.137248 | (Enthalpy at 298.15 K) |
| G4 GT = | -347.181759 | (Gibbs free energy at 298.15 K) |

Species 8: Transition state along $\cdot\text{QOOH} \xrightarrow{\text{TS}_3} \text{alkene} + \cdot\text{OOH}$

[G4 data]

== B3LYP/6-31G(2df,p) equilibrium geometry (Angstrom) ==

| | | | |
|---|-----------|-----------|-----------|
| C | -1.049011 | 0.043601 | 0.025651 |
| C | -0.165364 | -0.227727 | 1.186515 |
| H | -0.052370 | -1.231720 | 1.571359 |
| H | 0.461435 | 0.551108 | 1.597018 |
| H | 3.001752 | 0.679735 | -0.779598 |
| C | -1.509689 | 1.496357 | -0.088671 |
| H | -0.668254 | 2.185775 | 0.031322 |
| H | -1.966629 | 1.683744 | -1.066613 |
| H | -2.249494 | 1.728664 | 0.684675 |
| C | -2.199168 | -0.949252 | -0.138701 |
| H | -2.681058 | -0.830474 | -1.115199 |
| H | -1.843969 | -1.981645 | -0.059463 |
| H | -2.955810 | -0.793124 | 0.637823 |
| C | 0.173274 | -0.280069 | -0.789057 |
| H | 0.174512 | -1.239297 | -1.294003 |
| H | 0.614926 | 0.545834 | -1.335153 |
| O | 2.653934 | 0.481247 | 0.102985 |
| O | 1.929154 | -0.705755 | -0.108809 |

== B3LYP/6-31G(2df,p) harmonic frequencies (cm⁻¹) ==

| | | | | | | |
|-----------|-----------|-----------|-----------|-----------|-----------|-----------|
| -706.3751 | 53.2946 | 67.3227 | 223.1554 | 225.6268 | 242.4401 | 286.2744 |
| 331.6585 | 347.5225 | 380.3616 | 398.9499 | 414.2176 | 452.1004 | 581.1468 |
| 684.6869 | 743.5738 | 851.7382 | 903.6147 | 923.0232 | 945.6122 | 959.9244 |
| 1028.6694 | 1035.2920 | 1074.7812 | 1098.1586 | 1193.1657 | 1298.8853 | 1310.5084 |
| 1379.7566 | 1400.5499 | 1411.8510 | 1426.3033 | 1471.6460 | 1484.1403 | 1486.8906 |
| 1501.5590 | 1507.2382 | 3025.1643 | 3029.8026 | 3095.3140 | 3099.5748 | 3101.5003 |
| 3105.4016 | 3124.9203 | 3179.9183 | 3235.8153 | 3293.2930 | 3701.1615 | |

== Thermochemistry energies (hartree) ==

| | | |
|---------|-------------|---------------------------------|
| ZPVE = | 0.148428 | (after scaling by 0.9854) |
| G4 Ee = | -347.294700 | (total electronic energy) |
| G4 U0 = | -347.146272 | (Zero-kelvin internal energy) |
| G4 UT = | -347.136934 | (Internal energy at 298.15 K) |
| G4 HT = | -347.135990 | (Enthalpy at 298.15 K) |
| G4 GT = | -347.180652 | (Gibbs free energy at 298.15 K) |

Species 9: Transition state along $\cdot\text{QOOH} \xrightarrow{\text{TS4}} \text{cycloether} + \cdot\text{OH}$

[G4 data]

== B3LYP/6-31G(2df,p) equilibrium geometry (Angstrom) ==

| | | | |
|---|-----------|-----------|-----------|
| C | 0.905787 | -0.005947 | -0.008853 |
| C | 0.391071 | -0.276269 | 1.390187 |
| H | 0.309437 | -1.300194 | 1.739532 |
| H | 0.404407 | 0.496215 | 2.150188 |
| H | -3.226307 | -0.595091 | 0.187906 |
| C | 2.003511 | -0.981204 | -0.452335 |
| H | 1.685113 | -2.021438 | -0.329320 |
| H | 2.253873 | -0.828862 | -1.508184 |
| H | 2.917413 | -0.834726 | 0.133115 |
| C | 1.366448 | 1.451386 | -0.144679 |
| H | 1.659802 | 1.672227 | -1.176148 |
| H | 0.559454 | 2.135418 | 0.134657 |
| H | 2.227209 | 1.653121 | 0.502060 |
| C | -0.438902 | -0.224744 | -0.730181 |
| H | -0.663275 | 0.499304 | -1.519671 |
| H | -0.548413 | -1.240062 | -1.134908 |
| O | -2.811338 | 0.104768 | -0.334660 |
| O | -1.306938 | -0.031674 | 0.396651 |

== B3LYP/6-31G(2df,p) harmonic frequencies (cm⁻¹) ==

| | | | | | | |
|-----------|-----------|-----------|-----------|-----------|-----------|-----------|
| -797.1603 | 69.5151 | 155.1632 | 161.2733 | 212.0226 | 238.1732 | 280.8123 |
| 312.9241 | 325.1845 | 397.4341 | 409.7355 | 427.1864 | 541.7103 | 569.9247 |
| 782.0455 | 824.4674 | 908.3469 | 927.0065 | 953.0595 | 965.8197 | 1000.7186 |
| 1018.3693 | 1057.6717 | 1098.0342 | 1186.8083 | 1224.9432 | 1243.5286 | 1285.1634 |
| 1345.3556 | 1397.7914 | 1414.7608 | 1466.6020 | 1486.0585 | 1487.0909 | 1500.8982 |
| 1509.9006 | 1521.1248 | 3005.8321 | 3025.3408 | 3031.3651 | 3075.1656 | 3094.2501 |
| 3099.7287 | 3101.2192 | 3110.8377 | 3142.8649 | 3249.2998 | 3789.3543 | |

== Thermochemistry energies (hartree) ==

| | | |
|---------|-------------|---------------------------------|
| ZPVE = | 0.149133 | (after scaling by 0.9854) |
| G4 Ee = | -347.344800 | (total electronic energy) |
| G4 U0 = | -347.195667 | (Zero-kelvin internal energy) |
| G4 UT = | -347.186551 | (Internal energy at 298.15 K) |
| G4 HT = | -347.185607 | (Enthalpy at 298.15 K) |
| G4 GT = | -347.229320 | (Gibbs free energy at 298.15 K) |

Hydrocarbon 6:cyclohexyl

Species 1: ·R

[G4 data]

== B3LYP/6-31G(2df,p) equilibrium geometry (Angstrom) ==

| | | | |
|---|-----------|-----------|-----------|
| C | -1.289714 | 0.777406 | 0.154692 |
| C | -0.000000 | 1.463349 | -0.164195 |
| C | 1.289714 | 0.777406 | 0.154691 |
| C | 1.266342 | -0.712975 | -0.243361 |
| C | 0.000000 | -1.409192 | 0.273809 |
| C | -1.266342 | -0.712975 | -0.243360 |
| H | -2.163581 | -1.215348 | 0.135350 |
| H | -1.296382 | -0.791972 | -1.337963 |
| H | 0.000000 | -1.396410 | 1.373338 |
| H | 0.000000 | -2.463805 | -0.024652 |
| H | 2.163581 | -1.215348 | 0.135349 |
| H | 1.296381 | -0.791972 | -1.337964 |
| H | 1.485957 | 0.835247 | 1.243224 |
| H | 2.132813 | 1.289252 | -0.323031 |
| H | -0.000000 | 2.527742 | -0.377500 |
| H | -2.132813 | 1.289252 | -0.323030 |
| H | -1.485956 | 0.835247 | 1.243225 |

== B3LYP/6-31G(2df,p) harmonic frequencies (cm⁻¹) ==

| | | | | | | |
|-----------|-----------|-----------|-----------|-----------|-----------|-----------|
| 171.5231 | 206.4998 | 327.7852 | 388.1792 | 433.8644 | 455.9492 | 606.4854 |
| 779.0405 | 808.7995 | 851.5860 | 873.8909 | 876.2477 | 923.2190 | 1015.0144 |
| 1033.3325 | 1057.7189 | 1090.2710 | 1110.2676 | 1128.5356 | 1150.6358 | 1252.4261 |
| 1281.0151 | 1291.6657 | 1338.6534 | 1344.8544 | 1354.0171 | 1378.5517 | 1389.3111 |
| 1393.8900 | 1464.4832 | 1468.8779 | 1485.4495 | 1488.3374 | 1500.6566 | 2903.6520 |
| 2908.8652 | 3004.9342 | 3018.1370 | 3019.0742 | 3051.2830 | 3051.8901 | 3058.6398 |
| 3062.1411 | 3066.9810 | 3170.7073 | | | | |

== Thermochemistry energies (hartree) ==

| | | |
|---------|-------------|---------------------------------|
| ZPVE = | 0.152737 | (after scaling by 0.9854) |
| G4 Ee = | -235.164307 | (total electronic energy) |
| G4 U0 = | -235.011570 | (Zero-kelvin internal energy) |
| G4 UT = | -235.005405 | (Internal energy at 298.15 K) |
| G4 HT = | -235.004461 | (Enthalpy at 298.15 K) |
| G4 GT = | -235.041393 | (Gibbs free energy at 298.15 K) |

Species 2: ROO·

[G4 data]

== B3LYP/6-31G(2df,p) equilibrium geometry (Angstrom) ==

| | | | |
|---|-----------|-----------|-----------|
| C | -0.130395 | 1.153038 | -0.275173 |
| C | -0.648726 | -0.188011 | 0.236961 |
| C | 0.237173 | -1.354433 | -0.184449 |
| C | 1.683088 | -1.122138 | 0.284905 |
| C | 2.229623 | 0.224816 | -0.210738 |
| C | 1.311921 | 1.385733 | 0.200442 |
| H | 1.685777 | 2.332501 | -0.203040 |
| H | 1.322967 | 1.488545 | 1.294130 |
| H | 2.313541 | 0.200565 | -1.305775 |
| H | 3.241494 | 0.386025 | 0.176383 |
| H | 2.317838 | -1.944806 | -0.060218 |
| H | 1.715229 | -1.145012 | 1.382700 |
| H | 0.209078 | -1.438383 | -1.278383 |
| H | -0.160180 | -2.290844 | 0.219915 |
| H | -0.772750 | -0.159330 | 1.325095 |
| O | -1.981234 | -0.452330 | -0.311363 |
| O | -2.894504 | 0.312873 | 0.241911 |
| H | -0.798125 | 1.949383 | 0.065459 |
| H | -0.165065 | 1.143000 | -1.372339 |

== B3LYP/6-31G(2df,p) harmonic frequencies (cm⁻¹) ==

| | | | | | | |
|-----------|-----------|-----------|-----------|-----------|-----------|-----------|
| 80.7701 | 130.9883 | 223.3433 | 248.8593 | 321.3116 | 364.8351 | 438.5234 |
| 453.7305 | 505.0543 | 565.5788 | 796.4357 | 807.1287 | 848.6957 | 895.1154 |
| 902.9297 | 923.3738 | 936.5556 | 1021.0678 | 1046.5752 | 1062.7796 | 1085.3921 |
| 1103.5047 | 1171.7975 | 1200.0577 | 1217.8973 | 1269.0096 | 1281.3432 | 1285.2168 |
| 1327.1885 | 1331.5568 | 1365.5534 | 1376.3046 | 1378.0483 | 1382.2905 | 1392.3982 |
| 1484.2524 | 1486.6988 | 1489.7141 | 1494.9060 | 1509.3067 | 3013.7951 | 3016.5105 |
| 3021.6774 | 3028.7015 | 3031.2122 | 3054.0778 | 3068.9770 | 3071.1843 | 3074.9894 |
| 3084.2876 | 3095.7828 | | | | | |

== Thermochemistry energies (hartree) ==

| | | |
|---------|-------------|---------------------------------|
| ZPVE = | 0.163356 | (after scaling by 0.9854) |
| G4 Ee = | -385.512275 | (total electronic energy) |
| G4 U0 = | -385.348919 | (Zero-kelvin internal energy) |
| G4 UT = | -385.341113 | (Internal energy at 298.15 K) |
| G4 HT = | -385.340169 | (Enthalpy at 298.15 K) |
| G4 GT = | -385.381858 | (Gibbs free energy at 298.15 K) |

Species 3: ·QOOH

[G4 data]

== B3LYP/6-31G(2df,p) equilibrium geometry (Angstrom) ==

| | | | |
|---|-----------|-----------|-----------|
| C | -0.630199 | -0.211836 | 0.248051 |
| C | 0.313718 | -1.354822 | -0.159007 |
| C | 1.749632 | -1.064434 | 0.301947 |
| C | 2.265993 | 0.262949 | -0.268201 |
| C | 1.342449 | 1.434527 | 0.125148 |
| C | -0.092586 | 1.122644 | -0.150119 |
| H | -0.799995 | 1.904923 | -0.397283 |
| H | 1.642853 | 2.353375 | -0.389769 |
| H | 1.488226 | 1.637649 | 1.203542 |
| H | 2.309372 | 0.191697 | -1.362313 |
| H | 3.286533 | 0.456830 | 0.079826 |
| H | 2.404131 | -1.889007 | -0.000691 |
| H | 1.782175 | -1.029085 | 1.400015 |
| H | 0.284659 | -1.446989 | -1.251248 |
| H | -0.052790 | -2.297954 | 0.258356 |
| O | -1.881289 | -0.520054 | -0.370825 |
| O | -2.858028 | 0.437834 | 0.095357 |
| H | -3.350193 | -0.103416 | 0.729377 |
| H | -0.774478 | -0.254438 | 1.347002 |

== B3LYP/6-31G(2df,p) harmonic frequencies (cm⁻¹) ==

| | | | | | | |
|-----------|-----------|-----------|-----------|-----------|-----------|-----------|
| 94.8538 | 117.1044 | 184.7921 | 215.5772 | 240.4024 | 313.8362 | 347.0143 |
| 371.8135 | 452.2197 | 490.7825 | 528.9217 | 602.6175 | 793.1464 | 838.2094 |
| 868.0820 | 904.0681 | 909.5558 | 946.8242 | 969.0318 | 1038.0551 | 1059.9902 |
| 1069.0537 | 1102.4693 | 1109.2457 | 1148.9798 | 1202.4084 | 1255.6556 | 1274.8375 |
| 1311.7425 | 1323.4937 | 1346.0670 | 1351.2462 | 1367.7587 | 1380.6333 | 1384.4985 |
| 1396.4366 | 1469.1458 | 1486.4575 | 1489.9257 | 1500.6822 | 2876.4886 | 2913.4322 |
| 3011.1879 | 3024.9376 | 3036.6561 | 3060.0471 | 3066.0736 | 3071.1654 | 3085.3667 |
| 3205.8644 | 3744.2720 | | | | | |

== Thermochemistry energies (hartree) ==

| | | |
|---------|-------------|---------------------------------|
| ZPVE = | 0.160181 | (after scaling by 0.9854) |
| G4 Ee = | -385.485087 | (total electronic energy) |
| G4 U0 = | -385.324906 | (Zero-kelvin internal energy) |
| G4 UT = | -385.316250 | (Internal energy at 298.15 K) |
| G4 HT = | -385.315306 | (Enthalpy at 298.15 K) |
| G4 GT = | -385.358502 | (Gibbs free energy at 298.15 K) |

Species 4: *cy*-ether

[G4 data]

== B3LYP/6-31G(2df,p) equilibrium geometry (Angstrom) ==

| | | | |
|---|-----------|-----------|-----------|
| C | -0.987973 | 0.836146 | -0.293602 |
| C | 0.345659 | 1.517624 | -0.036399 |
| C | 1.551305 | 0.569982 | -0.171247 |
| C | 1.275483 | -0.808440 | 0.442380 |
| C | 0.125878 | -1.510810 | -0.295164 |
| C | -1.097820 | -0.629178 | -0.411192 |
| H | -1.922940 | -1.040301 | -0.995762 |
| O | -1.509372 | 0.041046 | 0.783254 |
| H | -0.147114 | -2.444870 | 0.210846 |
| H | 0.443762 | -1.786539 | -1.310268 |
| H | 1.012041 | -0.697397 | 1.500002 |
| H | 2.174509 | -1.431806 | 0.397814 |
| H | 2.432485 | 1.028225 | 0.290120 |
| H | 1.791086 | 0.439293 | -1.235226 |
| H | 0.309661 | 1.943617 | 0.973939 |
| H | 0.455301 | 2.362623 | -0.725348 |
| H | -1.749011 | 1.446837 | -0.780806 |

== B3LYP/6-31G(2df,p) harmonic frequencies (cm⁻¹) ==

| | | | | | | |
|-----------|-----------|-----------|-----------|-----------|-----------|-----------|
| 142.7122 | 270.4089 | 355.0371 | 371.2494 | 438.4170 | 540.7891 | 644.7581 |
| 774.3019 | 786.4238 | 826.4033 | 850.9347 | 894.3645 | 905.3565 | 986.5031 |
| 1002.9939 | 1043.9634 | 1053.2786 | 1078.5679 | 1099.4618 | 1169.5073 | 1191.4942 |
| 1211.3659 | 1274.7573 | 1290.6997 | 1302.6803 | 1352.7872 | 1369.7690 | 1377.2718 |
| 1389.2011 | 1398.2659 | 1462.4341 | 1477.6210 | 1485.2093 | 1488.6819 | 1499.2601 |
| 3013.9252 | 3015.5638 | 3028.6092 | 3039.4644 | 3055.3020 | 3064.0549 | 3073.2630 |
| 3085.5623 | 3087.0391 | 3103.0084 | | | | |

== Thermochemistry energies (hartree) ==

| | | |
|---------|-------------|---------------------------------|
| ZPVE = | 0.149001 | (after scaling by 0.9854) |
| G4 Ee = | -309.790329 | (total electronic energy) |
| G4 U0 = | -309.641328 | (Zero-kelvin internal energy) |
| G4 UT = | -309.635246 | (Internal energy at 298.15 K) |
| G4 HT = | -309.634302 | (Enthalpy at 298.15 K) |
| G4 GT = | -309.670957 | (Gibbs free energy at 298.15 K) |

Species 5: alkene

[G4 data]

== B3LYP/6-31G(2df,p) equilibrium geometry (Angstrom) ==

| | | | |
|---|-----------|-----------|-----------|
| C | 1.496567 | 0.048458 | 0.110627 |
| C | 0.663993 | 1.304326 | 0.056958 |
| C | -0.663991 | 1.304326 | -0.056958 |
| C | -1.496567 | 0.048459 | -0.110627 |
| C | -0.697584 | -1.191548 | 0.318571 |
| C | 0.697583 | -1.191548 | -0.318571 |
| H | 1.243594 | -2.103839 | -0.055345 |
| H | 0.592460 | -1.191190 | -1.411365 |
| H | -0.592461 | -1.191190 | 1.411365 |
| H | -1.243595 | -2.103838 | 0.055345 |
| H | -2.383763 | 0.165628 | 0.524806 |
| H | -1.887300 | -0.088226 | -1.130522 |
| H | -1.198408 | 2.250210 | -0.113053 |
| H | 1.198410 | 2.250209 | 0.113052 |
| H | 1.887299 | -0.088228 | 1.130522 |
| H | 2.383763 | 0.165626 | -0.524806 |

== B3LYP/6-31G(2df,p) harmonic frequencies (cm⁻¹) ==

| | | | | | | |
|-----------|-----------|-----------|-----------|-----------|-----------|-----------|
| 164.3551 | 274.4374 | 399.1237 | 452.8988 | 498.4860 | 656.5412 | 731.4133 |
| 822.3202 | 829.0124 | 884.1738 | 911.9663 | 934.6902 | 1006.9981 | 1015.7470 |
| 1048.8786 | 1074.3297 | 1095.6292 | 1154.0997 | 1159.2438 | 1248.1094 | 1267.5771 |
| 1291.6335 | 1350.8620 | 1368.3638 | 1372.9315 | 1385.6296 | 1420.4702 | 1472.2368 |
| 1478.7798 | 1489.6274 | 1499.6733 | 1725.4484 | 2992.5294 | 2992.5299 | 3016.5594 |
| 3020.7798 | 3037.6699 | 3037.9018 | 3067.0198 | 3071.1577 | 3135.2705 | 3159.6167 |

== Thermochemistry energies (hartree) ==

| | | |
|---------|-------------|---------------------------------|
| ZPVE = | 0.143712 | (after scaling by 0.9854) |
| G4 Ee = | -234.600092 | (total electronic energy) |
| G4 U0 = | -234.456380 | (Zero-kelvin internal energy) |
| G4 UT = | -234.450783 | (Internal energy at 298.15 K) |
| G4 HT = | -234.449838 | (Enthalpy at 298.15 K) |
| G4 GT = | -234.485077 | (Gibbs free energy at 298.15 K) |

Species 6: Transition state along $\text{ROO} \cdot \xrightarrow{\text{TS1}} \cdot\text{QOOH}$

[G4 data]

== B3LYP/6-31G(2df,p) equilibrium geometry (Angstrom) ==

| | | | |
|---|-----------|-----------|-----------|
| C | 0.302792 | 0.943953 | 0.315536 |
| C | 0.616850 | -0.435926 | -0.258544 |
| C | -0.419176 | -1.456271 | 0.193451 |
| C | -1.801222 | -0.943723 | -0.269860 |
| C | -2.109924 | 0.489802 | 0.205692 |
| C | -0.994909 | 1.507281 | -0.183213 |
| H | -1.218148 | 2.487511 | 0.248737 |
| H | -0.974985 | 1.621016 | -1.274564 |
| H | -2.219445 | 0.494688 | 1.297537 |
| H | -3.068213 | 0.821723 | -0.208538 |
| H | -2.583102 | -1.623704 | 0.083805 |
| H | -1.839340 | -0.974565 | -1.366814 |
| H | -0.387778 | -1.551912 | 1.285115 |
| H | -0.211630 | -2.443524 | -0.232851 |
| H | 0.626240 | -0.371486 | -1.357767 |
| O | 1.939680 | -0.675251 | 0.203231 |
| O | 2.597055 | 0.514888 | -0.187848 |
| H | 1.607798 | 1.231593 | -0.022890 |
| H | 0.408267 | 0.960873 | 1.406807 |

== B3LYP/6-31G(2df,p) harmonic frequencies (cm⁻¹) ==

| | | | | | | |
|------------|-----------|-----------|-----------|-----------|-----------|-----------|
| -2188.1095 | 155.6455 | 211.4014 | 286.6950 | 316.7592 | 335.7143 | 395.0762 |
| 466.9775 | 508.7440 | 579.1339 | 662.9425 | 798.1291 | 821.5830 | 836.8471 |
| 891.8465 | 915.2982 | 932.1422 | 952.8413 | 976.9792 | 1040.7711 | 1054.8256 |
| 1057.2710 | 1100.1932 | 1146.0059 | 1167.9037 | 1186.7957 | 1194.2714 | 1258.5894 |
| 1264.7888 | 1303.8040 | 1333.7004 | 1341.3383 | 1361.0695 | 1373.8065 | 1384.2603 |
| 1393.5761 | 1483.5692 | 1486.3160 | 1492.3706 | 1501.4088 | 1755.0133 | 2983.3853 |
| 3022.3701 | 3025.7877 | 3028.2142 | 3036.6024 | 3060.5468 | 3071.3737 | 3075.2827 |
| 3084.6733 | 3088.6835 | | | | | |

== Thermochemistry energies (hartree) ==

| | | |
|---------|-------------|---------------------------------|
| ZPVE = | 0.157600 | (after scaling by 0.9854) |
| G4 Ee = | -385.446584 | (total electronic energy) |
| G4 U0 = | -385.288984 | (Zero-kelvin internal energy) |
| G4 UT = | -385.281823 | (Internal energy at 298.15 K) |
| G4 HT = | -385.280879 | (Enthalpy at 298.15 K) |
| G4 GT = | -385.320735 | (Gibbs free energy at 298.15 K) |

Species 7: Transition state along $\text{ROO} \cdot \xrightarrow{\text{TS}_2} \text{alkene} + \cdot\text{OOH}$

[G4 data]

== B3LYP/6-31G(2df,p) equilibrium geometry (Angstrom) ==

| | | | |
|---|-----------|-----------|-----------|
| C | -0.371981 | 0.373737 | 1.053040 |
| C | -0.161629 | -0.981626 | 0.794244 |
| C | 1.043101 | -1.448515 | -0.040520 |
| C | 2.039084 | -0.316635 | -0.339783 |
| C | 1.310314 | 0.977258 | -0.723910 |
| C | 0.456413 | 1.468771 | 0.450758 |
| H | -0.183006 | 2.308704 | 0.159870 |
| H | 1.114735 | 1.854885 | 1.246406 |
| H | 0.664518 | 0.795180 | -1.592039 |
| H | 2.024148 | 1.754135 | -1.015934 |
| H | 2.726142 | -0.626168 | -1.134249 |
| H | 2.653724 | -0.124579 | 0.550092 |
| H | 0.696347 | -1.881284 | -0.987740 |
| H | 1.552127 | -2.261160 | 0.488585 |
| H | -0.497181 | -1.673577 | 1.568313 |
| O | -2.196038 | -0.614082 | -0.711407 |
| O | -2.104545 | 0.594059 | -0.326196 |
| H | -1.029363 | 0.656650 | 1.869097 |
| H | -1.209340 | -1.080553 | -0.014554 |

== B3LYP/6-31G(2df,p) harmonic frequencies (cm⁻¹) ==

| | | | | | | |
|-----------|-----------|-----------|-----------|-----------|-----------|-----------|
| -989.1772 | 81.9114 | 121.3244 | 195.3015 | 217.7750 | 306.9328 | 395.6696 |
| 439.9946 | 466.0221 | 542.6705 | 650.5375 | 712.0307 | 797.3874 | 817.0991 |
| 828.7140 | 885.6003 | 908.3471 | 945.2262 | 973.4392 | 1024.8918 | 1051.0477 |
| 1074.5486 | 1104.6098 | 1145.2367 | 1177.0516 | 1233.1097 | 1272.5371 | 1279.5852 |
| 1301.2561 | 1345.1781 | 1350.7295 | 1369.2102 | 1373.6195 | 1384.2669 | 1402.5563 |
| 1457.3903 | 1486.9099 | 1491.9910 | 1502.9339 | 1562.0886 | 1594.5381 | 2979.5507 |
| 3014.0804 | 3019.7621 | 3031.5543 | 3061.7641 | 3066.0464 | 3072.4339 | 3078.7084 |
| 3105.1472 | 3179.7989 | | | | | |

== Thermochemistry energies (hartree) ==

| | | |
|---------|-------------|---------------------------------|
| ZPVE = | 0.156874 | (after scaling by 0.9854) |
| G4 Ee = | -385.453648 | (total electronic energy) |
| G4 U0 = | -385.296774 | (Zero-kelvin internal energy) |
| G4 UT = | -385.288896 | (Internal energy at 298.15 K) |
| G4 HT = | -385.287952 | (Enthalpy at 298.15 K) |
| G4 GT = | -385.329858 | (Gibbs free energy at 298.15 K) |

Species 8: Transition state along $\cdot\text{QOOH} \xrightarrow{\text{TS}_3} \text{alkene} + \cdot\text{OOH}$

[G4 data]

== B3LYP/6-31G(2df,p) equilibrium geometry (Angstrom) ==

| | | | |
|---|-----------|-----------|-----------|
| C | -0.031170 | 0.960763 | 0.877397 |
| C | -0.433143 | -0.367343 | 0.823206 |
| C | 0.511085 | -1.444760 | 0.324830 |
| C | 1.881814 | -0.897391 | -0.108252 |
| C | 1.727137 | 0.436935 | -0.846571 |
| C | 1.130908 | 1.493072 | 0.095067 |
| H | 0.826779 | 2.387141 | -0.467200 |
| H | 1.904996 | 1.849482 | 0.795032 |
| H | 1.056510 | 0.299590 | -1.703457 |
| H | 2.689205 | 0.781645 | -1.239316 |
| H | 2.392746 | -1.634392 | -0.736301 |
| H | 2.516978 | -0.744815 | 0.774447 |
| H | 0.024008 | -1.958506 | -0.512219 |
| H | 0.634641 | -2.198421 | 1.111118 |
| H | -1.197133 | -0.687070 | 1.523731 |
| O | -1.637469 | -0.382223 | -0.642978 |
| O | -2.870541 | 0.147313 | -0.267943 |
| H | -2.862789 | 1.024351 | -0.679416 |
| H | -0.641643 | 1.672628 | 1.426885 |

== B3LYP/6-31G(2df,p) harmonic frequencies (cm⁻¹) ==

| | | | | | | |
|-----------|-----------|-----------|-----------|-----------|-----------|-----------|
| -495.6700 | 54.8591 | 91.1244 | 142.6827 | 196.6286 | 284.6752 | 333.3823 |
| 357.1983 | 411.8690 | 456.3250 | 496.3285 | 673.1680 | 720.0728 | 807.5451 |
| 822.2060 | 883.8948 | 891.3085 | 910.5274 | 966.5961 | 1008.5716 | 1052.3155 |
| 1058.9557 | 1068.9296 | 1081.3643 | 1150.0009 | 1155.7211 | 1223.3687 | 1260.4028 |
| 1291.6205 | 1348.5340 | 1365.5868 | 1369.2063 | 1384.4228 | 1393.4459 | 1415.0355 |
| 1456.6737 | 1473.5995 | 1490.5356 | 1499.7581 | 1508.1493 | 2968.9262 | 3011.6928 |
| 3017.8528 | 3032.2314 | 3035.7349 | 3062.0256 | 3074.8652 | 3079.9426 | 3154.8761 |
| 3178.7325 | 3711.4136 | | | | | |

== Thermochemistry energies (hartree) ==

| | | |
|---------|-------------|---------------------------------|
| ZPVE = | 0.159130 | (after scaling by 0.9854) |
| G4 Ee = | -385.456690 | (total electronic energy) |
| G4 U0 = | -385.297560 | (Zero-kelvin internal energy) |
| G4 UT = | -385.288989 | (Internal energy at 298.15 K) |
| G4 HT = | -385.288045 | (Enthalpy at 298.15 K) |
| G4 GT = | -385.331789 | (Gibbs free energy at 298.15 K) |

Species 9: Transition state along $\cdot\text{QOOH} \xrightarrow{\text{TS4}} \text{cycloether} + \cdot\text{OH}$

[G4 data]

== B3LYP/6-31G(2df,p) equilibrium geometry (Angstrom) ==

| | | | |
|---|-----------|-----------|-----------|
| C | -0.296883 | -1.241493 | 0.724410 |
| C | 0.610917 | -0.074210 | 0.841249 |
| C | 0.022609 | 1.322145 | 0.604890 |
| C | -1.399493 | 1.309899 | 0.007847 |
| C | -1.629943 | 0.113428 | -0.923535 |
| C | -1.511761 | -1.200452 | -0.135710 |
| H | -1.537559 | -2.073233 | -0.801284 |
| H | -2.391869 | -1.315061 | 0.522237 |
| H | -0.886213 | 0.117632 | -1.726489 |
| H | -2.619060 | 0.172934 | -1.388837 |
| H | -1.584689 | 2.249634 | -0.522136 |
| H | -2.138704 | 1.265311 | 0.819396 |
| H | 0.722634 | 1.832027 | -0.063342 |
| H | 0.025276 | 1.879366 | 1.547885 |
| H | 1.261072 | -0.100385 | 1.723920 |
| O | 1.244811 | -0.639109 | -0.282351 |
| O | 2.648056 | 0.292271 | -0.652787 |
| H | 3.245392 | -0.462701 | -0.557638 |
| H | -0.011902 | -2.166724 | 1.212479 |

== B3LYP/6-31G(2df,p) harmonic frequencies (cm⁻¹) ==

| | | | | | | |
|-----------|-----------|-----------|-----------|-----------|-----------|-----------|
| -710.1189 | 69.9850 | 121.5125 | 138.6569 | 158.6698 | 266.3644 | 290.7358 |
| 378.4804 | 402.9815 | 453.9837 | 519.7238 | 654.4903 | 700.0027 | 801.0424 |
| 815.3820 | 853.1154 | 873.5177 | 890.4316 | 962.7115 | 995.7459 | 1008.1338 |
| 1049.8462 | 1057.9790 | 1081.5952 | 1133.4225 | 1169.7490 | 1198.5625 | 1256.8079 |
| 1287.5063 | 1302.8827 | 1352.2274 | 1358.8380 | 1362.5813 | 1386.9764 | 1403.0044 |
| 1414.2931 | 1453.0613 | 1479.9731 | 1488.9918 | 1500.5256 | 2951.3661 | 3012.0321 |
| 3023.2625 | 3027.3696 | 3048.1806 | 3050.5193 | 3069.9860 | 3094.0176 | 3100.0479 |
| 3195.9491 | 3785.5190 | | | | | |

== Thermochemistry energies (hartree) ==

| | | |
|---------|-------------|---------------------------------|
| ZPVE = | 0.158160 | (after scaling by 0.9854) |
| G4 Ee = | -385.460406 | (total electronic energy) |
| G4 U0 = | -385.302246 | (Zero-kelvin internal energy) |
| G4 UT = | -385.293592 | (Internal energy at 298.15 K) |
| G4 HT = | -385.292648 | (Enthalpy at 298.15 K) |
| G4 GT = | -385.336209 | (Gibbs free energy at 298.15 K) |

Hydrocarbon 7: α -cyclohexenyl

Species 1: ·R

[G4 data]

== B3LYP/6-31G(2df,p) equilibrium geometry (Angstrom) ==

| | | | |
|---|-----------|-----------|-----------|
| C | -1.273160 | -0.672737 | 0.196088 |
| C | -1.215134 | 0.816055 | 0.003182 |
| C | 0.000578 | 1.475157 | -0.092136 |
| C | 1.215775 | 0.815105 | 0.003172 |
| C | 1.272629 | -0.673728 | 0.196097 |
| C | -0.000530 | -1.358445 | -0.330381 |
| H | -0.000945 | -2.420453 | -0.063881 |
| H | -0.000503 | -1.302193 | -1.425598 |
| H | 1.399413 | -0.904521 | 1.267224 |
| H | 2.158587 | -1.090980 | -0.297734 |
| H | 2.145263 | 1.373631 | -0.036896 |
| H | 0.000998 | 2.553494 | -0.231821 |
| H | -2.144185 | 1.375309 | -0.036876 |
| H | -2.159438 | -1.089286 | -0.297763 |
| H | -1.400142 | -0.903443 | 1.267210 |

== B3LYP/6-31G(2df,p) harmonic frequencies (cm⁻¹) ==

| | | | | | | |
|-----------|-----------|-----------|-----------|-----------|-----------|-----------|
| 183.1543 | 252.2057 | 429.1736 | 501.4861 | 512.1960 | 608.5259 | 690.2600 |
| 725.1101 | 836.5046 | 858.6848 | 892.5188 | 956.2417 | 966.1075 | 1011.6685 |
| 1058.1975 | 1062.2706 | 1139.1646 | 1139.8501 | 1158.7638 | 1222.0980 | 1268.1305 |
| 1343.9785 | 1354.2579 | 1367.9151 | 1401.0833 | 1444.4631 | 1472.1294 | 1475.2390 |
| 1491.1251 | 1510.4595 | 2962.7618 | 2964.4056 | 3027.3107 | 3040.8421 | 3047.9702 |
| 3076.2769 | 3149.1289 | 3176.2056 | 3185.6391 | | | |

== Thermochemistry energies (hartree) ==

| | | |
|---------|-------------|---------------------------------|
| ZPVE = | 0.130123 | (after scaling by 0.9854) |
| G4 Ee = | -233.955349 | (total electronic energy) |
| G4 U0 = | -233.825226 | (Zero-kelvin internal energy) |
| G4 UT = | -233.819639 | (Internal energy at 298.15 K) |
| G4 HT = | -233.818694 | (Enthalpy at 298.15 K) |
| G4 GT = | -233.854462 | (Gibbs free energy at 298.15 K) |

Species 2: ROO·

[G4 data]

== B3LYP/6-31G(2df,p) equilibrium geometry (Angstrom) ==

| | | | |
|---|-----------|-----------|-----------|
| C | -2.135753 | -0.317973 | -0.252972 |
| C | -1.636443 | 1.094855 | -0.116558 |
| C | -0.387762 | 1.413113 | 0.227156 |
| C | 0.646764 | 0.379947 | 0.555579 |
| C | 0.075062 | -1.023769 | 0.736691 |
| C | -0.985385 | -1.330997 | -0.325337 |
| H | -1.365325 | -2.349917 | -0.204260 |
| H | -0.519488 | -1.277928 | -1.316173 |
| H | -0.365934 | -1.082286 | 1.739876 |
| H | 0.902735 | -1.737969 | 0.706041 |
| H | -0.079076 | 2.452413 | 0.288855 |
| H | -2.354037 | 1.890280 | -0.305652 |
| H | -2.772704 | -0.395767 | -1.142343 |
| H | -2.795724 | -0.546863 | 0.597936 |
| O | 1.611812 | 0.382763 | -0.577345 |
| H | 1.245799 | 0.671182 | 1.423127 |
| O | 2.718795 | -0.247037 | -0.264500 |

== B3LYP/6-31G(2df,p) harmonic frequencies (cm⁻¹) ==

| | | | | | | |
|-----------|-----------|-----------|-----------|-----------|-----------|-----------|
| 77.5627 | 112.1541 | 214.5211 | 264.9722 | 341.6828 | 435.4363 | 454.9981 |
| 530.2659 | 565.0153 | 697.5004 | 737.7540 | 827.7007 | 836.4692 | 888.5017 |
| 905.3452 | 946.0548 | 1013.2325 | 1014.4950 | 1065.3168 | 1073.1519 | 1108.6502 |
| 1156.7182 | 1175.4341 | 1204.9659 | 1259.8687 | 1276.4635 | 1324.8282 | 1349.6045 |
| 1362.7533 | 1374.6094 | 1392.3402 | 1425.1099 | 1468.1559 | 1481.6496 | 1494.6014 |
| 1717.4831 | 2995.7392 | 3031.2909 | 3038.9523 | 3051.9343 | 3070.9059 | 3086.5341 |
| 3095.1382 | 3148.3292 | 3177.3420 | | | | |

== Thermochemistry energies (hartree) ==

| | | |
|---------|-------------|---------------------------------|
| ZPVE = | 0.139794 | (after scaling by 0.9854) |
| G4 Ee = | -384.277970 | (total electronic energy) |
| G4 U0 = | -384.138176 | (Zero-kelvin internal energy) |
| G4 UT = | -384.130668 | (Internal energy at 298.15 K) |
| G4 HT = | -384.129724 | (Enthalpy at 298.15 K) |
| G4 GT = | -384.170916 | (Gibbs free energy at 298.15 K) |

Species 3: ·QOOH

[G4 data]

== B3LYP/6-31G(2df,p) equilibrium geometry (Angstrom) ==

| | | | |
|---|-----------|-----------|-----------|
| C | -2.273428 | -0.273578 | -0.081416 |
| C | -1.685730 | 1.111594 | -0.086247 |
| C | -0.401163 | 1.374668 | 0.150694 |
| C | 0.609508 | 0.315808 | 0.493961 |
| C | 0.029942 | -1.056561 | 0.528790 |
| C | -1.192060 | -1.356259 | -0.273078 |
| H | -1.590702 | -2.346746 | -0.033529 |
| H | -0.927954 | -1.380643 | -1.345323 |
| H | 0.616615 | -1.856555 | 0.966621 |
| H | -0.025353 | 2.392842 | 0.121430 |
| H | -2.368991 | 1.934799 | -0.282542 |
| H | -3.033618 | -0.357982 | -0.866771 |
| H | -2.804721 | -0.439057 | 0.866923 |
| O | 1.640509 | 0.453200 | -0.532073 |
| H | 1.100712 | 0.557645 | 1.446103 |
| O | 2.823342 | -0.224124 | -0.053233 |
| H | 2.800781 | -1.030944 | -0.586691 |

== B3LYP/6-31G(2df,p) harmonic frequencies (cm⁻¹) ==

| | | | | | | |
|-----------|-----------|-----------|-----------|-----------|-----------|-----------|
| 62.3684 | 116.2947 | 173.0854 | 243.8703 | 248.4454 | 295.7343 | 375.1969 |
| 450.7767 | 499.4854 | 548.5989 | 582.4250 | 720.6364 | 755.0868 | 840.2029 |
| 885.0535 | 913.6300 | 935.2001 | 962.3924 | 984.3945 | 1005.5061 | 1029.8747 |
| 1065.8585 | 1125.9299 | 1170.2998 | 1180.4905 | 1268.2127 | 1308.0636 | 1317.2320 |
| 1346.4491 | 1370.9528 | 1378.7243 | 1396.9286 | 1421.5023 | 1464.2831 | 1477.8900 |
| 1721.7701 | 2940.9632 | 3006.8324 | 3010.7689 | 3052.6253 | 3071.7526 | 3148.6364 |
| 3180.9428 | 3187.7191 | 3752.6996 | | | | |

== Thermochemistry energies (hartree) ==

| | | |
|---------|-------------|---------------------------------|
| ZPVE = | 0.136930 | (after scaling by 0.9854) |
| G4 Ee = | -384.251883 | (total electronic energy) |
| G4 U0 = | -384.114953 | (Zero-kelvin internal energy) |
| G4 UT = | -384.106572 | (Internal energy at 298.15 K) |
| G4 HT = | -384.105628 | (Enthalpy at 298.15 K) |
| G4 GT = | -384.148565 | (Gibbs free energy at 298.15 K) |

Species 4: *cy*-ether

[G4 data]

== B3LYP/6-31G(2df,p) equilibrium geometry (Angstrom) ==

| | | | |
|---|-----------|-----------|-----------|
| C | -1.608883 | -0.557352 | 0.103327 |
| C | -1.373107 | 0.914532 | -0.129827 |
| C | -0.176861 | 1.489547 | -0.002002 |
| C | 1.015302 | 0.700960 | 0.401441 |
| C | 0.930954 | -0.765582 | 0.363500 |
| C | -0.353092 | -1.422207 | -0.130407 |
| H | -0.481656 | -2.399073 | 0.346441 |
| H | -0.231288 | -1.602736 | -1.203464 |
| H | -0.047681 | 2.554857 | -0.170143 |
| H | -2.237760 | 1.518282 | -0.394587 |
| H | -2.419709 | -0.910035 | -0.543484 |
| H | -1.977819 | -0.694798 | 1.130708 |
| O | 1.694226 | -0.057708 | -0.621093 |
| H | 1.694713 | 1.177008 | 1.108444 |
| H | 1.541504 | -1.341230 | 1.058640 |

== B3LYP/6-31G(2df,p) harmonic frequencies (cm⁻¹) ==

| | | | | | | |
|-----------|-----------|-----------|-----------|-----------|-----------|-----------|
| 112.3600 | 248.8496 | 393.9407 | 480.0332 | 502.2682 | 538.5923 | 718.7188 |
| 757.5524 | 793.3936 | 827.6060 | 871.7301 | 940.6470 | 968.2761 | 971.3757 |
| 1000.3862 | 1048.8250 | 1060.8853 | 1088.5392 | 1148.8997 | 1193.6130 | 1213.0527 |
| 1270.9291 | 1288.9269 | 1346.6484 | 1350.5963 | 1392.5185 | 1420.8799 | 1460.3077 |
| 1475.2179 | 1483.3434 | 1712.9928 | 2999.7058 | 3043.4451 | 3059.8529 | 3087.3913 |
| 3102.9364 | 3114.8272 | 3150.5975 | 3175.8273 | | | |

== Thermochemistry energies (hartree) ==

| | | |
|---------|-------------|---------------------------------|
| ZPVE = | 0.125303 | (after scaling by 0.9854) |
| G4 Ee = | -308.552650 | (total electronic energy) |
| G4 U0 = | -308.427347 | (Zero-kelvin internal energy) |
| G4 UT = | -308.421480 | (Internal energy at 298.15 K) |
| G4 HT = | -308.420536 | (Enthalpy at 298.15 K) |
| G4 GT = | -308.456924 | (Gibbs free energy at 298.15 K) |

Species 5: alkene

[G4 data]

== B3LYP/6-31G(2df,p) equilibrium geometry (Angstrom) ==

| | | | |
|---|-----------|-----------|-----------|
| C | -1.193587 | 0.731170 | 0.239101 |
| C | 0.114871 | 1.422535 | -0.063981 |
| C | 1.257282 | 0.724889 | -0.104548 |
| C | 1.257282 | -0.724889 | 0.104548 |
| C | 0.114871 | -1.422535 | 0.063981 |
| C | -1.193587 | -0.731170 | -0.239101 |
| H | -2.033578 | -1.271891 | 0.208930 |
| H | -1.360159 | -0.763727 | -1.328383 |
| H | 0.115451 | -2.501737 | 0.184561 |
| H | 2.206889 | 1.223532 | -0.273961 |
| H | 0.115450 | 2.501737 | -0.184561 |
| H | -2.033578 | 1.271891 | -0.208930 |
| H | -1.360159 | 0.763727 | 1.328383 |
| H | 2.206889 | -1.223532 | 0.273961 |

== B3LYP/6-31G(2df,p) harmonic frequencies (cm⁻¹) ==

| | | | | | | |
|-----------|-----------|-----------|-----------|-----------|-----------|-----------|
| 185.8733 | 300.8950 | 477.0534 | 520.8010 | 570.0290 | 678.5848 | 760.0494 |
| 789.1189 | 855.3345 | 931.3977 | 964.9377 | 976.3344 | 995.8444 | 1007.4120 |
| 1044.2655 | 1071.2778 | 1167.2376 | 1186.0426 | 1204.0793 | 1267.1456 | 1351.7339 |
| 1358.6946 | 1399.8273 | 1437.0243 | 1467.2001 | 1479.0894 | 1648.4249 | 1708.6853 |
| 2967.9427 | 2979.5188 | 3065.1647 | 3065.3860 | 3156.2752 | 3163.3752 | 3178.6951 |
| 3188.1616 | | | | | | |

== Thermochemistry energies (hartree) ==

| | | |
|---------|-------------|---------------------------------|
| ZPVE = | 0.120257 | (after scaling by 0.9854) |
| G4 Ee = | -233.369786 | (total electronic energy) |
| G4 U0 = | -233.249529 | (Zero-kelvin internal energy) |
| G4 UT = | -233.244268 | (Internal energy at 298.15 K) |
| G4 HT = | -233.243324 | (Enthalpy at 298.15 K) |
| G4 GT = | -233.277832 | (Gibbs free energy at 298.15 K) |

Species 6: Transition state along $\text{ROO} \cdot \xrightarrow{\text{TS1}} \cdot\text{QOOH}$

[G4 data]

== B3LYP/6-31G(2df,p) equilibrium geometry (Angstrom) ==

| | | | |
|---|-----------|-----------|-----------|
| C | -2.029311 | -0.580924 | -0.160666 |
| C | -1.770116 | 0.901695 | -0.143499 |
| C | -0.588200 | 1.452318 | 0.138952 |
| C | 0.609450 | 0.630778 | 0.512550 |
| C | 0.294050 | -0.855574 | 0.723405 |
| C | -0.717259 | -1.397987 | -0.251469 |
| H | -0.916120 | -2.459151 | -0.079342 |
| H | -0.322804 | -1.288091 | -1.268345 |
| H | 0.191053 | -1.180661 | 1.759529 |
| H | 1.585228 | -1.085551 | 0.296613 |
| H | -0.464050 | 2.531359 | 0.132649 |
| H | -2.615960 | 1.546629 | -0.371216 |
| H | -2.680524 | -0.833356 | -1.006064 |
| H | -2.590494 | -0.863600 | 0.741781 |
| O | 1.551218 | 0.626476 | -0.585074 |
| H | 1.111027 | 1.033232 | 1.402897 |
| O | 2.437651 | -0.414307 | -0.230443 |

== B3LYP/6-31G(2df,p) harmonic frequencies (cm⁻¹) ==

| | | | | | | |
|------------|-----------|-----------|-----------|-----------|-----------|-----------|
| -2157.5303 | 113.7017 | 193.0375 | 244.8613 | 288.8035 | 425.6294 | 459.3068 |
| 520.2369 | 585.7889 | 679.2871 | 727.7219 | 743.4715 | 827.8693 | 855.1591 |
| 883.4983 | 930.0590 | 949.6254 | 976.7347 | 990.2109 | 1006.8699 | 1050.9112 |
| 1067.6589 | 1104.9266 | 1128.5456 | 1165.1860 | 1211.7255 | 1254.1253 | 1310.0181 |
| 1317.3226 | 1345.3556 | 1365.3451 | 1388.6983 | 1414.9337 | 1471.0430 | 1484.9410 |
| 1709.1981 | 1738.7232 | 3006.9139 | 3013.1076 | 3037.8701 | 3054.3622 | 3093.4991 |
| 3120.9345 | 3148.4616 | 3175.8453 | | | | |

== Thermochemistry energies (hartree) ==

| | | |
|---------|-------------|---------------------------------|
| ZPVE = | 0.133755 | (after scaling by 0.9854) |
| G4 Ee = | -384.218254 | (total electronic energy) |
| G4 U0 = | -384.084499 | (Zero-kelvin internal energy) |
| G4 UT = | -384.077509 | (Internal energy at 298.15 K) |
| G4 HT = | -384.076564 | (Enthalpy at 298.15 K) |
| G4 GT = | -384.116261 | (Gibbs free energy at 298.15 K) |

Species 7: Transition state along $\text{ROO}\cdot \xrightarrow{\text{TS2}} \text{alkene} + \cdot\text{OOH}$

[G4 data]

== B3LYP/6-31G(2df,p) equilibrium geometry (Angstrom) ==

| | | | |
|---|-----------|-----------|-----------|
| C | -2.125813 | -0.426875 | -0.277394 |
| C | -1.683211 | 1.007767 | -0.412619 |
| C | -0.542428 | 1.444892 | 0.146170 |
| C | 0.274895 | 0.540291 | 0.929437 |
| C | 0.154639 | -0.843796 | 0.800024 |
| C | -0.924999 | -1.377063 | -0.156647 |
| H | -1.255457 | -2.368273 | 0.165612 |
| H | -0.487758 | -1.505892 | -1.155204 |
| H | 0.400156 | -1.449606 | 1.672664 |
| H | 1.299960 | -0.983329 | 0.127167 |
| H | -0.249718 | 2.487358 | 0.080057 |
| H | -2.337837 | 1.701766 | -0.932270 |
| H | -2.743180 | -0.716172 | -1.134549 |
| H | -2.781676 | -0.509970 | 0.603811 |
| O | 2.219907 | 0.647617 | -0.373254 |
| H | 0.893234 | 0.958748 | 1.715493 |
| O | 2.323065 | -0.608357 | -0.541321 |

== B3LYP/6-31G(2df,p) harmonic frequencies (cm⁻¹) ==

| | | | | | | |
|------------|-----------|-----------|-----------|-----------|-----------|-----------|
| -1086.0841 | 97.6810 | 126.2665 | 183.9552 | 206.6816 | 295.1743 | 401.8751 |
| 495.2524 | 525.7261 | 585.1267 | 646.2231 | 725.1551 | 759.8647 | 848.9078 |
| 851.9709 | 925.8987 | 962.1401 | 989.0995 | 993.7571 | 1006.3191 | 1057.4168 |
| 1072.4494 | 1168.8122 | 1183.4066 | 1215.3850 | 1252.7327 | 1287.8540 | 1345.5687 |
| 1348.6096 | 1364.3920 | 1394.4599 | 1429.6912 | 1467.8253 | 1487.2477 | 1543.5277 |
| 1579.8116 | 1663.9739 | 2985.3807 | 3021.0815 | 3065.6802 | 3084.7944 | 3117.5590 |
| 3165.6674 | 3188.2757 | 3201.8742 | | | | |

== Thermochemistry energies (hartree) ==

| | | |
|---------|-------------|---------------------------------|
| ZPVE = | 0.133169 | (after scaling by 0.9854) |
| G4 Ee = | -384.222617 | (total electronic energy) |
| G4 U0 = | -384.089448 | (Zero-kelvin internal energy) |
| G4 UT = | -384.081770 | (Internal energy at 298.15 K) |
| G4 HT = | -384.080826 | (Enthalpy at 298.15 K) |
| G4 GT = | -384.122315 | (Gibbs free energy at 298.15 K) |

Species 8: Transition state along $\cdot\text{QOOH} \xrightarrow{\text{TS}_3} \text{alkene} + \cdot\text{OOH}$

[G4 data]

== B3LYP/6-31G(2df,p) equilibrium geometry (Angstrom) ==

| | | | |
|---|-----------|-----------|-----------|
| C | -2.304975 | -0.186164 | -0.207918 |
| C | -1.650033 | 1.170480 | -0.162011 |
| C | -0.398735 | 1.347291 | 0.273827 |
| C | 0.421700 | 0.215002 | 0.731160 |
| C | -0.098096 | -1.070550 | 0.623498 |
| C | -1.270257 | -1.326000 | -0.276705 |
| H | -1.740590 | -2.287062 | -0.047047 |
| H | -0.901025 | -1.403050 | -1.312978 |
| H | 0.429267 | -1.908105 | 1.067993 |
| H | 3.134186 | -0.972580 | -0.411684 |
| H | 0.048867 | 2.334367 | 0.309164 |
| H | -2.247366 | 2.027108 | -0.462808 |
| H | -2.985553 | -0.249556 | -1.063874 |
| H | -2.938209 | -0.304362 | 0.685147 |
| O | 1.740383 | 0.243428 | -0.655075 |
| H | 1.173401 | 0.416388 | 1.485983 |
| O | 2.988291 | -0.062616 | -0.112550 |

== B3LYP/6-31G(2df,p) harmonic frequencies (cm⁻¹) ==

| | | | | | | |
|-----------|-----------|-----------|-----------|-----------|-----------|-----------|
| -489.7085 | 61.7480 | 92.2428 | 155.3747 | 206.4314 | 262.5798 | 327.1685 |
| 407.4387 | 484.6277 | 491.0781 | 566.2647 | 678.5967 | 738.5538 | 767.8904 |
| 852.7393 | 923.6038 | 956.6543 | 964.0701 | 995.2985 | 997.0836 | 1027.8873 |
| 1045.5591 | 1071.6622 | 1162.7303 | 1179.5664 | 1188.5256 | 1268.2578 | 1336.8422 |
| 1351.1400 | 1387.4520 | 1401.2181 | 1433.8907 | 1460.7432 | 1476.6804 | 1488.1833 |
| 1696.9456 | 2966.2767 | 2990.8861 | 3060.5313 | 3071.4172 | 3159.8160 | 3174.1093 |
| 3187.6202 | 3197.8091 | 3709.6010 | | | | |

== Thermochemistry energies (hartree) ==

| | | |
|---------|-------------|---------------------------------|
| ZPVE = | 0.135648 | (after scaling by 0.9854) |
| G4 Ee = | -384.225841 | (total electronic energy) |
| G4 U0 = | -384.090193 | (Zero-kelvin internal energy) |
| G4 UT = | -384.081922 | (Internal energy at 298.15 K) |
| G4 HT = | -384.080978 | (Enthalpy at 298.15 K) |
| G4 GT = | -384.124061 | (Gibbs free energy at 298.15 K) |

Species 9: Transition state along $\cdot\text{QOOH} \xrightarrow{\text{TS4}} \text{cycloether} + \cdot\text{OH}$

[G4 data]

== B3LYP/6-31G(2df,p) equilibrium geometry (Angstrom) ==

| | | | |
|---|-----------|-----------|-----------|
| C | -2.222152 | 0.155064 | -0.228172 |
| C | -1.327132 | 1.361334 | -0.092324 |
| C | -0.060795 | 1.298496 | 0.316241 |
| C | 0.585830 | 0.006464 | 0.717691 |
| C | -0.255484 | -1.197271 | 0.557460 |
| C | -1.422798 | -1.159453 | -0.369414 |
| H | -2.067158 | -2.030223 | -0.213305 |
| H | -1.046674 | -1.229683 | -1.399794 |
| H | 0.031474 | -2.104980 | 1.071803 |
| H | 3.418715 | -0.399723 | -0.299127 |
| H | 0.559076 | 2.186945 | 0.375156 |
| H | -1.764141 | 2.323542 | -0.348572 |
| H | -2.876620 | 0.275792 | -1.098647 |
| H | -2.894031 | 0.094028 | 0.639833 |
| O | 1.380133 | -0.606423 | -0.266098 |
| H | 1.110263 | 0.089335 | 1.678205 |
| O | 2.837903 | 0.357317 | -0.460707 |

== B3LYP/6-31G(2df,p) harmonic frequencies (cm⁻¹) ==

| | | | | | | |
|-----------|-----------|-----------|-----------|-----------|-----------|-----------|
| -721.7624 | 77.5931 | 123.7023 | 154.2163 | 173.7788 | 262.5231 | 284.7243 |
| 392.0086 | 485.9008 | 513.7788 | 543.4080 | 670.6914 | 738.1378 | 757.4259 |
| 838.7102 | 891.0157 | 934.8442 | 941.0039 | 978.9102 | 1000.7853 | 1017.5373 |
| 1021.9513 | 1063.9259 | 1136.5106 | 1175.7944 | 1180.6070 | 1264.5772 | 1278.9225 |
| 1320.7943 | 1348.9755 | 1393.6695 | 1410.4399 | 1420.7233 | 1457.3250 | 1481.4111 |
| 1719.4512 | 3005.7456 | 3012.4550 | 3019.7124 | 3058.7862 | 3075.9398 | 3152.0346 |
| 3191.1983 | 3219.7989 | 3783.1817 | | | | |

== Thermochemistry energies (hartree) ==

| | | |
|---------|-------------|---------------------------------|
| ZPVE = | 0.134637 | (after scaling by 0.9854) |
| G4 Ee = | -384.225917 | (total electronic energy) |
| G4 U0 = | -384.091280 | (Zero-kelvin internal energy) |
| G4 UT = | -384.082937 | (Internal energy at 298.15 K) |
| G4 HT = | -384.081993 | (Enthalpy at 298.15 K) |
| G4 GT = | -384.124864 | (Gibbs free energy at 298.15 K) |

Hydrocarbon 8: β -cyclohexenyl

Species 1: ·R

[G4 data]

== B3LYP/6-31G(2df,p) equilibrium geometry (Angstrom) ==

| | | | |
|---|-----------|-----------|-----------|
| C | 1.484399 | -0.339764 | -0.017358 |
| C | 0.397376 | -1.350276 | -0.188920 |
| C | -0.988040 | -1.026382 | 0.262331 |
| C | -1.422367 | 0.385008 | -0.186836 |
| C | -0.320752 | 1.396689 | -0.002155 |
| C | 0.968601 | 1.072861 | 0.086612 |
| H | -2.314273 | 0.695187 | 0.371166 |
| H | -1.725409 | 0.361980 | -1.243654 |
| H | -1.039909 | -1.056022 | 1.366622 |
| H | -1.701923 | -1.777849 | -0.091092 |
| H | 0.665800 | -2.373223 | -0.431459 |
| H | 2.204661 | -0.407227 | -0.848378 |
| H | 2.096247 | -0.565592 | 0.878271 |
| H | 1.714862 | 1.851657 | 0.224962 |
| H | -0.615358 | 2.442267 | 0.051518 |

== B3LYP/6-31G(2df,p) harmonic frequencies (cm⁻¹) ==

| | | | | | | |
|-----------|-----------|-----------|-----------|-----------|-----------|-----------|
| 135.8948 | 202.7595 | 383.0498 | 391.9995 | 493.7646 | 536.5584 | 670.5163 |
| 751.5001 | 830.6440 | 885.3598 | 907.8928 | 922.4173 | 980.8747 | 1001.8238 |
| 1027.6276 | 1048.8244 | 1115.5755 | 1163.3498 | 1174.6693 | 1191.7075 | 1269.1596 |
| 1321.2125 | 1344.4407 | 1361.9066 | 1394.3696 | 1422.7514 | 1450.9133 | 1468.0807 |
| 1482.1043 | 1726.3158 | 2903.0973 | 2921.9393 | 2981.4592 | 3002.6153 | 3043.5694 |
| 3060.8381 | 3139.3092 | 3163.4042 | 3176.9746 | | | |

== Thermochemistry energies (hartree) ==

| | | |
|---------|-------------|---------------------------------|
| ZPVE = | 0.128973 | (after scaling by 0.9854) |
| G4 Ee = | -233.931708 | (total electronic energy) |
| G4 U0 = | -233.802735 | (Zero-kelvin internal energy) |
| G4 UT = | -233.796797 | (Internal energy at 298.15 K) |
| G4 HT = | -233.795853 | (Enthalpy at 298.15 K) |
| G4 GT = | -233.832429 | (Gibbs free energy at 298.15 K) |

[CCSDT-F12a/cc-pVDZ-F12 data]

CCSD(T)-F12a/cc-pVDZ-F12 Ee = -233.616222730409 (total electronic energy)

Species 2: ROO·

[G4 data]

== B3LYP/6-31G(2df,p) equilibrium geometry (Angstrom) ==

| | | | |
|---|-----------|-----------|-----------|
| C | 0.152726 | 1.211045 | 0.715029 |
| C | 0.644944 | -0.234998 | 0.709209 |
| C | -0.492805 | -1.248930 | 0.748155 |
| C | -1.485174 | -1.038293 | -0.406861 |
| C | -1.818702 | 0.416208 | -0.609908 |
| C | -1.093775 | 1.413237 | -0.105601 |
| H | -2.400240 | -1.609846 | -0.211679 |
| H | -1.070289 | -1.451431 | -1.336145 |
| H | -1.007838 | -1.120589 | 1.707121 |
| H | -0.087544 | -2.265253 | 0.732580 |
| H | 1.368541 | -0.400691 | 1.511849 |
| H | 0.969560 | 1.845735 | 0.353119 |
| H | -0.021792 | 1.518306 | 1.755890 |
| H | -1.390616 | 2.443533 | -0.284603 |
| H | -2.694664 | 0.639727 | -1.213719 |
| O | 1.374918 | -0.514533 | -0.540481 |
| O | 2.486532 | 0.175895 | -0.623837 |

== B3LYP/6-31G(2df,p) harmonic frequencies (cm⁻¹) ==

| | | | | | | |
|-----------|-----------|-----------|-----------|-----------|-----------|-----------|
| 84.7786 | 132.0081 | 161.0668 | 306.0157 | 339.5836 | 395.6313 | 466.1165 |
| 546.5699 | 585.5990 | 673.2585 | 758.6653 | 821.5192 | 842.9222 | 891.5528 |
| 915.5459 | 955.4948 | 1001.9785 | 1006.0232 | 1047.2705 | 1061.8787 | 1103.2898 |
| 1160.6413 | 1198.4280 | 1219.7795 | 1235.1522 | 1270.7450 | 1335.1701 | 1343.8782 |
| 1358.8122 | 1373.0351 | 1394.1174 | 1422.9513 | 1464.8397 | 1474.7401 | 1484.3854 |
| 1729.3692 | 3012.3544 | 3019.6702 | 3039.8369 | 3054.7225 | 3064.6223 | 3077.4407 |
| 3089.5221 | 3146.4591 | 3169.4338 | | | | |

== Thermochemistry energies (hartree) ==

| | | |
|---------|-------------|---------------------------------|
| ZPVE = | 0.139716 | (after scaling by 0.9854) |
| G4 Ee = | -384.278103 | (total electronic energy) |
| G4 U0 = | -384.138387 | (Zero-kelvin internal energy) |
| G4 UT = | -384.130885 | (Internal energy at 298.15 K) |
| G4 HT = | -384.129941 | (Enthalpy at 298.15 K) |
| G4 GT = | -384.171027 | (Gibbs free energy at 298.15 K) |

[CCSDT-F12a/cc-pVDZ-F12 data]

CCSD(T)-F12a/cc-pVDZ-F12 Ee = -383.856809 (total electronic energy)

Species 3: ·QOOH

[G4 data]

== B3LYP/6-31G(2df,p) equilibrium geometry (Angstrom) ==

| | | | |
|---|-----------|-----------|-----------|
| C | 0.087325 | 1.164726 | 0.607062 |
| C | 0.597779 | -0.247674 | 0.685166 |
| C | -0.548680 | -1.264546 | 0.660054 |
| C | -1.554496 | -0.978655 | -0.468234 |
| C | -1.965074 | 0.463515 | -0.492275 |
| C | -1.144567 | 1.446872 | 0.034997 |
| H | -2.431987 | -1.627038 | -0.363813 |
| H | -1.099881 | -1.244098 | -1.435068 |
| H | -1.058869 | -1.207274 | 1.627860 |
| H | -0.133861 | -2.272143 | 0.564766 |
| H | 1.209597 | -0.384276 | 1.585449 |
| H | 2.328671 | 0.930880 | -1.063053 |
| H | 0.711237 | 1.961625 | 0.995316 |
| H | -1.477010 | 2.481478 | -0.004873 |
| H | -2.905736 | 0.732989 | -0.961474 |
| O | 1.415329 | -0.599639 | -0.452219 |
| O | 2.587685 | 0.239942 | -0.435997 |

== B3LYP/6-31G(2df,p) harmonic frequencies (cm⁻¹) ==

| | | | | | | |
|-----------|-----------|-----------|-----------|-----------|-----------|-----------|
| 80.2347 | 141.5330 | 172.9412 | 267.6953 | 295.2575 | 343.4182 | 428.4045 |
| 482.1086 | 545.2478 | 593.3740 | 653.1714 | 709.9026 | 760.1530 | 838.8470 |
| 878.4016 | 911.5101 | 955.7332 | 967.5177 | 976.0116 | 1010.2551 | 1051.7958 |
| 1086.6700 | 1136.7319 | 1161.7653 | 1202.0647 | 1234.7452 | 1323.7399 | 1347.0848 |
| 1358.6336 | 1378.2698 | 1387.0232 | 1400.7005 | 1451.5705 | 1467.9828 | 1477.1839 |
| 1506.2828 | 2991.2897 | 3025.0095 | 3044.4406 | 3057.0149 | 3095.5601 | 3150.5274 |
| 3181.5297 | 3194.7954 | 3739.8022 | | | | |

== Thermochemistry energies (hartree) ==

ZPVE = 0.137981 (after scaling by 0.9854)
G4 Ee = -384.276625 (total electronic energy)
G4 U0 = -384.138644 (Zero-kelvin internal energy)
G4 UT = -384.130675 (Internal energy at 298.15 K)
G4 HT = -384.129731 (Enthalpy at 298.15 K)
G4 GT = -384.171576 (Gibbs free energy at 298.15 K)

[CCSDT-F12a/cc-pVDZ-F12 data]

CCSD(T)-F12a/cc-pVDZ-F12 Ee = -383.855746 (total electronic energy)

Species 4: *cy*-ether

[G4 data]

== B3LYP/6-31G(2df,p) equilibrium geometry (Angstrom) ==

| | | | |
|---|-----------|-----------|-----------|
| C | -1.037122 | 0.781370 | -0.263494 |
| C | -1.040984 | -0.691292 | -0.334161 |
| C | 0.287197 | -1.411554 | -0.401625 |
| C | 1.407693 | -0.647884 | 0.335344 |
| C | 1.398344 | 0.827163 | 0.027585 |
| C | 0.268854 | 1.485358 | -0.241080 |
| H | 2.379124 | -1.085690 | 0.083108 |
| H | 1.279328 | -0.786643 | 1.415995 |
| H | 0.546001 | -1.525627 | -1.462741 |
| H | 0.192039 | -2.422363 | 0.010113 |
| H | -1.881217 | -1.187060 | -0.822810 |
| H | -1.889669 | 1.329667 | -0.658919 |
| H | 0.273604 | 2.549958 | -0.453534 |
| H | 2.345861 | 1.358236 | 0.053616 |
| O | -1.368620 | -0.036180 | 0.887470 |

== B3LYP/6-31G(2df,p) harmonic frequencies (cm⁻¹) ==

| | | | | | | |
|-----------|-----------|-----------|-----------|-----------|-----------|-----------|
| 184.2735 | 272.9549 | 352.5473 | 469.9996 | 511.0246 | 638.3203 | 701.6634 |
| 723.2301 | 807.1387 | 825.2455 | 870.5349 | 941.5471 | 943.3760 | 984.9963 |
| 992.5077 | 1043.3894 | 1057.6566 | 1084.6237 | 1139.1559 | 1189.6818 | 1212.6117 |
| 1266.9436 | 1279.9545 | 1342.4273 | 1356.7165 | 1389.1101 | 1422.1095 | 1455.6735 |
| 1475.5635 | 1485.2511 | 1706.7477 | 3023.2285 | 3030.7340 | 3065.7167 | 3073.6136 |
| 3096.4340 | 3130.9455 | 3158.6298 | 3183.3470 | | | |

== Thermochemistry energies (hartree) ==

| | | |
|---------|-------------|---------------------------------|
| ZPVE = | 0.125467 | (after scaling by 0.9854) |
| G4 Ee = | -308.558055 | (total electronic energy) |
| G4 U0 = | -308.432588 | (Zero-kelvin internal energy) |
| G4 UT = | -308.426868 | (Internal energy at 298.15 K) |
| G4 HT = | -308.425924 | (Enthalpy at 298.15 K) |
| G4 GT = | -308.461770 | (Gibbs free energy at 298.15 K) |

Species 5: alkene

[G4 data]

== B3LYP/6-31G(2df,p) equilibrium geometry (Angstrom) ==

| | | | |
|---|-----------|-----------|-----------|
| C | -0.047524 | 0.730845 | 1.257280 |
| C | 0.047524 | 1.423185 | 0.114882 |
| C | 0.295564 | 0.710221 | -1.193586 |
| C | -0.295564 | -0.710221 | -1.193586 |
| C | -0.047524 | -1.423185 | 0.114882 |
| C | 0.047524 | -0.730845 | 1.257280 |
| H | 0.108843 | -1.284331 | -2.033557 |
| H | -1.384043 | -0.657496 | -1.360242 |
| H | 1.384043 | 0.657496 | -1.360242 |
| H | -0.108843 | 1.284331 | -2.033557 |
| H | 0.011746 | 2.508512 | 0.115458 |
| H | -0.177426 | 1.241201 | 2.206890 |
| H | 0.177426 | -1.241201 | 2.206890 |
| H | -0.011746 | -2.508512 | 0.115458 |

== B3LYP/6-31G(2df,p) harmonic frequencies (cm⁻¹) ==

| | | | | | | |
|-----------|-----------|-----------|-----------|-----------|-----------|-----------|
| 186.0290 | 301.2623 | 477.1317 | 520.7165 | 570.0125 | 678.6001 | 760.0196 |
| 789.1127 | 855.3562 | 931.7446 | 965.0870 | 976.3074 | 995.7907 | 1007.4493 |
| 1044.4666 | 1071.5700 | 1167.2195 | 1186.0940 | 1204.0624 | 1267.2125 | 1351.7886 |
| 1358.8273 | 1399.9285 | 1437.0354 | 1467.3006 | 1479.1517 | 1648.4474 | 1708.7140 |
| 2967.9538 | 2979.5330 | 3065.0911 | 3065.3062 | 3156.2296 | 3163.3576 | 3178.6748 |
| 3188.1131 | | | | | | |

== Thermochemistry energies (hartree) ==

| | | |
|---------|-------------|---------------------------------|
| ZPVE = | 0.120261 | (after scaling by 0.9854) |
| G4 Ee = | -233.369786 | (total electronic energy) |
| G4 U0 = | -233.249525 | (Zero-kelvin internal energy) |
| G4 UT = | -233.244265 | (Internal energy at 298.15 K) |
| G4 HT = | -233.243320 | (Enthalpy at 298.15 K) |
| G4 GT = | -233.277172 | (Gibbs free energy at 298.15 K) |

Species 6: Transition state along $\text{ROO} \cdot \xrightarrow{\text{TS1}} \cdot\text{QOOH}$

[G4 data]

== B3LYP/6-31G(2df,p) equilibrium geometry (Angstrom) ==

| | | | |
|---|-----------|-----------|-----------|
| C | 0.376310 | 1.048705 | 0.686059 |
| C | 0.619052 | -0.474741 | 0.695945 |
| C | -0.653686 | -1.308780 | 0.622955 |
| C | -1.585412 | -0.826630 | -0.501670 |
| C | -1.756032 | 0.666216 | -0.482693 |
| C | -0.869167 | 1.500257 | 0.109490 |
| H | -2.563118 | -1.313817 | -0.412028 |
| H | -1.183764 | -1.136866 | -1.475292 |
| H | -1.166409 | -1.225658 | 1.588086 |
| H | -0.392731 | -2.362861 | 0.484989 |
| H | 1.233240 | -0.737328 | 1.566571 |
| H | 1.417161 | 1.156839 | -0.129004 |
| H | 0.731951 | 1.608867 | 1.552532 |
| H | -1.084932 | 2.565342 | 0.145307 |
| H | -2.650455 | 1.076994 | -0.942950 |
| O | 1.363092 | -0.740051 | -0.510550 |
| O | 2.245991 | 0.332341 | -0.634291 |

== B3LYP/6-31G(2df,p) harmonic frequencies (cm⁻¹) ==

| | | | | | | |
|------------|-----------|-----------|-----------|-----------|-----------|-----------|
| -2223.9678 | 114.1516 | 166.9165 | 250.4323 | 337.9654 | 406.7149 | 479.6986 |
| 545.7329 | 605.2991 | 666.0178 | 707.4598 | 777.8104 | 815.4433 | 861.8204 |
| 876.9721 | 941.8802 | 949.0178 | 962.3108 | 999.5188 | 1013.2690 | 1056.7024 |
| 1081.6784 | 1107.8901 | 1179.7953 | 1200.9488 | 1217.8017 | 1254.1000 | 1304.2326 |
| 1331.1683 | 1357.7221 | 1376.0048 | 1391.5496 | 1444.0362 | 1466.3002 | 1477.6857 |
| 1603.8653 | 1708.6512 | 3021.7561 | 3023.6021 | 3043.0939 | 3059.5722 | 3088.1978 |
| 3107.3166 | 3151.4481 | 3173.7032 | | | | |

== Thermochemistry energies (hartree) ==

ZPVE = 0.134037 (after scaling by 0.9854)
G4 Ee = -384.227010 (total electronic energy)
G4 U0 = -384.092973 (Zero-kelvin internal energy)
G4 UT = -384.086042 (Internal energy at 298.15 K)
G4 HT = -384.085098 (Enthalpy at 298.15 K)
G4 GT = -384.124705 (Gibbs free energy at 298.15 K)

[CCSDT-F12a/cc-pVDZ-F12 data]

CCSD(T)-F12a/cc-pVDZ-F12 Ee = -383.807209 (total electronic energy)

Species 7: Transition state along $\text{ROO}\cdot \xrightarrow{\text{TS2}} \text{alkene} + \cdot\text{OOH}$

[G4 data]

== B3LYP/6-31G(2df,p) equilibrium geometry (Angstrom) ==

| | | | |
|---|-----------|-----------|-----------|
| C | 0.134716 | 1.018022 | 0.836328 |
| C | 0.355361 | -0.339787 | 1.090460 |
| C | -0.598551 | -1.378106 | 0.579168 |
| C | -1.333436 | -0.938721 | -0.699752 |
| C | -1.794186 | 0.497457 | -0.608679 |
| C | -1.106838 | 1.392011 | 0.104837 |
| H | -2.179515 | -1.608328 | -0.884749 |
| H | -0.660222 | -1.054673 | -1.561082 |
| H | -1.333692 | -1.544294 | 1.384871 |
| H | -0.089286 | -2.334186 | 0.427556 |
| H | 1.040993 | -0.637025 | 1.876581 |
| H | 1.125965 | 1.092919 | -0.095180 |
| H | 0.521347 | 1.734874 | 1.559974 |
| H | -1.419831 | 2.430617 | 0.149167 |
| H | -2.679697 | 0.792290 | -1.162968 |
| O | 1.938830 | -0.618796 | -0.373597 |
| O | 2.027612 | 0.571614 | -0.814945 |

== B3LYP/6-31G(2df,p) harmonic frequencies (cm⁻¹) ==

| | | | | | | |
|------------|-----------|-----------|-----------|-----------|-----------|-----------|
| -1074.8556 | 107.5879 | 132.7030 | 202.7679 | 233.2763 | 378.9131 | 421.1442 |
| 488.3301 | 542.5577 | 599.9634 | 632.4915 | 722.4215 | 763.4658 | 834.2065 |
| 871.4635 | 937.0488 | 949.3748 | 958.3882 | 991.7348 | 1020.9491 | 1046.7081 |
| 1067.2259 | 1155.5456 | 1180.7518 | 1204.3982 | 1251.7335 | 1265.4012 | 1341.9732 |
| 1348.6922 | 1355.4842 | 1396.4578 | 1420.8283 | 1456.8639 | 1483.8953 | 1519.0882 |
| 1605.1333 | 1703.8313 | 2972.1232 | 3008.6438 | 3068.1881 | 3080.2169 | 3124.2232 |
| 3164.2465 | 3185.9172 | 3189.3299 | | | | |

== Thermochemistry energies (hartree) ==

| | | |
|---------|-------------|---------------------------------|
| ZPVE = | 0.133315 | (after scaling by 0.9854) |
| G4 Ee = | -384.227801 | (total electronic energy) |
| G4 U0 = | -384.094486 | (Zero-kelvin internal energy) |
| G4 UT = | -384.087022 | (Internal energy at 298.15 K) |
| G4 HT = | -384.086078 | (Enthalpy at 298.15 K) |
| G4 GT = | -384.126929 | (Gibbs free energy at 298.15 K) |

Species 8: Transition state along $\cdot\text{QOOH} \xrightarrow{\text{TS}_3} \text{alkene} + \cdot\text{OOH}$

[G4 data]

== B3LYP/6-31G(2df,p) equilibrium geometry (Angstrom) ==

| | | | |
|---|-----------|-----------|-----------|
| C | -0.151275 | 1.214466 | 0.639751 |
| C | 0.312582 | -0.036335 | 0.980894 |
| C | -0.576145 | -1.232640 | 0.755849 |
| C | -1.442891 | -1.080324 | -0.507291 |
| C | -2.007045 | 0.309028 | -0.646303 |
| C | -1.364350 | 1.373743 | -0.117978 |
| H | -2.243877 | -1.827032 | -0.506910 |
| H | -0.828994 | -1.292232 | -1.395291 |
| H | -1.224675 | -1.338139 | 1.639380 |
| H | 0.026908 | -2.141970 | 0.696551 |
| H | 1.110044 | -0.129221 | 1.707642 |
| H | 2.723435 | 0.904290 | -1.072854 |
| H | 0.404699 | 2.097819 | 0.937207 |
| H | -1.750250 | 2.377010 | -0.272967 |
| H | -2.906348 | 0.446270 | -1.239225 |
| O | 1.680268 | -0.523241 | -0.503050 |
| O | 2.827707 | 0.225188 | -0.387333 |

== B3LYP/6-31G(2df,p) harmonic frequencies (cm⁻¹) ==

| | | | | | | |
|-----------|-----------|-----------|-----------|-----------|-----------|-----------|
| -379.9481 | 30.4483 | 104.6119 | 119.4758 | 197.0658 | 276.7852 | 307.5545 |
| 413.8166 | 484.0201 | 512.7977 | 574.7142 | 687.5744 | 758.0977 | 817.3025 |
| 855.7204 | 924.6059 | 942.8683 | 977.6288 | 984.7231 | 996.2287 | 1008.9077 |
| 1041.6975 | 1076.8221 | 1166.4118 | 1179.4231 | 1193.7162 | 1265.3625 | 1347.7210 |
| 1356.9303 | 1404.9280 | 1405.5332 | 1445.9061 | 1463.1146 | 1472.8391 | 1479.9961 |
| 1627.4317 | 2988.6681 | 3003.5282 | 3064.2084 | 3093.7637 | 3159.4327 | 3174.2188 |
| 3185.3988 | 3204.9776 | 3680.6197 | -379.9481 | 30.4476 | 104.6119 | 119.4759 |
| 197.0660 | 276.7853 | 307.5545 | 413.8166 | 484.0201 | 512.7977 | 574.7142 |
| 687.5744 | 758.0977 | 817.3026 | 855.7204 | 924.6059 | 942.8683 | 977.6288 |
| 984.7231 | 996.2287 | 1008.9076 | 1041.6974 | 1076.8220 | 1166.4118 | 1179.4230 |
| 1193.7161 | 1265.3624 | 1347.7209 | 1356.9302 | 1404.9280 | 1405.5331 | 1445.9060 |
| 1463.1144 | 1472.8389 | 1479.9960 | 1627.4318 | 2988.6681 | 3003.5282 | 3064.2084 |
| 3093.7637 | 3159.4327 | 3174.2188 | 3185.3987 | 3204.9776 | 3680.6197 | |

== Thermochemistry energies (hartree) ==

| | | |
|---------|-------------|---------------------------------|
| ZPVE = | 0.135722 | (after scaling by 0.9854) |
| G4 Ee = | -384.231876 | (total electronic energy) |
| G4 U0 = | -384.096154 | (Zero-kelvin internal energy) |
| G4 UT = | -384.087809 | (Internal energy at 298.15 K) |
| G4 HT = | -384.086865 | (Enthalpy at 298.15 K) |
| G4 GT = | -384.130717 | (Gibbs free energy at 298.15 K) |

Species 9: Transition state along $\cdot\text{QOOH} \xrightarrow{\text{TS4}} \text{cycloether} + \cdot\text{OH}$

[G4 data]

== B3LYP/6-31G(2df,p) equilibrium geometry (Angstrom) ==

| | | | |
|---|-----------|-----------|-----------|
| C | 0.453615 | -1.367349 | 0.409385 |
| C | -0.527091 | -0.328385 | 0.812296 |
| C | 0.031343 | 1.085269 | 0.907151 |
| C | 0.973221 | 1.401925 | -0.266943 |
| C | 1.937121 | 0.290840 | -0.551276 |
| C | 1.656225 | -1.005691 | -0.249930 |
| H | 1.510938 | 2.339579 | -0.090222 |
| H | 0.367375 | 1.562331 | -1.170092 |
| H | 0.569911 | 1.175620 | 1.858973 |
| H | -0.802077 | 1.791756 | 0.927843 |
| H | -1.149890 | -0.585737 | 1.678000 |
| H | -3.143933 | -0.444094 | -0.828721 |
| H | 0.218216 | -2.403966 | 0.610852 |
| H | 2.351056 | -1.792363 | -0.528237 |
| H | 2.862276 | 0.532483 | -1.067018 |
| O | -1.099482 | -0.668860 | -0.406610 |
| O | -2.641827 | 0.339452 | -0.562825 |

== B3LYP/6-31G(2df,p) harmonic frequencies (cm⁻¹) ==

| | | | | | | |
|-----------|-----------|-----------|-----------|-----------|-----------|-----------|
| -643.7137 | 68.5795 | 126.8522 | 142.1841 | 208.7457 | 236.3302 | 314.6104 |
| 374.5625 | 477.2465 | 528.6246 | 599.2069 | 682.1976 | 748.9355 | 813.8973 |
| 836.0285 | 866.3055 | 908.4730 | 926.5510 | 977.0548 | 985.4077 | 999.0855 |
| 1061.9316 | 1096.1606 | 1144.6528 | 1183.0960 | 1196.6620 | 1259.7733 | 1286.7329 |
| 1335.9251 | 1360.1286 | 1396.1529 | 1419.0037 | 1445.9152 | 1455.5111 | 1478.3167 |
| 1574.9260 | 3015.3118 | 3022.8025 | 3037.8906 | 3067.1834 | 3104.8123 | 3161.8998 |
| 3181.2885 | 3223.8621 | 3783.9535 | | | | |

== Thermochemistry energies (hartree) ==

| | | |
|---------|-------------|---------------------------------|
| ZPVE = | 0.134952 | (after scaling by 0.9854) |
| G4 Ee = | -384.243986 | (total electronic energy) |
| G4 U0 = | -384.109034 | (Zero-kelvin internal energy) |
| G4 UT = | -384.100753 | (Internal energy at 298.15 K) |
| G4 HT = | -384.099809 | (Enthalpy at 298.15 K) |
| G4 GT = | -384.142593 | (Gibbs free energy at 298.15 K) |

Hydrocarbon 9: cyclohexadienyl

Species 1: ·R

[G4 data]

== B3LYP/6-31G(2df,p) equilibrium geometry (Angstrom) ==

| | | | |
|---|-----------|-----------|-----------|
| C | 0.739991 | -1.223502 | -0.000038 |
| C | 1.453654 | 0.000001 | -0.000065 |
| C | 0.739989 | 1.223503 | -0.000028 |
| C | -0.622331 | 1.254147 | 0.000033 |
| C | -1.447519 | -0.000001 | 0.000065 |
| C | -0.622329 | -1.254148 | 0.000023 |
| H | -2.137853 | 0.000002 | -0.864876 |
| H | -2.137776 | -0.000006 | 0.865068 |
| H | -1.151043 | 2.202331 | 0.000061 |
| H | 1.295920 | 2.156770 | -0.000049 |
| H | 2.537129 | 0.000002 | -0.000114 |
| H | -1.151039 | -2.202333 | 0.000043 |
| H | 1.295924 | -2.156767 | -0.000067 |

== B3LYP/6-31G(2df,p) harmonic frequencies (cm⁻¹) ==

| | | | | | | |
|-----------|-----------|-----------|-----------|-----------|-----------|-----------|
| 182.6707 | 384.9461 | 530.5428 | 561.1570 | 588.9585 | 646.0198 | 733.4097 |
| 773.7465 | 872.4882 | 936.8705 | 968.3608 | 969.2326 | 980.0754 | 987.2943 |
| 993.9733 | 1114.4403 | 1166.6864 | 1171.7547 | 1198.9860 | 1309.2668 | 1360.3413 |
| 1408.9065 | 1435.9745 | 1454.9387 | 1544.4797 | 1610.3738 | 2905.9071 | 2918.6092 |
| 3158.3743 | 3160.3792 | 3179.1297 | 3180.0507 | 3202.8703 | | |

== Thermochemistry energies (hartree) ==

| | | |
|---------|-------------|---------------------------------|
| ZPVE = | 0.106838 | (after scaling by 0.9854) |
| G4 Ee = | -232.737066 | (total electronic energy) |
| G4 U0 = | -232.630228 | (Zero-kelvin internal energy) |
| G4 UT = | -232.625114 | (Internal energy at 298.15 K) |
| G4 HT = | -232.624170 | (Enthalpy at 298.15 K) |
| G4 GT = | -232.659004 | (Gibbs free energy at 298.15 K) |

Species 2: ROO·

[G4 data]

== B3LYP/6-31G(2df,p) equilibrium geometry (Angstrom) ==

| | | | |
|---|-----------|-----------|-----------|
| C | 1.946071 | 0.366753 | -0.521657 |
| C | 1.652862 | -1.016761 | -0.157044 |
| C | 0.488296 | -1.370240 | 0.406502 |
| C | -0.584308 | -0.348138 | 0.614601 |
| C | -0.068987 | 1.085551 | 0.721912 |
| C | 1.141918 | 1.361002 | -0.124033 |
| H | 0.180828 | 1.285600 | 1.775366 |
| H | -0.900237 | 1.756520 | 0.481247 |
| H | 0.268320 | -2.402310 | 0.655118 |
| H | 2.410481 | -1.769431 | -0.354919 |
| O | -1.483356 | -0.468771 | -0.583038 |
| H | -1.235267 | -0.584020 | 1.458794 |
| O | -2.565433 | 0.253708 | -0.441339 |
| H | 1.370027 | 2.395194 | -0.362023 |
| H | 2.841039 | 0.569948 | -1.100238 |

== B3LYP/6-31G(2df,p) harmonic frequencies (cm⁻¹) ==

| | | | | | | |
|-----------|-----------|-----------|-----------|-----------|-----------|-----------|
| 78.9669 | 124.4064 | 209.8113 | 313.5798 | 378.6430 | 470.4839 | 511.8397 |
| 590.4836 | 611.1580 | 670.0181 | 787.0555 | 806.6984 | 852.8027 | 951.1396 |
| 964.5550 | 977.6224 | 989.2602 | 1000.9962 | 1009.3982 | 1101.7329 | 1171.7363 |
| 1205.8211 | 1206.9190 | 1215.7556 | 1319.1811 | 1337.6998 | 1355.8018 | 1409.6011 |
| 1442.4400 | 1450.8066 | 1640.2591 | 1710.7435 | 2997.4347 | 3076.6886 | 3091.5821 |
| 3165.9573 | 3174.0595 | 3192.3142 | 3198.8966 | | | |

== Thermochemistry energies (hartree) ==

| | | |
|---------|-------------|---------------------------------|
| ZPVE = | 0.116206 | (after scaling by 0.9854) |
| G4 Ee = | -383.046297 | (total electronic energy) |
| G4 U0 = | -382.930091 | (Zero-kelvin internal energy) |
| G4 UT = | -382.922921 | (Internal energy at 298.15 K) |
| G4 HT = | -382.921977 | (Enthalpy at 298.15 K) |
| G4 GT = | -382.962447 | (Gibbs free energy at 298.15 K) |

Species 3: ·QOOH

[G4 data]

== B3LYP/6-31G(2df,p) equilibrium geometry (Angstrom) ==

| | | | |
|---|-----------|-----------|-----------|
| C | 2.225941 | 0.304246 | -0.235867 |
| C | 1.782209 | -1.031978 | -0.094343 |
| C | 0.490669 | -1.321029 | 0.231339 |
| C | -0.527426 | -0.248381 | 0.460862 |
| C | 0.016149 | 1.138281 | 0.294811 |
| C | 1.316396 | 1.371198 | -0.040757 |
| H | -0.680159 | 1.955671 | 0.447822 |
| H | 0.145499 | -2.344878 | 0.322887 |
| H | 2.488942 | -1.841832 | -0.248322 |
| O | -1.602422 | -0.531515 | -0.480441 |
| H | -0.979838 | -0.360679 | 1.460952 |
| O | -2.759467 | 0.225051 | -0.050235 |
| H | -2.826470 | 0.868427 | -0.769506 |
| H | 3.256300 | 0.509139 | -0.502085 |
| H | 1.667209 | 2.391836 | -0.162617 |

== B3LYP/6-31G(2df,p) harmonic frequencies (cm⁻¹) ==

| | | | | | | |
|-----------|-----------|-----------|-----------|-----------|-----------|-----------|
| 80.6606 | 123.4032 | 230.7530 | 259.0123 | 369.6007 | 382.8152 | 451.5817 |
| 564.3703 | 583.6103 | 621.0640 | 690.7445 | 758.2268 | 810.5953 | 882.7285 |
| 924.2795 | 929.9278 | 963.7857 | 977.7121 | 994.4166 | 1003.0443 | 1040.8364 |
| 1124.1904 | 1162.5861 | 1192.9556 | 1299.1507 | 1315.9314 | 1349.2404 | 1375.5684 |
| 1409.2601 | 1448.5617 | 1542.9318 | 1597.0315 | 2943.0869 | 3164.6466 | 3170.0165 |
| 3190.9943 | 3194.9566 | 3204.2555 | 3759.3203 | | | |

== Thermochemistry energies (hartree) ==

| | | |
|---------|-------------|---------------------------------|
| ZPVE = | 0.114687 | (after scaling by 0.9854) |
| G4 Ee = | -383.055369 | (total electronic energy) |
| G4 U0 = | -382.940682 | (Zero-kelvin internal energy) |
| G4 UT = | -382.933138 | (Internal energy at 298.15 K) |
| G4 HT = | -382.932194 | (Enthalpy at 298.15 K) |
| G4 GT = | -382.973274 | (Gibbs free energy at 298.15 K) |

Species 4: *cy*-ether

[G4 data]

== B3LYP/6-31G(2df,p) equilibrium geometry (Angstrom) ==

| | | | |
|---|-----------|-----------|-----------|
| C | -0.262383 | 1.416858 | -0.723505 |
| C | -0.262383 | 1.416858 | 0.723505 |
| C | -0.262383 | 0.266294 | 1.430151 |
| C | -0.048925 | -1.020134 | 0.759443 |
| C | -0.048925 | -1.020134 | -0.759443 |
| C | -0.262383 | 0.266294 | -1.430151 |
| H | -0.444533 | 0.265464 | 2.499827 |
| H | -0.379401 | 2.367325 | 1.234586 |
| O | 1.153133 | -1.170794 | -0.000000 |
| H | -0.346458 | -1.927723 | 1.281871 |
| H | -0.346458 | -1.927723 | -1.281871 |
| H | -0.444533 | 0.265464 | -2.499827 |
| H | -0.379401 | 2.367325 | -1.234586 |

== B3LYP/6-31G(2df,p) harmonic frequencies (cm⁻¹) ==

| | | | | | | |
|-----------|-----------|-----------|-----------|-----------|-----------|-----------|
| 253.7927 | 318.0619 | 464.7663 | 540.3432 | 616.3297 | 638.2910 | 700.1100 |
| 782.2493 | 782.5579 | 854.4873 | 935.8458 | 963.4724 | 972.6337 | 982.0710 |
| 985.3129 | 1008.5607 | 1057.5928 | 1131.8041 | 1187.6446 | 1204.6776 | 1259.4584 |
| 1354.9766 | 1381.0430 | 1421.6052 | 1461.0299 | 1601.3081 | 1683.1944 | 3118.2390 |
| 3127.6730 | 3165.4700 | 3174.6024 | 3187.5457 | 3195.3965 | | |

== Thermochemistry energies (hartree) ==

| | | |
|---------|-------------|---------------------------------|
| ZPVE = | 0.102171 | (after scaling by 0.9854) |
| G4 Ee = | -307.331379 | (total electronic energy) |
| G4 U0 = | -307.229208 | (Zero-kelvin internal energy) |
| G4 UT = | -307.223966 | (Internal energy at 298.15 K) |
| G4 HT = | -307.223022 | (Enthalpy at 298.15 K) |
| G4 GT = | -307.257859 | (Gibbs free energy at 298.15 K) |

Species 5: benzene

[G4 data]

== B3LYP/6-31G(2df,p) equilibrium geometry (Angstrom) ==

| | | | |
|---|-----------|-----------|-----------|
| C | 0.000000 | 1.206843 | 0.696770 |
| C | -0.000000 | 0.000000 | 1.393539 |
| C | -0.000000 | -1.206843 | 0.696770 |
| C | -0.000000 | -1.206843 | -0.696770 |
| C | 0.000000 | 0.000000 | -1.393539 |
| C | 0.000000 | 1.206843 | -0.696770 |
| H | 0.000000 | 0.000000 | -2.478699 |
| H | -0.000000 | -2.146618 | 1.239352 |
| H | -0.000000 | -0.000000 | 2.478699 |
| H | 0.000000 | -2.146618 | -1.239352 |
| H | 0.000000 | 2.146618 | 1.239352 |
| H | 0.000000 | 2.146618 | -1.239352 |

== B3LYP/6-31G(2df,p) harmonic frequencies (cm⁻¹) ==

| | | | | | | |
|-----------|-----------|-----------|-----------|-----------|-----------|-----------|
| 412.6837 | 412.6965 | 616.8121 | 616.8305 | 699.6459 | 722.2103 | 872.0520 |
| 872.1792 | 960.5059 | 960.6148 | 1008.6967 | 1014.5758 | 1016.3494 | 1061.7862 |
| 1061.8144 | 1173.5994 | 1198.0351 | 1198.0629 | 1338.5753 | 1362.0895 | 1511.4832 |
| 1511.4941 | 1634.3631 | 1634.3704 | 3163.2958 | 3172.9944 | 3173.0556 | 3189.1759 |
| 3189.2419 | 3200.0498 | | | | | |

== Thermochemistry energies (hartree) ==

| | | |
|---------|-------------|---------------------------------|
| ZPVE = | 0.098685 | (after scaling by 0.9854) |
| G4 Ee = | -232.192697 | (total electronic energy) |
| G4 U0 = | -232.094012 | (Zero-kelvin internal energy) |
| G4 UT = | -232.089556 | (Internal energy at 298.15 K) |
| G4 HT = | -232.088612 | (Enthalpy at 298.15 K) |
| G4 GT = | -232.120188 | (Gibbs free energy at 298.15 K) |

Species 6: Transition state along $\text{ROO} \cdot \xrightarrow{\text{TS1}} \cdot\text{QOOH}$

[G4 data]

== B3LYP/6-31G(2df,p) equilibrium geometry (Angstrom) ==

| | | | |
|---|-----------|-----------|-----------|
| C | 2.044127 | -0.164733 | 0.263335 |
| C | 1.458058 | 1.153044 | 0.236331 |
| C | 0.204894 | 1.358210 | -0.213721 |
| C | -0.668353 | 0.243502 | -0.744896 |
| C | -0.092645 | -1.153534 | -0.379659 |
| C | 1.301014 | -1.265195 | -0.067629 |
| H | -0.529696 | -1.977484 | -0.945474 |
| H | -0.825588 | -1.081421 | 0.688370 |
| H | -0.235555 | 2.350637 | -0.226729 |
| H | 2.057616 | 1.992812 | 0.574393 |
| O | -1.930778 | 0.243279 | -0.231674 |
| H | -0.798005 | 0.373994 | -1.831859 |
| O | -1.818353 | -0.263747 | 1.066711 |
| H | 1.756753 | -2.250702 | -0.050261 |
| H | 3.084952 | -0.271852 | 0.548694 |

== B3LYP/6-31G(2df,p) harmonic frequencies (cm⁻¹) ==

| | | | | | | |
|------------|-----------|-----------|-----------|-----------|-----------|-----------|
| -2081.4514 | 65.4400 | 189.9834 | 340.6806 | 394.9551 | 483.0895 | 501.6953 |
| 583.5703 | 648.3990 | 664.9857 | 748.8786 | 792.9358 | 827.8749 | 905.8037 |
| 932.3641 | 967.3392 | 978.2692 | 985.6127 | 1001.9949 | 1030.1643 | 1098.7304 |
| 1166.8467 | 1170.6288 | 1197.0845 | 1240.8331 | 1274.1935 | 1347.2653 | 1365.4533 |
| 1415.4699 | 1468.2634 | 1510.0597 | 1648.3481 | 1747.5389 | 2970.3894 | 3115.2509 |
| 3165.5329 | 3172.6995 | 3185.5274 | 3198.2842 | | | |

== Thermochemistry energies (hartree) ==

| | | |
|---------|-------------|---------------------------------|
| ZPVE = | 0.111128 | (after scaling by 0.9854) |
| G4 Ee = | -382.993723 | (total electronic energy) |
| G4 U0 = | -382.882595 | (Zero-kelvin internal energy) |
| G4 UT = | -382.876042 | (Internal energy at 298.15 K) |
| G4 HT = | -382.875098 | (Enthalpy at 298.15 K) |
| G4 GT = | -382.914280 | (Gibbs free energy at 298.15 K) |

Species 7: Transition state along $\text{ROO}\cdot \xrightarrow{\text{TS}_2} \text{alkene} + \cdot\text{OOH}$

[G4 data]

== B3LYP/6-31G(2df,p) equilibrium geometry (Angstrom) ==

| | | | |
|---|-----------|-----------|-----------|
| C | -1.930099 | -0.485886 | -0.571184 |
| C | -1.700419 | 0.919147 | -0.443245 |
| C | -0.657213 | 1.401805 | 0.315314 |
| C | 0.247556 | 0.521682 | 0.928746 |
| C | 0.085658 | -0.936519 | 0.791555 |
| C | -1.115458 | -1.375057 | 0.047418 |
| H | 0.232364 | -1.482848 | 1.731975 |
| H | 1.012673 | -1.258162 | 0.187623 |
| H | -0.529348 | 2.471085 | 0.446250 |
| H | -2.384505 | 1.611082 | -0.923339 |
| O | 2.048461 | 0.639737 | -0.402771 |
| H | 0.935083 | 0.897008 | 1.675350 |
| O | 2.356689 | -0.544467 | -0.642182 |
| H | -1.303660 | -2.441692 | -0.024272 |
| H | -2.783952 | -0.829673 | -1.145589 |

== B3LYP/6-31G(2df,p) harmonic frequencies (cm⁻¹) ==

| | | | | | | |
|-----------|-----------|-----------|-----------|-----------|-----------|-----------|
| -164.0472 | 83.9462 | 108.5069 | 132.9001 | 262.0462 | 377.1763 | 448.3527 |
| 572.9756 | 588.7342 | 599.0074 | 704.9926 | 818.4272 | 849.5874 | 899.6663 |
| 925.0614 | 972.7726 | 998.5488 | 999.0399 | 1002.0455 | 1015.4883 | 1130.0275 |
| 1170.8722 | 1182.2837 | 1204.0808 | 1352.7698 | 1371.2133 | 1377.7966 | 1421.6039 |
| 1450.3222 | 1477.0656 | 1535.4057 | 1641.2849 | 2331.2397 | 3034.8405 | 3169.9318 |
| 3177.6204 | 3188.7684 | 3198.1340 | 3214.5468 | | | |

== Thermochemistry energies (hartree) ==

| | | |
|---------|-------------|---------------------------------|
| ZPVE = | 0.112221 | (after scaling by 0.9854) |
| G4 Ee = | -383.010677 | (total electronic energy) |
| G4 U0 = | -382.898456 | (Zero-kelvin internal energy) |
| G4 UT = | -382.891154 | (Internal energy at 298.15 K) |
| G4 HT = | -382.890210 | (Enthalpy at 298.15 K) |
| G4 GT = | -382.931312 | (Gibbs free energy at 298.15 K) |

Species 8: Transition state along $\cdot\text{QOOH} \xrightarrow{\text{TS}_3} \text{alkene} + \cdot\text{OOH}$

[G4 data]

== B3LYP/6-31G(2df,p) equilibrium geometry (Angstrom) ==

| | | | |
|---|-----------|-----------|-----------|
| C | 2.129939 | 0.322467 | -0.434348 |
| C | 1.759400 | -1.012704 | -0.191146 |
| C | 0.553344 | -1.308738 | 0.399090 |
| C | -0.394513 | -0.263674 | 0.696985 |
| C | 0.064060 | 1.094036 | 0.544284 |
| C | 1.277194 | 1.367814 | -0.048648 |
| H | -0.591944 | 1.899310 | 0.858113 |
| H | 0.268846 | -2.336030 | 0.596373 |
| H | 2.443986 | -1.812767 | -0.453941 |
| O | -1.611603 | -0.471336 | -0.606990 |
| H | -1.120899 | -0.457661 | 1.479843 |
| O | -2.796605 | 0.165476 | -0.206867 |
| H | -2.740490 | 1.018716 | -0.662867 |
| H | 3.084642 | 0.543414 | -0.898849 |
| H | 1.584986 | 2.396692 | -0.205127 |

== B3LYP/6-31G(2df,p) harmonic frequencies (cm⁻¹) ==

| | | | | | | |
|-----------|-----------|-----------|-----------|-----------|-----------|-----------|
| -570.8798 | 60.9834 | 118.7750 | 176.3732 | 322.4477 | 382.8403 | 408.0593 |
| 423.1762 | 597.9029 | 601.8888 | 654.9258 | 721.1801 | 812.1019 | 874.7160 |
| 926.0583 | 960.6706 | 963.2890 | 982.5005 | 1008.0165 | 1023.4480 | 1049.2184 |
| 1105.6918 | 1165.5993 | 1169.9099 | 1195.7653 | 1327.3685 | 1358.8438 | 1386.0986 |
| 1469.9416 | 1478.5650 | 1551.9095 | 1593.7741 | 3158.8717 | 3170.4527 | 3175.5778 |
| 3187.9407 | 3196.0584 | 3203.2885 | 3711.7269 | | | |

== Thermochemistry energies (hartree) ==

| | | |
|---------|-------------|---------------------------------|
| ZPVE = | 0.113763 | (after scaling by 0.9854) |
| G4 Ee = | -383.037315 | (total electronic energy) |
| G4 U0 = | -382.923552 | (Zero-kelvin internal energy) |
| G4 UT = | -382.916130 | (Internal energy at 298.15 K) |
| G4 HT = | -382.915186 | (Enthalpy at 298.15 K) |
| G4 GT = | -382.956419 | (Gibbs free energy at 298.15 K) |

Species 9: Transition state along $\cdot\text{QOOH} \xrightarrow{\text{TS4}} \text{cycloether} + \cdot\text{OH}$

[G4 data]

== B3LYP/6-31G(2df,p) equilibrium geometry (Angstrom) ==

| | | | |
|---|-----------|-----------|-----------|
| C | 1.949345 | 0.300275 | -0.541836 |
| C | 1.600493 | -1.003920 | -0.272913 |
| C | 0.431860 | -1.291195 | 0.453988 |
| C | -0.509301 | -0.196182 | 0.829590 |
| C | 0.030145 | 1.186712 | 0.652810 |
| C | 1.165266 | 1.398934 | -0.049862 |
| H | -0.530799 | 2.008039 | 1.083679 |
| H | 0.178305 | -2.300113 | 0.747496 |
| H | 2.235937 | -1.819777 | -0.600232 |
| O | -1.159327 | -0.724067 | -0.299595 |
| H | -1.082698 | -0.330692 | 1.752391 |
| O | -2.685663 | 0.306116 | -0.531518 |
| H | -2.428450 | 0.498365 | -1.445059 |
| H | 2.853583 | 0.511573 | -1.103052 |
| H | 1.527190 | 2.408464 | -0.216973 |

== B3LYP/6-31G(2df,p) harmonic frequencies (cm⁻¹) ==

| | | | | | | |
|-----------|-----------|-----------|-----------|-----------|-----------|-----------|
| -717.7232 | 74.8417 | 134.4961 | 182.6777 | 213.2320 | 298.9961 | 357.7806 |
| 451.4641 | 568.6267 | 583.2618 | 621.4947 | 734.6745 | 779.3750 | 822.8349 |
| 857.5116 | 905.1142 | 941.3920 | 956.6323 | 981.8317 | 986.5930 | 997.0234 |
| 1052.9944 | 1143.0826 | 1178.1178 | 1188.1396 | 1271.9636 | 1334.7275 | 1361.9951 |
| 1424.0060 | 1466.5478 | 1514.5586 | 1638.9198 | 3051.4699 | 3171.6929 | 3181.4588 |
| 3196.1240 | 3204.6375 | 3233.8083 | 3779.6801 | | | |

== Thermochemistry energies (hartree) ==

| | | |
|---------|-------------|---------------------------------|
| ZPVE = | 0.111895 | (after scaling by 0.9854) |
| G4 Ee = | -383.012994 | (total electronic energy) |
| G4 U0 = | -382.901099 | (Zero-kelvin internal energy) |
| G4 UT = | -382.893350 | (Internal energy at 298.15 K) |
| G4 HT = | -382.892406 | (Enthalpy at 298.15 K) |
| G4 GT = | -382.933996 | (Gibbs free energy at 298.15 K) |

Hydrocarbon 10: 2-(cyclohexa-2,4-dien-1-yl)ethyl

Species 1: ·R

[G4 data]

== B3LYP/6-31G(2df,p) equilibrium geometry (Angstrom) ==

| | | | |
|---|-----------|-----------|-----------|
| C | -0.011664 | -1.110425 | 0.277232 |
| C | -1.478108 | -1.327419 | -0.008438 |
| C | -2.312519 | -0.284069 | -0.099429 |
| C | -1.806555 | 1.082473 | 0.040132 |
| C | -0.492938 | 1.335074 | -0.021593 |
| C | 0.503334 | 0.227346 | -0.286277 |
| H | 0.592235 | -1.934351 | -0.115081 |
| H | 0.138303 | -1.123282 | 1.370972 |
| H | -1.849190 | -2.346169 | -0.069766 |
| H | -3.377024 | -0.431552 | -0.254210 |
| H | -2.520079 | 1.889712 | 0.176951 |
| H | -0.116504 | 2.352174 | 0.054403 |
| C | 1.912297 | 0.570762 | 0.237509 |
| H | 0.583486 | 0.122395 | -1.383618 |
| C | 2.968121 | -0.392579 | -0.178949 |
| H | 2.947529 | -0.834694 | -1.170094 |
| H | 3.859336 | -0.542552 | 0.418762 |
| H | 1.883682 | 0.655430 | 1.332619 |
| H | 2.166413 | 1.585911 | -0.122061 |

== B3LYP/6-31G(2df,p) harmonic frequencies (cm⁻¹) ==

| | | | | | | |
|-----------|-----------|-----------|-----------|-----------|-----------|-----------|
| 92.7428 | 127.7390 | 145.9200 | 206.0138 | 285.3615 | 370.8510 | 405.7364 |
| 463.1924 | 505.5866 | 542.1560 | 581.8264 | 698.2050 | 768.7338 | 785.2291 |
| 818.0229 | 910.6072 | 936.2716 | 961.5520 | 977.1366 | 986.7605 | 992.8408 |
| 1038.3794 | 1090.1033 | 1094.5560 | 1116.2382 | 1174.6969 | 1184.1106 | 1204.4708 |
| 1244.9121 | 1288.9227 | 1324.5349 | 1363.0994 | 1368.6668 | 1394.7165 | 1437.4797 |
| 1459.9018 | 1465.0308 | 1470.0238 | 1644.6022 | 1707.1752 | 2916.5581 | 2933.5882 |
| 2960.6803 | 3025.1265 | 3071.5026 | 3143.6534 | 3149.2059 | 3160.3792 | 3174.2574 |
| 3186.8167 | 3247.6415 | | | | | |

== Thermochemistry energies (hartree) ==

| | | |
|---------|-------------|---------------------------------|
| ZPVE = | 0.160743 | (after scaling by 0.9854) |
| G4 Ee = | -311.313403 | (total electronic energy) |
| G4 U0 = | -311.152660 | (Zero-kelvin internal energy) |
| G4 UT = | -311.144311 | (Internal energy at 298.15 K) |
| G4 HT = | -311.143367 | (Enthalpy at 298.15 K) |
| G4 GT = | -311.185854 | (Gibbs free energy at 298.15 K) |

[CCSDT-F12a/cc-pVDZ-F12 data]

CCSD(T)-F12a/cc-pVDZ-F12 Ee = -310.893403 (total electronic energy)

Species 2: ROO·

[G4 data]

== B3LYP/6-31G(2df,p) equilibrium geometry (Angstrom) ==

| | | | |
|---|-----------|-----------|-----------|
| C | -0.609257 | -0.824475 | 0.749263 |
| C | -1.957790 | -1.376051 | 0.352663 |
| C | -2.891486 | -0.586267 | -0.190526 |
| C | -2.611346 | 0.827714 | -0.442835 |
| C | -1.360165 | 1.299064 | -0.387372 |
| C | -0.185177 | 0.383628 | -0.111166 |
| H | 0.154063 | -1.604260 | 0.678554 |
| H | -0.652844 | -0.527833 | 1.812416 |
| H | -2.169297 | -2.417182 | 0.576976 |
| H | -3.876044 | -0.973043 | -0.434571 |
| H | -3.438257 | 1.485320 | -0.693697 |
| H | -1.149965 | 2.344014 | -0.601320 |
| C | 0.984259 | 1.172452 | 0.505357 |
| H | 0.155500 | -0.005196 | -1.084453 |
| C | 2.275030 | 0.392287 | 0.732555 |
| H | 2.138878 | -0.495525 | 1.352713 |
| H | 3.043330 | 1.035369 | 1.171831 |
| H | 0.678901 | 1.575681 | 1.480511 |
| H | 1.212651 | 2.037514 | -0.129438 |
| O | 2.860576 | -0.050076 | -0.525633 |
| O | 2.394258 | -1.223045 | -0.896512 |

== B3LYP/6-31G(2df,p) harmonic frequencies (cm⁻¹) ==

| | | | | | | |
|-----------|-----------|-----------|-----------|-----------|-----------|-----------|
| 55.7402 | 71.2979 | 88.2878 | 137.1121 | 188.5633 | 271.8733 | 313.6895 |
| 410.5818 | 424.3850 | 486.1849 | 537.5208 | 544.9939 | 581.6208 | 698.3974 |
| 755.1117 | 786.9743 | 818.9749 | 868.7889 | 920.3942 | 961.2427 | 973.1242 |
| 978.0465 | 992.3505 | 997.0552 | 1025.2756 | 1055.3392 | 1104.2355 | 1131.1395 |
| 1182.2696 | 1184.0899 | 1202.8280 | 1218.7940 | 1244.1566 | 1281.9088 | 1325.0545 |
| 1332.7397 | 1367.8453 | 1382.6558 | 1386.2183 | 1398.0866 | 1440.2407 | 1468.2041 |
| 1474.1385 | 1478.9738 | 1650.6386 | 1711.5456 | 2948.1398 | 2974.6824 | 3019.0543 |
| 3058.6548 | 3068.2796 | 3082.3704 | 3133.3060 | 3149.9784 | 3162.5183 | 3176.0070 |
| 3188.8241 | | | | | | |

== Thermochemistry energies (hartree) ==

ZPVE = 0.172567 (after scaling by 0.9854)
G4 Ee = -461.657025 (total electronic energy)
G4 U0 = -461.484458 (Zero-kelvin internal energy)
G4 UT = -461.474705 (Internal energy at 298.15 K)
G4 HT = -461.473761 (Enthalpy at 298.15 K)
G4 GT = -461.520936 (Gibbs free energy at 298.15 K)

[CCSDT-F12a/cc-pVDZ-F12 data]

CCSD(T)-F12a/cc-pVDZ-F12 Ee = -461.131377 (total electronic energy)

Species 3: *syn*-QOOH

[G4 data]

== B3LYP/6-31G(2df,p) equilibrium geometry (Angstrom) ==

| | | | |
|---|-----------|-----------|-----------|
| C | 0.777981 | 1.305485 | -0.167774 |
| C | 2.151175 | 0.993438 | -0.685833 |
| C | 2.775777 | -0.187306 | -0.420567 |
| C | 2.155069 | -1.181575 | 0.372949 |
| C | 0.864747 | -0.947788 | 0.906517 |
| C | 0.173097 | 0.212163 | 0.678657 |
| H | 0.105847 | 1.532282 | -1.014655 |
| H | 0.793202 | 2.251698 | 0.406249 |
| H | 2.636853 | 1.749375 | -1.294917 |
| H | 3.768103 | -0.373470 | -0.820403 |
| H | 2.665346 | -2.114319 | 0.581549 |
| H | 0.410344 | -1.713026 | 1.531514 |
| C | -1.185126 | 0.455508 | 1.278255 |
| H | -0.879892 | -1.151429 | -1.120507 |
| C | -2.351921 | 0.555696 | 0.276240 |
| H | -2.224249 | 1.391236 | -0.421387 |
| H | -3.288282 | 0.707255 | 0.826669 |
| H | -1.175346 | 1.399587 | 1.845798 |
| H | -1.419464 | -0.342692 | 1.991014 |
| O | -2.574967 | -0.639748 | -0.455280 |
| O | -1.619690 | -0.681529 | -1.537418 |

== B3LYP/6-31G(2df,p) harmonic frequencies (cm⁻¹) ==

| | | | | | | |
|-----------|-----------|-----------|-----------|-----------|-----------|-----------|
| 55.8844 | 70.5048 | 116.4019 | 148.5324 | 208.9811 | 276.3272 | 351.1578 |
| 358.5839 | 399.6448 | 450.2734 | 498.6349 | 535.5809 | 564.8079 | 585.7858 |
| 678.7676 | 733.5142 | 765.1269 | 841.8715 | 887.9998 | 922.9112 | 938.9246 |
| 948.1627 | 972.3203 | 974.1593 | 978.5481 | 1006.0663 | 1051.3717 | 1064.7582 |
| 1133.8357 | 1177.5945 | 1183.3396 | 1196.3331 | 1228.1431 | 1279.8240 | 1308.3559 |
| 1339.0058 | 1368.1022 | 1391.2112 | 1407.0337 | 1421.9042 | 1430.4637 | 1441.6973 |
| 1463.0134 | 1468.4791 | 1542.7049 | 1611.6608 | 2912.4760 | 2938.6552 | 2985.2121 |
| 3031.2776 | 3063.9164 | 3085.1174 | 3152.3889 | 3163.8173 | 3182.5535 | 3203.2081 |
| 3708.9467 | | | | | | |

== Thermochemistry energies (hartree) ==

ZPVE = 0.171075 (after scaling by 0.9854)
G4 Ee = -461.674724 (total electronic energy)
G4 U0 = -461.503649 (Zero-kelvin internal energy)
G4 UT = -461.493704 (Internal energy at 298.15 K)
G4 HT = -461.492760 (Enthalpy at 298.15 K)
G4 GT = -461.539874 (Gibbs free energy at 298.15 K)

[CCSDT-F12a/cc-pVDZ-F12 data]

CCSD(T)-F12a/cc-pVDZ-F12 Ee = (total electronic energy)

Species 4: *anti*-QOOH

[G4 data]

== B3LYP/6-31G(2df,p) equilibrium geometry (Angstrom) ==

| | | | |
|---|-----------|-----------|-----------|
| C | 1.137741 | 1.288430 | -0.247131 |
| C | 2.434519 | 0.824739 | -0.842220 |
| C | 2.932723 | -0.419984 | -0.605417 |
| C | 2.241502 | -1.341958 | 0.217168 |
| C | 1.010428 | -0.971146 | 0.804800 |
| C | 0.447037 | 0.258735 | 0.611312 |
| H | 0.459845 | 1.632670 | -1.051372 |
| H | 1.300694 | 2.210842 | 0.344681 |
| H | 2.973048 | 1.524899 | -1.473350 |
| H | 3.877199 | -0.715505 | -1.052981 |
| H | 2.651894 | -2.328486 | 0.397253 |
| H | 0.491432 | -1.690618 | 1.432731 |
| C | -0.862075 | 0.647037 | 1.243414 |
| H | -3.018302 | -0.804843 | -1.871170 |
| C | -2.049351 | 0.703214 | 0.272066 |
| H | -1.831799 | 1.340948 | -0.596510 |
| H | -2.938867 | 1.103117 | 0.775706 |
| H | -0.781251 | 1.644500 | 1.698744 |
| H | -1.116479 | -0.052745 | 2.046429 |
| O | -2.290335 | -0.630568 | -0.147295 |
| O | -3.437485 | -0.594330 | -1.024469 |

== B3LYP/6-31G(2df,p) harmonic frequencies (cm⁻¹) ==

| | | | | | | |
|-----------|-----------|-----------|-----------|-----------|-----------|-----------|
| 25.8852 | 55.1364 | 95.8126 | 125.7243 | 204.7119 | 226.1828 | 253.9153 |
| 319.5407 | 354.0321 | 432.3567 | 496.1492 | 533.1866 | 567.2736 | 586.5369 |
| 679.5363 | 740.1891 | 762.4241 | 830.0020 | 918.6352 | 923.4036 | 946.7878 |
| 965.0467 | 971.4205 | 978.5227 | 986.6915 | 1006.0488 | 1069.4923 | 1071.5970 |
| 1134.8479 | 1175.8458 | 1181.5065 | 1190.8705 | 1226.6955 | 1256.4365 | 1306.3857 |
| 1341.5869 | 1362.1221 | 1382.9088 | 1395.0875 | 1422.0328 | 1430.4523 | 1441.8013 |
| 1466.2375 | 1522.1650 | 1546.6556 | 1616.0261 | 2894.2104 | 2912.6327 | 2998.0475 |
| 3007.9899 | 3043.3473 | 3077.3563 | 3158.7388 | 3161.5583 | 3180.1294 | 3201.6828 |
| 3750.4943 | | | | | | |

== Thermochemistry energies (hartree) ==

ZPVE = 0.170416 (after scaling by 0.9854)
G4 Ee = -461.672419 (total electronic energy)
G4 U0 = -461.502003 (Zero-kelvin internal energy)
G4 UT = -461.491593 (Internal energy at 298.15 K)
G4 HT = -461.490648 (Enthalpy at 298.15 K)
G4 GT = -461.539854 (Gibbs free energy at 298.15 K)

[CCSDT-F12a/cc-pVDZ-F12 data]

CCSD(T)-F12a/cc-pVDZ-F12 Ee = (total electronic energy)

Species 5: *cy*-ether

[G4 data]

== B3LYP/6-31G(2df,p) equilibrium geometry (Angstrom) ==

| | | | |
|---|-----------|-----------|-----------|
| C | -0.397756 | -1.256589 | 0.375285 |
| C | -1.815498 | -1.145524 | -0.109710 |
| C | -2.407370 | 0.048707 | -0.232140 |
| C | -1.667053 | 1.274764 | 0.050035 |
| C | -0.345302 | 1.264768 | 0.273711 |
| C | 0.458423 | 0.001069 | 0.180174 |
| H | 0.119630 | -2.097948 | -0.098857 |
| H | -0.421978 | -1.482433 | 1.454398 |
| H | -2.358904 | -2.064532 | -0.306963 |
| H | -3.445005 | 0.129629 | -0.539488 |
| H | -2.211728 | 2.214737 | 0.052364 |
| H | 0.201755 | 2.188770 | 0.437706 |
| C | 1.811460 | -0.007441 | 0.941002 |
| C | 2.461712 | 0.026494 | -0.452382 |
| H | 3.090631 | -0.833485 | -0.713349 |
| H | 3.010186 | 0.945704 | -0.693894 |
| H | 1.994562 | -0.916472 | 1.517833 |
| H | 1.992006 | 0.861152 | 1.576903 |
| O | 1.179643 | -0.022826 | -1.105314 |

== B3LYP/6-31G(2df,p) harmonic frequencies (cm⁻¹) ==

| | | | | | | |
|-----------|-----------|-----------|-----------|-----------|-----------|-----------|
| 71.1117 | 92.9159 | 222.7642 | 277.4595 | 368.8867 | 397.1420 | 420.1275 |
| 547.5357 | 576.9472 | 668.6623 | 707.0112 | 779.5892 | 804.4161 | 831.6198 |
| 853.1644 | 926.5683 | 950.0229 | 965.6860 | 978.6433 | 984.7370 | 998.4855 |
| 1009.7974 | 1025.2501 | 1037.1214 | 1145.5303 | 1156.3840 | 1169.7697 | 1203.8154 |
| 1214.1062 | 1227.7666 | 1266.1120 | 1297.5198 | 1344.0671 | 1353.1193 | 1400.9591 |
| 1435.4115 | 1446.0837 | 1489.4119 | 1533.3085 | 1639.6201 | 1711.2671 | 2975.9642 |
| 3011.7007 | 3047.7053 | 3063.8367 | 3071.0750 | 3125.9231 | 3154.6511 | 3165.8993 |
| 3176.3928 | 3190.8175 | | | | | |

== Thermochemistry energies (hartree) ==

| | | |
|---------|-------------|---------------------------------|
| ZPVE = | 0.158297 | (after scaling by 0.9854) |
| G4 Ee = | -385.945745 | (total electronic energy) |
| G4 U0 = | -385.787448 | (Zero-kelvin internal energy) |
| G4 UT = | -385.779627 | (Internal energy at 298.15 K) |
| G4 HT = | -385.778682 | (Enthalpy at 298.15 K) |
| G4 GT = | -385.820057 | (Gibbs free energy at 298.15 K) |

[CCSDT-F12a/cc-pVDZ-F12 data]

CCSD(T)-F12a/cc-pVDZ-F12 Ee = -385.477755 (total electronic energy)

Species 6: Transition state along $\text{ROO} \cdot \xrightarrow{\text{TS1}} \cdot\text{QOOH}$

[G4 data]

== B3LYP/6-31G(2df,p) equilibrium geometry (Angstrom) ==

| | | | |
|---|-----------|-----------|-----------|
| C | -0.711343 | -1.035674 | 0.750300 |
| C | -2.075450 | -1.252594 | 0.155934 |
| C | -2.793667 | -0.237053 | -0.353049 |
| C | -2.259695 | 1.110140 | -0.382481 |
| C | -0.969054 | 1.352365 | -0.042228 |
| C | -0.049915 | 0.274053 | 0.307989 |
| H | -0.051826 | -1.877173 | 0.504900 |
| H | -0.802450 | -1.052714 | 1.852515 |
| H | -2.490681 | -2.254715 | 0.204340 |
| H | -3.793387 | -0.408865 | -0.739215 |
| H | -2.902952 | 1.924671 | -0.698455 |
| H | -0.568667 | 2.360764 | -0.105318 |
| C | 1.214278 | 0.653678 | 1.080342 |
| H | 0.505683 | -0.055853 | -0.780562 |
| C | 2.453278 | -0.119901 | 0.590925 |
| H | 2.376841 | -1.191426 | 0.811240 |
| H | 3.370476 | 0.280474 | 1.033555 |
| H | 1.084912 | 0.465222 | 2.154767 |
| H | 1.412448 | 1.723830 | 0.958716 |
| O | 2.588873 | 0.064540 | -0.812054 |
| O | 1.537254 | -0.612577 | -1.418305 |

== B3LYP/6-31G(2df,p) harmonic frequencies (cm⁻¹) ==

| | | | | | | |
|------------|-----------|-----------|-----------|-----------|-----------|-----------|
| -1557.2705 | 79.6945 | 100.5731 | 148.8800 | 224.9850 | 302.7757 | 346.2857 |
| 392.2059 | 424.0598 | 497.3710 | 523.3313 | 549.2753 | 579.9892 | 631.8042 |
| 707.5143 | 759.8903 | 805.1005 | 858.0722 | 918.0009 | 927.1916 | 962.9049 |
| 971.8341 | 977.7069 | 991.9739 | 993.5448 | 1020.0033 | 1046.1357 | 1057.7835 |
| 1139.7887 | 1164.2369 | 1194.0333 | 1199.0325 | 1211.3215 | 1249.8793 | 1260.0985 |
| 1320.1310 | 1353.1068 | 1359.5693 | 1377.9516 | 1407.6207 | 1450.0129 | 1462.7877 |
| 1465.2010 | 1474.0410 | 1520.6878 | 1572.7471 | 1676.1182 | 2928.5860 | 3015.0090 |
| 3030.8309 | 3039.6972 | 3073.3483 | 3100.6904 | 3158.6788 | 3165.9284 | 3182.5897 |
| 3194.2898 | | | | | | |

== Thermochemistry energies (hartree) ==

| | | |
|---------|-------------|---------------------------------|
| ZPVE = | 0.167351 | (after scaling by 0.9854) |
| G4 Ee = | -461.626173 | (total electronic energy) |
| G4 U0 = | -461.458822 | (Zero-kelvin internal energy) |
| G4 UT = | -461.449948 | (Internal energy at 298.15 K) |
| G4 HT = | -461.449004 | (Enthalpy at 298.15 K) |
| G4 GT = | -461.493441 | (Gibbs free energy at 298.15 K) |

[CCSDT-F12a/cc-pVDZ-F12 data]

CCSD(T)-F12a/cc-pVDZ-F12 Ee = -461.102187 (total electronic energy)

Species 7: Transition state along $\cdot\text{QOOH} \xrightarrow{\text{TS4}} \text{cycloether} + \cdot\text{OH}$

[G4 data]

== B3LYP/6-31G(2df,p) equilibrium geometry (Angstrom) ==

| | | | |
|---|-----------|-----------|-----------|
| C | 0.751152 | -0.133259 | 1.324374 |
| C | 1.950392 | 0.730727 | 1.079876 |
| C | 2.574683 | 0.749277 | -0.113947 |
| C | 2.084270 | -0.045890 | -1.208964 |
| C | 0.926420 | -0.771424 | -1.096482 |
| C | 0.146649 | -0.740655 | 0.085256 |
| H | -0.019448 | 0.420254 | 1.874682 |
| H | 1.043669 | -0.957043 | 2.005051 |
| H | 2.324932 | 1.313981 | 1.915093 |
| H | 3.459641 | 1.358701 | -0.265093 |
| H | 2.636950 | -0.053368 | -2.142634 |
| H | 0.556509 | -1.341641 | -1.942894 |
| C | -1.046022 | -1.670749 | 0.263934 |
| H | -2.253836 | 2.158769 | -1.092113 |
| C | -2.152723 | -0.616640 | 0.174299 |
| H | -2.586935 | -0.357756 | 1.147815 |
| H | -2.971282 | -0.860099 | -0.511330 |
| H | -1.016665 | -2.220187 | 1.210911 |
| H | -1.094700 | -2.397060 | -0.551357 |
| O | -1.351657 | 0.457222 | -0.322981 |
| O | -2.584314 | 1.783669 | -0.264295 |

== B3LYP/6-31G(2df,p) harmonic frequencies (cm⁻¹) ==

| | | | | | | |
|-----------|-----------|-----------|-----------|-----------|-----------|-----------|
| -742.1511 | 69.9140 | 83.0700 | 87.3003 | 159.9739 | 171.7284 | 224.4365 |
| 267.7812 | 302.7345 | 328.1931 | 386.0541 | 454.5238 | 539.0822 | 588.4296 |
| 636.9772 | 712.6765 | 762.2611 | 819.6963 | 834.9399 | 892.8861 | 913.4471 |
| 940.2107 | 960.1079 | 983.8261 | 988.7509 | 992.3932 | 1001.4077 | 1051.1970 |
| 1064.0201 | 1160.3884 | 1185.4595 | 1187.3328 | 1194.2974 | 1200.6950 | 1219.9378 |
| 1296.5075 | 1331.8437 | 1339.5367 | 1362.9748 | 1414.6790 | 1419.7785 | 1469.2885 |
| 1487.6904 | 1501.7921 | 1529.4322 | 1657.6348 | 2914.7441 | 3018.8485 | 3041.4979 |
| 3044.0465 | 3062.1204 | 3100.6556 | 3167.7854 | 3173.1021 | 3186.6868 | 3197.4801 |
| 3790.6901 | -742.1510 | 69.9140 | 83.0695 | 87.3001 | 159.9739 | 171.7290 |
| 224.4364 | 267.7813 | 302.7346 | 328.1931 | 386.0541 | 454.5239 | 539.0822 |
| 588.4295 | 636.9772 | 712.6765 | 762.2612 | 819.6963 | 834.9399 | 892.8861 |
| 913.4471 | 940.2107 | 960.1075 | 983.8261 | 988.7510 | 992.3934 | 1001.4077 |
| 1051.1970 | 1064.0199 | 1160.3883 | 1185.4596 | 1187.3330 | 1194.2975 | 1200.6949 |
| 1219.9378 | 1296.5074 | 1331.8438 | 1339.5367 | 1362.9750 | 1414.6790 | 1419.7787 |
| 1469.2884 | 1487.6902 | 1501.7921 | 1529.4325 | 1657.6349 | 2914.7441 | 3018.8485 |
| 3041.4979 | 3044.0465 | 3062.1203 | 3100.6556 | 3167.7854 | 3173.1021 | 3186.6868 |
| 3197.4801 | 3790.6902 | | | | | |

== Thermochemistry energies (hartree) ==

| | | |
|---------|-------------|---------------------------------|
| ZPVE = | 0.168087 | (after scaling by 0.9854) |
| G4 Ee = | -461.622168 | (total electronic energy) |
| G4 U0 = | -461.454081 | (Zero-kelvin internal energy) |
| G4 UT = | -461.443779 | (Internal energy at 298.15 K) |
| G4 HT = | -461.442835 | (Enthalpy at 298.15 K) |
| G4 GT = | -461.490658 | (Gibbs free energy at 298.15 K) |

[CCSDT-F12a/cc-pVDZ-F12 data]

CCSD(T)-F12a/cc-pVDZ-F12 Ee = -461.103871 (total electronic energy)

Hydrocarbon 11: 6-methyl cyclohepta-2,4-dien-1-yl

Species 1: ·R

[G4 data]

== B3LYP/6-31G(2df,p) equilibrium geometry (Angstrom) ==

| | | | |
|---|-----------|-----------|-----------|
| C | 0.512415 | 1.302529 | 0.040143 |
| C | 1.135405 | -0.018096 | -0.332375 |
| C | -0.817001 | 1.591006 | 0.153299 |
| C | 0.491915 | -1.227737 | 0.387936 |
| C | 2.650745 | 0.010448 | -0.077071 |
| H | 0.981278 | -0.171025 | -1.412287 |
| C | -1.930491 | 0.735367 | -0.023962 |
| C | -0.918541 | -1.554277 | -0.009566 |
| C | -1.946735 | -0.671981 | -0.173547 |
| H | -1.145530 | -2.609745 | -0.135551 |
| H | 0.538845 | -1.047407 | 1.473218 |
| H | 1.119243 | -2.108573 | 0.207387 |
| H | -2.901146 | 1.223774 | -0.043740 |
| H | -2.919309 | -1.101601 | -0.405750 |
| H | 1.209687 | 2.123823 | 0.191154 |
| H | -1.064046 | 2.629449 | 0.366191 |
| H | 2.865300 | 0.125519 | 0.991681 |
| H | 3.122359 | 0.846220 | -0.603773 |
| H | 3.127045 | -0.913989 | -0.417675 |

== B3LYP/6-31G(2df,p) harmonic frequencies (cm⁻¹) ==

| | | | | | | |
|-----------|-----------|-----------|-----------|-----------|-----------|-----------|
| 91.8440 | 153.3643 | 232.8027 | 318.1169 | 344.8298 | 360.1684 | 401.0839 |
| 465.4948 | 560.4165 | 628.1912 | 679.3108 | 702.9897 | 814.8164 | 832.5759 |
| 870.0952 | 905.8087 | 919.6725 | 936.8072 | 974.1530 | 976.3934 | 1020.8867 |
| 1060.3150 | 1092.5492 | 1146.9605 | 1172.1164 | 1209.6121 | 1252.5518 | 1269.6478 |
| 1303.1025 | 1339.5687 | 1356.3553 | 1386.3555 | 1407.1426 | 1426.7360 | 1458.3784 |
| 1471.8817 | 1497.9161 | 1500.6405 | 1553.9398 | 1591.3935 | 2971.1213 | 2989.9046 |
| 3028.6295 | 3047.4735 | 3096.2932 | 3104.9922 | 3129.0563 | 3134.4263 | 3150.3475 |
| 3158.8528 | 3169.5100 | | | | | |

== Thermochemistry energies (hartree) ==

| | | |
|---------|-------------|---------------------------------|
| ZPVE = | 0.163132 | (after scaling by 0.9854) |
| G4 Ee = | -311.346275 | (total electronic energy) |
| G4 U0 = | -311.183143 | (Zero-kelvin internal energy) |
| G4 UT = | -311.175392 | (Internal energy at 298.15 K) |
| G4 HT = | -311.174448 | (Enthalpy at 298.15 K) |
| G4 GT = | -311.215555 | (Gibbs free energy at 298.15 K) |

[CCSDT-F12a/cc-pVDZ-F12 data]

CCSD(T)-F12a/cc-pVDZ-F12 Ee = -310.927196 (total electronic energy)

Species 2: ROO·

[G4 data]

== B3LYP/6-31G(2df,p) equilibrium geometry (Angstrom) ==

| | | | |
|---|-----------|-----------|-----------|
| C | 1.708490 | 0.877040 | -0.263984 |
| C | 1.207494 | -0.540410 | -0.175807 |
| C | 0.957070 | 1.986757 | -0.220169 |
| C | 0.241194 | -0.720980 | 1.015057 |
| C | 2.374138 | -1.534549 | -0.084857 |
| H | 0.637783 | -0.758307 | -1.089383 |
| C | -0.493086 | 2.079605 | -0.111695 |
| C | -1.180443 | -0.206964 | 0.809299 |
| C | -1.399048 | 1.167786 | 0.275583 |
| H | -1.715102 | -0.302403 | 1.763452 |
| H | 0.653873 | -0.222429 | 1.900608 |
| H | 0.159299 | -1.785511 | 1.263635 |
| H | -0.894681 | 3.052829 | -0.389005 |
| H | -2.446969 | 1.457091 | 0.250279 |
| H | 2.783217 | 0.999600 | -0.383975 |
| H | 1.465158 | 2.942242 | -0.326943 |
| H | 2.944435 | -1.391910 | 0.840709 |
| H | 3.063968 | -1.405753 | -0.924876 |
| H | 2.013302 | -2.567198 | -0.101559 |
| O | -1.954464 | -1.194958 | 0.000365 |
| O | -1.690428 | -1.138537 | -1.283303 |

== B3LYP/6-31G(2df,p) harmonic frequencies (cm⁻¹) ==

| | | | | | | |
|-----------|-----------|-----------|-----------|-----------|-----------|-----------|
| 49.3148 | 93.1259 | 123.1098 | 199.8490 | 234.3772 | 288.2655 | 323.2734 |
| 343.4809 | 356.4657 | 411.5305 | 435.2568 | 526.1404 | 594.0429 | 707.0043 |
| 730.9390 | 748.9127 | 813.3359 | 832.1298 | 881.5001 | 906.6213 | 923.4299 |
| 955.3644 | 999.2854 | 1002.5735 | 1020.1897 | 1064.2155 | 1102.4300 | 1129.9398 |
| 1157.8425 | 1170.6454 | 1225.8105 | 1262.8834 | 1271.8029 | 1315.0391 | 1338.0899 |
| 1354.4466 | 1366.6228 | 1378.9628 | 1409.8959 | 1433.1626 | 1457.6199 | 1471.9373 |
| 1498.8436 | 1502.1519 | 1674.2306 | 1711.8745 | 3015.9812 | 3023.1831 | 3028.5439 |
| 3037.0288 | 3071.5977 | 3095.5782 | 3108.7851 | 3130.0635 | 3138.3977 | 3157.1399 |
| 3164.9632 | | | | | | |

== Thermochemistry energies (hartree) ==

ZPVE = 0.172340 (after scaling by 0.9854)
G4 Ee = -461.657017 (total electronic energy)
G4 U0 = -461.484677 (Zero-kelvin internal energy)
G4 UT = -461.474891 (Internal energy at 298.15 K)
G4 HT = -461.473947 (Enthalpy at 298.15 K)
G4 GT = -461.520515 (Gibbs free energy at 298.15 K)

[CCSDT-F12a/cc-pVDZ-F12 data]

CCSD(T)-F12a/cc-pVDZ-F12 Ee = -461.130782 (total electronic energy)

Species 3: *syn*-QOOH

[G4 data]

== B3LYP/6-31G(2df,p) equilibrium geometry (Angstrom) ==

| | | | |
|---|-----------|-----------|-----------|
| C | -1.110654 | 1.307637 | 0.387107 |
| C | -1.418760 | 0.101076 | -0.182917 |
| C | 0.097152 | 2.038044 | 0.322373 |
| C | -0.508597 | -0.626843 | -1.143004 |
| C | -2.784877 | -0.503160 | -0.000826 |
| H | -0.095274 | -1.089948 | 1.626407 |
| C | 1.369404 | 1.635876 | -0.149105 |
| C | 0.970613 | -0.823217 | -0.765547 |
| C | 1.789573 | 0.419956 | -0.602784 |
| H | 1.415980 | -1.419838 | -1.574189 |
| H | -0.522075 | -0.096641 | -2.108290 |
| H | -0.921532 | -1.622219 | -1.341473 |
| H | 2.135101 | 2.407332 | -0.091229 |
| H | 2.844701 | 0.305812 | -0.834044 |
| H | -1.908644 | 1.789294 | 0.950159 |
| H | 0.054536 | 3.040923 | 0.738503 |
| H | -3.307375 | -0.596261 | -0.963456 |
| H | -3.411448 | 0.092672 | 0.667695 |
| H | -2.722156 | -1.522236 | 0.404748 |
| O | 1.128700 | -1.745543 | 0.332947 |
| O | 0.873182 | -1.077595 | 1.583727 |

== B3LYP/6-31G(2df,p) harmonic frequencies (cm⁻¹) ==

| | | | | | | |
|-----------|-----------|-----------|-----------|-----------|-----------|-----------|
| 74.9756 | 90.5431 | 131.3361 | 183.7959 | 223.6529 | 231.4063 | 290.7620 |
| 330.2508 | 336.2170 | 368.4284 | 438.7114 | 442.9195 | 531.1331 | 578.7490 |
| 679.1461 | 719.5723 | 777.3872 | 793.5949 | 865.9100 | 891.7973 | 904.8480 |
| 925.8345 | 934.4088 | 954.2276 | 984.3751 | 1004.9948 | 1041.1903 | 1051.1562 |
| 1084.5683 | 1178.0417 | 1207.9771 | 1237.4825 | 1266.9831 | 1329.6475 | 1343.6996 |
| 1370.0752 | 1385.5558 | 1404.9603 | 1412.0104 | 1425.1098 | 1448.7668 | 1461.5441 |
| 1475.3426 | 1490.5891 | 1553.4744 | 1603.1192 | 2985.6629 | 3001.5986 | 3013.1445 |
| 3040.9765 | 3058.5391 | 3111.3727 | 3130.1335 | 3136.0197 | 3163.7129 | 3172.4232 |
| 3717.6483 | | | | | | |

== Thermochemistry energies (hartree) ==

ZPVE = 0.170594 (after scaling by 0.9854)
G4 Ee = -461.665418 (total electronic energy)
G4 U0 = -461.494824 (Zero-kelvin internal energy)
G4 UT = -461.484569 (Internal energy at 298.15 K)
G4 HT = -461.483625 (Enthalpy at 298.15 K)
G4 GT = -461.530656 (Gibbs free energy at 298.15 K)

[CCSDT-F12a/cc-pVDZ-F12 data]

CCSD(T)-F12a/cc-pVDZ-F12 Ee = (total electronic energy)

Species 4: *anti*-QOOH

[G4 data]

== B3LYP/6-31G(2df,p) equilibrium geometry (Angstrom) ==

| | | | |
|---|-----------|-----------|-----------|
| C | 1.543073 | 0.946630 | -0.547668 |
| C | 1.548857 | -0.278007 | 0.063369 |
| C | 0.600376 | 1.993277 | -0.442915 |
| C | 0.532033 | -0.718512 | 1.090072 |
| C | 2.651445 | -1.259672 | -0.211124 |
| H | -2.594334 | -0.404356 | -1.389372 |
| C | -0.681666 | 1.988799 | 0.156347 |
| C | -0.945109 | -0.493157 | 0.734938 |
| C | -1.384151 | 0.944168 | 0.686403 |
| H | -1.561289 | -1.020455 | 1.474361 |
| H | 0.720915 | -0.200516 | 2.041026 |
| H | 0.667514 | -1.786568 | 1.288632 |
| H | -1.183679 | 2.954932 | 0.164299 |
| H | -2.373358 | 1.150186 | 1.083863 |
| H | 2.395181 | 1.161427 | -1.190156 |
| H | 0.891739 | 2.930408 | -0.909902 |
| H | 3.167570 | -1.550418 | 0.714408 |
| H | 3.394512 | -0.860191 | -0.905704 |
| H | 2.244042 | -2.185962 | -0.638307 |
| O | -1.106641 | -1.169357 | -0.525690 |
| O | -2.513106 | -1.196848 | -0.838020 |

== B3LYP/6-31G(2df,p) harmonic frequencies (cm⁻¹) ==

| | | | | | | |
|-----------|-----------|-----------|-----------|-----------|-----------|-----------|
| 58.1876 | 78.2458 | 130.5639 | 185.7571 | 229.8267 | 259.0019 | 288.1203 |
| 320.4274 | 350.7253 | 358.5258 | 428.8577 | 491.8206 | 497.5320 | 597.7132 |
| 681.8536 | 709.7280 | 774.9756 | 793.8980 | 836.9256 | 898.5175 | 920.4693 |
| 931.4435 | 940.9904 | 962.6367 | 981.7509 | 1011.9249 | 1043.4811 | 1059.3269 |
| 1077.6428 | 1181.1765 | 1205.8074 | 1237.4890 | 1270.2121 | 1321.6837 | 1357.0111 |
| 1379.6094 | 1384.7966 | 1392.6647 | 1407.3605 | 1430.2127 | 1446.6071 | 1461.8009 |
| 1475.1123 | 1489.5992 | 1552.6256 | 1601.6792 | 3003.8656 | 3008.9310 | 3022.2102 |
| 3047.7136 | 3070.9939 | 3113.2999 | 3129.8319 | 3135.1420 | 3162.9602 | 3173.3463 |
| 3733.6210 | | | | | | |

== Thermochemistry energies (hartree) ==

ZPVE = 0.170833 (after scaling by 0.9854)
G4 Ee = -461.669337 (total electronic energy)
G4 U0 = -461.498504 (Zero-kelvin internal energy)
G4 UT = -461.488249 (Internal energy at 298.15 K)
G4 HT = -461.487305 (Enthalpy at 298.15 K)
G4 GT = -461.534676 (Gibbs free energy at 298.15 K)

[CCSDT-F12a/cc-pVDZ-F12 data]

CCSD(T)-F12a/cc-pVDZ-F12 Ee = (total electronic energy)

Species 5: *cy*-ether

[G4 data]

== B3LYP/6-31G(2df,p) equilibrium geometry (Angstrom) ==

| | | | |
|---|-----------|-----------|-----------|
| C | 0.254391 | 1.447390 | 0.099525 |
| C | 0.998670 | 0.127291 | 0.034772 |
| C | -1.080147 | 1.574894 | 0.046069 |
| C | 0.497775 | -0.910143 | 1.075165 |
| C | 2.492232 | 0.315937 | -0.128609 |
| C | -2.064848 | 0.494860 | -0.031986 |
| C | -0.409493 | -1.394736 | -0.079541 |
| C | -1.804102 | -0.820814 | -0.069517 |
| H | -0.426441 | -2.470102 | -0.277773 |
| H | 0.022598 | -0.541885 | 1.984544 |
| H | 1.273356 | -1.639748 | 1.315006 |
| H | -3.104563 | 0.811409 | -0.049308 |
| H | -2.631570 | -1.523788 | -0.111349 |
| H | 0.863178 | 2.345477 | 0.167149 |
| H | -1.492592 | 2.580283 | 0.076774 |
| H | 2.904023 | 0.859341 | 0.729216 |
| H | 2.706804 | 0.896142 | -1.032676 |
| H | 2.994845 | -0.650766 | -0.209184 |
| O | 0.447936 | -0.709305 | -1.033458 |

== B3LYP/6-31G(2df,p) harmonic frequencies (cm⁻¹) ==

| | | | | | | |
|-----------|-----------|-----------|-----------|-----------|-----------|-----------|
| 186.6690 | 222.6001 | 247.3711 | 269.7890 | 357.5052 | 398.5863 | 404.4224 |
| 467.3151 | 604.2638 | 608.5854 | 661.2110 | 703.4256 | 790.3078 | 818.3028 |
| 850.3837 | 860.3076 | 879.5640 | 935.7217 | 947.3066 | 964.8246 | 986.1890 |
| 995.7775 | 1000.1947 | 1051.5341 | 1097.4551 | 1130.8993 | 1195.1352 | 1223.6774 |
| 1244.6348 | 1252.7998 | 1268.9040 | 1296.2931 | 1367.9437 | 1403.5366 | 1410.9391 |
| 1445.6298 | 1478.2401 | 1481.6368 | 1492.5191 | 1659.0401 | 1700.8897 | 3031.9640 |
| 3062.7139 | 3078.0764 | 3099.3418 | 3123.2860 | 3142.2498 | 3142.9397 | 3151.6999 |
| 3165.9125 | 3176.3414 | | | | | |

== Thermochemistry energies (hartree) ==

ZPVE = 0.158349 (after scaling by 0.9854)
G4 Ee = -385.945043 (total electronic energy)
G4 U0 = -385.786694 (Zero-kelvin internal energy)
G4 UT = -385.779127 (Internal energy at 298.15 K)
G4 HT = -385.778183 (Enthalpy at 298.15 K)
G4 GT = -385.818019 (Gibbs free energy at 298.15 K)

[CCSDT-F12a/cc-pVDZ-F12 data]

CCSD(T)-F12a/cc-pVDZ-F12 Ee = -385.476576 (total electronic energy)

Species 6: Transition state along $\text{ROO} \cdot \xrightarrow{\text{TS1}} \cdot\text{QOOH}$

[G4 data]

== B3LYP/6-31G(2df,p) equilibrium geometry (Angstrom) ==

| | | | |
|---|-----------|-----------|-----------|
| C | 0.885447 | 1.499009 | -0.258769 |
| C | 1.247302 | 0.130358 | 0.077382 |
| C | -0.361729 | 2.040901 | -0.256192 |
| C | 0.429475 | -0.540012 | 1.177794 |
| C | 2.736055 | -0.181286 | 0.108056 |
| H | 0.712175 | -0.514346 | -0.913792 |
| C | -1.636345 | 1.409121 | 0.013483 |
| C | -0.970506 | -0.960240 | 0.699369 |
| C | -1.927962 | 0.147689 | 0.389164 |
| H | -1.419289 | -1.624273 | 1.446351 |
| H | 0.318216 | 0.124367 | 2.043877 |
| H | 0.948004 | -1.442535 | 1.514792 |
| H | -2.490855 | 2.062609 | -0.152075 |
| H | -2.976770 | -0.126287 | 0.462539 |
| H | 1.696078 | 2.137142 | -0.605924 |
| H | -0.434342 | 3.083466 | -0.554959 |
| H | 3.201171 | 0.196154 | 1.029015 |
| H | 3.255990 | 0.277020 | -0.738381 |
| H | 2.913024 | -1.260186 | 0.070351 |
| O | -0.782841 | -1.857827 | -0.424684 |
| O | -0.233888 | -1.165469 | -1.488255 |

== B3LYP/6-31G(2df,p) harmonic frequencies (cm⁻¹) ==

| | | | | | | |
|------------|-----------|-----------|-----------|-----------|-----------|-----------|
| -1799.7666 | 117.1355 | 182.5540 | 200.3899 | 220.8473 | 263.4234 | 335.6080 |
| 352.0580 | 374.6077 | 446.2885 | 458.5190 | 495.2187 | 574.3015 | 615.1169 |
| 711.3243 | 742.0033 | 782.0428 | 830.5689 | 864.2878 | 894.0936 | 912.9296 |
| 932.8964 | 972.8134 | 979.9059 | 988.8614 | 1006.6879 | 1014.6068 | 1058.3592 |
| 1089.6635 | 1142.2873 | 1187.1598 | 1210.1235 | 1238.4083 | 1280.9870 | 1297.0676 |
| 1327.4977 | 1339.2339 | 1373.7882 | 1408.5090 | 1437.3026 | 1460.9380 | 1475.8539 |
| 1490.9035 | 1493.9527 | 1545.9988 | 1572.0285 | 1672.1179 | 3012.8564 | 3026.5235 |
| 3054.9258 | 3081.8803 | 3085.1049 | 3112.3099 | 3133.0317 | 3139.8386 | 3162.6844 |
| 3171.0030 | | | | | | |

== Thermochemistry energies (hartree) ==

| | | |
|---------|-------------|---------------------------------|
| ZPVE = | 0.166912 | (after scaling by 0.9854) |
| G4 Ee = | -461.625030 | (total electronic energy) |
| G4 U0 = | -461.458118 | (Zero-kelvin internal energy) |
| G4 UT = | -461.449184 | (Internal energy at 298.15 K) |
| G4 HT = | -461.448240 | (Enthalpy at 298.15 K) |
| G4 GT = | -461.491983 | (Gibbs free energy at 298.15 K) |

[CCSDT-F12a/cc-pVDZ-F12 data]

CCSD(T)-F12a/cc-pVDZ-F12 Ee = -461.100700 (total electronic energy)

Species 7: Transition state along $\cdot\text{QOOH} \xrightarrow{\text{TS4}} \text{cycloether} + \cdot\text{OH}$

[G4 data]

== B3LYP/6-31G(2df,p) equilibrium geometry (Angstrom) ==

| | | | |
|---|-----------|-----------|-----------|
| C | 1.032014 | 1.242808 | -0.671060 |
| C | 1.299438 | 0.056788 | 0.085961 |
| C | -0.119905 | 1.977776 | -0.659875 |
| C | 0.617556 | -0.154451 | 1.434743 |
| C | 2.576066 | -0.681321 | -0.175809 |
| H | -1.686145 | -1.477811 | -1.741012 |
| C | -1.369005 | 1.667407 | -0.004765 |
| C | -0.730693 | -0.617074 | 0.879254 |
| C | -1.681397 | 0.531794 | 0.656981 |
| H | -1.215826 | -1.420250 | 1.436799 |
| H | 0.586161 | 0.742882 | 2.059622 |
| H | 1.111817 | -0.960345 | 1.980415 |
| H | -2.144709 | 2.422659 | -0.103941 |
| H | -2.679028 | 0.431735 | 1.074579 |
| H | 1.814642 | 1.556215 | -1.358485 |
| H | -0.126066 | 2.878989 | -1.268059 |
| H | 3.378172 | -0.289520 | 0.467204 |
| H | 2.898497 | -0.580326 | -1.215565 |
| H | 2.456101 | -1.742153 | 0.055691 |
| O | -0.182168 | -1.136583 | -0.344830 |
| O | -1.585090 | -2.076472 | -0.987648 |

== B3LYP/6-31G(2df,p) harmonic frequencies (cm⁻¹) ==

| | | | | | | |
|-----------|-----------|-----------|-----------|-----------|-----------|-----------|
| -769.1943 | 79.1032 | 134.7191 | 151.8649 | 174.9322 | 212.5560 | 240.6062 |
| 254.2048 | 318.9178 | 337.2621 | 388.7913 | 416.4727 | 471.9577 | 530.7640 |
| 613.3856 | 669.2552 | 725.6582 | 807.7962 | 830.5067 | 849.8375 | 874.1486 |
| 897.4268 | 944.7867 | 961.0711 | 981.0939 | 989.7974 | 1009.0278 | 1013.1968 |
| 1032.0336 | 1065.2919 | 1142.3599 | 1206.5088 | 1221.5997 | 1255.5083 | 1269.2413 |
| 1302.5334 | 1319.4909 | 1370.9531 | 1396.6922 | 1426.1032 | 1465.2165 | 1469.4725 |
| 1490.4705 | 1492.1476 | 1529.2794 | 1652.4365 | 3005.1776 | 3053.4677 | 3088.3493 |
| 3088.7563 | 3116.6127 | 3130.4539 | 3139.4705 | 3148.8258 | 3165.2096 | 3177.8741 |
| 3787.5126 | -769.1938 | 79.1033 | 134.7194 | 151.8653 | 174.9324 | 212.5572 |
| 240.6063 | 254.2049 | 318.9178 | 337.2621 | 388.7913 | 416.4727 | 471.9578 |
| 530.7639 | 613.3856 | 669.2552 | 725.6582 | 807.7963 | 830.5067 | 849.8375 |
| 874.1486 | 897.4269 | 944.7867 | 961.0713 | 981.0938 | 989.7972 | 1009.0278 |
| 1013.1968 | 1032.0337 | 1065.2920 | 1142.3598 | 1206.5089 | 1221.5996 | 1255.5082 |
| 1269.2412 | 1302.5334 | 1319.4909 | 1370.9530 | 1396.6922 | 1426.1029 | 1465.2166 |
| 1469.4725 | 1490.4705 | 1492.1476 | 1529.2793 | 1652.4364 | 3005.1776 | 3053.4677 |
| 3088.3493 | 3088.7563 | 3116.6127 | 3130.4539 | 3139.4705 | 3148.8258 | 3165.2096 |
| 3177.8741 | 3787.5127 | | | | | |

== Thermochemistry energies (hartree) ==

| | | |
|---------|-------------|---------------------------------|
| ZPVE = | 0.168117 | (after scaling by 0.9854) |
| G4 Ee = | -461.619793 | (total electronic energy) |
| G4 U0 = | -461.451676 | (Zero-kelvin internal energy) |
| G4 UT = | -461.441524 | (Internal energy at 298.15 K) |
| G4 HT = | -461.440580 | (Enthalpy at 298.15 K) |
| G4 GT = | -461.487148 | (Gibbs free energy at 298.15 K) |

[CCSDT-F12a/cc-pVDZ-F12 data]

CCSD(T)-F12a/cc-pVDZ-F12 Ee = -461.100430 (total electronic energy)

Hydrocarbon 12: (cyclohepta-3,5-dien-1-yl)methyl

Species 1: ·R

[G4 data]

== B3LYP/6-31G(2df,p) equilibrium geometry (Angstrom) ==

| | | | |
|---|-----------|-----------|-----------|
| C | 1.875801 | 0.729747 | -0.107002 |
| C | 1.876173 | -0.729090 | -0.178029 |
| C | 0.873973 | -1.590750 | 0.044287 |
| C | 0.862596 | 1.586672 | 0.088124 |
| C | -0.554304 | -1.270732 | 0.387935 |
| C | -0.606499 | 1.315453 | 0.240044 |
| H | 2.863986 | 1.173913 | -0.209749 |
| H | 1.123110 | 2.642333 | 0.143755 |
| H | 2.846681 | -1.160786 | -0.413805 |
| H | 1.106488 | -2.650906 | -0.029725 |
| C | -1.151926 | -0.019267 | -0.300413 |
| H | -1.147999 | 2.126091 | -0.266749 |
| H | -0.886425 | 1.416156 | 1.300148 |
| H | -0.665152 | -1.166040 | 1.477354 |
| H | -1.172046 | -2.135742 | 0.119063 |
| C | -2.643498 | -0.036100 | -0.216241 |
| H | -0.856246 | -0.081306 | -1.363587 |
| H | -3.213750 | 0.885612 | -0.181992 |
| H | -3.192546 | -0.964917 | -0.326947 |

== B3LYP/6-31G(2df,p) harmonic frequencies (cm⁻¹) ==

| | | | | | | |
|-----------|-----------|-----------|-----------|-----------|-----------|-----------|
| 28.7242 | 91.1085 | 139.0890 | 319.4834 | 333.2116 | 362.7480 | 386.6746 |
| 403.0089 | 499.0002 | 524.4212 | 616.0944 | 691.3160 | 779.2795 | 841.7136 |
| 846.2413 | 883.8226 | 892.4954 | 908.9078 | 995.3713 | 999.8804 | 1014.3846 |
| 1016.5221 | 1065.6570 | 1108.5491 | 1152.7092 | 1175.7952 | 1227.2240 | 1272.4258 |
| 1283.6847 | 1296.5870 | 1340.6698 | 1351.7492 | 1400.4143 | 1422.8784 | 1459.7025 |
| 1461.6463 | 1465.9605 | 1474.4326 | 1687.4366 | 1716.4649 | 2923.8378 | 2989.7031 |
| 3003.4396 | 3024.0139 | 3047.8657 | 3123.9138 | 3133.7286 | 3142.3578 | 3148.5058 |
| 3161.0255 | 3245.5452 | | | | | |

== Thermochemistry energies (hartree) ==

| | | |
|---------|-------------|---------------------------------|
| ZPVE = | 0.161367 | (after scaling by 0.9854) |
| G4 Ee = | -311.309416 | (total electronic energy) |
| G4 U0 = | -311.148049 | (Zero-kelvin internal energy) |
| G4 UT = | -311.139644 | (Internal energy at 298.15 K) |
| G4 HT = | -311.138699 | (Enthalpy at 298.15 K) |
| G4 GT = | -311.182244 | (Gibbs free energy at 298.15 K) |

[CCSDT-F12a/cc-pVDZ-F12 data]

CCSD(T)-F12a/cc-pVDZ-F12 Ee = -310.889434 (total electronic energy)

Species 2: ROO·

[G4 data]

== B3LYP/6-31G(2df,p) equilibrium geometry (Angstrom) ==

| | | | |
|---|-----------|-----------|-----------|
| C | 2.667263 | -0.521979 | -0.227361 |
| C | 2.528895 | 0.912129 | 0.010342 |
| C | 1.413994 | 1.652808 | 0.072808 |
| C | 1.733610 | -1.482396 | -0.295458 |
| C | -0.007384 | 1.175467 | -0.047449 |
| C | 0.248276 | -1.399040 | -0.090036 |
| H | 3.693852 | -0.843255 | -0.391681 |
| H | 2.084037 | -2.486512 | -0.527334 |
| H | 3.474414 | 1.440290 | 0.112139 |
| H | 1.533504 | 2.722940 | 0.224147 |
| C | -0.301733 | -0.169418 | 0.651512 |
| H | -0.058187 | -2.297728 | 0.464508 |
| H | -0.256239 | -1.489823 | -1.062932 |
| H | -0.290851 | 1.104883 | -1.106560 |
| H | -0.668246 | 1.942194 | 0.370201 |
| C | -1.800638 | -0.345470 | 0.917195 |
| H | 0.161663 | -0.134887 | 1.646864 |
| O | -2.562103 | -0.466117 | -0.319578 |
| H | -2.224552 | 0.495499 | 1.469973 |
| H | -2.000727 | -1.282857 | 1.445639 |
| O | -2.980694 | 0.703198 | -0.754707 |

== B3LYP/6-31G(2df,p) harmonic frequencies (cm⁻¹) ==

| | | | | | | |
|-----------|-----------|-----------|-----------|-----------|-----------|-----------|
| 30.1657 | 50.0080 | 92.9063 | 108.4701 | 227.9616 | 299.9988 | 336.4239 |
| 361.4965 | 381.2015 | 492.4883 | 523.8423 | 566.7288 | 640.7689 | 689.1578 |
| 780.4974 | 839.8420 | 848.8987 | 864.0819 | 900.7833 | 902.9394 | 912.4439 |
| 994.2156 | 1006.4573 | 1012.4153 | 1018.0511 | 1062.8406 | 1094.0208 | 1141.7416 |
| 1179.4776 | 1191.4427 | 1252.1344 | 1271.8094 | 1285.4301 | 1287.8945 | 1308.5159 |
| 1353.3397 | 1366.7286 | 1377.8499 | 1415.1571 | 1422.3435 | 1461.3166 | 1463.0643 |
| 1469.8746 | 1479.4731 | 1687.5799 | 1716.8118 | 3000.0279 | 3012.0041 | 3018.2423 |
| 3032.4493 | 3057.8706 | 3066.7709 | 3125.5454 | 3127.3107 | 3138.4551 | 3152.4224 |
| 3164.7577 | | | | | | |

== Thermochemistry energies (hartree) ==

| | | |
|---------|-------------|---------------------------------|
| ZPVE = | 0.173008 | (after scaling by 0.9854) |
| G4 Ee = | -461.653283 | (total electronic energy) |
| G4 U0 = | -461.480275 | (Zero-kelvin internal energy) |
| G4 UT = | -461.470473 | (Internal energy at 298.15 K) |
| G4 HT = | -461.469529 | (Enthalpy at 298.15 K) |
| G4 GT = | -461.517526 | (Gibbs free energy at 298.15 K) |

[CCSDT-F12a/cc-pVDZ-F12 data]

CCSD(T)-F12a/cc-pVDZ-F12 Ee = -461.127390 (total electronic energy)

Species 3: *syn*-QOOH

[G4 data]

== B3LYP/6-31G(2df,p) equilibrium geometry (Angstrom) ==

| | | | |
|---|-----------|-----------|-----------|
| C | 2.696769 | -0.408432 | -0.235345 |
| C | 2.436383 | 0.980243 | -0.157779 |
| C | 1.217487 | 1.634666 | 0.137801 |
| C | 1.799864 | -1.435552 | -0.250922 |
| C | 0.022372 | 1.108684 | 0.541887 |
| C | 0.303783 | -1.323176 | -0.256486 |
| H | 3.746473 | -0.679996 | -0.327475 |
| H | 2.198948 | -2.443153 | -0.332202 |
| H | 3.290721 | 1.632036 | -0.319047 |
| H | 1.261494 | 2.721399 | 0.094123 |
| C | -0.323071 | -0.341895 | 0.763028 |
| H | -0.123420 | -2.316710 | -0.077676 |
| H | -0.039547 | -1.039849 | -1.261549 |
| H | -1.857866 | 1.055624 | -1.336040 |
| H | -0.763722 | 1.814464 | 0.794110 |
| C | -1.847893 | -0.558898 | 0.821540 |
| H | 0.044054 | -0.625144 | 1.764101 |
| O | -2.503386 | -0.484281 | -0.438372 |
| H | -2.319997 | 0.140551 | 1.522090 |
| H | -2.063967 | -1.582306 | 1.151065 |
| O | -2.647530 | 0.907937 | -0.793356 |

== B3LYP/6-31G(2df,p) harmonic frequencies (cm⁻¹) ==

| | | | | | | |
|-----------|-----------|-----------|-----------|-----------|-----------|-----------|
| 56.0196 | 72.5339 | 136.5875 | 166.8107 | 220.0721 | 283.0328 | 303.8168 |
| 351.6393 | 391.4513 | 419.1430 | 466.6051 | 545.6163 | 602.7872 | 667.7561 |
| 684.6490 | 707.8231 | 821.2156 | 839.4585 | 871.6006 | 887.6158 | 921.1417 |
| 928.4223 | 941.4498 | 975.4831 | 984.7203 | 1016.7370 | 1027.9599 | 1081.7228 |
| 1136.9867 | 1169.7578 | 1200.9142 | 1244.1727 | 1267.2512 | 1271.1639 | 1288.4316 |
| 1349.2103 | 1361.5289 | 1387.7489 | 1389.9275 | 1399.0236 | 1428.1527 | 1454.4704 |
| 1465.8434 | 1475.0254 | 1554.0723 | 1593.2194 | 2959.4772 | 3008.5230 | 3026.0726 |
| 3052.4749 | 3078.5299 | 3132.8405 | 3137.7983 | 3159.9871 | 3167.0343 | 3173.7023 |
| 3725.2076 | | | | | | |

== Thermochemistry energies (hartree) ==

ZPVE = 0.171584 (after scaling by 0.9854)
G4 Ee = -461.660743 (total electronic energy)
G4 U0 = -461.489159 (Zero-kelvin internal energy)
G4 UT = -461.479250 (Internal energy at 298.15 K)
G4 HT = -461.478306 (Enthalpy at 298.15 K)
G4 GT = -461.525221 (Gibbs free energy at 298.15 K)

[CCSDT-F12a/cc-pVDZ-F12 data]

CCSD(T)-F12a/cc-pVDZ-F12 Ee = (total electronic energy)

Species 4: *anti*-QOOH

[G4 data]

== B3LYP/6-31G(2df,p) equilibrium geometry (Angstrom) ==

| | | | |
|---|-----------|-----------|-----------|
| C | 2.794539 | -0.611914 | -0.082283 |
| C | 2.704116 | 0.796888 | -0.187527 |
| C | 1.547259 | 1.612605 | -0.161076 |
| C | 1.787777 | -1.534070 | -0.088253 |
| C | 0.270492 | 1.271129 | 0.175568 |
| C | 0.316445 | -1.261120 | -0.204751 |
| H | 3.807643 | -1.007108 | -0.040128 |
| H | 2.074163 | -2.581575 | -0.044018 |
| H | 3.646709 | 1.320573 | -0.322823 |
| H | 1.713654 | 2.659307 | -0.408064 |
| C | -0.197455 | -0.078806 | 0.654952 |
| H | -0.232963 | -2.164999 | 0.085392 |
| H | 0.048378 | -1.073077 | -1.253361 |
| H | -3.963670 | -0.703598 | -0.764094 |
| H | -0.487228 | 2.048156 | 0.130880 |
| C | -1.723210 | -0.109029 | 0.789570 |
| H | 0.185008 | -0.235096 | 1.675838 |
| O | -2.261578 | 0.057149 | -0.514227 |
| H | -2.069879 | 0.706180 | 1.437943 |
| H | -2.059531 | -1.063023 | 1.220630 |
| O | -3.696180 | 0.140371 | -0.372696 |

== B3LYP/6-31G(2df,p) harmonic frequencies (cm⁻¹) ==

| | | | | | | |
|-----------|-----------|-----------|-----------|-----------|-----------|-----------|
| 66.0164 | 74.3254 | 118.6484 | 153.2231 | 186.5413 | 210.3040 | 314.7851 |
| 332.2777 | 375.8766 | 398.7737 | 434.3478 | 542.1514 | 578.5145 | 669.5969 |
| 686.4520 | 700.8542 | 815.6379 | 859.2156 | 872.4285 | 910.6582 | 918.2522 |
| 937.9348 | 970.8069 | 973.3251 | 977.1268 | 1018.9938 | 1050.3719 | 1090.9446 |
| 1138.9869 | 1170.7972 | 1197.4300 | 1242.7394 | 1249.4604 | 1270.7139 | 1286.6847 |
| 1336.6419 | 1355.6188 | 1384.1767 | 1388.2179 | 1396.9137 | 1427.2558 | 1459.0145 |
| 1472.8257 | 1520.2440 | 1554.7490 | 1591.7746 | 2977.8412 | 2997.9763 | 3013.4962 |
| 3042.6003 | 3049.0301 | 3133.1085 | 3138.0884 | 3158.4377 | 3166.0596 | 3173.1639 |
| 3750.1315 | | | | | | |

== Thermochemistry energies (hartree) ==

ZPVE = 0.171247 (after scaling by 0.9854)
G4 Ee = -461.661980 (total electronic energy)
G4 U0 = -461.490733 (Zero-kelvin internal energy)
G4 UT = -461.480567 (Internal energy at 298.15 K)
G4 HT = -461.479622 (Enthalpy at 298.15 K)
G4 GT = -461.527164 (Gibbs free energy at 298.15 K)

[CCSDT-F12a/cc-pVDZ-F12 data]

CCSD(T)-F12a/cc-pVDZ-F12 Ee = (total electronic energy)

Species 5: *cy*-ether

[G4 data]

== B3LYP/6-31G(2df,p) equilibrium geometry (Angstrom) ==

| | | | |
|---|-----------|-----------|-----------|
| C | 2.264833 | -0.048953 | 0.145088 |
| C | 1.645547 | 1.231727 | -0.194128 |
| C | 0.348220 | 1.560584 | -0.108942 |
| C | 1.672806 | -1.247579 | 0.046126 |
| C | -0.759633 | 0.763197 | 0.500161 |
| C | 0.258920 | -1.432798 | -0.431975 |
| H | 3.309366 | -0.006075 | 0.446408 |
| H | 2.241673 | -2.136934 | 0.303060 |
| H | 2.331354 | 1.998983 | -0.550257 |
| H | 0.037376 | 2.554804 | -0.424882 |
| C | -0.776628 | -0.785234 | 0.492047 |
| H | 0.028059 | -2.496959 | -0.548992 |
| H | 0.151423 | -0.968931 | -1.423477 |
| H | -0.955920 | 1.164889 | 1.509259 |
| C | -2.182383 | -0.610036 | -0.118152 |
| H | -0.747093 | -1.240968 | 1.484164 |
| O | -1.980791 | 0.810750 | -0.282894 |
| H | -3.015262 | -0.829515 | 0.563244 |
| H | -2.364743 | -1.110732 | -1.076729 |

== B3LYP/6-31G(2df,p) harmonic frequencies (cm⁻¹) ==

| | | | | | | |
|-----------|-----------|-----------|-----------|-----------|-----------|-----------|
| 77.6135 | 169.1296 | 268.7964 | 297.0359 | 346.2259 | 389.4649 | 417.4599 |
| 554.3108 | 650.9460 | 690.3408 | 767.3989 | 794.8608 | 845.0916 | 852.2199 |
| 880.6813 | 925.3455 | 967.9620 | 987.3340 | 997.8654 | 1007.0218 | 1017.3741 |
| 1036.7746 | 1059.6683 | 1087.4942 | 1141.7884 | 1164.6953 | 1203.3390 | 1231.3724 |
| 1251.3595 | 1264.5255 | 1287.1884 | 1331.4461 | 1344.9600 | 1372.6058 | 1380.5307 |
| 1410.3233 | 1449.5104 | 1479.4590 | 1523.9728 | 1674.9750 | 1706.3246 | 2945.2088 |
| 3001.6637 | 3006.0903 | 3051.0550 | 3065.2569 | 3085.9470 | 3126.7213 | 3142.5603 |
| 3153.9085 | 3169.7487 | | | | | |

== Thermochemistry energies (hartree) ==

ZPVE = 0.159512 (after scaling by 0.9854)
G4 Ee = -385.939673 (total electronic energy)
G4 U0 = -385.780161 (Zero-kelvin internal energy)
G4 UT = -385.772688 (Internal energy at 298.15 K)
G4 HT = -385.771744 (Enthalpy at 298.15 K)
G4 GT = -385.812165 (Gibbs free energy at 298.15 K)

[CCSDT-F12a/cc-pVDZ-F12 data]

CCSD(T)-F12a/cc-pVDZ-F12 Ee = -385.471793 (total electronic energy)

Species 6: Transition state along $\text{ROO} \cdot \xrightarrow{\text{TS1}} \cdot\text{QOOH}$

[G4 data]

== B3LYP/6-31G(2df,p) equilibrium geometry (Angstrom) ==

| | | | |
|---|-----------|-----------|-----------|
| C | 2.640334 | -0.347062 | -0.179853 |
| C | 2.273397 | 1.048485 | -0.169906 |
| C | 1.079465 | 1.618380 | 0.152722 |
| C | 1.814546 | -1.409986 | -0.200530 |
| C | -0.167965 | 1.018229 | 0.573171 |
| C | 0.319006 | -1.361364 | -0.287664 |
| H | 3.710264 | -0.542862 | -0.191561 |
| H | 2.265438 | -2.399074 | -0.198953 |
| H | 3.083181 | 1.738303 | -0.396357 |
| H | 1.054134 | 2.706623 | 0.135154 |
| C | -0.396851 | -0.476171 | 0.757097 |
| H | -0.075439 | -2.379548 | -0.202189 |
| H | 0.019080 | -1.009399 | -1.284149 |
| H | -1.103416 | 1.256636 | -0.299490 |
| H | -0.647327 | 1.603804 | 1.366268 |
| C | -1.924566 | -0.728964 | 0.661491 |
| H | -0.087427 | -0.779250 | 1.767781 |
| O | -2.372691 | -0.346156 | -0.630334 |
| H | -2.467687 | -0.160217 | 1.425933 |
| H | -2.159384 | -1.794051 | 0.750447 |
| O | -2.304262 | 1.044874 | -0.708672 |

== B3LYP/6-31G(2df,p) harmonic frequencies (cm⁻¹) ==

| | | | | | | |
|------------|-----------|-----------|-----------|-----------|-----------|-----------|
| -1777.7798 | 92.5416 | 112.4239 | 180.8338 | 255.0585 | 308.7429 | 373.5250 |
| 378.7523 | 423.3234 | 460.4827 | 532.8264 | 566.6355 | 618.6219 | 664.7977 |
| 711.2419 | 782.9526 | 864.3216 | 876.4786 | 898.1026 | 902.8342 | 923.9394 |
| 925.9531 | 972.5665 | 994.2839 | 1005.4336 | 1035.2894 | 1043.8233 | 1057.5013 |
| 1108.9995 | 1152.0080 | 1209.4320 | 1221.8278 | 1261.6642 | 1271.5562 | 1274.9846 |
| 1303.4135 | 1348.9321 | 1355.0543 | 1360.9701 | 1398.3323 | 1427.2155 | 1470.5606 |
| 1474.8564 | 1480.4632 | 1563.9631 | 1582.9806 | 1674.3442 | 2999.8378 | 3022.0793 |
| 3029.6826 | 3052.9263 | 3065.7101 | 3099.5487 | 3132.6391 | 3141.6528 | 3157.2051 |
| 3168.4063 | | | | | | |

== Thermochemistry energies (hartree) ==

| | | |
|---------|-------------|---------------------------------|
| ZPVE = | 0.167862 | (after scaling by 0.9854) |
| G4 Ee = | -461.618381 | (total electronic energy) |
| G4 U0 = | -461.450519 | (Zero-kelvin internal energy) |
| G4 UT = | -461.441847 | (Internal energy at 298.15 K) |
| G4 HT = | -461.440903 | (Enthalpy at 298.15 K) |
| G4 GT = | -461.484697 | (Gibbs free energy at 298.15 K) |

[CCSDT-F12a/cc-pVDZ-F12 data]

CCSD(T)-F12a/cc-pVDZ-F12 Ee = -461.094321 (total electronic energy)

Species 7: Transition state along $\cdot\text{QOOH} \xrightarrow{\text{TS4}} \text{cycloether} + \cdot\text{OH}$

[G4 data]

== B3LYP/6-31G(2df,p) equilibrium geometry (Angstrom) ==

| | | | |
|---|-----------|-----------|-----------|
| C | 2.706329 | -0.015049 | -0.379728 |
| C | 2.082689 | 1.281450 | -0.273876 |
| C | 0.859954 | 1.613718 | 0.246483 |
| C | 2.094979 | -1.214625 | -0.346757 |
| C | -0.108059 | 0.768226 | 0.847539 |
| C | 0.611444 | -1.429303 | -0.286604 |
| H | 3.783821 | 0.000667 | -0.526713 |
| H | 2.714750 | -2.102448 | -0.442007 |
| H | 2.705919 | 2.116854 | -0.585331 |
| H | 0.631217 | 2.676039 | 0.296299 |
| C | -0.157824 | -0.746579 | 0.859851 |
| H | 0.397085 | -2.501861 | -0.241575 |
| H | 0.167704 | -1.063277 | -1.223294 |
| H | -3.152971 | 0.766592 | -1.629754 |
| H | -0.686913 | 1.234658 | 1.640169 |
| C | -1.661150 | -0.806321 | 0.569311 |
| H | 0.133649 | -1.169818 | 1.828766 |
| O | -1.726212 | 0.413264 | -0.180861 |
| H | -2.273877 | -0.742824 | 1.479018 |
| H | -1.999641 | -1.654677 | -0.031625 |
| O | -3.397651 | 0.303110 | -0.816797 |

== B3LYP/6-31G(2df,p) harmonic frequencies (cm⁻¹) ==

| | | | | | | |
|-----------|-----------|-----------|-----------|-----------|-----------|-----------|
| -791.1789 | 68.9482 | 110.2074 | 137.5544 | 146.9086 | 212.2328 | 249.0939 |
| 294.6842 | 318.2839 | 381.8510 | 400.7981 | 429.6186 | 550.3089 | 658.4272 |
| 675.1339 | 712.8220 | 788.4377 | 867.8829 | 877.8298 | 887.1214 | 894.1168 |
| 919.1679 | 932.4988 | 968.1165 | 988.0600 | 1001.4483 | 1012.6292 | 1051.7263 |
| 1054.8860 | 1122.4725 | 1166.9594 | 1182.4252 | 1229.9159 | 1241.4543 | 1268.1032 |
| 1274.2059 | 1325.5291 | 1352.8491 | 1363.8737 | 1418.0893 | 1429.2705 | 1476.0853 |
| 1482.1795 | 1520.2053 | 1539.5907 | 1664.9557 | 3005.0876 | 3013.5466 | 3028.6606 |
| 3073.4676 | 3088.1572 | 3136.1575 | 3144.1490 | 3154.8060 | 3163.4655 | 3170.7481 |
| 3789.2615 | -791.1792 | 68.9482 | 110.2073 | 137.5541 | 146.9077 | 212.2328 |
| 249.0939 | 294.6842 | 318.2838 | 381.8510 | 400.7981 | 429.6186 | 550.3089 |
| 658.4272 | 675.1339 | 712.8220 | 788.4377 | 867.8829 | 877.8298 | 887.1215 |
| 894.1167 | 919.1679 | 932.4988 | 968.1165 | 988.0599 | 1001.4484 | 1012.6292 |
| 1051.7263 | 1054.8860 | 1122.4724 | 1166.9594 | 1182.4252 | 1229.9159 | 1241.4544 |
| 1268.1032 | 1274.2059 | 1325.5290 | 1352.8490 | 1363.8737 | 1418.0893 | 1429.2705 |
| 1476.0853 | 1482.1794 | 1520.2053 | 1539.5907 | 1664.9558 | 3005.0876 | 3013.5466 |
| 3028.6607 | 3073.4676 | 3088.1572 | 3136.1575 | 3144.1490 | 3154.8061 | 3163.4655 |
| 3170.7481 | 3789.2613 | | | | | |

== Thermochemistry energies (hartree) ==

| | | |
|---------|-------------|---------------------------------|
| ZPVE = | 0.169303 | (after scaling by 0.9854) |
| G4 Ee = | -461.607085 | (total electronic energy) |
| G4 U0 = | -461.437782 | (Zero-kelvin internal energy) |
| G4 UT = | -461.427886 | (Internal energy at 298.15 K) |
| G4 HT = | -461.426942 | (Enthalpy at 298.15 K) |
| G4 GT = | -461.473567 | (Gibbs free energy at 298.15 K) |

[CCSDT-F12a/cc-pVDZ-F12 data]

CCSD(T)-F12a/cc-pVDZ-F12 Ee = -461.087905 (total electronic energy)

Hydrocarbon 13: cyclohepta-2,4-dien-1-yl

Species 1: ·R

[G4 data]

== B3LYP/6-31G(2df,p) equilibrium geometry (Angstrom) ==

| | | | |
|---|-----------|-----------|-----------|
| C | 1.042696 | 1.269091 | -0.148830 |
| C | 1.653895 | 0.000456 | -0.000002 |
| C | 1.043398 | -1.268516 | 0.148844 |
| C | -0.273388 | 1.604966 | -0.013387 |
| C | -0.272496 | -1.605114 | 0.013411 |
| C | -1.401061 | 0.684312 | 0.355290 |
| C | -1.400655 | -0.685088 | -0.355319 |
| H | -2.351880 | 1.185802 | 0.141613 |
| H | -1.392714 | 0.513119 | 1.442400 |
| H | -1.392344 | -0.513884 | -1.442427 |
| H | 1.728480 | 2.088021 | -0.357691 |
| H | -0.533252 | 2.653340 | -0.135362 |
| H | -0.531789 | -2.653625 | 0.135419 |
| H | 2.740736 | 0.000756 | -0.000016 |
| H | 1.729636 | -2.087062 | 0.357716 |
| H | -2.351207 | -1.187106 | -0.141693 |

== B3LYP/6-31G(2df,p) harmonic frequencies (cm⁻¹) ==

| | | | | | | |
|-----------|-----------|-----------|-----------|-----------|-----------|-----------|
| 132.7281 | 186.7183 | 367.1961 | 387.1254 | 427.9678 | 544.2563 | 609.5425 |
| 693.2855 | 706.1469 | 786.5981 | 819.6430 | 885.3514 | 917.1846 | 922.0122 |
| 944.8603 | 977.9057 | 982.8147 | 1023.2068 | 1079.7937 | 1167.2458 | 1179.9185 |
| 1251.7818 | 1253.2055 | 1283.9270 | 1341.9585 | 1373.5074 | 1386.5998 | 1430.7680 |
| 1457.1891 | 1472.8694 | 1475.3308 | 1555.1935 | 1593.4018 | 2988.6437 | 2998.5678 |
| 3049.6644 | 3056.0971 | 3130.9155 | 3135.3242 | 3156.0548 | 3161.0792 | 3170.1810 |

== Thermochemistry energies (hartree) ==

| | | |
|---------|-------------|---------------------------------|
| ZPVE = | 0.135735 | (after scaling by 0.9854) |
| G4 Ee = | -272.036967 | (total electronic energy) |
| G4 U0 = | -271.901232 | (Zero-kelvin internal energy) |
| G4 UT = | -271.894911 | (Internal energy at 298.15 K) |
| G4 HT = | -271.893967 | (Enthalpy at 298.15 K) |
| G4 GT = | -271.931779 | (Gibbs free energy at 298.15 K) |

[CCSDT-F12a/cc-pVDZ-F12 data]

CCSD(T)-F12a/cc-pVDZ-F12 Ee = -271.671764 (total electronic energy)

Species 2: ROO·

[G4 data]

== B3LYP/6-31G(2df,p) equilibrium geometry (Angstrom) ==

| | | | |
|---|-----------|-----------|-----------|
| C | 2.317828 | 0.296143 | -0.146332 |
| C | 1.427771 | 1.448021 | -0.068308 |
| C | 0.109147 | 1.527080 | 0.176992 |
| C | 1.985886 | -0.999924 | -0.242416 |
| C | -0.850990 | 0.439119 | 0.528668 |
| C | 0.590335 | -1.552867 | -0.242459 |
| C | -0.316200 | -0.950024 | 0.843328 |
| H | 0.632662 | -2.638068 | -0.108602 |
| H | 0.121964 | -1.388252 | -1.223776 |
| H | 0.219028 | -0.904905 | 1.798405 |
| H | 3.375384 | 0.546542 | -0.178004 |
| H | 2.794065 | -1.721256 | -0.335701 |
| H | 1.927944 | 2.398915 | -0.244171 |
| H | -0.344965 | 2.514423 | 0.146674 |
| H | -1.191619 | -1.589903 | 0.993585 |
| O | -1.791040 | 0.341130 | -0.627572 |
| H | -1.487498 | 0.769450 | 1.356825 |
| O | -2.912663 | -0.245159 | -0.285188 |

== B3LYP/6-31G(2df,p) harmonic frequencies (cm⁻¹) ==

| | | | | | | |
|-----------|-----------|-----------|-----------|-----------|-----------|-----------|
| 57.9898 | 88.2378 | 193.7853 | 223.9278 | 305.3590 | 333.2879 | 390.9519 |
| 473.1443 | 500.7880 | 555.2133 | 647.2763 | 713.9106 | 780.6695 | 798.0159 |
| 856.6297 | 884.2066 | 899.5009 | 920.7043 | 968.9940 | 1004.2707 | 1026.6963 |
| 1040.9794 | 1072.6629 | 1129.0362 | 1196.4241 | 1201.8009 | 1241.7040 | 1272.0770 |
| 1284.7793 | 1314.3788 | 1362.3653 | 1378.6586 | 1390.0483 | 1431.3569 | 1460.9766 |
| 1475.8266 | 1477.4075 | 1673.5847 | 1712.2241 | 3010.8543 | 3041.7799 | 3055.0145 |
| 3074.9693 | 3090.9117 | 3132.0457 | 3146.3680 | 3161.0358 | 3169.6131 | |

== Thermochemistry energies (hartree) ==

ZPVE = 0.145071 (after scaling by 0.9854)
G4 Ee = -422.350400 (total electronic energy)
G4 U0 = -422.205329 (Zero-kelvin internal energy)
G4 UT = -422.197005 (Internal energy at 298.15 K)
G4 HT = -422.196060 (Enthalpy at 298.15 K)
G4 GT = -422.239455 (Gibbs free energy at 298.15 K)

[CCSDT-F12a/cc-pVDZ-F12 data]

CCSD(T)-F12a/cc-pVDZ-F12 Ee = -421.878114 (total electronic energy)

Species 3: *syn*-QOOH

[G4 data]

== B3LYP/6-31G(2df,p) equilibrium geometry (Angstrom) ==

| | | | |
|---|-----------|-----------|-----------|
| C | -2.156306 | -0.061840 | -0.483917 |
| C | -1.596651 | -1.290677 | -0.060844 |
| C | -0.343833 | -1.562424 | 0.408176 |
| C | -1.601464 | 1.237408 | -0.411474 |
| C | 0.788867 | -0.589497 | 0.569793 |
| C | -0.476065 | 1.641369 | 0.243770 |
| C | 0.414269 | 0.799782 | 1.109970 |
| H | -0.225134 | 2.697947 | 0.192191 |
| H | 2.466292 | 0.977600 | -1.096128 |
| H | -0.056047 | 0.649605 | 2.094068 |
| H | -3.139336 | -0.130357 | -0.941673 |
| H | -2.168854 | 2.012129 | -0.923158 |
| H | -2.257588 | -2.149504 | -0.162891 |
| H | -0.100279 | -2.597644 | 0.625373 |
| H | 1.345691 | 1.339846 | 1.304015 |
| O | 1.394680 | -0.526874 | -0.732014 |
| H | 1.527769 | -1.022089 | 1.257751 |
| O | 2.659643 | 0.174091 | -0.593285 |

== B3LYP/6-31G(2df,p) harmonic frequencies (cm⁻¹) ==

| | | | | | | |
|-----------|-----------|-----------|-----------|-----------|-----------|-----------|
| 50.7715 | 108.3919 | 172.4829 | 253.3618 | 264.9418 | 295.2542 | 359.2985 |
| 412.2076 | 489.9113 | 508.4343 | 556.2937 | 650.2132 | 716.9638 | 778.3398 |
| 804.1635 | 840.5795 | 889.4572 | 915.1233 | 918.1203 | 926.2588 | 953.2711 |
| 982.8668 | 989.8004 | 1031.5633 | 1108.2067 | 1177.1526 | 1221.9555 | 1253.1981 |
| 1259.0746 | 1336.1233 | 1342.6270 | 1376.6749 | 1389.2242 | 1392.3586 | 1435.6565 |
| 1459.9291 | 1466.6938 | 1556.7124 | 1597.9897 | 2991.7546 | 3012.2895 | 3077.8164 |
| 3134.4342 | 3138.6491 | 3157.9566 | 3169.5101 | 3178.7800 | 3759.5742 | |

== Thermochemistry energies (hartree) ==

| | | |
|---------|-------------|---------------------------------|
| ZPVE = | 0.143365 | (after scaling by 0.9854) |
| G4 Ee = | -422.355992 | (total electronic energy) |
| G4 U0 = | -422.212627 | (Zero-kelvin internal energy) |
| G4 UT = | -422.203894 | (Internal energy at 298.15 K) |
| G4 HT = | -422.202949 | (Enthalpy at 298.15 K) |
| G4 GT = | -422.246964 | (Gibbs free energy at 298.15 K) |

[CCSDT-F12a/cc-pVDZ-F12 data]

CCSD(T)-F12a/cc-pVDZ-F12 Ee = (total electronic energy)

Species 4: *anti*-QOOH

[G4 data]

== B3LYP/6-31G(2df,p) equilibrium geometry (Angstrom) ==

| | | | |
|---|-----------|-----------|-----------|
| C | 1.780255 | 1.054181 | -0.396931 |
| C | 0.736741 | 1.662370 | 0.341009 |
| C | -0.402417 | 1.106634 | 0.850643 |
| C | 1.986687 | -0.317331 | -0.672247 |
| C | -0.862698 | -0.317785 | 0.689090 |
| C | 1.320515 | -1.395626 | -0.168543 |
| C | 0.221952 | -1.391909 | 0.855704 |
| H | 1.647524 | -2.378211 | -0.497208 |
| H | -2.212184 | 1.012880 | -1.239313 |
| H | 0.649934 | -1.269154 | 1.861728 |
| H | 2.521761 | 1.734684 | -0.806707 |
| H | 2.805911 | -0.534102 | -1.354509 |
| H | 0.855609 | 2.732942 | 0.500167 |
| H | -1.084000 | 1.761743 | 1.384933 |
| H | -0.273018 | -2.368408 | 0.852323 |
| O | -1.409480 | -0.572440 | -0.617027 |
| H | -1.654433 | -0.512488 | 1.423577 |
| O | -2.583433 | 0.249554 | -0.772640 |

== B3LYP/6-31G(2df,p) harmonic frequencies (cm⁻¹) ==

| | | | | | | |
|-----------|-----------|-----------|-----------|-----------|-----------|-----------|
| 65.3358 | 121.3593 | 136.8639 | 252.6857 | 284.1509 | 294.4647 | 363.8387 |
| 415.5229 | 486.9140 | 489.8235 | 579.9225 | 666.1295 | 721.3217 | 784.5427 |
| 787.5008 | 834.7067 | 895.9073 | 920.3552 | 928.5761 | 936.3046 | 961.2052 |
| 981.5156 | 985.7884 | 1038.2251 | 1092.8266 | 1175.7087 | 1234.9287 | 1255.4086 |
| 1261.3503 | 1325.9360 | 1359.7914 | 1379.8793 | 1390.6972 | 1400.0732 | 1435.5472 |
| 1455.6023 | 1461.9022 | 1555.5235 | 1595.7252 | 2999.2977 | 3023.1721 | 3070.4839 |
| 3131.0812 | 3140.0836 | 3162.4283 | 3169.5177 | 3174.9995 | 3737.1293 | |

== Thermochemistry energies (hartree) ==

| | | |
|---------|-------------|---------------------------------|
| ZPVE = | 0.143499 | (after scaling by 0.9854) |
| G4 Ee = | -422.356111 | (total electronic energy) |
| G4 U0 = | -422.212612 | (Zero-kelvin internal energy) |
| G4 UT = | -422.203914 | (Internal energy at 298.15 K) |
| G4 HT = | -422.202969 | (Enthalpy at 298.15 K) |
| G4 GT = | -422.246771 | (Gibbs free energy at 298.15 K) |

[CCSDT-F12a/cc-pVDZ-F12 data]

CCSD(T)-F12a/cc-pVDZ-F12 Ee = (total electronic energy)

Species 5: *cy*-ether

[G4 data]

== B3LYP/6-31G(2df,p) equilibrium geometry (Angstrom) ==

| | | | |
|---|-----------|-----------|-----------|
| C | -0.000434 | 1.618794 | -0.732543 |
| C | -0.000434 | 1.618794 | 0.732543 |
| C | -0.000434 | 0.543178 | 1.534916 |
| C | -0.000434 | 0.543178 | -1.534916 |
| C | -0.051198 | -0.879694 | 1.032900 |
| C | -0.051198 | -0.879694 | -1.032900 |
| C | 1.043972 | -1.241847 | -0.000000 |
| H | -0.213746 | -1.583825 | -1.853665 |
| H | 1.967113 | -0.662179 | -0.000000 |
| H | 0.016354 | 2.600869 | -1.198153 |
| H | 0.019814 | 0.687506 | -2.611635 |
| H | 0.016354 | 2.600869 | 1.198153 |
| H | 0.019814 | 0.687506 | 2.611635 |
| H | 1.258687 | -2.311176 | -0.000000 |
| O | -1.063711 | -1.046501 | -0.000000 |
| H | -0.213746 | -1.583825 | 1.853665 |

== B3LYP/6-31G(2df,p) harmonic frequencies (cm⁻¹) ==

| | | | | | | |
|-----------|-----------|-----------|-----------|-----------|-----------|-----------|
| 239.4443 | 241.0836 | 339.4879 | 428.7224 | 464.1666 | 600.8683 | 609.1468 |
| 702.8870 | 789.9060 | 801.6697 | 836.1659 | 856.3050 | 893.2081 | 914.8917 |
| 947.0965 | 965.9556 | 988.8864 | 999.3855 | 1016.2797 | 1059.4884 | 1097.9188 |
| 1126.8692 | 1213.3538 | 1242.6039 | 1242.6087 | 1254.7886 | 1302.7779 | 1355.9585 |
| 1375.0172 | 1408.4563 | 1443.9377 | 1481.0947 | 1660.3061 | 1700.8733 | 3065.2927 |
| 3065.6637 | 3085.4559 | 3144.9763 | 3148.3960 | 3154.5821 | 3169.5360 | 3178.1894 |

== Thermochemistry energies (hartree) ==

| | | |
|---------|-------------|---------------------------------|
| ZPVE = | 0.131582 | (after scaling by 0.9854) |
| G4 Ee = | -346.628462 | (total electronic energy) |
| G4 U0 = | -346.496880 | (Zero-kelvin internal energy) |
| G4 UT = | -346.490848 | (Internal energy at 298.15 K) |
| G4 HT = | -346.489904 | (Enthalpy at 298.15 K) |
| G4 GT = | -346.526589 | (Gibbs free energy at 298.15 K) |

[CCSDT-F12a/cc-pVDZ-F12 data]

CCSD(T)-F12a/cc-pVDZ-F12 Ee = -346.213771 (total electronic energy)

Species 6: Transition state along $\text{ROO} \cdot \xrightarrow{\text{TS1}} \cdot\text{QOOH}$

[G4 data]

== B3LYP/6-31G(2df,p) equilibrium geometry (Angstrom) ==

| | | | |
|---|-----------|-----------|-----------|
| C | -1.730260 | 0.777959 | -0.447062 |
| C | -1.890919 | -0.631152 | -0.143700 |
| C | -0.944022 | -1.510806 | 0.236129 |
| C | -0.702728 | 1.635422 | -0.158350 |
| C | 0.498223 | -1.120724 | 0.394160 |
| C | 0.521949 | 1.379792 | 0.558183 |
| C | 0.683037 | 0.093003 | 1.340032 |
| H | 0.968362 | 2.257674 | 1.027886 |
| H | 1.410963 | 1.066365 | -0.346017 |
| H | -0.047266 | 0.009723 | 2.152326 |
| H | -2.574275 | 1.217369 | -0.973625 |
| H | -0.815064 | 2.650666 | -0.533426 |
| H | -2.899606 | -1.012891 | -0.284607 |
| H | -1.214598 | -2.544989 | 0.419773 |
| H | 1.679914 | 0.070487 | 1.785619 |
| O | 0.941219 | -0.765848 | -0.951189 |
| H | 1.102176 | -1.963994 | 0.747207 |
| O | 2.030995 | 0.079425 | -0.882746 |

== B3LYP/6-31G(2df,p) harmonic frequencies (cm⁻¹) ==

| | | | | | | |
|------------|-----------|-----------|-----------|-----------|-----------|-----------|
| -1931.8921 | 147.2113 | 232.9771 | 263.8448 | 322.1225 | 400.0806 | 453.0794 |
| 466.1199 | 516.1865 | 597.6468 | 633.7694 | 696.6870 | 761.9086 | 784.7653 |
| 797.4457 | 871.7181 | 898.4616 | 920.8123 | 942.0807 | 969.0960 | 987.1202 |
| 995.7602 | 1003.2110 | 1043.6869 | 1079.5207 | 1116.6350 | 1181.5894 | 1230.4023 |
| 1239.3681 | 1261.4373 | 1292.8543 | 1333.1986 | 1365.2003 | 1396.6956 | 1428.8375 |
| 1465.9399 | 1483.6934 | 1534.7770 | 1588.3311 | 1656.1419 | 3038.6310 | 3047.8135 |
| 3100.9029 | 3112.1934 | 3138.1594 | 3149.3172 | 3164.0788 | 3188.3296 | |

== Thermochemistry energies (hartree) ==

ZPVE = 0.139857 (after scaling by 0.9854)
G4 Ee = -422.309109 (total electronic energy)
G4 U0 = -422.169252 (Zero-kelvin internal energy)
G4 UT = -422.162024 (Internal energy at 298.15 K)
G4 HT = -422.161080 (Enthalpy at 298.15 K)
G4 GT = -422.201166 (Gibbs free energy at 298.15 K)

[CCSDT-F12a/cc-pVDZ-F12 data]

CCSD(T)-F12a/cc-pVDZ-F12 Ee = -421.838741 (total electronic energy)

Species 7: Transition state along $\cdot\text{QOOH} \xrightarrow{\text{TS4}} \text{cycloether} + \cdot\text{OH}$

[G4 data]

== B3LYP/6-31G(2df,p) equilibrium geometry (Angstrom) ==

| | | | |
|---|-----------|-----------|-----------|
| C | 1.805312 | 0.690380 | -0.589546 |
| C | 1.013440 | 1.571000 | 0.237743 |
| C | -0.147172 | 1.282000 | 0.867891 |
| C | 1.597720 | -0.640200 | -0.831175 |
| C | -0.816195 | -0.070162 | 0.871089 |
| C | 0.619018 | -1.456834 | -0.192009 |
| C | 0.152654 | -1.196381 | 1.233433 |
| H | 0.495700 | -2.461234 | -0.583903 |
| H | -1.950454 | 0.886041 | -1.638758 |
| H | 0.956871 | -0.924734 | 1.922882 |
| H | 2.621905 | 1.166075 | -1.126860 |
| H | 2.187412 | -1.106412 | -1.616114 |
| H | 1.383870 | 2.590159 | 0.315790 |
| H | -0.638188 | 2.069233 | 1.432564 |
| H | -0.384695 | -2.064275 | 1.617782 |
| O | -1.065623 | -0.576938 | -0.456565 |
| H | -1.749051 | -0.043631 | 1.436417 |
| O | -2.468380 | 0.428182 | -0.961479 |

== B3LYP/6-31G(2df,p) harmonic frequencies (cm⁻¹) ==

| | | | | | | |
|-----------|-----------|-----------|-----------|-----------|-----------|-----------|
| -817.3588 | 81.3859 | 150.0101 | 206.1836 | 229.8385 | 284.1591 | 299.1852 |
| 338.0047 | 417.4434 | 480.2473 | 532.5622 | 594.2334 | 718.7306 | 781.7556 |
| 795.9857 | 821.8607 | 860.9180 | 893.3850 | 905.8440 | 932.5248 | 955.4480 |
| 970.9057 | 993.3655 | 1006.9731 | 1040.5998 | 1062.1609 | 1139.9305 | 1173.2637 |
| 1227.2468 | 1241.2086 | 1263.7162 | 1292.3824 | 1369.9771 | 1384.9999 | 1422.2114 |
| 1465.4987 | 1483.7249 | 1527.3581 | 1647.8170 | 3058.9928 | 3094.8701 | 3125.5216 |
| 3144.3493 | 3153.1048 | 3167.5247 | 3177.5382 | 3184.2415 | 3785.8632 | -817.3581 |
| 81.3861 | 150.0103 | 206.1846 | 229.8387 | 284.1592 | 299.1852 | 338.0047 |
| 417.4434 | 480.2474 | 532.5621 | 594.2334 | 718.7306 | 781.7556 | 795.9857 |
| 821.8607 | 860.9181 | 893.3850 | 905.8441 | 932.5248 | 955.4480 | 970.9058 |
| 993.3654 | 1006.9733 | 1040.5997 | 1062.1609 | 1139.9304 | 1173.2635 | 1227.2467 |
| 1241.2087 | 1263.7162 | 1292.3822 | 1369.9770 | 1384.9998 | 1422.2114 | 1465.4987 |
| 1483.7247 | 1527.3580 | 1647.8170 | 3058.9929 | 3094.8701 | 3125.5216 | 3144.3493 |
| 3153.1048 | 3167.5247 | 3177.5382 | 3184.2415 | 3785.8633 | | |

== Thermochemistry energies (hartree) ==

ZPVE = 0.141171 (after scaling by 0.9854)
G4 Ee = -422.303350 (total electronic energy)
G4 U0 = -422.162179 (Zero-kelvin internal energy)
G4 UT = -422.153717 (Internal energy at 298.15 K)
G4 HT = -422.152773 (Enthalpy at 298.15 K)
G4 GT = -422.195710 (Gibbs free energy at 298.15 K)

[CCSDT-F12a/cc-pVDZ-F12 data]

CCSD(T)-F12a/cc-pVDZ-F12 Ee = -421.837660 (total electronic energy)

Hydrocarbon 14: cyclohepta-3,5-dien-1-yl

Species 1: ·R

[G4 data]

== B3LYP/6-31G(2df,p) equilibrium geometry (Angstrom) ==

| | | | |
|---|-----------|-----------|-----------|
| C | -0.242846 | 1.581923 | 0.060190 |
| C | 1.131135 | 1.166811 | -0.211383 |
| C | 1.662010 | -0.054372 | -0.056038 |
| C | -1.365594 | 0.850307 | 0.151869 |
| C | 0.883441 | -1.258164 | 0.438159 |
| C | -1.577444 | -0.628599 | -0.073704 |
| C | -0.368926 | -1.452562 | -0.360000 |
| H | -2.311114 | -0.747954 | -0.883676 |
| H | -2.103311 | -1.013111 | 0.822484 |
| H | -0.318513 | -2.024642 | -1.279798 |
| H | -0.360720 | 2.655014 | 0.202980 |
| H | -2.283174 | 1.386650 | 0.390934 |
| H | 1.517352 | -2.149620 | 0.395654 |
| H | 0.626308 | -1.100086 | 1.496956 |
| H | 1.792546 | 1.966925 | -0.537409 |
| H | 2.709973 | -0.205238 | -0.302681 |

== B3LYP/6-31G(2df,p) harmonic frequencies (cm⁻¹) ==

| | | | | | | |
|-----------|-----------|-----------|-----------|-----------|-----------|-----------|
| 83.2259 | 173.3971 | 317.9713 | 328.2929 | 386.0391 | 414.3911 | 525.0893 |
| 633.8837 | 706.2276 | 786.4719 | 833.0060 | 865.9941 | 888.3785 | 897.8879 |
| 913.1925 | 993.1610 | 1012.6961 | 1032.3932 | 1040.7217 | 1144.4590 | 1181.0954 |
| 1237.4500 | 1247.8702 | 1265.5906 | 1305.3438 | 1347.4047 | 1372.7251 | 1413.2218 |
| 1446.0881 | 1451.2958 | 1466.9822 | 1669.5135 | 1702.7456 | 2901.7761 | 2986.9655 |
| 3016.1954 | 3067.9149 | 3118.7163 | 3135.2767 | 3146.3721 | 3164.6792 | 3186.8296 |

== Thermochemistry energies (hartree) ==

| | | |
|---------|-------------|---------------------------------|
| ZPVE = | 0.134265 | (after scaling by 0.9854) |
| G4 Ee = | -272.005688 | (total electronic energy) |
| G4 U0 = | -271.871423 | (Zero-kelvin internal energy) |
| G4 UT = | -271.864628 | (Internal energy at 298.15 K) |
| G4 HT = | -271.863684 | (Enthalpy at 298.15 K) |
| G4 GT = | -271.902604 | (Gibbs free energy at 298.15 K) |

[CCSDT-F12a/cc-pVDZ-F12 data]

CCSD(T)-F12a/cc-pVDZ-F12 Ee = -271.639493 (total electronic energy)

Species 2: ROO·

[G4 data]

== B3LYP/6-31G(2df,p) equilibrium geometry (Angstrom) ==

| | | | |
|---|-----------|-----------|-----------|
| C | 1.689079 | 1.063771 | -0.432989 |
| C | 1.938523 | -0.359297 | -0.631934 |
| C | 1.308718 | -1.416055 | -0.101934 |
| C | 0.695167 | 1.684826 | 0.217967 |
| C | 0.153235 | -1.414875 | 0.862915 |
| C | -0.493420 | 1.115004 | 0.937345 |
| C | -0.901314 | -0.327495 | 0.659072 |
| H | -1.370644 | 1.732468 | 0.708649 |
| H | -0.347730 | 1.215869 | 2.022730 |
| H | 2.434197 | 1.709812 | -0.892176 |
| H | 0.728614 | 2.772224 | 0.239252 |
| H | -0.351054 | -2.385726 | 0.808067 |
| H | 0.520380 | -1.329649 | 1.895272 |
| H | 2.768744 | -0.575796 | -1.300367 |
| H | 1.665020 | -2.403515 | -0.383089 |
| O | -1.354000 | -0.467111 | -0.733278 |
| O | -2.471960 | 0.185072 | -0.945724 |
| H | -1.779776 | -0.554651 | 1.271023 |

== B3LYP/6-31G(2df,p) harmonic frequencies (cm⁻¹) ==

| | | | | | | |
|-----------|-----------|-----------|-----------|-----------|-----------|-----------|
| 36.7061 | 77.3544 | 135.2147 | 259.7143 | 314.3393 | 331.5842 | 382.2453 |
| 457.6518 | 510.2698 | 531.7394 | 657.9832 | 765.9274 | 770.9577 | 790.1159 |
| 879.2396 | 893.7442 | 902.3649 | 910.3816 | 935.9637 | 1003.2783 | 1019.3767 |
| 1034.0270 | 1072.8308 | 1103.4764 | 1213.2006 | 1233.4693 | 1256.2208 | 1258.5720 |
| 1282.5414 | 1339.8446 | 1353.8439 | 1385.6503 | 1403.7514 | 1432.8102 | 1453.0239 |
| 1463.5788 | 1466.6223 | 1691.3604 | 1719.8163 | 3006.4206 | 3016.9395 | 3054.7655 |
| 3060.5547 | 3069.4992 | 3131.9695 | 3143.2275 | 3157.4882 | 3169.3269 | |

== Thermochemistry energies (hartree) ==

ZPVE = 0.144888 (after scaling by 0.9854)
G4 Ee = -422.348939 (total electronic energy)
G4 U0 = -422.204051 (Zero-kelvin internal energy)
G4 UT = -422.195612 (Internal energy at 298.15 K)
G4 HT = -422.194667 (Enthalpy at 298.15 K)
G4 GT = -422.238765 (Gibbs free energy at 298.15 K)

[CCSDT-F12a/cc-pVDZ-F12 data]

CCSD(T)-F12a/cc-pVDZ-F12 Ee = -421.876559 (total electronic energy)

Species 3: ·QOOH

[G4 data]

== B3LYP/6-31G(2df,p) equilibrium geometry (Angstrom) ==

| | | | |
|---|-----------|-----------|-----------|
| C | 1.780171 | 1.054270 | -0.397003 |
| C | 1.986731 | -0.317239 | -0.672259 |
| C | 1.320663 | -1.395579 | -0.168512 |
| C | 0.736676 | 1.662371 | 0.341023 |
| C | 0.222002 | -1.391951 | 0.855650 |
| C | -0.402396 | 1.106550 | 0.850749 |
| C | -0.862601 | -0.317850 | 0.689114 |
| H | -2.212333 | 1.013198 | -1.238636 |
| H | -1.083904 | 1.761593 | 1.385219 |
| H | 2.521594 | 1.734836 | -0.806827 |
| H | 0.855489 | 2.732945 | 0.500220 |
| H | -0.272971 | -2.368448 | 0.852096 |
| H | 0.649926 | -1.269376 | 1.861723 |
| H | 2.805996 | -0.533968 | -1.354488 |
| H | 1.647835 | -2.378146 | -0.497070 |
| O | -1.409522 | -0.572409 | -0.617198 |
| O | -2.583567 | 0.249479 | -0.772592 |
| H | -1.654398 | -0.512625 | 1.423512 |

== B3LYP/6-31G(2df,p) harmonic frequencies (cm⁻¹) ==

| | | | | | | |
|-----------|-----------|-----------|-----------|-----------|-----------|-----------|
| 65.5825 | 121.4266 | 137.0510 | 252.3990 | 283.6866 | 294.5073 | 363.8361 |
| 415.5501 | 486.9120 | 489.8644 | 579.9980 | 666.0708 | 721.3904 | 784.4459 |
| 787.5640 | 834.7492 | 895.9548 | 920.4408 | 928.5571 | 936.2927 | 961.1220 |
| 981.4871 | 985.7805 | 1037.9294 | 1092.9302 | 1175.6905 | 1234.9368 | 1255.3916 |
| 1261.3723 | 1326.0210 | 1359.8396 | 1379.8923 | 1391.0158 | 1400.0738 | 1435.5622 |
| 1455.6351 | 1461.8736 | 1555.4927 | 1595.7248 | 2999.3878 | 3023.3587 | 3070.5469 |
| 3131.0482 | 3140.0269 | 3162.3982 | 3169.4618 | 3174.9650 | 3736.7877 | |

== Thermochemistry energies (hartree) ==

ZPVE = 0.143499 (after scaling by 0.9854)
G4 Ee = -422.356110 (total electronic energy)
G4 U0 = -422.212611 (Zero-kelvin internal energy)
G4 UT = -422.203912 (Internal energy at 298.15 K)
G4 HT = -422.202968 (Enthalpy at 298.15 K)
G4 GT = -422.246766 (Gibbs free energy at 298.15 K)

[CCSDT-F12a/cc-pVDZ-F12 data]

CCSD(T)-F12a/cc-pVDZ-F12 Ee = -421.884728 (total electronic energy)

Species 4: Transition state along $\text{ROO} \cdot \xrightarrow{\text{TS1}} \cdot\text{QOOH}$

[G4 data]

== B3LYP/6-31G(2df,p) equilibrium geometry (Angstrom) ==

| | | | |
|---|-----------|-----------|-----------|
| C | 1.859740 | 1.170556 | -0.181296 |
| C | 0.683074 | 1.689367 | 0.270229 |
| C | -0.535878 | 0.957034 | 0.484546 |
| C | 2.254187 | -0.219373 | -0.357031 |
| C | -0.687754 | -0.430197 | -0.137713 |
| C | 1.608153 | -1.365312 | -0.053631 |
| C | 0.192588 | -1.527017 | 0.438738 |
| H | 2.672364 | 1.878081 | -0.329371 |
| H | 0.678340 | 2.742796 | 0.544296 |
| H | -1.676719 | 1.247667 | -0.134800 |
| H | 3.272379 | -0.335464 | -0.721637 |
| H | -0.487242 | -0.343787 | -1.213694 |
| H | 2.158770 | -2.290882 | -0.198938 |
| H | 0.156459 | -1.525458 | 1.536802 |
| H | -0.190910 | -2.503719 | 0.120546 |
| H | -0.960255 | 1.039163 | 1.492662 |
| O | -2.649124 | 0.482553 | -0.522316 |
| O | -2.084356 | -0.677396 | 0.037450 |

== B3LYP/6-31G(2df,p) harmonic frequencies (cm⁻¹) ==

| | | | | | | |
|------------|-----------|-----------|-----------|-----------|-----------|-----------|
| -2197.7970 | 120.0196 | 163.0088 | 247.0915 | 303.2991 | 353.8540 | 379.2505 |
| 447.8785 | 481.1673 | 556.6430 | 628.0892 | 662.8909 | 712.5251 | 791.0412 |
| 853.4560 | 865.9284 | 882.9208 | 912.9446 | 942.9691 | 972.5635 | 989.6921 |
| 1008.8423 | 1042.9101 | 1046.9499 | 1104.8668 | 1147.3607 | 1197.9879 | 1215.7261 |
| 1254.4394 | 1271.8126 | 1316.3378 | 1330.1959 | 1390.0093 | 1411.2665 | 1430.6227 |
| 1467.4397 | 1473.0223 | 1545.5907 | 1656.8953 | 1759.0545 | 3011.9894 | 3022.3226 |
| 3054.6478 | 3060.2523 | 3134.6503 | 3143.0499 | 3159.2967 | 3170.3930 | |

== Thermochemistry energies (hartree) ==

| | | |
|---------|-------------|---------------------------------|
| ZPVE = | 0.139398 | (after scaling by 0.9854) |
| G4 Ee = | -422.292698 | (total electronic energy) |
| G4 U0 = | -422.153300 | (Zero-kelvin internal energy) |
| G4 UT = | -422.145681 | (Internal energy at 298.15 K) |
| G4 HT = | -422.144737 | (Enthalpy at 298.15 K) |
| G4 GT = | -422.185964 | (Gibbs free energy at 298.15 K) |

[CCSDT-F12a/cc-pVDZ-F12 data]

CCSD(T)-F12a/cc-pVDZ-F12 Ee = -421.822843 (total electronic energy)

Hydrocarbon 15: (cyclohexa-2,4-dien-1-yl)methyl (5-membered path)

Species 1: ·R

[G4 data]

== B3LYP/6-31G(2df,p) equilibrium geometry (Angstrom) ==

| | | | |
|---|-----------|-----------|-----------|
| C | -0.221774 | -1.250254 | -0.162115 |
| C | 1.268477 | -1.145672 | 0.049582 |
| C | 1.873379 | 0.048597 | 0.040476 |
| C | 1.092788 | 1.273692 | -0.134164 |
| C | -0.240273 | 1.265607 | -0.009737 |
| C | -0.986892 | -0.014894 | 0.362643 |
| H | -0.623667 | -2.153053 | 0.308075 |
| H | -0.417508 | -1.359349 | -1.242647 |
| H | 1.842592 | -2.062701 | 0.142282 |
| H | 2.951292 | 0.129319 | 0.142142 |
| H | 1.619848 | 2.199527 | -0.346171 |
| H | -0.821223 | 2.177184 | -0.109398 |
| C | -2.406907 | -0.011735 | -0.102340 |
| H | -0.985362 | -0.056859 | 1.466134 |
| H | -2.648709 | -0.313760 | -1.116325 |
| H | -3.190051 | 0.447645 | 0.489835 |

== B3LYP/6-31G(2df,p) harmonic frequencies (cm⁻¹) ==

| | | | | | | |
|-----------|-----------|-----------|-----------|-----------|-----------|-----------|
| 81.4892 | 116.8429 | 264.3153 | 301.4382 | 414.1619 | 453.9160 | 500.9285 |
| 561.1430 | 576.2088 | 698.8890 | 763.8156 | 786.1618 | 868.3925 | 946.9159 |
| 954.5692 | 970.4708 | 982.2823 | 992.3213 | 1045.3252 | 1091.9210 | 1123.5583 |
| 1174.5336 | 1202.4922 | 1223.8402 | 1293.8482 | 1315.6321 | 1357.4858 | 1386.4861 |
| 1432.5650 | 1459.6120 | 1469.2368 | 1640.2393 | 1703.6535 | 2940.1946 | 2966.5219 |
| 3070.9180 | 3140.8689 | 3155.7943 | 3164.0841 | 3180.0523 | 3188.4808 | 3246.8748 |

== Thermochemistry energies (hartree) ==

| | | |
|---------|-------------|---------------------------------|
| ZPVE = | 0.132917 | (after scaling by 0.9854) |
| G4 Ee = | -272.004991 | (total electronic energy) |
| G4 U0 = | -271.872074 | (Zero-kelvin internal energy) |
| G4 UT = | -271.864918 | (Internal energy at 298.15 K) |
| G4 HT = | -271.863974 | (Enthalpy at 298.15 K) |
| G4 GT = | -271.903699 | (Gibbs free energy at 298.15 K) |

[CCSDT-F12a/cc-pVDZ-F12 data]

CCSD(T)-F12a/cc-pVDZ-F12 Ee = -271.638615 (total electronic energy)

Species 2: ROO·

[G4 data]

== B3LYP/6-31G(2df,p) equilibrium geometry (Angstrom) ==

| | | | |
|---|-----------|-----------|-----------|
| C | -0.373068 | -1.075658 | 0.425215 |
| C | -1.788718 | -1.352611 | -0.019293 |
| C | -2.638782 | -0.344943 | -0.251944 |
| C | -2.197471 | 1.044028 | -0.117575 |
| C | -0.896182 | 1.347575 | -0.033781 |
| C | 0.154840 | 0.262748 | -0.125454 |
| H | 0.298209 | -1.886771 | 0.129912 |
| H | -0.352934 | -1.051683 | 1.528625 |
| H | -2.116424 | -2.385810 | -0.078705 |
| H | -3.672135 | -0.537186 | -0.522699 |
| H | -2.947129 | 1.829392 | -0.110199 |
| H | -0.567654 | 2.381546 | 0.029915 |
| C | 1.447128 | 0.695177 | 0.561422 |
| H | 0.410200 | 0.131126 | -1.189850 |
| H | 1.338705 | 0.743412 | 1.649313 |
| H | 1.807132 | 1.654492 | 0.178951 |
| O | 2.510374 | -0.278119 | 0.356984 |
| O | 2.934070 | -0.263933 | -0.887835 |

== B3LYP/6-31G(2df,p) harmonic frequencies (cm⁻¹) ==

| | | | | | | |
|-----------|-----------|-----------|-----------|-----------|-----------|-----------|
| 67.4363 | 77.2088 | 131.0957 | 195.6364 | 279.8318 | 329.6978 | 414.1105 |
| 475.0175 | 540.1463 | 562.0659 | 588.7929 | 697.9741 | 782.8079 | 786.6807 |
| 866.3340 | 916.3691 | 947.1464 | 961.2615 | 979.8872 | 990.2338 | 996.0458 |
| 1054.0055 | 1107.6190 | 1121.3879 | 1170.4037 | 1187.2191 | 1206.2427 | 1225.4493 |
| 1265.5150 | 1302.8228 | 1332.1908 | 1371.0449 | 1378.9070 | 1395.4183 | 1439.0649 |
| 1471.2797 | 1476.6684 | 1645.9128 | 1708.7927 | 2957.7980 | 2977.4550 | 3054.0170 |
| 3084.3756 | 3116.4879 | 3154.4153 | 3166.3937 | 3179.5541 | 3191.8386 | |

== Thermochemistry energies (hartree) ==

| | | |
|---------|-------------|---------------------------------|
| ZPVE = | 0.144410 | (after scaling by 0.9854) |
| G4 Ee = | -422.350457 | (total electronic energy) |
| G4 U0 = | -422.206047 | (Zero-kelvin internal energy) |
| G4 UT = | -422.197564 | (Internal energy at 298.15 K) |
| G4 HT = | -422.196619 | (Enthalpy at 298.15 K) |
| G4 GT = | -422.240582 | (Gibbs free energy at 298.15 K) |

[CCSDT-F12a/cc-pVDZ-F12 data]

CCSD(T)-F12a/cc-pVDZ-F12 Ee = -421.878349 (total electronic energy)

Species 3: ·QOOH

[G4 data]

== B3LYP/6-31G(2df,p) equilibrium geometry (Angstrom) ==

| | | | |
|---|-----------|-----------|-----------|
| C | -0.592277 | -1.303972 | 0.111329 |
| C | -2.003481 | -1.102740 | -0.353179 |
| C | -2.588769 | 0.127000 | -0.374506 |
| C | -1.882676 | 1.285493 | 0.032963 |
| C | -0.540881 | 1.170992 | 0.464386 |
| C | 0.105762 | -0.032231 | 0.519831 |
| H | 0.001339 | -1.820327 | -0.664740 |
| H | -0.571479 | -2.024262 | 0.952494 |
| H | -2.556741 | -1.981674 | -0.669136 |
| H | -3.616261 | 0.227439 | -0.711521 |
| H | -2.364043 | 2.255892 | 0.008986 |
| H | -0.004412 | 2.067708 | 0.764153 |
| C | 1.539664 | -0.144078 | 0.940733 |
| H | 1.777691 | 0.523416 | -1.597683 |
| H | 1.686813 | -0.968342 | 1.652498 |
| H | 1.903438 | 0.785800 | 1.391369 |
| O | 2.404079 | -0.515947 | -0.143219 |
| O | 2.535871 | 0.632393 | -1.003751 |

== B3LYP/6-31G(2df,p) harmonic frequencies (cm⁻¹) ==

| | | | | | | |
|-----------|-----------|-----------|-----------|-----------|-----------|-----------|
| 47.7704 | 80.6876 | 147.4125 | 195.9884 | 240.2082 | 291.1770 | 371.7038 |
| 435.9250 | 470.8247 | 534.2353 | 579.9983 | 610.2082 | 685.0947 | 767.6818 |
| 769.7076 | 871.4220 | 917.4901 | 939.9801 | 950.1271 | 975.8362 | 976.3064 |
| 984.6544 | 994.3452 | 1050.1141 | 1132.9834 | 1172.1953 | 1180.5888 | 1191.5203 |
| 1265.0386 | 1307.4395 | 1346.6234 | 1367.3332 | 1395.3605 | 1420.0377 | 1431.3460 |
| 1442.0969 | 1463.7499 | 1545.4940 | 1614.3021 | 2903.9847 | 2936.0460 | 3013.6480 |
| 3074.6464 | 3158.8155 | 3163.6677 | 3182.2702 | 3203.2422 | 3726.5386 | |

== Thermochemistry energies (hartree) ==

| | | |
|---------|-------------|---------------------------------|
| ZPVE = | 0.142614 | (after scaling by 0.9854) |
| G4 Ee = | -422.366270 | (total electronic energy) |
| G4 U0 = | -422.223656 | (Zero-kelvin internal energy) |
| G4 UT = | -422.214737 | (Internal energy at 298.15 K) |
| G4 HT = | -422.213793 | (Enthalpy at 298.15 K) |
| G4 GT = | -422.258641 | (Gibbs free energy at 298.15 K) |

[CCSDT-F12a/cc-pVDZ-F12 data]

CCSD(T)-F12a/cc-pVDZ-F12 Ee = -421.895338 (total electronic energy)

Species 4: Transition state along $\text{ROO}\cdot \xrightarrow{\text{TS1}} \cdot\text{QOOH}$

[G4 data]

== B3LYP/6-31G(2df,p) equilibrium geometry (Angstrom) ==

| | | | |
|---|-----------|-----------|-----------|
| C | 0.374366 | -1.161990 | -0.403217 |
| C | 1.795696 | -1.276168 | 0.064178 |
| C | 2.556341 | -0.185453 | 0.280847 |
| C | 2.009501 | 1.141760 | 0.119205 |
| C | 0.678617 | 1.324150 | -0.121656 |
| C | -0.241760 | 0.216576 | -0.177179 |
| H | -0.260023 | -1.933750 | 0.047491 |
| H | 0.355017 | -1.389847 | -1.486930 |
| H | 2.218066 | -2.272105 | 0.156702 |
| H | 3.596892 | -0.288347 | 0.571394 |
| H | 2.665933 | 1.998858 | 0.225847 |
| H | 0.274953 | 2.330983 | -0.193201 |
| C | -1.607976 | 0.418467 | -0.862702 |
| H | -0.904934 | 0.170194 | 0.929829 |
| H | -1.660185 | 0.045506 | -1.891630 |
| H | -1.891800 | 1.478368 | -0.826157 |
| O | -2.506827 | -0.371913 | -0.090106 |
| O | -2.216001 | -0.003576 | 1.223831 |

== B3LYP/6-31G(2df,p) harmonic frequencies (cm⁻¹) ==

| | | | | | | |
|------------|-----------|-----------|-----------|-----------|-----------|-----------|
| -1945.8504 | 91.7659 | 121.4972 | 217.2424 | 261.7050 | 351.6334 | 387.6258 |
| 426.9457 | 544.8273 | 566.1265 | 615.5524 | 666.8029 | 721.6626 | 788.2452 |
| 812.9284 | 906.0236 | 936.5334 | 950.7698 | 960.5038 | 976.3568 | 985.1185 |
| 994.0398 | 1004.8975 | 1049.0030 | 1127.8696 | 1161.7121 | 1179.2738 | 1198.0808 |
| 1209.1660 | 1242.9510 | 1304.9723 | 1341.9837 | 1352.2431 | 1413.2673 | 1445.6027 |
| 1473.8997 | 1484.2638 | 1519.9171 | 1657.6127 | 1727.2445 | 2913.9295 | 3012.9046 |
| 3054.2034 | 3081.8711 | 3158.6849 | 3168.6036 | 3184.6691 | 3196.3137 | |

== Thermochemistry energies (hartree) ==

| | | |
|---------|-------------|---------------------------------|
| ZPVE = | 0.139070 | (after scaling by 0.9854) |
| G4 Ee = | -422.305519 | (total electronic energy) |
| G4 U0 = | -422.166449 | (Zero-kelvin internal energy) |
| G4 UT = | -422.158653 | (Internal energy at 298.15 K) |
| G4 HT = | -422.157708 | (Enthalpy at 298.15 K) |
| G4 GT = | -422.199627 | (Gibbs free energy at 298.15 K) |

[CCSDT-F12a/cc-pVDZ-F12 data]

CCSD(T)-F12a/cc-pVDZ-F12 Ee = -421.835537 (total electronic energy)

Hydrocarbon 16: (cyclohexa-2,4-dien-1-yl)methyl (6-membered path)

Species 1: ·R

[G4 data]

== B3LYP/6-31G(2df,p) equilibrium geometry (Angstrom) ==

| | | | |
|---|-----------|-----------|-----------|
| C | -0.221774 | -1.250254 | -0.162115 |
| C | 1.268477 | -1.145672 | 0.049582 |
| C | 1.873379 | 0.048597 | 0.040476 |
| C | 1.092788 | 1.273692 | -0.134164 |
| C | -0.240273 | 1.265607 | -0.009737 |
| C | -0.986892 | -0.014894 | 0.362643 |
| H | -0.623667 | -2.153053 | 0.308075 |
| H | -0.417508 | -1.359349 | -1.242647 |
| H | 1.842592 | -2.062701 | 0.142282 |
| H | 2.951292 | 0.129319 | 0.142142 |
| H | 1.619848 | 2.199527 | -0.346171 |
| H | -0.821223 | 2.177184 | -0.109398 |
| C | -2.406907 | -0.011735 | -0.102340 |
| H | -0.985362 | -0.056859 | 1.466134 |
| H | -2.648709 | -0.313760 | -1.116325 |
| H | -3.190051 | 0.447645 | 0.489835 |

== B3LYP/6-31G(2df,p) harmonic frequencies (cm⁻¹) ==

| | | | | | | |
|-----------|-----------|-----------|-----------|-----------|-----------|-----------|
| 81.4892 | 116.8429 | 264.3153 | 301.4382 | 414.1619 | 453.9160 | 500.9285 |
| 561.1430 | 576.2088 | 698.8890 | 763.8156 | 786.1618 | 868.3925 | 946.9159 |
| 954.5692 | 970.4708 | 982.2823 | 992.3213 | 1045.3252 | 1091.9210 | 1123.5583 |
| 1174.5336 | 1202.4922 | 1223.8402 | 1293.8482 | 1315.6321 | 1357.4858 | 1386.4861 |
| 1432.5650 | 1459.6120 | 1469.2368 | 1640.2393 | 1703.6535 | 2940.1946 | 2966.5219 |
| 3070.9180 | 3140.8689 | 3155.7943 | 3164.0841 | 3180.0523 | 3188.4808 | 3246.8748 |

== Thermochemistry energies (hartree) ==

| | | |
|---------|-------------|---------------------------------|
| ZPVE = | 0.132917 | (after scaling by 0.9854) |
| G4 Ee = | -272.004991 | (total electronic energy) |
| G4 U0 = | -271.872074 | (Zero-kelvin internal energy) |
| G4 UT = | -271.864918 | (Internal energy at 298.15 K) |
| G4 HT = | -271.863974 | (Enthalpy at 298.15 K) |
| G4 GT = | -271.903699 | (Gibbs free energy at 298.15 K) |

[CCSDT-F12a/cc-pVDZ-F12 data]

CCSD(T)-F12a/cc-pVDZ-F12 Ee = -271.638615 (total electronic energy)

Species 2: ROO·

[G4 data]

== B3LYP/6-31G(2df,p) equilibrium geometry (Angstrom) ==

| | | | |
|---|-----------|-----------|-----------|
| C | 0.206741 | 1.026832 | 0.163137 |
| C | 1.640847 | 1.424161 | -0.091752 |
| C | 2.615317 | 0.506028 | -0.077596 |
| C | 2.298187 | -0.904253 | 0.150897 |
| C | 1.037991 | -1.347516 | 0.065478 |
| C | -0.082736 | -0.404312 | -0.325671 |
| H | -0.486371 | 1.729306 | -0.306424 |
| H | 0.010196 | 1.091419 | 1.246117 |
| H | 1.867929 | 2.478268 | -0.217279 |
| H | 3.654500 | 0.790739 | -0.208236 |
| H | 3.109170 | -1.590925 | 0.373974 |
| H | 0.804972 | -2.399686 | 0.205790 |
| C | -1.427531 | -0.936639 | 0.166856 |
| H | -0.132289 | -0.390875 | -1.428291 |
| H | -1.534443 | -0.861249 | 1.251759 |
| H | -1.580332 | -1.971488 | -0.155955 |
| O | -2.535949 | -0.209131 | -0.430712 |
| O | -2.894830 | 0.826467 | 0.297018 |

== B3LYP/6-31G(2df,p) harmonic frequencies (cm⁻¹) ==

| | | | | | | |
|-----------|-----------|-----------|-----------|-----------|-----------|-----------|
| 56.9454 | 90.5071 | 115.6902 | 199.3515 | 279.6498 | 334.6093 | 409.6352 |
| 473.0745 | 535.3500 | 555.1519 | 582.9332 | 698.3417 | 781.7062 | 785.4229 |
| 877.2373 | 911.5971 | 952.7188 | 962.6556 | 979.9109 | 990.4848 | 996.1082 |
| 1050.5711 | 1101.5408 | 1117.9643 | 1176.9698 | 1184.7729 | 1206.4613 | 1227.8498 |
| 1265.9529 | 1307.2621 | 1331.9755 | 1370.5964 | 1377.7819 | 1393.9548 | 1438.0420 |
| 1466.6196 | 1471.7100 | 1645.4829 | 1708.0787 | 2953.7896 | 2978.9355 | 3053.4391 |
| 3091.4710 | 3122.1591 | 3153.9062 | 3166.4357 | 3179.1426 | 3191.7696 | |

== Thermochemistry energies (hartree) ==

ZPVE = 0.144356 (after scaling by 0.9854)
G4 Ee = -422.349653 (total electronic energy)
G4 U0 = -422.205297 (Zero-kelvin internal energy)
G4 UT = -422.196787 (Internal energy at 298.15 K)
G4 HT = -422.195842 (Enthalpy at 298.15 K)
G4 GT = -422.239919 (Gibbs free energy at 298.15 K)

[CCSDT-F12a/cc-pVDZ-F12 data]

CCSD(T)-F12a/cc-pVDZ-F12 Ee = -421.877554 (total electronic energy)

Species 3: ·QOOH

[G4 data]

== B3LYP/6-31G(2df,p) equilibrium geometry (Angstrom) ==

| | | | |
|---|-----------|-----------|-----------|
| C | -0.292506 | 1.045645 | 0.327422 |
| C | -1.540248 | 1.457914 | -0.034945 |
| C | -2.590918 | 0.537881 | -0.265032 |
| C | -2.344301 | -0.846037 | -0.103363 |
| C | -1.115155 | -1.311900 | 0.256206 |
| C | 0.067287 | -0.407539 | 0.478833 |
| H | 3.046317 | 1.153589 | 0.683049 |
| H | 0.498360 | 1.767859 | 0.488183 |
| H | -1.736746 | 2.520330 | -0.147699 |
| H | -3.575140 | 0.889279 | -0.550810 |
| H | -3.157033 | -1.549601 | -0.259832 |
| H | -0.950669 | -2.378635 | 0.381829 |
| C | 1.245242 | -0.846724 | -0.449598 |
| H | 0.465627 | -0.583414 | 1.496402 |
| H | 1.108178 | -0.454335 | -1.463622 |
| H | 1.271640 | -1.941887 | -0.499761 |
| O | 2.538326 | -0.532735 | 0.029799 |
| O | 2.768306 | 0.882905 | -0.202909 |

== B3LYP/6-31G(2df,p) harmonic frequencies (cm⁻¹) ==

| | | | | | | |
|-----------|-----------|-----------|-----------|-----------|-----------|-----------|
| 33.2486 | 80.8888 | 143.7233 | 188.2660 | 234.3127 | 314.4852 | 366.1236 |
| 405.8116 | 477.4889 | 576.4890 | 590.5180 | 619.7169 | 670.7601 | 748.6361 |
| 790.0309 | 846.1647 | 888.5317 | 939.1272 | 963.5336 | 971.8884 | 985.1885 |
| 995.9981 | 1027.5310 | 1049.9152 | 1062.1172 | 1121.3707 | 1171.9471 | 1201.1485 |
| 1228.8578 | 1276.4271 | 1323.1827 | 1347.7570 | 1372.2278 | 1395.1512 | 1403.4599 |
| 1450.4348 | 1461.3010 | 1540.6634 | 1603.3283 | 2902.7124 | 3030.0591 | 3085.3368 |
| 3153.6247 | 3163.9021 | 3173.6687 | 3201.7353 | 3209.2677 | 3769.8459 | |

== Thermochemistry energies (hartree) ==

ZPVE = 0.142682 (after scaling by 0.9854)
G4 Ee = -422.359323 (total electronic energy)
G4 U0 = -422.216641 (Zero-kelvin internal energy)
G4 UT = -422.207674 (Internal energy at 298.15 K)
G4 HT = -422.206730 (Enthalpy at 298.15 K)
G4 GT = -422.251971 (Gibbs free energy at 298.15 K)

[CCSDT-F12a/cc-pVDZ-F12 data]

CCSD(T)-F12a/cc-pVDZ-F12 Ee = -421.888321 (total electronic energy)

Species 4: Transition state along $\text{ROO} \cdot \xrightarrow{\text{TS1}} \cdot\text{QOOH}$

[G4 data]

== B3LYP/6-31G(2df,p) equilibrium geometry (Angstrom) ==

| | | | |
|---|-----------|-----------|-----------|
| C | -0.076380 | -0.870836 | 0.404425 |
| C | -1.349192 | -1.458976 | -0.002584 |
| C | -2.405218 | -0.639401 | -0.245868 |
| C | -2.311243 | 0.800143 | -0.033578 |
| C | -1.115208 | 1.395961 | 0.115715 |
| C | 0.109996 | 0.542274 | -0.114624 |
| H | 1.145336 | -1.304173 | 0.005886 |
| H | 0.184258 | -1.043608 | 1.457754 |
| H | -1.487287 | -2.535928 | 0.022375 |
| H | -3.376404 | -1.063148 | -0.482794 |
| H | -3.231126 | 1.373121 | 0.024847 |
| H | -1.015225 | 2.465441 | 0.272985 |
| C | 1.494603 | 1.065024 | 0.254113 |
| H | 0.156360 | 0.436191 | -1.217504 |
| H | 1.697650 | 1.011690 | 1.331655 |
| H | 1.669183 | 2.082299 | -0.109663 |
| O | 2.426651 | 0.252897 | -0.468447 |
| O | 2.344988 | -1.056274 | 0.022055 |

== B3LYP/6-31G(2df,p) harmonic frequencies (cm⁻¹) ==

| | | | | | | |
|------------|-----------|-----------|-----------|-----------|-----------|-----------|
| -1983.3502 | 127.4770 | 154.9539 | 268.0826 | 337.5470 | 379.3726 | 414.7620 |
| 425.7750 | 459.1096 | 566.8117 | 589.3298 | 619.2654 | 699.3834 | 774.4366 |
| 817.2972 | 902.8914 | 919.4433 | 952.6876 | 973.5887 | 980.0878 | 994.4194 |
| 1010.9672 | 1040.8016 | 1066.6189 | 1109.0186 | 1149.7503 | 1183.4176 | 1198.9237 |
| 1238.7318 | 1256.0162 | 1285.3999 | 1302.4661 | 1354.6410 | 1374.3631 | 1400.5993 |
| 1436.5201 | 1476.3237 | 1530.7054 | 1574.6996 | 1654.6619 | 2896.3514 | 3020.7440 |
| 3023.8798 | 3097.9766 | 3161.8151 | 3168.8210 | 3181.6788 | 3192.8933 | |

== Thermochemistry energies (hartree) ==

| | | |
|---------|-------------|---------------------------------|
| ZPVE = | 0.138613 | (after scaling by 0.9854) |
| G4 Ee = | -422.297622 | (total electronic energy) |
| G4 U0 = | -422.159009 | (Zero-kelvin internal energy) |
| G4 UT = | -422.151449 | (Internal energy at 298.15 K) |
| G4 HT = | -422.150505 | (Enthalpy at 298.15 K) |
| G4 GT = | -422.191566 | (Gibbs free energy at 298.15 K) |

[CCSDT-F12a/cc-pVDZ-F12 data]

CCSD(T)-F12a/cc-pVDZ-F12 Ee = -421.827476 (total electronic energy)