

Proper Interpretation of Heaps' and Zipf's Laws

Kim Chol-jun

Faculty of Physics, Kim Il Sung University, DPR Korea

postal code:+850

May 28, 2024

Abstract

We derive Heaps' and Zipf's laws, ones of fundamental laws in language process such as text or speech, on the basis of property of the process: the uniform distribution of words. Traditional researches show a trend that Zipf's law is considered as the internal property in the process from linguistic standpoint without proof and other laws are derived from that law. We exclude such a trend and derive the law in pure probabilistic aspect. For this, we inspect the properties of language process including linguistic and probabilistic. We show that the uniformity of distribution of words in the process can explain Heaps' law and furthermore Zipf's law. This can give axiomatic and non-linguistic interpretation of the laws.

keywords: Zipf's law; Heaps' law; arithmetic growth; power-law distribution; Growth processes; Random/ordered microstructure; Stochastic processes

• **Zipf's law of words frequency in text is a most typical example of the power-law distribution. Zipf's law has been reported in various phenomena including economic, astrophysical and so on and its mechanisms have been developed diversely. Most authors believed and tried to explain those phenomena by a unique mechanism such as "rich-get-richer" process. However, I would claim that different phenomena occur from different mechanisms so that Zipf's law in language process is based on an arithmetic growth of words while other phenomena may be caused by a geometric growth. It has been pursued to develop a mechanism proper to language process, though, not omnipotent.**

1 Introduction

The distribution of words in language process such as text or speech is a problem difficult to study only in statistical way. Despite tabletop experiment is possible or even we can trace one by one word in text, its mechanism is being under the discussion. The distribution of words seems to have no a centrality, but a skewness. This distribution is attributed to a power-law distribution called Zipf's law.

The power-law distribution has already been studied for more than a century. Estoup (1916) and Zipf (1932) found that distribution in word frequency in novel is power-law one, i.e. the number of types of words is reciprocal to their number of occurrences. Many phenomena in economics and astrophysics and so on have been found to follow the power-law distribution (e.g. see Newman, 2005). Most of them had been attributed to Zipf's law, despite Zipf's law is originally related to the word distribution. Several generative models have been proposed to explain the power-law distribution including Zipf's law for word frequency. One of the most famous models is the "preferential attachment" process (Barabasi & Albert, 1999; Simon, 1955; Yule, 1924). Originally, this model had been developed for the distribution of size of biological genera or species. However, such systems give a geometric growth while the number of words in text increases arithmetically. Furthermore, the original "preferential attachment" model assumed the rate of new words as constant along text (e.g. see Li, 2016), which is inconsistent with the observation as to text, in particular Heaps' law (Heaps, 1978) that says that the rate of new words decreases along text. Though the model can be modified so that this rate varies along text, the rule of manipulation to choose words in the process is not verified in practice.

A competitive model might be "principle of least effort" or an optimization model. This model was originally by Estoup (1916) and Zipf (1936, 1949) and developed by Mandelbrot (1953) and recent workers (e.g. see Ferrer i Cancho & Solé, 2003). However, the model seems less intuitive and casts a suspicion to people. In fact, it is similar to the principle of least action in physics, which, however, has a unique solution while text, though of the same content, can vary from person to person, from language to language or even from time to time by

a single speaker. Additionally, Zipf’s law is detected in all the languages including even those that have not the articles or prepositions as in English (Yu et al., 2018). Zipf’s law has been reported to appear in children’s utterance or schizophrenic speech (Alexander, Johnson & Weiss, 1998; Piotrovskii, Pashkovskii & Piotrovskii, 2012; Zipf, 1942), for which I am afraid if they try to optimize their speaking. Williams et al. (2015) showed Zipf’s law for clauses, phrases, words and even for graphemes and letters.

Another important model is “Monkey’s typing randomly” or “intermittent silence” that was proposed by Miller (1957) and studied recently (e.g. see Li, 1992). In this model, a sequence of randomly selected character turns out to be a word, if it is separated by blank spaces inserted randomly as well. It has been shown that the word of randomly generated characters has a power-law distribution similar to Zipf’s law. The model seems to be based only on a blind statistical consideration without sophisticated manipulation. However, the power-law distribution is originated from a morphological trend that “short words” are more frequent but less abundant than “long words”. That trend is in turn originated only from the way of making word from characters in the model but cannot be reproduced in real text.

A graphical analysis also has been studied, which, however, seems more complex but less effective (e.g. see Natale, 2018). Other manipulative or artificial processes such as SSR process (Corominas-Murtra, 2015) or Pólya’s urn model (Pólya, 1930) were studied (also see Natale, 2018; Tria et al., 2014), but it is not confident if those processes could represent the language process properly. The distribution might be broken if an item of those manipulations would be changed. According to the previous works, Zipf’s law seems so pertinacious or sticky that arbitrary text or speech include the law.

As aforementioned, the power-law distribution had also been found in economic phenomena such as income taxes (Pareto, 1896), the population in city (Auerbach, 1913; Zipf, 1949) or firm size distribution (Axtell, 2001). Based on Gibrat’s model (Gibrat, 1931), Gabaix (1999) gave an explanation of Zipf’s law for population in city. Chol-jun (2022) developed a model called “geometrically growing system” that can explain the power-law distribution appeared in broad fields such as demography, epidemiology or econometrics. However, those models seem to have no relevance to glottometrics. In fact, the increase of the word occurrences along text seems arithmetic but not geometric.

To summarize, all the aforementioned models seem to be improper to language process.

2 Homogeneity of Language Process

First, let’s define symbols. Let x stand for the position of a word within text, X for the whole length or the tokens of the text, y for the type number (simply the type) of a newly appeared word and Y for the whole types of words within the text. If a word appears k times in the text, where k is the number of occurrences (hereafter, simply the occurrences), its positions form a series: $x_1(y), x_2(y), \dots, x_k(y)$. However, for Heaps’ law, we only concern to the first position so that we denote $x_1(y)$ simply by $x(y)$. The mean span or the period of the former series is denoted by $\bar{x}(y)$. On the other hand, $n(k)$ implies the number of types (or, simply, the types) of all words appeared k -times throughout the text. Then the type number of such words form a series: $y_1|k, y_2|k, \dots, y_{n(k)}|k$.

In order to make a proper interpretation of Heaps’ or Zipf’s laws, we need to analyze real language process. We have analyzed texts and could pick some properties.

Property 1. *The words are uniformly distributed in its’ position within text.*

The first point that we can claim might be a uniformity of distribution of words in the language process. As we can easily observe, the number of frequent words including grammatical words, such as “the” and keywords of content, increases linearly along with the length of text. In Fig. 1 we showed the analysis of excerpt in *MobyDick* written by Herman Melville and author’s debut paper Chol-jun (2019) (hereafter, shortly, *KCj2019*), which might be in poor English so that could be a kind of challenge to Zipf’s law found in normal or native English libraries. The observation gives us a possibility to extend the assumption of the uniform distribution from frequent words to the rarest words. The increase of the number of occurrences is arithmetic so that we cannot apply the approach of geometrically growing system developed in Chol-jun (2022) for the power-law distribution of the occurrences. Of course, we cannot verify the trend for very rare words or hapax legomena because they appear only one or a few times in text. Meanwhile, the words of a given number of occurrences are altogether distributed uniformly throughout text (e.g. see Fig. 2).

We try to show that the uniformity can also be extended to “distribution” of rare words or even hapax legomena. If a word appears uniformly, the number of its occurrences could follow Poisson distribution. Then, its first position in text or an instantaneous span x between its replicas should follow an exponential distribution (e.g. see Feller, 1968): $p(x) = \lambda \exp(-\lambda x)$. Here λ stands for the probability of occurrence of the word and is defined as $\lambda = \frac{k}{X}$, where k stands for the occurrences of the word and X for the length of text or the tokens

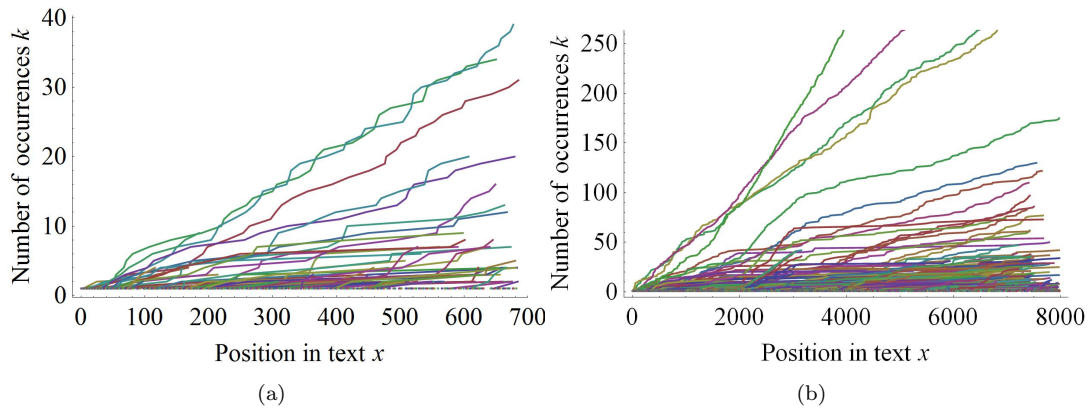


Figure 1: The growth curve of words in text of (a) *MobyDick* and (b) *KCj2019*. Each curve corresponds to a word. It seems sure that the number of occurrences of almost frequent words grows linearly with the length of text. This also implies that the frequent words might be uniformly distributed throughout text.

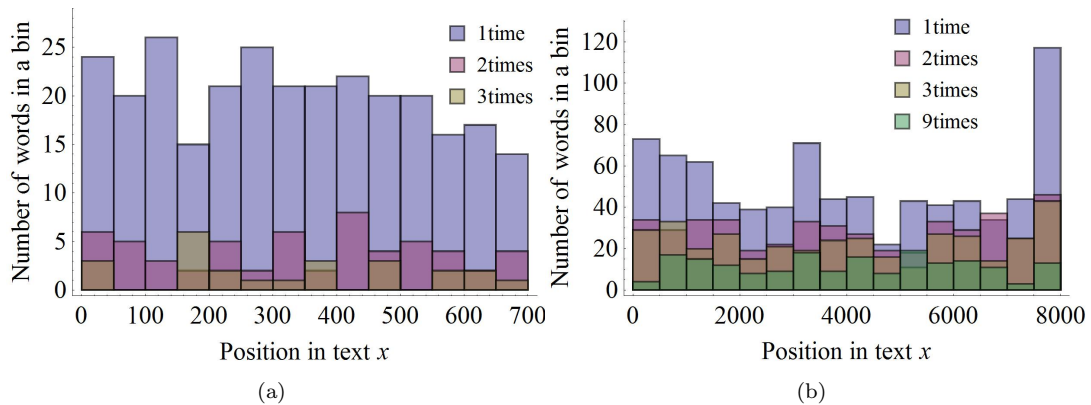


Figure 2: Histogram of all words appeared (a) $k = 1, 2, 3$ times in the excerpt of *MobyDick*, (b) $k = 1, 2, 3, 9$ times in text of *KCj2019*. Independently of type of word, the words occurred the given times altogether seem to be distributed uniformly.

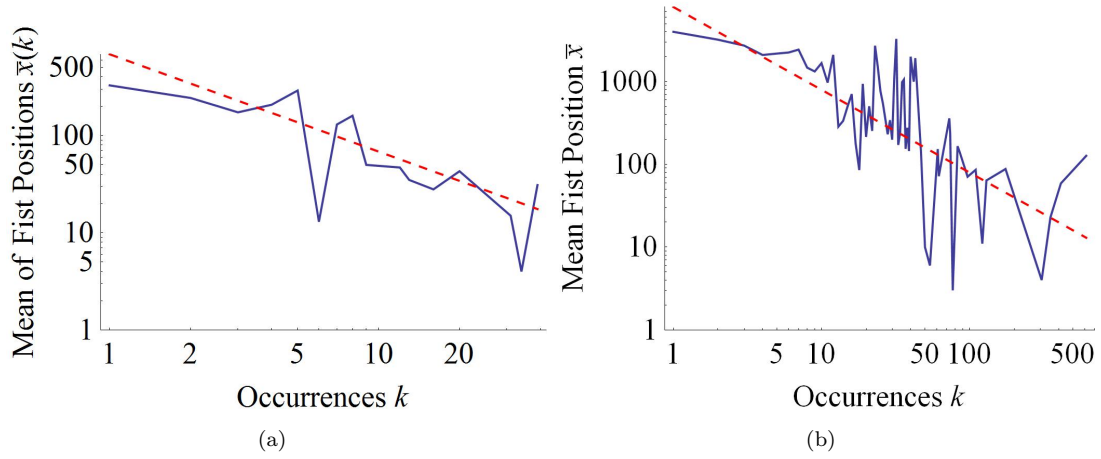


Figure 3: The relation of the number of occurrences of word k vs. the mean first positions \bar{x} for the words of the same k in text of (a) the excerpt of *MobyDick* and (b) *KCj2019*. The red dashed line implies $\bar{x} = \frac{X}{k}$. This relation seems coincident with data throughout all the occurrences.

(later we will see that $p(x)$ is expressed in a binomial format, more exactly, which gets closer to the exponential distribution when k or λ get greater). In fact, the uniform, Poisson and exponential distributions can be said to be three different faces of a cube. We can estimate the mean of x as $\bar{x} = \int_0^{\infty} x \lambda \exp(-\lambda x) = \frac{1}{\lambda}$. Therefore, we could expect an inverse relation between k and the mean of first positions \bar{x} . For the rare words, it seems impossible to get a statistical mean \bar{x} of the word because of deficiency of samples. Instead of the “mean” for one word, we can get the mean for all the words of the same k . If the words are supposed to appear uniformly, we can expect a relation

$$\bar{x} = \frac{X}{k}, \quad (1)$$

We can test this relation with the real text. Figure 3 shows that the above inverse relation holds all over the occurrences approximately for resource texts.

Of course, the above relation might not be said a perfect proof of uniformity of word distribution due to a evaluating method of \bar{x} for rare words. However, the uniformity of distribution seems a natural result induced from homogeneity of text. In fact, the distribution and statistics of words should not be changed by swapping of parts of text so that the distribution of words can be supposed to be uniform throughout text.

On behalf of mathematical formalism, we declare axiom for the language process.

Axiom 1. (*homogeneity principle*) *Every word appears uniformly in position during the language process. In other words, the series $x_1(y), x_2(y), \dots, x_k(y)$ are distributed uniformly.*

Definition 1. *We would call such a process embodying the above axiom simply an L -process.*

In L -process, the first positions of words of the same occurrences seem to follow the exponential distribution, according to above logic:

$$p(x_1(y|_k)) = \frac{k}{X} \exp\left(-\frac{k}{X} x_1(y|_k)\right), \quad (2)$$

or simply

$$p(x|_k) = \frac{k}{X} \exp\left(-\frac{k}{X} x\right), \quad (3)$$

However, this is an approximation only at great k . The case of $k = 1$ is an obvious exception for that. According to homogeneity principle the words of $k = 1$ must be distributed uniformly, but not exponentially according to the above equation. We can derive a distribution for that logically.

If in text of length X appear k replicas of a word uniformly, the whole number of cases of such configuration of the word are $\binom{X}{k}$, while the number of configurations that the word at first appears at x is $\binom{X-x}{k-1}$, which

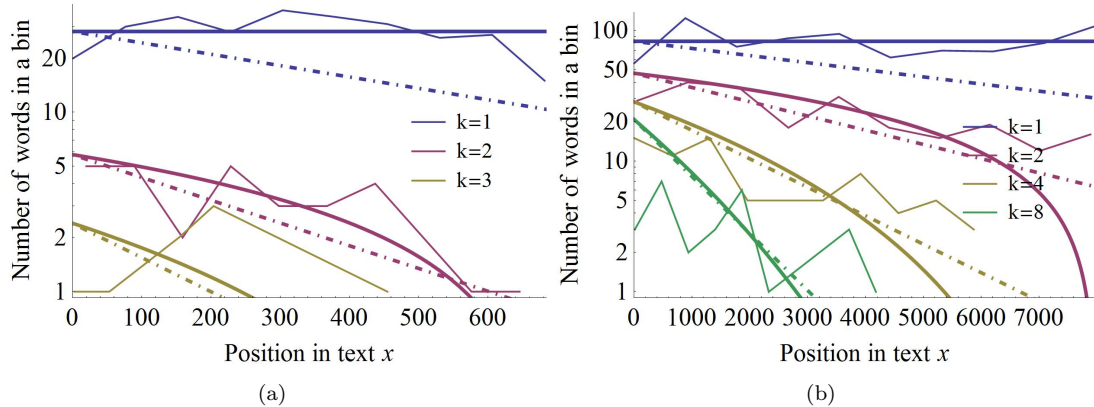


Figure 4: The frequency of firstly appeared words with given occurrences (a) $k = 1, 2, 3$ in *MobyDick* and (b) $k = 1, 2, 4, 8$ in *KCj2019*. The segmented curves stand for the frequency of firstly appeared words within a bin when dividing text by 10 bins equally. The solid lines stand for binomial-type model while the dash-dotted lines for exponential distribution. Obviously for $k = 1$ the binomial-type model is superior while for other k s two models of distribution are similar.

can be simply derived by suggesting that after the first position (x) $k - 1$ replicas are distributed arbitrarily (uniformly). We can check this results by using formula $\binom{X}{k} = \binom{X-1}{k-1} + \binom{X-1}{k}$. Thereafter, we can conclude

$$p(x_1(y|_k)) = \frac{\binom{X-x_1(y|_k)}{k-1}}{\binom{X}{k}}, \quad (4)$$

or simply

$$p(x|_k) = \frac{\binom{X-x}{k-1}}{\binom{X}{k}}, \quad (5)$$

Here we can conclude:

Lemma 1. *In L -process the first position x of a word occurred k times has distribution in Eq. (5).*

We can check that this formula can converge to the above exponential distribution at greater k . Figure 4 shows the exponential and binomial-type distribution of first positions of words for given occurrences.

The above formula can be used to derive Zipf's law.

3 Derivation of Heaps' law

Most authors derived Heaps' law from Zipf's law (e.g. see Bernhardsson, Baek & Minnhagen, 2011; Boytsov, 2017; Lü, Zhang & Zhou, 2016; van Leijenhorst, 2005), adopting Zipf's law as an axiomatic property of language process without proof. However, as Zipf's law seems more subtle and less intuitive than Heaps' law, a reverse derivation seems more desirable. Deriving Heaps' law, the previous workers take the mean span of words as a first position of them, but such an assumption is clearly improper. The first position is no more than an instance of the span, but cannot represent the mean span itself.

We can intuitively expect that the rate of new words should be lowering along text because the number of already appeared words is growing and they all continue to appear in later part of text. Assuming that the word appearance follows a uniform distribution, let's formulate this process.

Figure 5(a), 5(c) show Heaps' law $y = Kx^\beta$ with best-fit parameters $K \sim 1.73, \beta \sim 0.82$ for the excerpt of *MobyDick* while $K \sim 5.59$ and $\beta \sim 0.62$ for text of *KCj2019* despite local undulation.

If the length of text increases by dx , this increment is composed of dy new words and replicas of already appeared words. In our formalism, a function $x_1(y)$ or simply $x(y)$, where x stands for the first position of the word, represents Heaps' law. We can represent the mean span \bar{x} of a word of type y as the first position of the word $x(y)$ divided by a random variable $\omega(y)$:

$$\bar{x}(y) = \frac{x(y)}{\omega(y)}, \quad (6)$$

The number of occurrences of the word y within dx is expected as $\frac{dx}{\bar{x}(y)}$. We can integrate such occurrences of words not from $y = 1$, i.e. the start of text, but from $y = y_i$ to given y , where y_i is a position whence Heaps' law seems to hold. In fact, the law does not hold from the start of text.

To summarize, we can establish the following equation:

$$\frac{dy}{dx} = 1 - \sum_{y=y_i}^y \frac{1}{\bar{x}(y)} \quad (7)$$

$$\approx 1 - \int_{y_i}^y \frac{dy}{\bar{x}(y)} = 1 - \int_{y_i}^y \frac{\omega(y)dy}{x(y)} = 1 - \tilde{\omega}(y) \int_{y_i}^y \frac{dy}{x(y)} \quad (8)$$

$$= 1 - \tilde{\omega} \int_{y_i}^y \frac{dy}{x(y)}, \quad (9)$$

where in the fourth equation $\omega(y)$ is extracted outside of integral into a variable $\tilde{\omega}(y)$ that also should be a function of y . In Eq. (9) we approximate $\tilde{\omega}(y)$ simply by a constant $\tilde{\omega}$. The fact that $\tilde{\omega}(y)$ varies slowly along with y will be shown by experiment later (see below Eq. 14). Eq. (9) is a simple kind of integro-differential equation.

We can adopt a general solution method of differential equation, giving a type of predefined solution function and determining its parameters. Then it can be easily shown that Heaps' law $y = Kx^\beta$ is a solution of eq. (9) (see Appendix A), if setting Heaps' law as an ansatz and relating the macroscopic quantities K, β and the microscopic ones $y_i, \tilde{\omega}$ as follows:

$$\tilde{\omega} = 1 - \beta, \quad (10)$$

$$\beta = 1 - \tilde{\omega}, \quad (11)$$

$$y_i = (K\beta^\beta)^{\frac{1}{1-\beta}}, \quad (12)$$

$$K = \frac{y_i^{\tilde{\omega}}}{(1-\tilde{\omega})^{(1-\tilde{\omega})}}. \quad (13)$$

The fact that the above obtained K and β are mere constants independent of y can justify that Heaps' law can be derived for the L-process.

Here we assumed a constancy of $\tilde{\omega}$. We can observe the change of $\tilde{\omega}$ along text. Here are given two expressions for $\tilde{\omega}$: one is macroscopic (Eq. 10), while another is microscopic, derived from Eq. (1) and (9):

$$\tilde{\omega}(y) = \frac{\sum_{y=y_i}^y \frac{1}{\bar{x}(y)}}{\sum_{y=y_i}^y \frac{1}{x(y)}} = \frac{\sum_{y=y_i}^y \frac{k(y)}{X}}{\sum_{y=y_i}^y \frac{1}{x(y)}} \quad (14)$$

Substituting y_i from Eq. (12) into the above equation, we can compare both expressions Eq. (10) and (14), which is shown in Fig. 5(b) and 5(d). The $\tilde{\omega}$ (Eq. 10) is evaluated piecewisely from β best-fitted to Heaps diagram: we divided Heaps diagram into segments and inferred β in every segment. Figure 5(b) and 5(d) show that both expressions give approximately consistent result and even consistent with the above inferred value $\tilde{\omega} = 1 - \beta$. Additionally, for the excerpt of *MobyDick* $\tilde{\omega} \sim 0.18$ and $y_i \sim 8.14$ are inferred while for *KCJ2019* $\tilde{\omega} \sim 0.38$ and $y_i \sim 42.3$. Of course, Heaps' exponent β seems almost unity before $y = y_i$.

In fact, the constancy of $\tilde{\omega}$ holds approximately in L-process. As we can see, the numerator and denominator in Eq. (14) grow slowly and its increment rates get slower along with y because x and \bar{x} grow with y . Therefore, we can consider $\tilde{\omega}$ is almost constant throughout text.

Now we can claim such a proposition, which leads to Heaps' law.

Theorem 1. *Supposing that $\tilde{\omega}$ is a constant, in L-process the first position x of words can be approximated by a power-law function of their type number y : $y = Kx^\beta$.*

Additionally, as we showed, $\tilde{\omega}$ can be approximately considered as a constant throughout a L-process.

4 Derivation of Zipf's law

4.1 Equation Method

Here we focus on the probability density function (PDF) of the occurrences $p(k) = \frac{n(k)}{Y}$. Then the rank of the occurrences $r(k)$ as a function of occurrences k can be defined as

$$r(k) = Y \int_k^\infty p(k)dk, \quad (15)$$

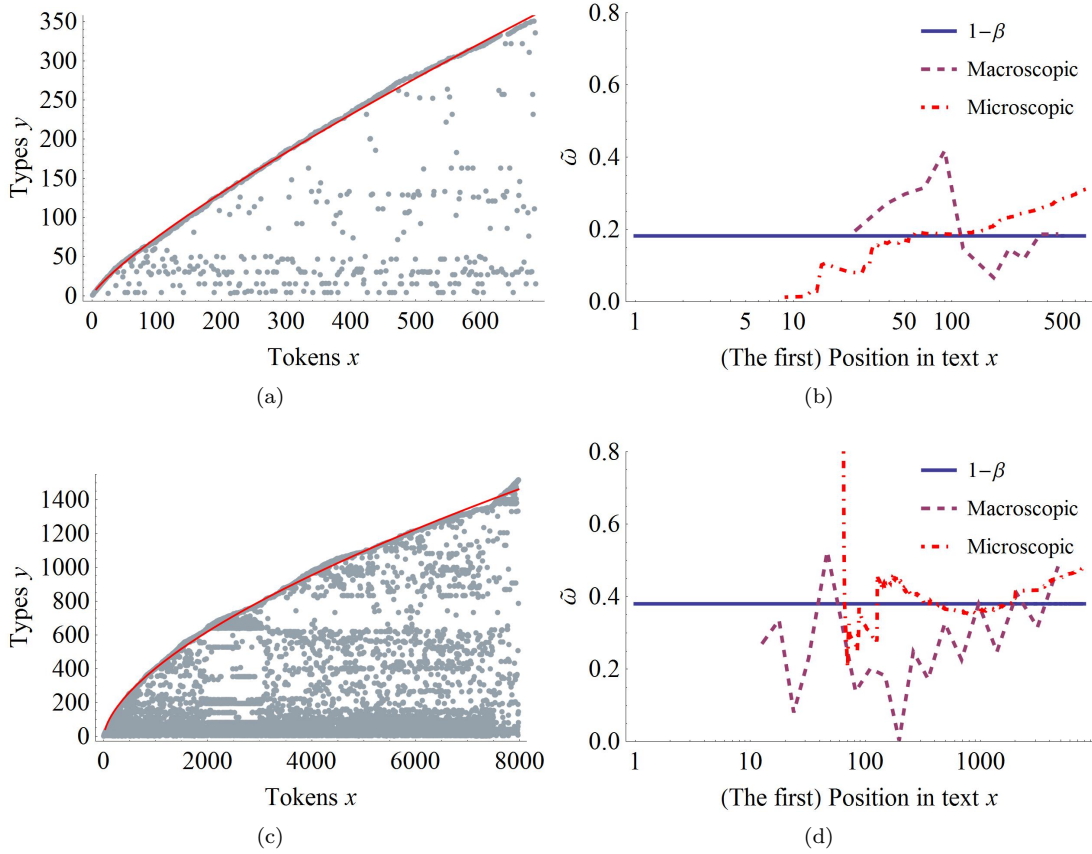


Figure 5: Heaps' diagram and variation of $\tilde{\omega}$ vs. x for the excerpt of *MobyDick* (a, b) and for text of *KCj2019* (c, d). In Heaps' diagrams the abscissa x stands for the position in text while the ordinate y for the number of types of words. The dots imply what type of word appears in what position in text. The red curve shows Heaps' law with the best-fit parameters. Though in the first part (Introduction) and the last part (References) in *KCj2019* the slope jumps due to many new words, Heaps' law approximates overall trend of word increase throughout the text. Variation of $\tilde{\omega}$ vs. x evaluated in three ways: $1-\beta$ (Eq. 10, where β is a best-fit throughout text), macroscopic (Eq. 10, where β is inferred within adjacent segments of text), microscopic (Eq. 14). The evaluations show consistently the constancy of $\tilde{\omega}$.

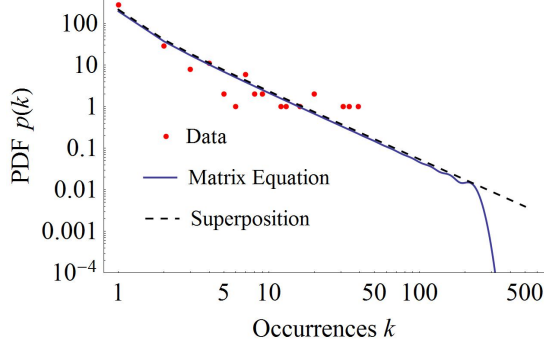


Figure 6: The numerical solution for $p(k)$ in matrix equation (solid) compared with data (dots) for the excerpt of *MobyDick* and superposition model (dashed) seen later. The curves and data seem to be well consistent.

where Y is the whole types of words in text. Then Zipf's law implies

$$k(r) \sim r^{-\alpha}. \quad (16)$$

which in turn can lead to another power-law relation

$$p(k) \sim k^{-A} \quad (17)$$

for $p(k)$. It can easily be shown that α and A are related as

$$\frac{1}{\alpha} = A - 1. \quad (18)$$

Zipf's law also announced that $\alpha \approx 1$ in common English text. But many authors (e.g. see Bernhardsson, Baek & Minnhagen, 2011; Boytsov, 2017; Lü, Zhang & Zhou, 2016; van Leijenhorst, 2005) derived that Zipf's exponent α has a relation with Heaps' exponent β as

$$\frac{1}{\alpha} = \beta, \quad A = 1 + \beta \quad (19)$$

However, there appears an obvious exception (see Appendix B)

Property 2. *In a dictionary-type text which is consisted only of new words, $\beta \rightarrow 1$ and $A \rightarrow \infty$, which is far beyond $A = 1 + \beta$, because the number of words $k > 1$ are negligible.*

Therefore, Eq. (19) has not a generality. We have to develop new formula.

Deriving Heap's law, we consider the formula for conditional probability $p(x) = \sum_{\bar{x}} p(\bar{x})p(x|\bar{x})$, where $\bar{x} = \frac{X}{k}$ and we can replace $p(\bar{x})$ with $p(k)$ and $p(x|\bar{x})$ with $p(x|k)$. $p(x|k)$ is defined by the above mentioned Eq. (5). Then the above conditional probability can be rewritten:

$$p(x) = \sum_{k=1}^{k_{\max}} p(k) \frac{\binom{X-x}{k-1}}{\binom{X}{k}}, \quad (20)$$

where k_{\max} is the maximum of k . This is an equation we have to solve for $p(k)$. $p(x)$ can be obtained by $p(x) = \left| \frac{dy}{dx} \right| p(y)$ and Heaps' law $y = Kx^\beta$, assuming that y follows uniform distribution in $[1, Y]$ so that $p(y) = \frac{1}{Y}$ merely. Then we can express

$$p(x) = \frac{K\beta}{Y} x^{\beta-1}. \quad (21)$$

The above equation (20) seems not to give an analytic solution. We can solve this equation numerically by using linear algebra, setting $k_{\max} = X$. In relation to computational capacity limitation, we showed a result for small $X \approx$ a few hundreds. For an example, we analyzed the excerpt which consists of first 3 paragraphs of *MobyDick* and has length or tokens $X = 685$. Figure 6 shows that the numerical solution is well consistent with data.

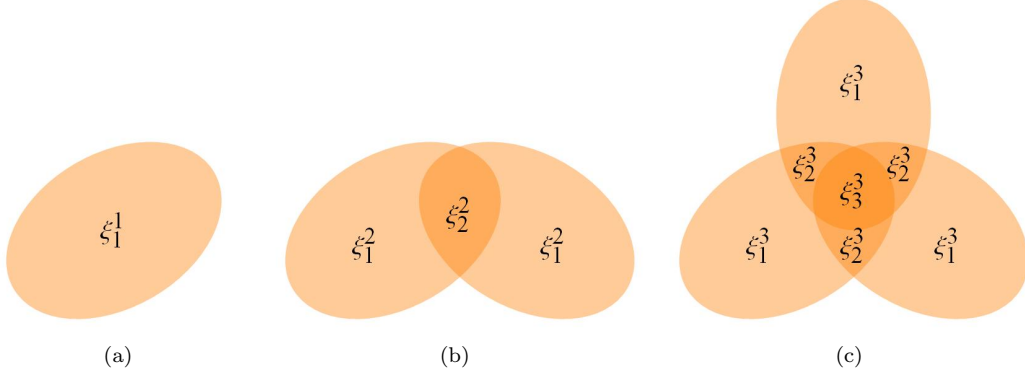


Figure 7: The superposition of leaves. ξ_k^X stands for the size of a part overlaid k times by X leaves. Such a part has $\binom{X}{k}$ replicas.

4.2 Superposition Method

We can take another method to have an analytic solution.

Now we propose a “superposition” model. We can express the probability of a word by a “leaf” which has an area of unity. A type of word can be occurred with a probability at each word appearance. If words appear one after one, “a superposed area of several leaves” implies a probability that the same word appears several times. The number of leaves implies the whole number of words. Here we can find out the homogeneity principle: all the leaves are equal and their superposition patterns coincide with each other.

The area of every leaf is unity. X can express the number of leaves. If X leaves are overlapped, a k -fold overlaid part or its area can be denoted by ξ_k^X . Figure 7 shows that such a part has altogether $\binom{X}{k}$ replicas (compare with the above mentioned $p(x|k)$ to check). Therefore, all the types (or the number) of k -times appeared words is equal to $Y_k = \binom{X}{k} \xi_k^X$. We define $Y = \sum_{k=1}^X Y_k = \sum_{k=1}^X \binom{X}{k} \xi_k^X$ as the total area covered by leaves or the whole types of words in text. Then Heaps’ law $y = Kx^\beta$ can be transformed into $Y = KX^\beta$. In Fig. 7 it can easily be known that

$$\xi_{k-1}^{X-1} = \xi_{k-1}^X + \xi_k^X, \quad (22)$$

which is a key formula to relate the different occurrences. We can suppose that the types of words, i.e. Heaps’ law, affect the occurrences distribution or Zipf’s law. Adopting Heaps’ law, we obtain $\xi_1^X = X^\beta - (X-1)^\beta$ from Fig. 7. According to the above recursive relation,

$$\xi_k^X = \xi_{k-1}^{X-1} - \xi_{k-1}^X = \sum_{j=0}^{k-1} (-1)^{j+k-1} \binom{k-1}{j} ((X-j)^\beta - (X-j-1)^\beta). \quad (23)$$

It should be noted that $Y_k \rightarrow \infty$ for $X \rightarrow \infty$. The quantity of interest is not Y_k s, but the ratio $\frac{Y_k}{Y_1}$, i.e. the probability of the occurrences, which we evaluate now. From the above equations, we obtain

$$\frac{Y_k}{Y_1} = \frac{\binom{X}{k} \sum_{j=0}^{k-1} (-1)^{j+k-1} \binom{k-1}{j} ((X-j)^\beta - (X-j-1)^\beta)}{X (X^\beta - (X-1)^\beta)}, \quad (24)$$

which can be factorized for convenience as follows:

$$\frac{Y_k}{Y_1} = \frac{\binom{X}{k} X^{k-1} \sum_{j=0}^{k-1} (-1)^{j+k-1} \binom{k-1}{j} ((X-j)^\beta - (X-j-1)^\beta)}{X^k (X^\beta - (X-1)^\beta)}, \quad (25)$$

Let’s consider the limit for $X \rightarrow \infty$, which can be true for almost texts. Then, the first term tends as

$$\lim_{X \rightarrow \infty} \frac{1}{X^k} \binom{X}{k} = \frac{1}{k!}. \quad (26)$$

Changing X into a new variable $t = \frac{1}{X}$, the limit $X \rightarrow \infty$ can be replaced with $t \rightarrow 0$. Then we expand the ratio $\frac{(1-jt)^\beta - (1-(j+1)t)^\beta}{(1-(1-t)^\beta)}$ into Taylor series with respect to t . Taking into account that $\sum_{j=0}^{k-1} (-1)^{j+k-1} \binom{k-1}{j} j^\eta = 0$ if

$\eta < k - 1$, the second term in Eq. (25) can be calculated as

$$\frac{\sum_{j=0}^{k-1} (-1)^{j+k-1} \binom{k-1}{j} ((1-jt)^\beta - (1-(j+1)t)^\beta)}{t^{k-1} (1 - (1-t)^\beta)} = \prod_{j=1}^{k-1} (j - \beta). \quad (27)$$

For example of $\beta = \frac{1}{2}$, the above formula gives $(-1)^{k-1} \frac{(2k-3)!!}{2^{k-1}}$. Eventually, we obtain the ratio as

$$\frac{Y_k}{Y_1} = \frac{\prod_{j=1}^{k-1} (j - \beta)}{k!}, \quad (28)$$

which is the probability of discrete occurrences k .

Considering $\sum_{k=1}^{\infty} \frac{Y_k}{Y_1} = \frac{1}{\beta}$ and $\prod_{j=1}^{k-1} (j - \beta) = \frac{\Gamma(k-\beta)}{\Gamma(1-\beta)}$, we can obtain the probability or PDF of the occurrences in a continuous version of Eq. (28):

$$p(k) = \beta \frac{\prod_{j=1}^{k-1} (j - \beta)}{k!}, \quad (29)$$

from which the number of words occurred n times is evaluated $n(k) = Yp(k)$. And we can obtain a continuous version:

$$p_{YS}(k) = \frac{\beta \Gamma(k - \beta)}{\Gamma(k + 1) \Gamma(1 - \beta)}, \quad (30)$$

which I will call YongSun distribution. Evaluate the asymptotic log-log slope of YongSun function:

$$A_{YS} = -\frac{d(\log p_{YS}(k))}{d(\log k)} = \begin{cases} 1 + \beta, & k \rightarrow \infty \\ 1 - \gamma - \frac{\Gamma'(z)}{\Gamma(z)} \Big|_{z=1-\beta}, & k \rightarrow 1 \end{cases}, \quad (31)$$

where $\gamma \approx 0.577216$ is the constant called Euler's gamma. From Eq. (18) Zipf's exponent can be evaluated:

$$\alpha_{YS} = -\frac{d(\log k(r))}{d(\log r)} = \begin{cases} \frac{1}{\beta}, & k \rightarrow \infty \\ \frac{1}{-\gamma - \frac{\Gamma'(z)}{\Gamma(z)} \Big|_{z=1-\beta}}, & k \rightarrow 1 \end{cases}. \quad (32)$$

In Fig. 6, comparing this function with the above numerically obtained solution, we can claim that $p_{YS}(k)$ is consistent with the solution of the above matrix equation. As we can see, the exponents α and A for frequent ($k \rightarrow \infty$) words are coincident with previous results (Eqs. 18 and 19) and, more importantly, we obtained an asymptotic power-law behavior of $p(k)$. We can claim such a proposition, which leads to Zipf's law:

Theorem 2. *In L-process of infinitive length, the distribution of occurrences of words has asymptotic power-law behavior.*

And we can easily accept an assumption that the length of L-process is almost infinitive, as we said.

Note that $\frac{\Gamma'(z)}{\Gamma(z)} \Big|_{z=1-\beta}$ is negative so that α_{YS} for $k \rightarrow 1$ is positive. The latter decreases monotonically with β so that, when β lowers in later part of text or Heaps diagram, Zipf's exponent α for $k \rightarrow 1$ increases. Above formula can explain property 2 excellently. In fact,

$$\lim_{\beta \rightarrow 1} \frac{\Gamma'(z)}{\Gamma(z)} \Big|_{z=1-\beta} = -\infty \quad (33)$$

so that

$$\lim_{\beta \rightarrow 1} A = \infty \quad (34)$$

which reproduces property 2. In other words, the number of words $k > 1$ are negligible in $\beta \rightarrow 1$.

As we said, in this model, we suppose that the area of all the leaves are equal and their superposition are also equal. Hence, the uniformity of word appearance holds.

Figure 8 shows that the “superposition of leaves” model fits well data both in $p(k)$ and Zipf’s diagrams. For the normalization, we evaluate the rank in Fig. 8(b) and 8(d) not by Eq. (15) but by

$$r(k) = \frac{Y}{\int_1^{k_{\max}} p(k)dk} \int_k^{k_{\max}} p(k)dk + 1, \quad (35)$$

which can give $r \rightarrow 1$ for $k \rightarrow k_{\max}$ and $r \rightarrow Y$ for $k \rightarrow 1$, where k_{\max} is the maximum occurrences among the words appeared in the text. This formula in turn seems to deform Zipf’s diagram from the original pure power-law into convex profile such as Zipf-Mandelbrot law

$$k(r) = \frac{C}{(r + B)^\alpha} \quad (36)$$

In fact, let define

$$p(k) = Mk^{-A} \quad \text{and} \quad N = \int_k^{k_{\max}} p(k)dk + 1, \quad (37)$$

then we obtain $r(k) = \frac{MY}{N(A-1)}k^{1-A} + 1$. Comparing with Zipf-Mandelbrot law, we can define parameters:

$$C = \left(\frac{MY}{(A-1)N} \right)^{\frac{1}{\beta}}, \quad B = -1. \quad (38)$$

Figure 8 shows that our model explains data very well, especially $p(k)$. In Zipf’s diagram for $r(k)$ data and the model show a discrepancy, but it is natural because when deriving model we use an assumption $X \rightarrow \infty$ so that a normalization factor $N = \int_1^{k_{\max}} p(k)dk$ lifts the model curve. However, coincidence in $p(k)$ is excellent and a trend in Zipf’s diagram is also well explained. From this logic we can explain a flattened Zipf’s diagram for most frequent words. $r(k)$ model could be more developed.

Previous works (e.g. see Natale, 2018; Yu et al., 2018) showed that Zipf’s exponent (in absolute value) increases for rare words of rank greater than $\sim 10^4$. This can be explained by that the previous workers studied the corpora or very long texts while in this paper merely a short text is considered so that Heaps’ exponent can be constant. In fact, most novels contain 10^4 or 10^6 words¹. We can think that those words are common for most novels. Therefore, in a corpus, which can be considered to be consisted of the novels, the rare words of rank greater than 10^4 are contained less, which implies that Heaps exponent β lowers for $y > 10^4$ and, from Eq. (32), Zipf’s exponent α in the corpus could increase for rank greater than $\sim 10^4$.

5 More Properties

Beside aforementioned properties, we found more ones.

Property 3. *Zipf’s law appears not only in long text or corpora, but also in short text which includes a few paragraphs or even in list composed of incomplete sentences such as titles.*

As mentioned in Sec. 1, previous workers showed that Zipf’s law appears in various types of language process such as children’s utterance or schizophrenic speech. We have already seen a very short excerpt of *MobyDick*. For other examples, see Appendix B. Very diverse phenomena including non-regular, non-complete English and non-English texts, n -grams those accompany Zipf’ law let us consider the law as a stable or even “absolute” property of language process. However, there is no “absolute” frequency of the words except a few grammatical words. This might imply that Zipf’s law itself can never be an axiom. Some models introduced in Sec. 1 need a series of sophisticated operations to give the law, which cannot explain such a “stability” of Zipf’s law in language process.

Property 4. *Among the parts of sentences, the frequency lowers from the subject to the object, then to the adverbial, and at last to the predicate, neglecting the attributive as independent part.*

This property seems to be pure linguistic. In fact, the hero of novel might have the most frequency and the story would be woven with various actions of him. A clear point of Zipf’s or Mandelbrot’s optimization model is a trend to maximize the information in language process. During inspection, we can be sure that almost words in text never repeat except a few words. But those a few words show Zipf’s law, where even non-iterative words are involved so that extending power-law distribution even to the occurrences 1 or 2. The verbs or the adjectives as the predicative have the main responsibility of such a maximization of information.

More properties can be found in previous works and by yourselves.

¹For example, see the homepage “How many words should my novel be?” at https://www.reddit.com/r/writing/comments/78dwch/how_many_words_should_be_my_novel_be/

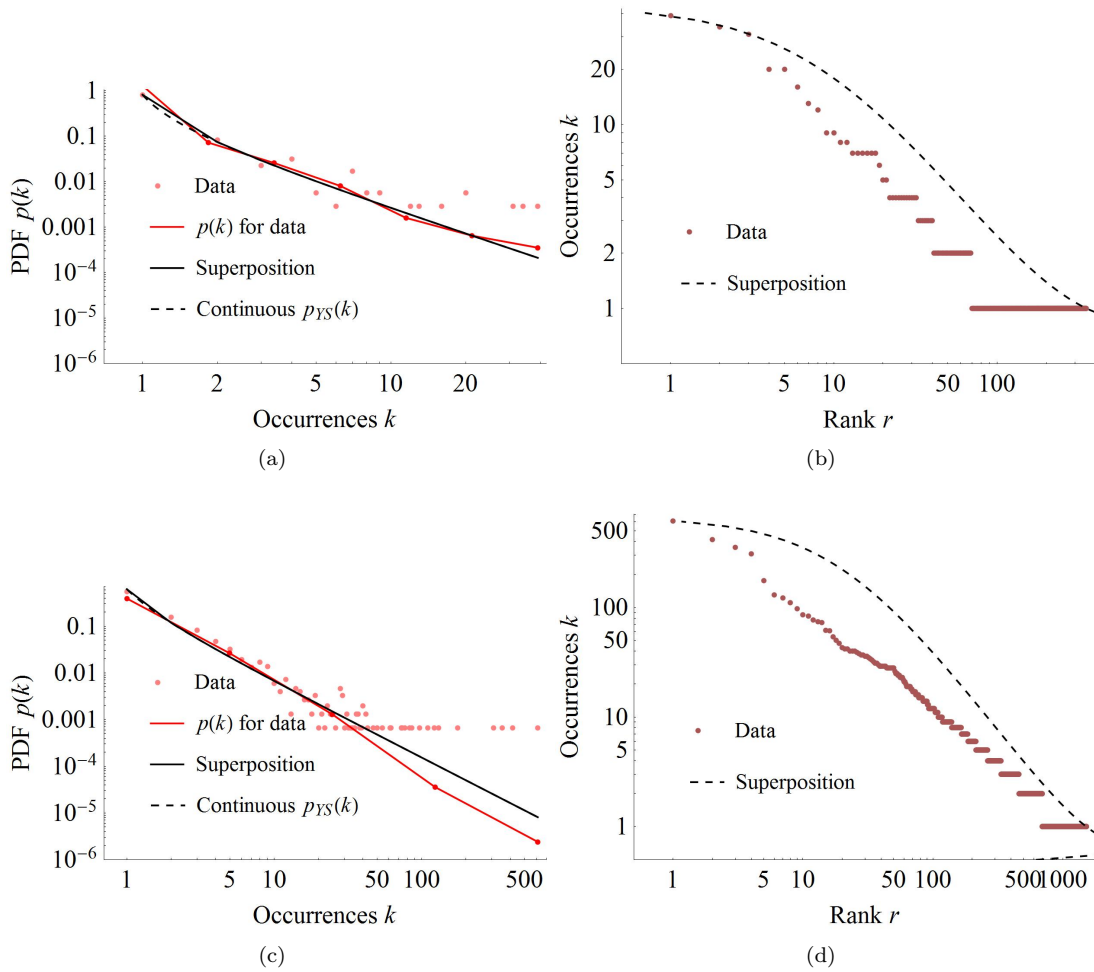


Figure 8: $p(k)$ and $r(k)$ diagrams for the excerpt of *MobyDick* (a, b) and *KCj2019* (c, d). In $p(k)$ or PDF diagrams (a, c) data are pictured in two formats: data points themselves and PDF. “Superposition” stands for the discrete version of the model while “Continuous $p_{YS}(k)$ ” for the continuous version. In $r(k)$ or Zipf’s diagrams (b, d) “superposition” stands for a continuous version of the model. Diagrams show that the “superposition” model fits well data.

6 Conclusion

In this paper, we derived Heaps' and Zipf's laws can be derived from uniformity or homogeneity of language process. In previous works Zipf's law is considered as an axiomatic property to the linguistic aspect of language process. However, we thought that Zipf's law could be derived from more basic property of the language process. From the phenomenological inspection, we found that the language process has a homogeneity of distribution of the words. We derived Heaps' law axiomatically from the homogeneity of L-process. And an asymptotic Zipf's law, that is asymptotic power-law distribution could be derived from Heaps' law and the homogeneity itself of the L-process. We obtained the exact determination of the asymptotic Zipf's law, which has a peculiarity for low occurrences, which has not mentioned in previous works. The laws seem to be less relevant to philological or linguistic aspects or difference between languages. We could expect that those laws can appear in homogenous process such as the L-process or arithmetically growing system such as a linear growth of occurrences of words.

Conflict of interest

The author has no conflicts to disclose.

Data availability

Data used in this paper are available at the website addresses indicated or by corresponding with the author.

References

- Alexander, L., Johnson, R., Weiss, J., Exploring zipf's law. *Teaching Mathematics Applications*, 17(4):155-158 (1998)
- Auerbach, F. "Das Gesetz der Bevölkerungskonzentration," *Petermanns Geographische Mitteilungen* LIX, 73-76 (1913)
- Axtell, R., Zipf Distribution of U.S. Firm Sizes, *Science*, 293, 1818-1820 (2001)
- Barabasi, A., Albert, R., Emergence of scaling in random networks, *Science*, 286, 509-512 (1999)
- Bernhardsson, S., Baek, S. K., Minnhagen, P., A paradoxical property of the monkey book, *Journal of Statistical Mechanics: Theory and Experiment*, 7, P07013 (2011) doi:10.1088/1742-5468/2011/07/P07013
- Boytsov, L., A Simple Derivation of the Heap's Law from the Generalized Zipf's Law, arXiv:1711.03066v1 [cs.IR] (2017)
- Chol-jun, K., Solar activity cycle of ~ 200 yr from mediaeval Korean records and reconstructions of cosmogenic radionuclides, *Monthly Notices of the Royal Astronomical Society*, 492, 384-393 (2020), doi:10.1093/mnras/stz3452
- Chol-jun, K., The power-law distribution in the geometrically growing system: Statistic of the COVID-19 pandemic, *Chaos*, 32, 013111 (2022), doi: 10.1063/5.0068220
- Corominas-Murtra, B., Hanel, R., Thurner, S., Understanding scaling through history-dependent processes with collapsing sample space, *PNAS*, 5348-5353 (2015)
- Estoup, J. B., *Gammes Stenographiques*, Paris: Institut Stenographique de France (1916)
- Feller, W., *An Introduction to Probability Theory and its Applications*, vol. 1, 3rd ed., Wiley (1968), 154, 447pp.
- Ferrer i Cancho R., Solé R.V., Least effort and the origins of scaling in human language, *PNAS*, 100, 3, 788-791 (2003)
- Gabaix, X., Zipf's Law For Cities: An Explanation, *The Quarterly Journal of Economics*, 114 (3), 739-767 (1999)
- Gibrat, R., *Les inégalités économiques*, Librairie du Recueil Siray, Paris (1931)
- Heaps, H.S., *Information Retrieval: Computational and Theoretical Aspects*, Orlando, Academic Press (1978)
- Li, W., Random texts exhibit Zipf's-law-like word frequency distribution, *IEEE Transactions on Information Theory*, 38, 6, 1842-1845 (1992)
- Li, M., Lecture 8: Growing Network Models (2016) <https://www.stat.cmu.edu/~cshalizi/networks/16-1/1>
- Lü, L., Zhang, Z.-K., Zhou, T., Zipf's Law Leads to Heaps' Law: Analyzing Their Relation in Finite-Size Systems, *Plos One*, 5, 12, e14139 (2010)

- Mandelbrot, B., *An informational theory of the statistical structure of languages*, Woburn, MA: Butterworth (1953)
- Miller, G. A., Some effects of intermittance silence, *American Journal of Psychology*, 70, 311-314 (1957)
- Di Natale, A., *Stochastic models and graph theory for Zipf's law*, PhD Thesis, University of Bologna (2018)
- Newman, M. E. J., Power-laws, Pareto distributions and Zipf's law, *Contemporary Physics*, 46, 323-351, <http://arxiv.org/abs/cond-mat/0412004v3> (2005)
- Pareto, V., *Cours d'economie politique*. Geneva, Switzerland, Droz (1896)
- Pólya, G., Sur quelques points de la theórie des probabilités. *Annales de l'I.H.P.*, 1, 117-161 (1930)
- Piotrovskii, R. G., Pashkovskii, V. E., Piotrovskii, V. R., *Psychiatric linguistics and automatic text processing*. Nauchno-Tekhnicheskaya Informatsiya, Seriya 2, 28(11):21-25 (1994)
- Simon, H. A., On a class of skewed distribution functions, *Biometrika*, 42(3/4), 425-440, DOI:10.2307/2333389 (1955)
- Tria, F., Loreto, V., Servedio, V.D.P., Strogatz, S.H., The dynamics of correlated novelties, *Scientific Reports*, 2014, 4:5890, DOI: 10.1038/srep05890
- van Leijenhorst, D. C., van der Weide, Th. P., A formal derivation of Heaps' Law, *Information Sciences* 170, 263-272 (2005)
- Williams, J. R., Lessard, P. R., Desu, S., Clark, E. M., Bagrow, J. P., Danforth, C. M., Dodds, P. S., Zipf's law holds for phrases, not words, *Scientific Reports*, 5, 12209, 1-7 (2015)
- Yu, S., Xu, C., Liu, H., Zipf's law in 50 languages: its structural pattern, linguistic interpretation, and cognitive motivation (2018) <http://arxivexport-lb.library.cornell.edu/abs/1807.01855>
- Yule, G., A mathematical theory of evolution based on the conclusions of Dr. J. C. Willis, F.R.S. *Philosophical Transactions of the Royal Society, London*, 213, 21-87 (1924)
- Zipf, G. K., *Selective studies and the principle of relative frequency in language*. Cambridge, MA: Harvard University Press (1932)
- Zipf G. K. , *The psycho-biology of language. An introduction to dynamic philology*, London, Routledge, (1936)
- Zipf, G. K., Children's speech. *Science*, 96:344-345 (1942)
- Zipf, G. K., *Human behavior and the priciples of least effort*. Cambridge, MA: Addison-Wesley (1949)

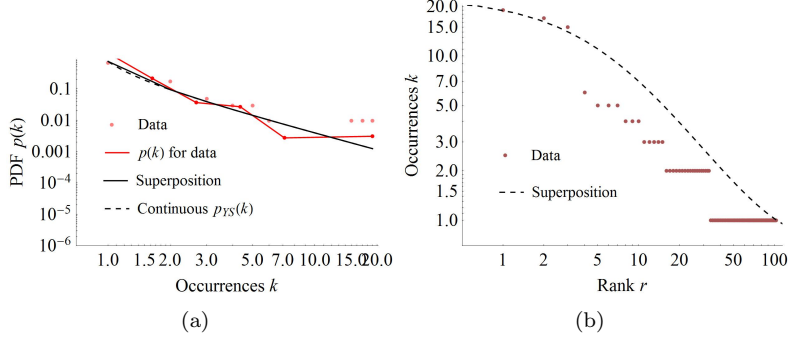


Figure B.1: Interpretation of a short Russian text. (a) probability of occurrences $p(k)$, (b) Zipf's diagram $r(k)$

SI Appendix to “Proper Interpretation of Heaps’ and Zipf’s Laws”

A Solution of Eq. (9)

To solve Eq. (9), we substitute $y = Kx^\beta$ into the equation. Taking into account that

$$x = \left(\frac{y}{K}\right)^{1/\beta}, \quad (\text{A.1})$$

$$\frac{dy}{dx} = K\beta x^{(\beta-1)}, \quad (\text{A.2})$$

we can rewrite Eq. (9) as follows:

$$\begin{aligned} K\beta x^{(\beta-1)} &= 1 - \tilde{\omega} \int_{y_i}^y \frac{dy}{x(y)} = 1 - \tilde{\omega} \int_{y_i}^y \left(\frac{K}{y}\right)^{1/\beta} dy = 1 - \frac{\tilde{\omega} K^{1/\beta} y^{(1-\frac{1}{\beta})}}{1 - \frac{1}{\beta}} \Bigg|_{y_i}^y \\ &= 1 - \frac{\tilde{\omega} K^{1/\beta} y^{(1-\frac{1}{\beta})}}{1 - \frac{1}{\beta}} + \frac{\tilde{\omega} K^{1/\beta} y_i^{(1-\frac{1}{\beta})}}{1 - \frac{1}{\beta}} = 1 - \frac{\tilde{\omega} K x^{(\beta-1)}}{1 - \frac{1}{\beta}} + \frac{\tilde{\omega} K^{1/\beta} y_i^{(1-\frac{1}{\beta})}}{1 - \frac{1}{\beta}}. \end{aligned} \quad (\text{A.3})$$

Equating x terms and constants respectively on both sides, simple relations between the parameters are obtained:

$$\beta = 1 - \tilde{\omega}, \quad (\text{A.4})$$

$$\tilde{\omega} = 1 - \beta, \quad (\text{A.5})$$

$$\tilde{\omega} K^{1/\beta} y_i^{(1-\frac{1}{\beta})} = \frac{1}{\beta} - 1 \implies K = \left(\frac{\left(\frac{1}{\beta} - 1\right) y_i^{(\frac{1}{\beta}-1)}}{\tilde{\omega}}\right)^\beta = \left(\frac{\left(\frac{1}{\beta} - 1\right) y_i^{(\frac{1}{\beta}-1)}}{1 - \beta}\right)^\beta = \left(\frac{1}{\beta}\right)^\beta y_i^{(1-\beta)} = \frac{y_i^{\tilde{\omega}}}{\beta^\beta}, \quad (\text{A.6})$$

$$y_i = (K\beta^\beta)^{\frac{1}{\tilde{\omega}}} = (K\beta^\beta)^{\frac{1}{1-\beta}} = K^{\frac{1}{1-\beta}} \beta^{\frac{\beta}{1-\beta}}. \quad (\text{A.7})$$

Those relations ensure that Heaps’ law $y = Kx^\beta$ is a solution of Eq. (9).

B Zipf’s law in various texts

We took an experiment with a short excerpt of Russian text² whose length is only 3 paragraphs. We can find that Zipf’s and Heaps laws hold even though for the non-English and very short text. Figure B.1 shows the result. The data is compared with the superposition model in $p(k)$ and Zipf’s diagram.

We also interpreted both list of 20 titles of academic articles: one of the common specialized subject such as cosmology and another of randomly selected subjects. A correlation between the content of sentences affects the slope of Zipf’s law or Heaps’ exponent. If the titles are of the same field, which implies a greater correlation

²We took the first 3 paragraphs as data in Tatiyana Esmanova, “Russian: 5 elements” level A1, Saint-Petersburg, “Zlatoust”, 2013 (russian), 245p “I am studying how to study”

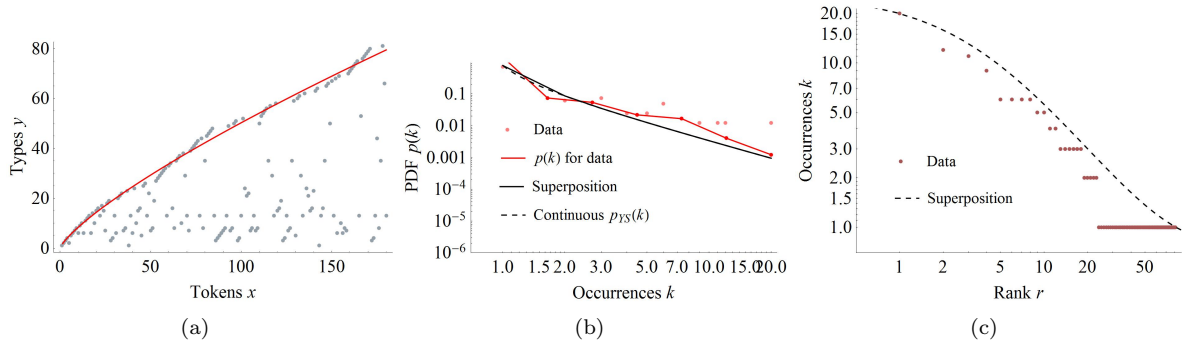


Figure B.2: Interpretation of a list of correlated titles. (a) Heaps' diagram (b) probability of occurrences (c) Zipf's diagram

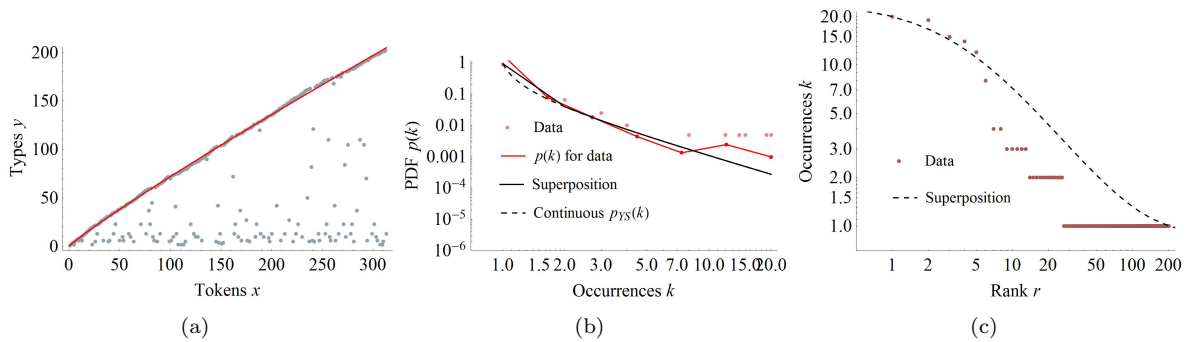


Figure B.3: Interpretation of a list of less correlated titles. (a) Heaps' diagram (b) probability of occurrences (c) Zipf's diagram

between them, then Heaps' exponent and the slope in histogram for the occurrences, in particular for rare words, lower. If the titles are of less correlative themes, Heaps' exponent tends to unity, i.e. there appears almost only new words along text, and the slope in the histogram increases as well. Figure B.2 shows result for the list of correlated titles and Figure B.3 for that of randomly selected ones. In Fig. B.3 Heaps' exponent $\beta = 0.91$ and $A = 3.23$ so that A is beyond 2 which is at odds with previous result between Heaps' and Zipf's laws: $A = 1 + \beta$ (see property 2). However, the approximate power law is kept for rare words.

Property 2 of $A \rightarrow \infty$ in $\beta \rightarrow 1$ is observed in n -grams as well. When n grows, the set of n -grams converges to a dictionary consisted of only new "words", that is, $\beta \rightarrow 1$. Of course, in that case a steep exponent A of $p(k)$ is observed for $k \approx 1$, which means that $p(k=2) \ll p(k=1)$. For the excerpt of *MobyDick*, while 1-gram gives $\beta = 0.82$, 2-grams gives even $\beta = 0.99$ and 3-grams $\beta \approx 1.00$ (even numerical inference of best-fit parameters is impossible because it seems that $\beta > 1$). Figure B.4 shows Heaps' and $p(k)$ diagrams for 2-grams. In spite of extreme condition, $p(k)$ diagram shows a good coincidence with data and superposition model.

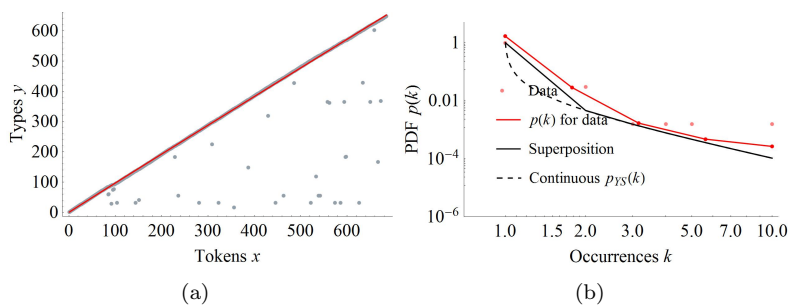


Figure B.4: Interpretation of 2-grams of *MobyDick*. (a) Heaps' diagram, (b) the probability of occurrences $p(k)$