

# BAYESIAN ANALYSIS FOR OVER-PARAMETERIZED LINEAR MODEL WITHOUT SPARSITY

TOMOYA WAKAYAMA<sup>†</sup> AND MASAOKI IMAIZUMI<sup>†,‡</sup>

<sup>†</sup>*The University of Tokyo* / <sup>‡</sup>*RIKEN Center for Advanced Intelligence Project*

**ABSTRACT.** In the field of high-dimensional Bayesian statistics, a plethora of methodologies have been developed, including various prior distributions that result in parameter sparsity. However, such priors exhibit limitations in handling the spectral eigenvector structure of data, rendering estimations less effective for analyzing the over-parameterized models (high-dimensional linear models that do not assume sparsity) developed in recent years. This study introduces a Bayesian approach that employs a prior distribution dependent on the eigenvectors of data covariance matrices without inducing parameter sparsity. We also provide contraction rates of the derived posterior estimation and develop a truncated Gaussian approximation of the posterior distribution. The former demonstrates the efficiency of posterior estimation, whereas the latter facilitates the uncertainty quantification of parameters via a Bernstein–von Mises-type approach. These findings suggest that Bayesian methods capable of handling data spectra and estimating non-sparse high-dimensional parameters are feasible.

## 1. INTRODUCTION

**1.1. Overview.** We consider an over-parameterized linear regression problem. Suppose that we observe  $n$  independent pairs of responses and  $p$ -dimensional random covariates  $(y_1, \mathbf{x}_1), \dots, (y_n, \mathbf{x}_n) \in \mathbb{R} \times \mathbb{R}^p$ , all of which are identically generated from the following regression model:

$$y_i = \mathbf{x}_i^\top \boldsymbol{\theta}^* + \varepsilon_i, \quad (1)$$

where  $\varepsilon_i$  denotes an independent noise from  $N(0, (\sigma^*)^2)$ , and  $\boldsymbol{\theta}^* \in \mathbb{R}^p$  and  $\sigma^* > 0$  represent the true parameters. Here, the dimension  $p$  is allowed to be much larger than the sample size  $n$ , that is,  $p \gg n$ , and we assume that almost every coordinate of the covariate  $\mathbf{x}_i$  is relevant to the response  $y_i$ , which implies the non-sparsity of  $\boldsymbol{\theta}^*$ . In this study, we investigate a Bayesian method for the model (1) by developing prior distributions of unknown parameters and then examining the associated posterior distribution under certain assumptions for the covariates.

In the realm of over-parameterized Bayesian statistics, a plethora of prior distributions that leverage sparsity have been developed to effectively handle  $p$  parameters with a large  $p$ . Specifically, starting with the double exponential prior for the Bayesian Lasso [PC08], many prior distributions for the linear regression problem [e.g., CPS10, RG14] have been incorporated to extract information

---

*Date:* March 14, 2024, *Contact:* tom-w9@g.ecc.u-tokyo.ac.jp, imaizumi@g.ecc.u-tokyo.ac.jp.

from an excess number of covariates. Notably, these methodologies are highly adept at deriving insights from a vast amount of data and selectively determining whether the components of the parameter vectors should be estimated as either zero or non-zero. Although these approaches have demonstrated interpretability and theoretical underpinnings [CSHvdV15, NJG20], they require the stringent assumption that most coordinates of the regression parameters are zero (or close to zero).

However, within a frequentist framework, several studies have focused on non-sparse high-dimensional models, commonly known as over-parameterized models, motivated by the success of large-scale models such as deep learning [LBH15]. These approaches mainly leverage the spectral properties of data, that is, the eigenvalues and eigenvectors of the covariance matrix of the covariates. [DW18] and [HMRT22] studied the ridge estimator and minimum norm interpolator of a linear regression model and derived a precise estimation error in the high-dimensional limit as  $p \rightarrow \infty$ . [BLLT20] and [TB20] investigated the estimators for linear regression and then showed that the risks of the estimators are independent of dimension  $p$  but described by an effective rank of the covariance matrix of the covariates. These results have led to a significant amount of subsequent research on non-sparse high-dimensional statistics, as listed in Section 1.2. One limitation of the Bayesian methods in this context is that they cannot be applied to over-parameterized models because high-dimensional Bayesian methods that rely on sparsity do not allow such spectral control. Thus, a novel prior distribution must be designed to handle non-sparse models.

In this work, we develop a prior distribution for an over-parameterized linear regression and examine the theoretical properties of the corresponding posterior distribution. Our prior distribution is a  $p$ -dimensional Gaussian with a covariance matrix employing eigenvalues and eigenvectors estimated from the data in an empirical Bayesian manner. The number of eigenvalues is selected using a hierarchical Bayesian approach. To study the posterior distribution, we introduce an assumption on the spectral structure of the covariance matrices of covariates in the same way as in [BLLT20]. As the main contribution of this work, we show the contraction of the posterior distribution toward the true parameter and its contraction rate. These results imply that the predictive risk of the posterior mean converges to zero. Another contribution of this study is the development of a useful approximator of the posterior distribution, which is an over-parameterized version of the Bernstein–von Mises theorem [Gho99, Gho00, Bon11]. This approximation can be instantly obtained without running onerous Bayesian computations, which is especially helpful in high-dimensional settings. The results are also broadly applicable in practice, for example, in constructing credible intervals for parameters and forecasts. Furthermore, our framework relaxes the assumption on the distribution of covariates imposed by previous over-parameterized regression theories.

From a technical perspective, this study makes two main contributions. The first is the analysis of a prior distribution with a singular covariance corresponding to the intrinsic low-dimensionality of the data distribution. As the data in our setting have low-dimensionality via eigenvalue decay, we design the prior on a suitable low-dimensional sublinear space through an empirical covariance

matrix with truncated eigenvalues. This design allows the complexity of the determined parameters to fit the intrinsic low-dimensionality of the covariates. The second is the derivation of our proof, which enables a simpler treatment of the distribution of covariates. In other words, we can easily handle the heavy-tailed property of covariates in our proof of benign overfitting. With this proof, we apply the recent development of dimension-free bounds with heavy-tailed distributions [NAI22, Zhi21] to our analysis.

**1.2. Related Works.** The literature on Bayesian methods for linear regression models is abundant. For high-dimensional problems, prior distributions considering the sparsity structure have been developed, such as the Laplace [PC08], horseshoe [CPS10], spike-and-slab [RG14, NR23], normal-gamma [BG10], double-Pareto [ADL<sup>+</sup>13b], Dirichlet–Laplace (DL) [BPPD15], horseshoe+ [BDPW17], and triple gamma priors [CFSK20].

Regarding the asymptotic behavior of the posterior distribution, [Gho97, Gho99, Gho00] examined an approximation of the posterior distribution using a Gaussian distribution in various situations, including high-dimensional settings (not over-parameterized settings). [GGvdV00] organized the conditions for posterior contraction and significantly contributed to Bayesian asymptotic theory. [CvdV12, BN20] proved posterior concentration and variable selection properties for certain point-mass priors. [CSHvdV15, MMW17, BG20, BN20, WNNY23] achieved posterior concentration and variable selection in high dimensional linear models. [ADL13a] demonstrated posterior consistency with several shrinkage priors. [vdPKvdV14] showed posterior concentration with the horseshoe prior. [BPPD15] showed the result using the DL prior. [BG18, SL22] considered a general class of continuous shrinkage priors. [NJG20] considered variable selection with an unknown covariance matrix and established posterior consistency results. [ZZ14, Yan19] studied the efficiency and Gaussian approximation of one coordinate of the high-dimensional parameters. [BCG21] presented a detailed review of these references.

There has been a rapidly growing body of theoretical work on the frequentist analysis of over-parameterized models, specifically concerning benign overfitting. A theory closely related to our study is [BLLT20], which showed that excess risk converges to zero in an over-parameterized linear model. This phenomenon has been studied in other situations such as regularized [TB20, KZSS21, WDY21, LW21, CL22], logistic [CL21, MNS<sup>+</sup>21], and kernel regressions [LR20, LRZ20], as well as regressions for dependent data [NI22, TI23].

**1.3. Paper Organization.** The remainder of this paper is organized as follows. Section 2 describes the prior design and the induced posterior. In Section 3, we provide the theoretical results for the posterior distribution. Section 4 provides a practical method to approximate the derived posterior distribution. Section 5 presents a schematic of the proof. In Section 6, the theoretical results are confirmed via numerical experiments. Section 8 presents the conclusions and discusses the contributions of the study. Appendix A presents the detailed assumptions, and Appendix B and Appendix C contain proofs of the theorems.

1.4. **Notation.** For  $q \in \mathbb{N}$  and any vector  $\mathbf{v}$ ,  $\|\mathbf{v}\|_q$  denotes the  $\ell_q$ -norm of  $\mathbf{v}$ . For any vector  $\mathbf{v}$  and symmetric matrix of the same dimension  $A$ , we define  $\|\mathbf{v}\|_A = \sqrt{\mathbf{v}^\top A \mathbf{v}}$ . For sequences  $\{a_n\}_{n \in \mathbb{N}}$  and  $\{b_n\}_{n \in \mathbb{N}}$ ,  $a_n \gtrsim b_n$  denotes the existence of a constant  $c > 0$  such that  $a_n \geq cb_n$  for all  $n \geq \bar{n}$  with some finite  $\bar{n} \in \mathbb{N}$ , and  $a_n \lesssim b_n$  denotes the opposite.  $a_n = o(b_n)$  indicates that  $a_n/b_n \rightarrow 0$  as  $n \rightarrow \infty$  whereas  $a_n = \omega(b_n)$  means  $a_n/b_n \rightarrow \infty$  as  $n \rightarrow \infty$ .  $a_n \gtrsim b_n$  denotes that  $a_n \gtrsim b_n (\log n)^c$  holds for every  $c > 0$ , and  $a_n \lesssim b_n$  denotes the opposite. For natural numbers  $a, b \in \mathbb{N}$  with  $a < b$ , we define  $[a : b] := \{a, a + 1, a + 2, \dots, b\}$ . For any square matrix  $A$ , let  $A^{-1}$  be the inverse matrix of  $A$ ,  $A^\dagger$  be the Moore–Penrose pseudoinverse matrix, and  $\text{tr}(A)$  be the sum of the diagonals of  $A$ . For a pseudo-metric space  $(S, d)$  and a positive value  $\delta$ ,  $\mathcal{N}(\delta, S, d)$  denotes the covering number, that is, the minimum number of balls that cover  $S$  with a radius  $\delta$  in terms of  $d$ . For a random element  $\mathbf{x}$ ,  $\mathbb{E}_{\mathbf{x}}[\cdot]$  denotes the expectation in terms of  $\mathbf{x}$ . For any  $n \in \mathbb{N}$ ,  $A \in \mathbb{R}^{n \times n}$  and a set  $V \subset \mathbb{R}^n$ ,  $AV := \{A\mathbf{v} : \mathbf{v} \in V\}$ .  $\mathcal{M}(\delta, S, d)$  denotes the packing number, that is, the maximum number of balls of radius  $\delta/2$  in terms of  $d$ , whose centers are in  $S$ , such that no two balls intersect. Let  $B_2^p$  be a unit ball in  $\mathbb{R}^p$  in terms of  $\|\cdot\|_2$ . For two probability measures  $\Pi_1$  and  $\Pi_2$  on the same measurable space  $(X, \mathcal{B})$ , the total variation distance is given by  $\|\Pi_1 - \Pi_2\|_{\text{TV}} := \sup_{B \in \mathcal{B}} |\Pi_1(B) - \Pi_2(B)|$ , and the Kullback–Leibler (KL) divergence and variation between them are respectively defined as  $K(\Pi_1, \Pi_2) = \int_X \log(d\Pi_1/d\Pi_2) d\Pi_1$  and  $V(\Pi_1, \Pi_2) = \int_X \{\log(d\Pi_1/d\Pi_2) - K(\Pi_1, \Pi_2)\}^2 d\Pi_1$  if  $\Pi_1$  is absolutely continuous with respect to  $\Pi_2$ ; otherwise, both are  $\infty$ .

## 2. PRIOR DISTRIBUTION WITH EFFECTIVE SPECTRA

In this section, we present a prior distribution based on spectra (eigenvalues) of the covariance of the covariates.

2.1. **Setup.** We consider a linear regression model (1) that generates independent and identically distributed samples  $\mathcal{D} = \{(y_i, \mathbf{x}_i)\}_{i=1}^n$ , and we perform predictions based on the samples in a Bayesian manner. Suppose that  $\mathbf{x}_i$  is a  $p$ -dimensional random vector with a non-atomic distribution and that both  $\mathbf{x}_i$  and  $y_i$  have zero mean. Let  $\Sigma := \mathbb{E}_{\mathbf{x}_i}[\mathbf{x}_i \mathbf{x}_i^\top]$  be the expected covariance matrix of the covariate  $\mathbf{x}_i$ . We adopt a setting where the dimension  $p$  increases and the covariance matrix  $\Sigma$  changes as the sample size  $n$  increases.

We measure the distance of a parameter  $\boldsymbol{\theta}$  from the true parameter  $\boldsymbol{\theta}^*$  based on the norm  $\|\cdot\|_\Sigma$  weighted by the covariance matrix  $\Sigma$ . Assessing the norm has several advantages. First, it is consistent with the predictive risk, that is, we have

$$\|\boldsymbol{\theta} - \boldsymbol{\theta}^*\|_\Sigma^2 = \mathbb{E}_{\mathbf{x}}[\{\mathbf{x}^\top(\boldsymbol{\theta} - \boldsymbol{\theta}^*)\}^2],$$

where  $\mathbf{x}$  in the expectation follows the marginal distribution of  $\mathbf{x}_i$  in the regression model (1). Second, the norm does not need scaling by  $p^{-1/2}$  (i.e., scaling used in [MM22]), even in situations where the dimension  $p$  diverges to infinity, because an eigenvalue decay of  $\Sigma$  works in place of scaling.

We consider the spectral decomposition of  $\Sigma$  as follows:

$$\Sigma = \sum_{j=1}^p \lambda_j \mathbf{v}_j \mathbf{v}_j^\top,$$

where  $\{\lambda_j\}_{j=1}^p$  are the eigenvalues sorted in descending order as  $\lambda_1 \geq \lambda_2 \geq \dots \geq \lambda_p \geq 0$ , and  $\{\mathbf{v}_j\}_{j=1}^p$  are the corresponding  $p$ -dimensional eigenvectors. We consider a setting in which the dimension  $p$  is allowed to increase with  $n$ , that is,  $p = p_n$ . Hence, the covariance matrix  $\Sigma$  and its eigenvalues and eigenvectors can vary depending on  $n$ .

**2.2. Empirical Estimation of Covariance Matrix.** We prepare an empirical estimation of the covariance matrix  $\Sigma$  for the prior design. As our prior distribution depends on the eigenvalues and vectors of  $\Sigma$ , we need to estimate them from the observations. First, we split dataset  $\mathcal{D}$  into  $\mathcal{D}_1$  and  $\mathcal{D}_2$ . The split ratio is arbitrary if it does not depend on  $n$ . Without loss of generality, we assume that  $n$  is even and define  $\mathcal{D}_1 = \{y_i, \mathbf{x}_i\}_{i=1}^{n/2}$  and  $\mathcal{D}_2 = \{y_i, \mathbf{x}_i\}_{i=n/2+1}^n$ . Note that  $\mathcal{D}_1$  is used to construct the prior distribution and  $\mathcal{D}_2$  serves as the likelihood hereafter.

We estimate the eigenvalues and vectors using  $\mathcal{D}_1$ . We consider the empirical analog  $\widehat{\Sigma} := (2/n) \sum_{i=1}^{n/2} (\mathbf{x}_i - \bar{\mathbf{x}})(\mathbf{x}_i - \bar{\mathbf{x}})^\top$  of  $\Sigma$  using  $\mathcal{D}_1$ . We also define their spectral decompositions as follows:

$$\widehat{\Sigma} = \sum_{j=1}^p \widehat{\lambda}_j \widehat{\mathbf{v}}_j \widehat{\mathbf{v}}_j^\top,$$

where  $\{\widehat{\lambda}_j\}_{j=1}^p$  and  $\{\widehat{\mathbf{v}}_j\}_{j=1}^p$  denote the eigenvalues  $\widehat{\lambda}_1 \geq \widehat{\lambda}_2 \geq \dots \widehat{\lambda}_p \geq 0$  and  $p$ -dimensional eigenvectors of  $\widehat{\Sigma}$ , computed using the dataset  $\mathcal{D}_1$ . Here, in the case of  $p > n/2$ , we have  $\widehat{\lambda}_j = 0$  for  $j = n/2 + 1, \dots, p$ . Under certain conditions, the empirical eigenvalue  $\widehat{\lambda}_j$  and eigenvector  $\widehat{\mathbf{v}}_j$  converge in probability to  $\lambda_j$  and  $\mathbf{v}_j$ , respectively [e.g., Lou17].

We further define low-rank approximations of  $\Sigma$  and  $\widehat{\Sigma}$  with a truncation level  $k \in \{1, 2, \dots, p\}$ , namely, we define the  $k$ -rank approximators as

$$\Sigma_{1:k} := \sum_{j=1}^k \lambda_j \mathbf{v}_j \mathbf{v}_j^\top \quad \text{and} \quad \widehat{\Sigma}_{1:k} := \sum_{j=1}^k \widehat{\lambda}_j \widehat{\mathbf{v}}_j \widehat{\mathbf{v}}_j^\top.$$

We denote  $\Sigma_{k+1:p} := \Sigma - \Sigma_{1:k}$  and  $\widehat{\Sigma}_{k+1:p} := \widehat{\Sigma} - \widehat{\Sigma}_{1:k}$ . Many studies have considered the low-rank nature of matrices in the Bayesian context [e.g., Alq13, THAB19].

**2.3. Prior Design.** We devise prior distributions for the parameters that rely on the spectrum of the covariance matrix  $\Sigma$ . Specifically, we render the prior distribution sensitive solely to the  $k$ -dimensional principal eigenspace of the covariance matrix of  $\{\mathbf{x}_i\}_{i=1}^n$ . Intuitively, the prior distribution captures large eigenvalues, which typically represent the primary information of size  $O(n)$ , from a dataset. We also determine the level  $k$  through posterior inference with hierarchical prior distributions.

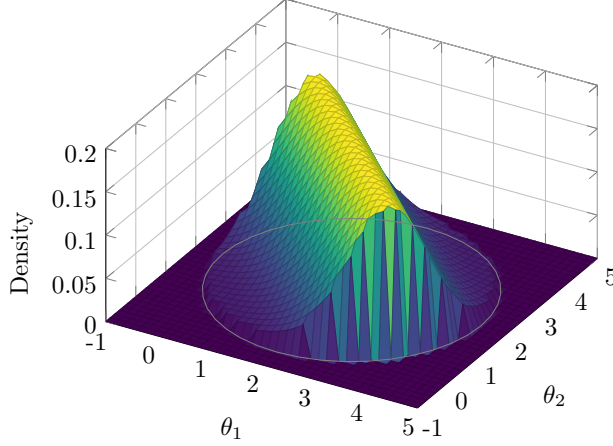


FIGURE 1. Probability density function of a truncated Gaussian distribution with a singular covariance matrix for a 2-dim parameter  $(\theta_1, \theta_2)^\top$ .

Our method transfers the principle of benign overfitting [BLLT20, TB20], which achieves consistent estimation in high-dimensional settings using spectral information, to the Bayesian context. The benign overfitting theory shows that a (non-Bayesian) minimum norm interpolator extracts an  $n$ -dimensional subspace of the  $p$ -dimensional parameter space to achieve consistency. By contrast, our prior distribution seeks a  $k (< n)$ -dimensional subspace, which could be more critical.

**2.3.1. Prior Distribution for Regression Parameter.** We develop a prior distribution  $\Pi_\theta(\cdot)$  on  $\theta \in \mathbb{R}^p$  with  $\widehat{\Sigma}_{1:k}$  using the truncated and centered Gaussian distribution. The density function of the prior distribution is defined as

$$\pi_\theta(\theta \mid \widehat{\Sigma}, k) = \frac{\exp(-\theta^\top \widehat{\Sigma}_{1:k}^\dagger \theta) \mathbf{1}\{\|\theta\|_2 \leq R\}}{\int_{\mathbb{R}^p} \exp(-\bar{\theta}^\top \widehat{\Sigma}_{1:k}^\dagger \bar{\theta}) \mathbf{1}\{\|\bar{\theta}\|_2 \leq R\} d\bar{\theta}}, \quad (2)$$

where  $R > 0$  denotes the predetermined radius of the support, which is sufficiently large. We set the matrix  $\widehat{\Sigma}_{1:k}$  as a covariance matrix of this prior distribution, and it has the following roles: (i) it approximately utilizes the spectrum of  $\Sigma$  because  $\widehat{\Sigma}_{1:k}$  is an estimator of  $\Sigma$ , which is regarded as an empirical Bayesian method similar to  $g$ -prior [Zel86], and (ii) this prior distribution has masses in the  $k$ -dimensional principal eigenspace of  $\widehat{\Sigma}$ , which acts as the dimensionality extraction. The restriction term  $\mathbf{1}\{\|\theta\|_2 \leq R\}$  on the support is introduced to make the prior distribution proper, as illustrated in Figure 1. A Gaussian distribution without the restriction becomes improper because  $\widehat{\Sigma}_{1:k}$  is not a full rank matrix. Note that the prior distribution precludes sparse estimation, unlike other Bayesian methods for high-dimensional models.

**2.3.2. Prior Distribution for Truncation Level.** Second, we develop a prior distribution for the truncation level  $k$  of  $\Sigma_{1:k}$  that regulates the amount of information in the aforementioned prior on  $\theta$ . Given  $U_k \geq L_k \geq 1$  and a decreasing function  $f : \mathbb{R} \rightarrow \mathbb{R}$ , we define the prior distribution for  $k$

as

$$\pi_\kappa(k) \propto \begin{cases} e^{f(k)}, & k \in [L_\kappa : U_\kappa] \\ 0, & \text{otherwise.} \end{cases} \quad (3)$$

A typical choice of  $f$  is  $f(k) = -k^2 - 4k$  for  $k \in \mathbb{N}$ . The restriction on  $[L_\kappa : U_\kappa]$  is essential because neither an overabundance nor a lack of information will result in successful estimations.

**2.3.3. Prior Distribution for Error Variance.** We specify the prior distribution of the variance in the noise term  $\varepsilon_i$ ; that is, we consider the inverse Gaussian prior  $\Pi_{\zeta^2}(\cdot)$  with the following density function:

$$\pi_{\zeta^2}(\sigma^2) = \sqrt{\frac{\xi}{2\pi\sigma^6}} \exp\left(\frac{-\xi(\sigma^2 - \eta)}{2\eta^2\sigma^2}\right), \quad (4)$$

where  $\eta > 0$  and  $\xi > 0$  denote the mean and shape parameters, respectively, which could be assigned arbitrarily. An important property of the inverse Gaussian distribution is the rapidly decreasing tail on both sides, whereas the inverse gamma distribution, which is a conjugate prior distribution for Gaussian likelihood, has a light lower tail and heavy upper tail. From a Bayesian perspective, this prior reflects the belief that a parameter does not have extremely large or small values. This prior distribution for the variance parameter of the Gaussian distribution is also employed in [SvdVvZ13, NJG20].

**2.3.4. Prior Distribution for Parameters.** We introduce a joint prior distribution  $\Pi_{\vartheta, \zeta^2}(\cdot)$  of  $(\boldsymbol{\theta}, \sigma^2)$ , which is useful in various analyses. It is defined as

$$\Pi_{\vartheta, \zeta^2}\left(\{(\boldsymbol{\theta}, \sigma^2) : (\boldsymbol{\theta}, \sigma^2) \in B \times B'\} \mid \widehat{\Sigma}\right) = \int_B \int_{B'} \sum_{k \in [L_\kappa : U_\kappa]} \pi_\vartheta(\boldsymbol{\theta} \mid \widehat{\Sigma}, k) \pi_\kappa(k) \pi_{\zeta^2}(\sigma^2) d\sigma^2 d\boldsymbol{\theta},$$

for any measurable sets  $B \subset \mathbb{R}^p$  and  $B' \subset \mathbb{R}_+$ .

**2.4. Posterior.** We consider the posterior distribution associated with the prior distribution and the likelihood function. Its density function is given by

$$\pi(\boldsymbol{\theta}, \sigma^2, k \mid \mathcal{D}) = \frac{\pi_\vartheta(\boldsymbol{\theta} \mid \widehat{\Sigma}, k) \pi_\kappa(k) \pi_{\zeta^2}(\sigma^2) \prod_{(y_i, \mathbf{x}_i) \in \mathcal{D}_2} \phi(y_i; \mathbf{x}_i^\top \boldsymbol{\theta}, \sigma^2)}{\int_{\mathbb{R}^p} \int_{\mathbb{R}_+} \sum_{k \in [L_\kappa : U_\kappa]} \pi_\vartheta(\boldsymbol{\theta} \mid \widehat{\Sigma}, k) \pi_\kappa(k) \pi_{\zeta^2}(\sigma^2) \prod_{(y_i, \mathbf{x}_i) \in \mathcal{D}_2} \phi(y_i; \mathbf{x}_i^\top \boldsymbol{\theta}, \sigma^2) d\sigma^2 d\boldsymbol{\theta}},$$

where  $\phi(a; b, c)$  denotes the probability density of the Gaussian distribution evaluated at  $a$ , with mean  $b$  and variance  $c$ . Note that  $\widehat{\Sigma}$  in the prior depends on  $\mathcal{D}_1$ , and the likelihood part depends on  $\mathcal{D}_2$ . The first three products express the joint prior density of the parameters, and the latter  $n/2$  products represent the likelihood. We remark that  $\mathcal{D}_1$  and  $\mathcal{D}_2$  serve distinct roles in the posterior

inference, with  $\mathcal{D}_1$  being utilized for the prior distribution and  $\mathcal{D}_2$  for the likelihood. We denote the posterior distribution of  $\boldsymbol{\theta}$  as

$$\Pi(\{\boldsymbol{\theta} : \boldsymbol{\theta} \in B\} | \mathcal{D}) = \int_B \int_{\mathbb{R}_+} \sum_{k \in [L_\kappa : U_\kappa]} \pi(\boldsymbol{\theta}, \sigma^2, k | \mathcal{D}) d\sigma^2 d\boldsymbol{\theta} \quad (5)$$

for any measurable set  $B \subset \mathbb{R}^p$ . The posterior distribution of  $\sigma^2$  is defined in the same manner.

### 3. MAIN RESULT

In this section, we examine the theoretical properties of the posterior inference based on the proposed prior distributions. To this end, we introduce some notions to describe assumptions and the theoretical results.

**3.1. Baseline Case: Sub-Gauss and Trace Class.** We begin with a statement of the theorem by considering the case in which  $\boldsymbol{x}$  is sub-Gaussian and the covariance matrix is a trace class  $\Sigma$ ; namely, the sum of its eigenvalues is finite. These settings are often employed in the field of high-dimensional statistics and over-parameterized regression theory [KL17, BLLT20, TB20, KZSS21].

**3.1.1. Assumptions.** Formally, we make the following two assumptions regarding the distribution of covariates:

**Assumption 1.** *The covariate vector  $\boldsymbol{x} \in \mathbb{R}^p$  is generated from a centered sub-Gaussian distribution; that is, there exists a constant  $b \in \mathbb{R}$  such that we have*

$$\mathbb{E}_{\boldsymbol{x}} [\exp(\boldsymbol{c}^\top \boldsymbol{x})] \leq \exp(\|\boldsymbol{c}\|_2^2 b^2 / 2), \quad \forall \boldsymbol{c} \in \mathbb{R}^p.$$

**Assumption 2.** *The covariance matrix  $\Sigma$  is a trace class operator; that is, we have*

$$\sum_{k=1}^{\infty} \lambda_k < \infty.$$

These conditions are fairly standard and are often stipulated for the usage of concentration inequalities [e.g., LZG21, CM22]. Note that we suppose they hold for every  $n \in \mathbb{N}$ , even if the distributions of  $\boldsymbol{x}$  and  $\Sigma$  depend on  $n$ . We relax these assumptions in Section 3.2.

An important assumption is added to the covariance matrix  $\Sigma$ . This assumption concerns the decay speed of the eigenvalues  $\{\lambda_k\}_{k=1}^p$  of  $\Sigma$  and the design of the support  $[L_\kappa : U_\kappa]$  of  $\pi_\kappa(\cdot)$  for the truncation level. Note that both  $L_\kappa$  and  $U_\kappa$  depend on  $n$  (see Section 3.2). Specifically, they increase to infinity as  $n \rightarrow \infty$  holds. Recall that  $\lesssim$  denotes an asymptotic inequality that ignores both constant and logarithmic terms. More precise conditions and examples are presented in Appendix A.

**Assumption 3.** *Given a covariance matrix  $\Sigma$  with eigenvalues  $\{\lambda_k\}_{k=1}^p$  and the sequence of bounds  $(L_\kappa, U_\kappa)$ , there exists a sequence of positive reals  $\{\varepsilon_n\}_{n \in \mathbb{N}}$  such that the following holds as  $n \rightarrow \infty$ :*

$$(i) \quad \varepsilon_n \rightarrow 0, \quad n\varepsilon_n^4 \rightarrow \infty,$$



$$\begin{aligned}
\text{(ii)} \quad & \frac{\varepsilon_n^2}{k^2 n^{1/4}} \lesssim \lambda_k \lesssim \frac{\varepsilon_n^2}{k n^{1/4}}, \quad \forall k \in [L_\kappa : U_\kappa], \\
\text{(iii)} \quad & \sum_{k \in [L_\kappa + 1 : p]} \lambda_k \lesssim \varepsilon_n^4, \\
\text{(iv)} \quad & U_\kappa \lesssim n \varepsilon_n^2.
\end{aligned}$$

Herein, we discuss the role of each of these conditions in Assumption 3. Condition (i) describes a property of  $\varepsilon_n$  corresponding to a posterior contraction rate. Conditions (ii) and (iii) are the assumptions for the support  $[L_\kappa : U_\kappa]$ , regarding the eigenvalues of  $\Sigma$ . Condition (ii) requires the eigenvalues within the support to decay moderately, as  $L_\kappa$  and  $U_\kappa$  change as  $n \rightarrow \infty$  holds. Condition (iii) means the sum of the eigenvalues  $\lambda_k$ , where  $k \geq L_\kappa + 1$ , must be attenuated sufficiently, which determines the increasing speed of  $L_\kappa$  as  $n \rightarrow \infty$  holds. This condition is neither stronger nor weaker than the previous conditions for benign overfitting (e.g., [BLLT20]). Note that the examples presented here satisfy the condition of [BLLT20]. Condition (iv) limits the increasing speed of  $U_\kappa$  with respect to  $n$ .

We provide an example of the eigenvalues and the support satisfying Assumption 3. Additional examples are provided in Appendix A.

**Example 1.** Consider the setup  $p = \omega(n)$ . Define a sequence  $\{\gamma_k\}_{k=1}^p$  as  $\gamma_k = \exp(-k/2)$  and a sequence  $\{\nu_n\}_{n \in \mathbb{N}}$  such that  $n \exp\{-o(n)\} = p \nu_n = o(n)$  holds. Then, a set of eigenvalues  $\{\lambda_k\}_{k=1}^p$  with the following form

$$\lambda_k = \gamma_k + \nu_n,$$

satisfies Assumption 3 with  $L_\kappa = \lfloor m \log n \rfloor$  with any  $1/6 \leq m < 1$ ,  $U_\kappa = \lceil \log n \rceil$ , and  $\varepsilon_n = n^{-1/12}$ .

In Example 1, the eigenvalues consist of a few influential terms  $\{\gamma_k\}_k$  and many small noise-like terms  $\{\nu_n\}_n$ , similar to the example in Theorem 2 in [BLLT20]. This form of eigenvalues ensures the presence of the support  $[L_\kappa : U_\kappa]$  required by Assumption 3.

**3.1.2. Posterior Contraction.** Under these assumptions, the following theorem ensures the ability of the posterior distribution to recover the true parameters from the given data. It provides the contraction rates of the posterior distribution for both the regression and error variance parameters.

**Theorem 1.** Consider the regression model (1) and the posterior distribution of  $\theta$  as (5). Suppose Assumptions 1–3 hold. Then, for some large  $M > 0$ , we have the following as  $n \rightarrow \infty$ :

$$\Pi\left(\{\theta : \|\theta - \theta^*\|_\Sigma > M \varepsilon_n\} \mid \mathcal{D}\right) \xrightarrow{P^*} 0, \quad (6)$$

where  $P^*$  is the distribution of the data under the model (1) with the true parameters  $(\theta^*, \sigma^*)$ . Additionally, for the posterior distribution of  $\sigma^2$ , we have

$$\Pi\left(\{\sigma^2 : |\sigma^2 - (\sigma^*)^2| > M \varepsilon_n\} \mid \mathcal{D}\right) \xrightarrow{P^*} 0. \quad (7)$$

Furthermore, if the eigenvalues of  $\Sigma$  satisfy  $n^{-3/4}k^{-1} \gtrsim \lambda_k$  for every  $k \in [L_\kappa, U_\kappa]$ , then we have

$$\varepsilon_n = O\left(U_\kappa \lambda_{L_\kappa}^{1/2} n^{1/8}\right).$$

Theorem 1 describes the contraction of the posterior distribution at the rate  $\varepsilon_n$ . The convergences are driven by the whole dataset  $\mathcal{D}$  for calculating the posterior, while the randomness of their formations is derived from the subset  $\mathcal{D}_1$  for the design of the prior. The convergence (6) shows that the posterior distribution of the regression parameter is concentrated in the region where the predictive risk is zero. This result is a Bayesian counterpart of vanilla benign overfitting [e.g., BLLT20, TB20]. The convergence (7) represents the posterior contraction of the error variance. Section 5 presents the proof provided in Appendix B.

We further define the posterior mean  $\widehat{\boldsymbol{\theta}}_1 = \int_{\mathbb{R}^p} \boldsymbol{\theta} \, d\Pi(\boldsymbol{\theta} \mid \mathcal{D})$  and examine its convergence. Consequently, the following posterior consistency result holds:

**Corollary 1.** *Consider the regression model (1). Suppose Assumptions 1–3 hold. Then, we obtain the following as  $n \rightarrow \infty$ :*

$$\|\widehat{\boldsymbol{\theta}}_1 - \boldsymbol{\theta}^*\|_\Sigma \xrightarrow{P^*} 0.$$

**Remark 1** (Averaging with data splitting). Note that we lost information on the response variables  $y_i$  in  $\mathcal{D}_1$  because this dataset was only used to compute the sample covariance matrix of the covariate. When this information need not be discarded (e.g., with a small sample size), consider swapping the roles of  $\mathcal{D}_1$  and  $\mathcal{D}_2$  to construct another estimator  $\widehat{\boldsymbol{\theta}}_2$  and calculating the average of the estimators  $(\widehat{\boldsymbol{\theta}}_1 + \widehat{\boldsymbol{\theta}}_2)/2$ , similar to the data splitting scheme [CCD<sup>+</sup>18]. The average maintains posterior consistency with the true parameter given that each estimator exhibits posterior consistency.

**3.2. Advanced Case: Beyond sub-Gauss and Trace Class.** We relax the requirements of sub-Gaussianity on the covariate  $\boldsymbol{x}_i$  and trace class on the covariance  $\Sigma$ . In particular, we introduce a new assumption and demonstrate posterior contraction based on it, instead of relying on Assumptions 1 and 2. This extension is important, as most theories of over-parameterization assume (sub-)Gaussianity [BLLT20, TB20, KZSS21].

In this section, we focus only on  $\Sigma$ , which is not a trace class operator. Specifically, we consider  $\Sigma$  depending on  $n$ , which satisfies

$$\text{tr}(\Sigma) \rightarrow \infty \quad \text{as} \quad n \rightarrow \infty. \tag{8}$$

Although the results in this section can be easily extended to  $\Sigma$  in the trace class, we consider this non-trace class to keep the presentation simple.

**3.2.1. Assumptions.** First, we introduce assumptions regarding the estimation error of  $\Sigma$ , which simultaneously characterize both the distribution of the covariate  $\boldsymbol{x}_i$  and covariance structure  $\Sigma$ . Recall that  $\widehat{\Sigma}$  denotes the empirical estimation of  $\Sigma$ , as described in Section 2.2.

**Assumption 4.** Suppose that  $\|\Sigma\|_{\text{op}}$  is bounded. Additionally, there exist sequences of non-negative reals  $\{\rho_n\}_{n \in \mathbb{N}}$  and  $\{\ell_n\}_{n \in \mathbb{N}}$  such that  $\rho_n = o(1)$  and  $\ell_n = o(1)$  hold as  $n \rightarrow \infty$ , and they satisfy the following for every sufficiently large  $n \in \mathbb{N}$ :

$$\mathbb{P}\left(\frac{\|\widehat{\Sigma} - \Sigma\|_{\text{op}}}{\|\Sigma\|_{\text{op}}} \leq \rho_n\right) \geq 1 - \ell_n.$$

Assumption 4 requires the empirical covariance matrix  $\widehat{\Sigma}$  used in the estimation (prior distribution) to accurately reflect the true covariance matrix  $\Sigma$ .  $\rho_n$  denotes the upper bound of the estimation error of  $\Sigma$ , typically on the order of  $O(n^{-1/2})$  when  $\Sigma$  has a bounded trace [KL17, Ver18].

The following examples of  $\Sigma$  satisfy Assumption 4 as follows. The first example is for sub-Gaussian random vectors.

**Example 2.** (Sub-Gaussian random vectors) Suppose  $x_i, i = 1, \dots, n$  are sub-Gaussian random vectors with the covariance  $\Sigma$ . From Theorem 9 in [KL17], there exists  $t_n > 0$  such that, with a probability of at least  $1 - \exp(-t_n)$ , it holds that for some constant  $c > 0$ ,

$$\frac{\|\widehat{\Sigma} - \Sigma\|_{\text{op}}}{\|\Sigma\|_{\text{op}}} \leq c \sqrt{\frac{\text{tr}(\Sigma)/\lambda_1 + t_n}{n}}.$$

In other words, Assumption 4 holds with  $\rho_n = O(\sqrt{(\text{tr}(\Sigma)/\lambda_1 + t_n)/n})$  and  $\ell_n = \exp(-t_n)$ .

Next, we consider the log-concave random vectors, which include heavy-tailed distributions, such as the Laplace distribution [BB06].

**Example 3.** (Log-concave random vectors) Suppose  $x_i, i = 1, \dots, n$  are log-concave random vectors with the covariance  $\Sigma$  satisfying (8). In addition, suppose that  $\Sigma$  satisfies  $\text{tr}(\Sigma)/\lambda_1 = O(n)$ . From Theorem 3 in [Zhi21], there are constants  $c_1, c_2 > 0$  such that, with probability at least  $1 - c_1 \exp\{-(n \text{tr}(\Sigma)/\lambda_1)^{1/4}\} - 2 \exp(-\text{tr}(\Sigma)/\lambda_1)$ , it holds that

$$\frac{\|\widehat{\Sigma} - \Sigma\|_{\text{op}}}{\|\Sigma\|_{\text{op}}} \leq c_2 \sqrt{\frac{\text{tr}(\Sigma)/\lambda_1}{n}}.$$

In other words, Assumption 4 holds with  $\rho_n = O(\sqrt{\text{tr}(\Sigma)/(\lambda_1 n)})$  and  $\ell_n = O(\exp\{-(n \text{tr}(\Sigma)/\lambda_1)^{1/4}\} - \exp(-\text{tr}(\Sigma)/\lambda_1))$ .

As these examples show, Assumption 4 enables flexible evaluations of the distribution of the covariates  $x_i$  and the covariance matrix  $\Sigma$ . Specifically, Example 3 can handle covariates that follow a log-concave distribution, and there are additional ways to analyze their tail probability (e.g., [NI22]).

**Remark 2** (Relation to effective rank). We discuss the term  $\text{tr}(\Sigma)/\lambda_1$  that appeared in Examples 2 and 3.  $\text{tr}(\Sigma)/\lambda_1$  quantifies the complexity of the matrix  $\Sigma$  by considering the speed of decay of its eigenvalues. This is called an *effective rank*, and it is commonly used in dimension-free

concentrations for high-dimensional matrices [KL17] and in the analyses of over-parameterized linear regression models [BLLT20, TB20].

We also provide additional conditions for the contraction rate. The following is an updated version of Assumption 3 that accommodates  $\rho_n$ .

**Assumption 5.** *Given a covariance matrix  $\Sigma$  satisfying (8) with eigenvalues  $\{\lambda_k\}_{k=1}^p$ , the sequence  $\{\rho_n\}_{n \in \mathbb{N}}$  in Assumption 4, and the sequence of bounds  $(L_\kappa, U_\kappa)$ , there exists a sequence of positive reals  $\{\varepsilon_n\}_{n \in \mathbb{N}}$  such that all the following hold as  $n \rightarrow \infty$ :*

- (i)  $\varepsilon_n \rightarrow 0$ ,  $n^{-1/2} \lesssim \rho_n \lesssim \varepsilon_n^2$ ,
- (ii)  $(\rho_n + \lambda_k)\lambda_k \lesssim \frac{\varepsilon_n^2}{k}$ ,  $\forall k \in [L_\kappa : U_\kappa]$ ,
- (iii)  $\sum_{k \in [L_\kappa+1:p]} \lambda_k \lesssim \varepsilon_n^4$ ,
- (iv)  $U_\kappa \lesssim n\varepsilon_n^2$ .

The primary difference from Assumption 3 is the appearance of  $\rho_n$ , which describes the two main effects. First, it describes the effect of  $\mathbf{x}_i$  not being sub-Gaussian. Second, more importantly, the result comes from the setting in which  $\Sigma$  is a non-trace class.

**3.2.2. Posterior Contraction.** If Assumptions 4 and 5 are satisfied, the following theorem holds, even without sub-Gaussianity and finite traces.

**Theorem 2.** *Consider the regression model (1) whose covariates have the covariance  $\Sigma$  satisfying (8), and the posterior distribution of  $\boldsymbol{\theta}$  satisfying (5). Suppose that Assumptions 4 and 5 hold. Then, for some large  $M$ , we obtain the following as  $n \rightarrow \infty$ :*

$$\Pi\left(\{\boldsymbol{\theta} : \|\boldsymbol{\theta} - \boldsymbol{\theta}^*\|_\Sigma > M\varepsilon_n\} \mid \mathcal{D}\right) \xrightarrow{P^*} 0.$$

Additionally, for the posterior distribution of  $\sigma^2$ , we have

$$\Pi\left(\{\sigma^2 : |\sigma^2 - (\sigma^*)^2| > M\varepsilon_n\} \mid \mathcal{D}\right) \xrightarrow{P^*} 0.$$

Furthermore, if the eigenvalues of  $\Sigma$  satisfy  $(nk)^{-1} \gtrsim (\rho_n + \lambda_k)\lambda_k$  for all  $k \in [L_\kappa : U_\kappa]$ , we have

$$\varepsilon_n = O\left(U_\kappa \lambda_{L_\kappa}^{1/2} (\lambda_{L_\kappa} + \rho_n)^{1/2}\right).$$

Theorem 2 shows the effect of the tail probability of the covariate distribution on the posterior contractions. The heavy-tail property of  $\mathbf{x}_i$  makes  $\rho_n$  larger, hence slowing the contraction rate. If  $\rho_n = n^{-1/4} \gtrsim \lambda_{L_\kappa}^{1/2}$  holds, then the contraction rate is the same as that presented in Theorem 1. This result demonstrates the advantage of the Bayesian framework in being able to treat a wide range of covariate distributions in a unified manner.

**Remark 3** (Optimality). The contraction rate in Theorem 2 corresponds to the optimal convergence rate with a setup as in Example 1. If we set  $p = n^{7/6}$ , the contraction rate is  $\varepsilon_n = n^{-1/6}$  and it coincides with the convergence rate of the minimum norm interpolator derived in [TB20], which is known to be optimal.

#### 4. APPROXIMATION FOR POSTERIOR DISTRIBUTION

We examine an approximation theorem for the posterior distribution using a truncated Gaussian distribution. This analysis is useful in situations where the posterior distribution cannot be represented analytically. Specifically, we develop a variant of the Bernstein–von Mises theorem to approximate posterior distributions commonly studied in Bayesian analyses [LC12, GvdV17].

**4.1. Setup and Approximator.** In this section, we approximate the posterior distribution  $\Pi(\cdot \mid \mathcal{D}, \sigma^2)$  of  $\boldsymbol{\theta}$  with any fixed  $\sigma^2$ , which is defined as

$$\Pi(\{\boldsymbol{\theta} : \boldsymbol{\theta} \in B\} \mid \mathcal{D}, \sigma^2) = \int_B \sum_{k \in [L_k : U_k]} \pi_{\theta}(\boldsymbol{\theta} \mid \widehat{\Sigma}, k) \pi_k(k) \prod_{(y_i, \mathbf{x}_i) \in \mathcal{D}_2} \phi(y_i; \mathbf{x}_i^\top \boldsymbol{\theta}, \sigma^2) d\boldsymbol{\theta} \quad (9)$$

for any measurable  $B \subset \mathbb{R}^p$ . Note that we do not use the prior  $\pi_{\sigma^2}(\cdot)$  for the variance  $\sigma^2$ . Even if the true variance  $(\sigma^*)^2$  is unknown, we can estimate  $(\sigma^*)^2$  separately and substitute this value [TW05, WBCL08, SGWH20].

As the approximator, we define a truncated Gaussian distribution conditional on  $\mathcal{D}_2$  and  $\sigma^2$ . In preparation, we define the minimum norm interpolator

$$\bar{\boldsymbol{\theta}}_2 := (X_2^\top X_2)^\dagger X_2^\top \mathbf{y}_2 = \operatorname{argmin} \left\{ \|\boldsymbol{\theta}\|_2; \sum_{(y_i, \mathbf{x}_i) \in \mathcal{D}_2} (y_i - \mathbf{x}_i^\top \boldsymbol{\theta})^2 = 0 \right\},$$

which is the effective non-Bayes estimator for the over-parameterized linear regression [BLLT20, TB20]. We assume  $\|\bar{\boldsymbol{\theta}}_2\|_2$  is bounded. We also define a scaled matrix  $\Lambda_{\sigma^2} := \widehat{\Sigma}_{1:L_k}^\dagger + X_2^\top X_2 / 2\sigma^2 \in \mathbb{R}^{p \times p}$  and a  $p$ -dimensional vector  $\boldsymbol{\mu}_{\sigma^2} := \Lambda_{\sigma^2}^\dagger X_2^\top X_2 \bar{\boldsymbol{\theta}}_2 / 2\sigma^2$ , which is an adjusted version of  $\bar{\boldsymbol{\theta}}_2 \equiv (X_2^\top X_2)^\dagger X_2^\top X_2 \bar{\boldsymbol{\theta}}_2$ . Then, we consider the approximator distribution  $\Pi^\infty(\cdot \mid \mathcal{D}_2, \sigma^2)$ , whose density function is given as

$$\pi^\infty(\boldsymbol{\theta} \mid \mathcal{D}_2, \sigma^2) := \frac{\exp(-(\boldsymbol{\theta} - \boldsymbol{\mu}_{\sigma^2})^\top \Lambda_{\sigma^2} (\boldsymbol{\theta} - \boldsymbol{\mu}_{\sigma^2})) \mathbf{1}\{\|\boldsymbol{\theta}\|_2 \leq R\}}{\int_{\mathbb{R}^p} \exp(-(\boldsymbol{\theta}' - \boldsymbol{\mu}_{\sigma^2})^\top \Lambda_{\sigma^2} (\boldsymbol{\theta}' - \boldsymbol{\mu}_{\sigma^2})) \mathbf{1}\{\|\boldsymbol{\theta}'\|_2 \leq R\} d\boldsymbol{\theta}'}. \quad (10)$$

This approximator has two notable characteristics: (i) the center of this density is nearly the minimum norm interpolator  $\bar{\boldsymbol{\theta}}_2$  when  $\widehat{\Sigma}_{1:L_k}^\dagger$  is negligible and is analogous to the ordinary Bernstein–von Mises theorem using Gaussian distributions centered on the maximum likelihood estimator; and (ii) it utilizes the singular covariance matrix  $\Lambda_{\sigma^2}^\dagger$  as the prior distribution (2). Therefore, we need to restrict its support to the region  $\{\|\boldsymbol{\theta}\|_2 \leq R\}$  in order to make it proper.

**4.2. Distribution Approximation Theorem.** We develop the distribution approximation theorem for the posterior distribution (9), as a variant of the Bernstein–von Mises theorem. Its proof is provided in Appendix C.

**Assumption 6.** Given a trace class covariance matrix  $\Sigma$  with eigenvalues  $\{\lambda_k\}_{k=1}^p$ , the sequence  $\{\rho_n\}_{n \in \mathbb{N}}$  in Assumption 4 and  $\{\widehat{\lambda}_k\}$  satisfy, for  $k \in [1 : U_\kappa]$ ,

$$n^{-1/2} \lesssim \rho_n \lesssim \lambda_k \quad \text{and} \quad \left\| \left( \frac{\widehat{\Sigma}_{1:k}^\dagger}{n} + \frac{X_2^\top X_2}{2n\sigma^2} \right)^\dagger \frac{X_2^\top X_2}{n} \right\|_{\text{op}} < \infty,$$

with probability at least  $1 - \ell_n$ .

This is an assumption concerning the estimation error of the covariance matrix. The first part bounds the error  $\rho_n$  of the covariance matrix; the lower bound is the same as that presented in Assumption 5, and the upper bound ensures fast error convergence. The second part pertains to the absolute error of  $k$ th eigenvalues and is not a strong assumption because the scale of  $\lambda_k$  decays.

**Theorem 3.** Consider the posterior distribution (9) for the regression model (1) with arbitrarily fixed  $\sigma^2 > 0$ . Suppose that Assumptions 4 and 6 hold. Then, if we take  $f(k)$  such that  $|f(k) - f(L_\kappa)| = \omega(n)$  for  $k \in [L_\kappa + 1 : U_\kappa]$ , the distribution  $\Pi^\infty(\cdot \mid \mathcal{D}_2, \sigma^2)$  with the density (10) satisfies the following as  $n \rightarrow \infty$ :

$$\|\Pi(\cdot \mid \mathcal{D}, \sigma^2) - \Pi^\infty(\cdot \mid \mathcal{D}_2, \sigma^2)\|_{\text{TV}} \rightarrow 0 \quad P^* - a.s.$$

Theorem 3 reveals several advantages of the proposed Bayesian approach: (i) we can easily approximate the posterior  $\Pi(\cdot \mid \mathcal{D}, \sigma^2)$  without laborious Bayesian computation, thereby simplifying the process of acquiring credible intervals and other Bayesian inferences; and (ii) the approximator has the form of a simple (truncated) Gaussian distribution. This has not been seen in the high-dimension setup with sparsity, which requires a mixture of multiple distributions [CSHvdV15, NJG20]. Note that we can obtain a similar result on  $\|\Pi(\cdot \mid \mathcal{D}) - \Pi^\infty(\cdot \mid \mathcal{D}_2)\|_{\text{TV}}$  by marginalizing  $\sigma^2$  using  $\pi_{\zeta^2}$  for these two distributions.

## 5. PROOF OUTLINE OF THEOREM 1 AND 2

We provide an overview of the proof for the posterior contraction in Theorem 1. This proof applies the well-known posterior contraction theory [GGvdV00] to the analysis of the over-parameterized setup.

To begin with, we describe how we apply the posterior contraction theory. In preparation, we define a parameter space  $\mathcal{P} = \mathbb{R}_+ \times \mathbb{R}^p$  and introduce its distance  $d_{\mathcal{P}}$  induced by the norms  $|\cdot|$  for  $\mathbb{R}$  and  $\|\cdot\|_\Sigma$  for  $\mathbb{R}^p$ . We also define

$$\mathcal{P}_n^1 := \{a \in \mathbb{R}_+ : n^{-1} \leq a \leq n\} \quad \text{and} \quad \mathcal{P}_n^2 := \{\mathbf{h} \in \mathbb{R}^p : \|\mathbf{h}\|_2 \leq H_n\},$$

where  $H_n > 0$  is a radius such that  $H_n \rightarrow \infty$  as  $n \rightarrow \infty$  holds, and we define a subset  $\mathcal{P}_n = \mathcal{P}_n^2 \times \mathcal{P}_n^1 \subset \mathcal{P}$ . Recall that the empirical covariance convergence holds with probability at least  $1 - \ell_n$  in Assumption 4, and it controls the randomness of the posterior distribution. Then, from Theorem 2.1 of [GGvdV00], to achieve the statements of Theorem 1 and 2, it is sufficient to prove that there exists  $H_n$  such that the following three conditions hold with probability at least  $1 - \ell_n$  for any sufficiently large  $n$ :

$$\log \mathcal{N}(\varepsilon_n, \mathcal{P}_n, d_{\mathcal{P}}) \leq n\varepsilon_n^2, \quad (11)$$

$$\Pi_{\vartheta, \varsigma^2}(\mathcal{P} \setminus \mathcal{P}_n \mid \widehat{\Sigma}) \leq \exp(-(C+4)n\varepsilon_n^2), \quad (12)$$

$$\Pi_{\vartheta, \varsigma^2}(\{\boldsymbol{\theta}, \sigma^2 : K(P^*, P_{\boldsymbol{\theta}, \sigma^2}) \leq \varepsilon_n^2, V(P^*, P_{\boldsymbol{\theta}, \sigma^2}) \leq \varepsilon_n^2\} \mid \widehat{\Sigma}) \geq \exp(-Cn\varepsilon_n^2), \quad (13)$$

where  $P_{\boldsymbol{\theta}, \sigma^2}$  denotes a joint distribution of  $(\boldsymbol{x}, y)$  with the linear regression model (1) with a parameter  $(\boldsymbol{\theta}, \sigma^2)$ , and  $P^*$  is a similar joint distribution with the true parameter  $(\boldsymbol{\theta}^*, \sigma^*)$ . In the following, we evaluate these three conditions separately.

First, we consider the condition (11), which represents the complexity of space  $\mathcal{P}_n$ . We decompose the logarithm of the covering number as follows:

$$\begin{aligned} & \log \mathcal{N}(\varepsilon_n, \mathcal{P}_n, d_{\mathcal{P}}) \\ & \leq \log \mathcal{N}(\varepsilon_n, \mathcal{P}_n^1, |\cdot|) + \underbrace{\log \mathcal{N}(\varepsilon_n, \mathcal{P}_n^2, \|\cdot\|_{\Sigma_{1:k}})}_{=: \mathcal{N}_1} + \underbrace{\log \mathcal{N}(\varepsilon_n, \mathcal{P}_n^2, \|\cdot\|_{\Sigma_{k+1:p}})}_{=: \mathcal{N}_2}. \end{aligned}$$

In our proof, the usage of the covering numbers  $\mathcal{N}_1$  and  $\mathcal{N}_2$  is essential for evaluating the over-parameterized model. To bound  $\mathcal{N}_1$  in the  $p$ -dimensional set, we utilize the low-rank property of  $\Sigma_{1:k}$  for the norm and attribute the discussion to the volume ratio. Regarding  $\mathcal{N}_2$ , we reduce the argument to the dual norm by employing a metric transformation and Sudakov minoration [Wai19, GN21]. The first term on the left-hand side is bounded by simple algebra.

Next, we study the condition (12), which ensures that the discrepancy between the original parameter spaces and the restricted spaces becomes negligible with respect to the prior measure  $\Pi_{\vartheta, \varsigma^2}$  as  $n$  diverges. We decompose this as follows:

$$\begin{aligned} & \Pi_{\vartheta, \varsigma^2}(\mathcal{P} \setminus \mathcal{P}_n \mid \widehat{\Sigma}) \\ & \leq \sum_{k \in [L_{\kappa}: U_{\kappa}]} \pi_{\kappa}(k) \Pi_{\vartheta}(\{\boldsymbol{\theta} : \|\boldsymbol{\theta}\|_2 \geq H_n\} \mid \widehat{\Sigma}, k) + \Pi_{\varsigma^2}(\{\sigma^2 : \sigma^2 \leq n^{-1}\}) + \Pi_{\varsigma^2}(\{\sigma^2 : \sigma^2 \geq n\}). \end{aligned}$$

We deal with the first term on the right-hand side, which is another essential part of our proof. To this end, we exploit the low-dimensionality of the prior distribution  $\Pi_{\vartheta}$ , which has a low-rank covariance matrix  $\widehat{\Sigma}_{1:k}$ . We obtain the desired results by transforming the prior distribution with the dual norm, using the combination of the Sudakov minoration and the dimension-free concentration bound for empirical covariance matrices in [KL17]. Regarding the second and third terms on the right-hand side, they are easily bounded because the prior for  $\sigma^2$  is an inverse Gaussian.

Finally, we evaluate the condition (13), which requires that the prior distribution possesses a significant mass in the neighborhood of the distribution with true parameters in the sense of KL divergence and KL variation. As a result, the term in (13) is upper bounded by a term

$$\Pi_{\theta, \varsigma^2} \left( \mathcal{B}_2 \mid \mathcal{B}_1, \widehat{\Sigma} \right) \Pi_{\varsigma^2} \left( \mathcal{B}_1 \right),$$

where  $\mathcal{B}_1 \subset \mathbb{R}_+$  and  $\mathcal{B}_2 \subset \mathbb{R}^p \times \mathbb{R}_+$  are defined as follows:

$$\mathcal{B}_1 := \left\{ \sigma^2 : \frac{(\sigma^*)^2}{\sigma^2} - \log \left( \frac{(\sigma^*)^2}{\sigma^2} \right) - 1 \leq \varepsilon_n^2, \quad \frac{(\sigma^*)^4}{\sigma^4} - \frac{2(\sigma^*)^2}{\sigma^2} + 1 \leq \varepsilon_n^2 \right\}, \text{ and} \quad (14)$$

$$\mathcal{B}_2 := \left\{ (\boldsymbol{\theta}, \sigma^2) : \frac{1}{2} \frac{\|\boldsymbol{\theta}^* - \boldsymbol{\theta}\|_{\widehat{\Sigma}}^2}{\sigma^2} \leq \varepsilon_n^2, \quad \frac{(\sigma^*)^2 \|\boldsymbol{\theta}^* - \boldsymbol{\theta}\|_{\widehat{\Sigma}}^2}{\sigma^2} \leq \frac{\varepsilon_n^2}{2} \right\}. \quad (15)$$

The term  $\Pi_{\varsigma^2} \left( \mathcal{B}_1 \right)$  can be bounded by integral calculations. For  $\Pi_{\theta, \varsigma^2} \left( \mathcal{B}_2 \mid \mathcal{B}_1, \widehat{\Sigma} \right)$ , the low dimensionality of the prior distribution allows us to discuss the tail probability in  $k$ -dimensions. The Hanson–Wright inequality [RV13] provides the upper bound.

## 6. NUMERICAL EXPERIMENT

We conducted numerical experiments to corroborate the theoretical results in Section 6.1. We also demonstrate the superiority of the proposed method over typical sparse Bayesian approaches in Section 6.2.

**6.1. Experiments for Validating Theoretical Results.** We studied the properties of the posterior distribution. For the data-generating process, we generated the true parameter  $\boldsymbol{\theta}^* \in \mathbb{R}^p$  from  $N(\mathbf{0}, 10I_p)$ , where  $p = n^{4/3}$ . Concerning the covariates, we prepared the following two scenarios:

$$(i) \mathbf{x}_i \sim N(\mathbf{0}, \Sigma), \quad i = 1, \dots, n, \quad (ii) \mathbf{x}_i \sim L(\mathbf{0}, \Sigma), \quad i = 1, \dots, n.$$

Here,  $L(\mathbf{0}, \Sigma)$  denotes a zero-mean multivariate Laplace distribution with covariance  $\Sigma$ , and  $\Sigma$  was generated as a matrix whose  $j$ th eigenvalue was  $10 \exp(-j/8) + n \exp\{-\sqrt{n}\}/p$  for  $j = 1, \dots, p$ . Then, we generated the response variable  $y_i$  from  $N(\mathbf{x}_i^\top \boldsymbol{\theta}^*, 1)$ .

As the Bayesian estimation procedure, we considered the priors  $\Pi_\theta$  as (2) with  $R = 10^5$ ,  $\Pi_{\varsigma^2}$  as (4) with  $\eta = \xi = 1$ , and  $\pi_k$  as (3) with  $f(k) = -k^2 - 4k$  and  $(L_k, U_k) = (6^{-1} \log n, \log n)$ . For the numerical computation, we employed self-normalized importance sampling (SNIS) [GCS<sup>+</sup>13, Gew89] to simulate the marginal posterior distribution of  $\boldsymbol{\theta}$ , where the importance density for  $k$  is the discrete uniform distribution on  $[L_k : U_k]$ . When the sample size  $n = 100, 200, 400$ , and  $600$ , we extracted 10000 posterior samples.

First, we investigated the predictive risk of the proposed method in each scenario. In Figure 2, the gray histogram (green, blue, and red) corresponds to the predictive risk of posterior sampling when  $n = 100, 200, 400$ , and  $600$ . This indicates that the risk tends to approach zero as the sample size  $n$  increases. In addition, the deviation of the posterior risk decreases, and the distribution degenerates to a point-mass distribution at zero. This result is consistent with the results of Theorem 1 and 2,



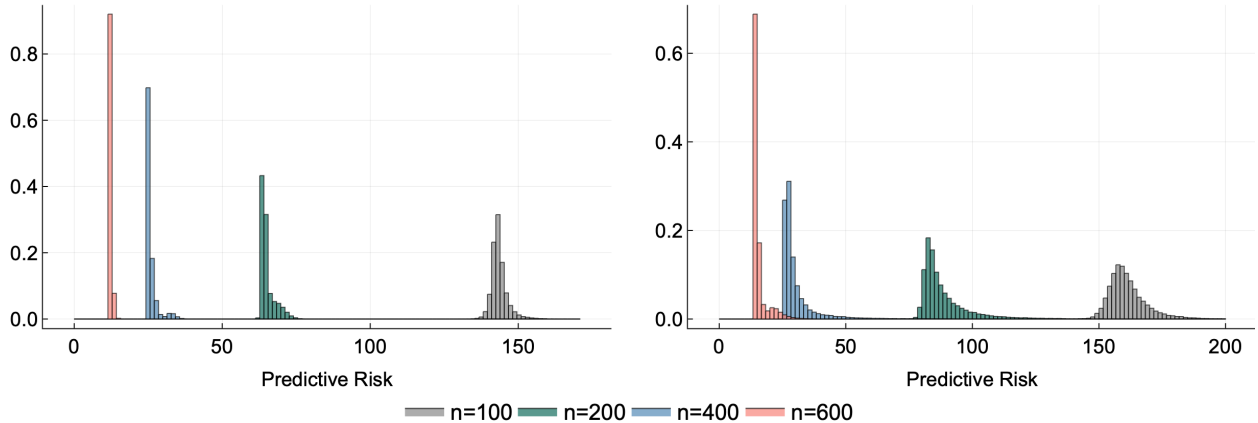


FIGURE 2. Left and right figures show the histograms of the predictive risks for  $n = 100, 200, 400,$  and  $600$  in scenarios (i) and (ii), respectively .

Scenario	$n = 100$	$n = 200$	$n = 300$	$n = 400$
(i)	0.531	0.353	0.164	0.118
(ii)	0.576	0.267	0.188	0.125

TABLE 1. Decrease in the total variation distance between NSIS and Gaussian approximation when  $n$  increases in each scenario.

suggesting that the prediction works appropriately, even in the case of an over-parameterized model. Furthermore, since the Laplace distribution is not sub-Gaussian, its fat tail may affect the posterior contraction in finite sample analyses. Consequently, the histograms in scenario (ii) are more dispersed compared with those in scenario (i).

Next, we investigated the distributional approximation result of Theorem 3 by visualizing the posterior sample via SNIS and the sample from the approximator distribution as a single truncated Gaussian distribution with mean  $\mu_{\sigma^2}$  and the covariance matrix  $\Lambda_{\sigma^2}^\dagger$ . The blue dots and red dots in Figure 3 represent SNIS samples and samples from the approximator of the first two parameters of  $\theta$  in Scenario (i) (Scenario (ii)) with  $n = 100, 200, 400$  and  $600$  if the panel is in the top row (bottom row). In both scenarios, the two sample sets overlap as the sample size increases. This corresponds to the fact that the distance between the posterior distribution and the approximate distribution converges to zero (Theorem 3), as is quantitatively illustrated in Table 1. The marginal posterior distribution of each coordinate resembles a bell-shaped symmetrical distribution, supporting the validity of the Gaussian approximation.

**6.2. Comparison with Other Methods.** In this section, we focus on predictive risks and compare our approach with other methods: the horseshoe method for regression, the spike-and-slab method for regression, and the minimum norm interpolator (MNI). The experiment was set up with 20 shots,

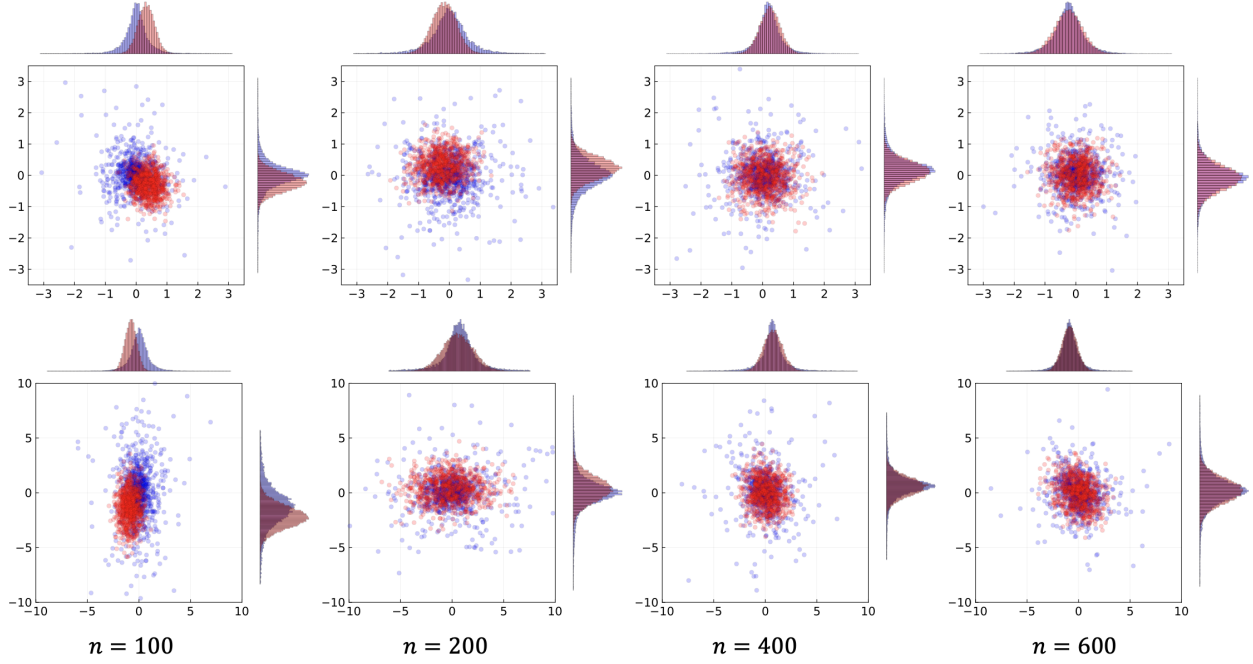


FIGURE 3. Blue dots and red dots show SNIS samples and approximate samples of the top two parameters of  $\theta$ , in Scenario (i) (Scenario (ii)) for  $n = 100, 200, 400,$  and  $600$  if a panel is in the top row (bottom row).

and the data generating process was set as the following four scenarios with  $n = 50, 100, 150, \dots, 600$ . We generated the response  $y_i = N(\mathbf{x}_i^\top \boldsymbol{\theta}^*, 1)$  with its dimension  $p = n^{4/3}$  and the true parameter:

- (i)  $\boldsymbol{\theta}^* \sim N(\mathbf{0}, 10^2 I_p), \mathbf{x}_i \sim N(\mathbf{0}, \Sigma);$
- (ii)  $\boldsymbol{\theta}^* \sim N(\mathbf{0}, 10^2 I_p), \mathbf{x}_i \sim L(\mathbf{0}, \Sigma);$
- (iii)  $\boldsymbol{\theta}_{1:p_1}^* \sim N(\mathbf{0}, 10^2 I_{p_1}), \boldsymbol{\theta}_{p_1+1:p}^* = \mathbf{0}, \mathbf{x}_i \sim N(\mathbf{0}, \Sigma)$  and  $p_1 = \lceil p/3 \rceil;$
- (iv)  $\boldsymbol{\theta}^* \sim N(\mathbf{0}, 10^2 I_p), \mathbf{x}_i \sim N(\mathbf{0}, I_p).$

In each scenario,  $\Sigma$  was generated as a matrix whose  $j$ th eigenvalue is  $10 \exp(-j/8) + n \exp\{-\sqrt{n}\}/p$  for  $j = 1, \dots, p$ .

In Figure 4, the solid lines depict the predictive risk, and the error bars represent the standard deviation. In Scenario (i), as the sample size increases, the predictive risks of our method and the MNI decrease, approaching zero. By contrast, the spike-and-slab and horseshoe regressions fail to perform as adequately as ours for non-sparse regression problems. Additionally, the spike-and-slab regression substantially underperforms in this context because of its higher level of sparsity, even when compared with horseshoe regression. Scenarios (ii) and (iii) display a similar trend of decreasing risk with increasing sample size. Note that in Scenario (iii), due to the smaller scale, the difference in the performance of each method is not as great as that in the other scenarios. The horseshoe regression and the spike-and-slab regression are sparse approaches and thus perform well,

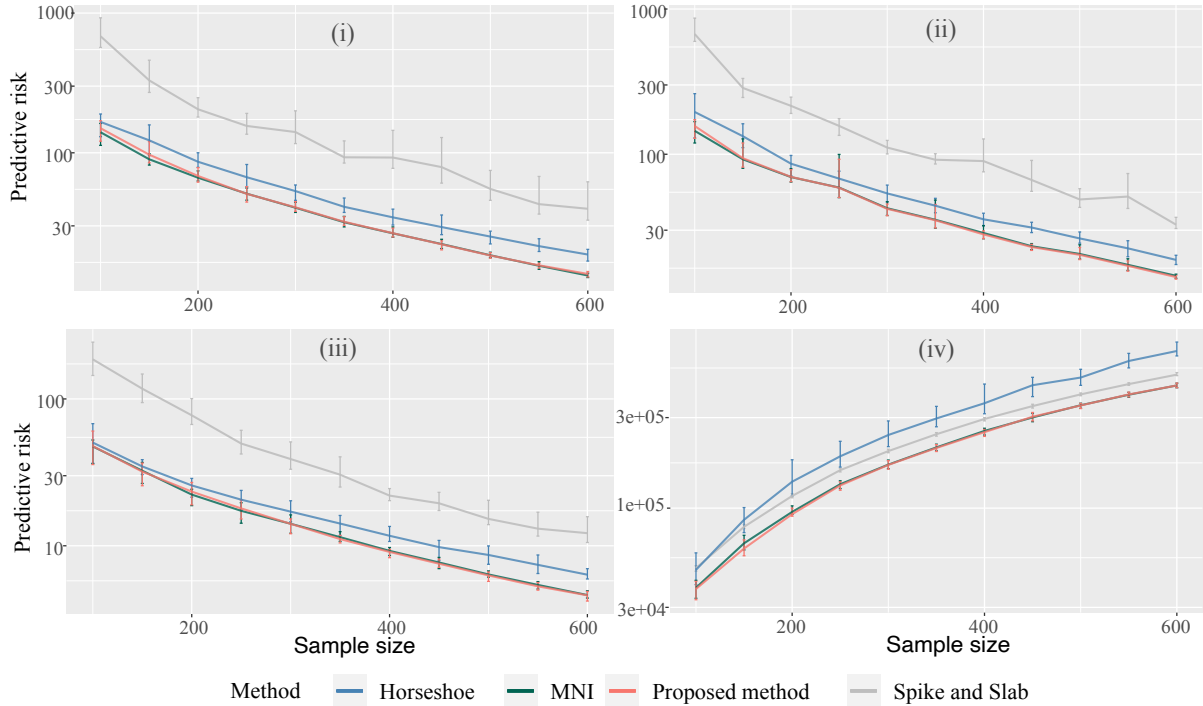


FIGURE 4. Predictive risks of Bayesian linear regression with spike-and-slab prior (gray line), horseshoe prior (blue line), the MNI (green line), and our proposed prior (red line) for scenarios (i)–(iv). The solid lines represent the mean, and the error bars show the standard deviation for 20 instances.

but they are still slightly outperformed by the MNI and the proposed method, which are general-purpose methods. In Scenario (iv), the predicted risk increases as the sample size increases. This is because the data generating process does not cover the implicit low-dimensional structure in the covariates, and benign overfitting does not occur. Even under these circumstances, the proposed method and MNI are found to be robust or more suitable.

## 7. REAL DATA ANALYSIS

We conduct real data analysis to confirm the effectiveness of the proposed estimator.

**7.1. Dataset.** We utilize the proposed method to predict depressive symptoms from the *HELPfull* dataset included in the R package *mosaicData* [PKH23]. The *HELPfull* dataset contains the result of a clinical trial with adult inpatients selected from detoxification units. We use this dataset to consider the problem of predicting subjects' CES-D scale (Center for Epidemiologic Studies Depression), a measure of depressive symptoms for which higher scores indicate more severe symptoms. The raw data include 788 features (excluding the CES-D) on 1472 subjects. Because all subjects had missing values, we removed 320 features in addition to the subject ID and CESD-CUT (binary data of whether the CES-D is greater than 21), which is highly related to CES-D. We

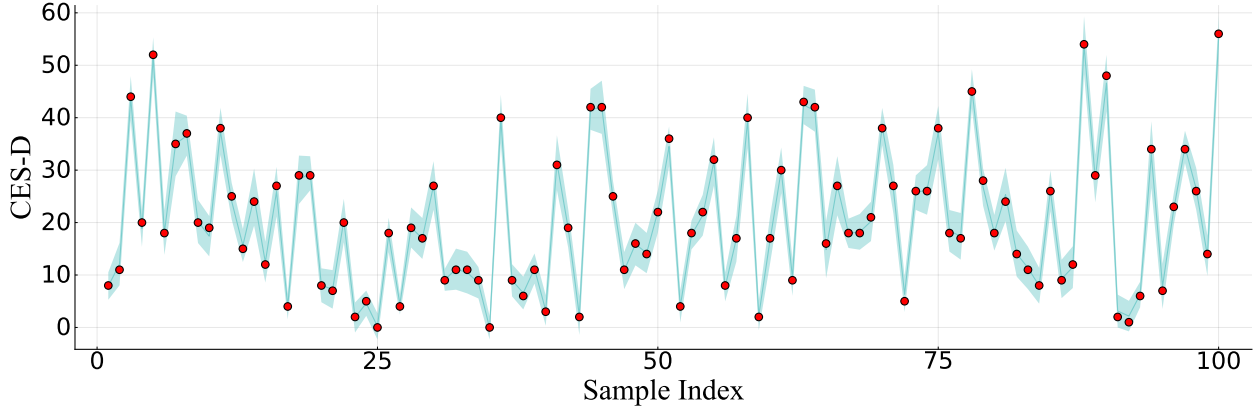


FIGURE 5. Plot of posterior median (solid line), 95% predictive region (blue region), and true value (red points) for 100 randomly selected samples from the test data.

then deleted the subjects that still had missing values. The data cleansing consequently left us with 465 dimensions of explanatory variables, a training size of 250, and a test size of 266.

**7.2. Analysis.** We applied the proposed method to the training data, with the following prior setup:  $\Pi_{\theta}$  as (2) with  $R = 10^5$ ,  $\Pi_{\zeta^2}$  as (4) with  $\eta = \xi = 1$ , and  $\pi_{\kappa}$  as (3) with  $f(k) = -k^2 - 4k$  and  $(L_{\kappa}, U_{\kappa}) = (6^{-1} \log n, \log n)$ . For the computation, we employed SNIS to extract 10000 posterior samples of  $\theta$ , where the importance density for  $k$  is the discrete uniform distribution on  $[L_{\kappa} : U_{\kappa}]$ . As the predictor, we used the average of the posterior predictive samples, computed by the inner product of the features and posterior samples of  $\theta$ . We measured the difference between the observed outcome  $y$  and the prediction using the mean absolute percentage error (MAPE).

In Figure 5, we randomly select 100 samples from the test data, and then plot their true values (red points), the posterior median (solid line), and the 95% prediction interval by the posterior (blue region). This illustrates that the proposed predictor effectively captured the test data. The value of MAPE was 4.93 in the training data and 7.59 in the test data. This result validates the usefulness of the proposed method in the over-parameterized setting.

## 8. CONCLUSION AND DISCUSSION

This study focused on the problem of over-parameterized Bayesian linear regression. We departed from the traditional sparsity assumption and explored a non-sparse scenario. Under non-sparse conditions, we formulated a prior distribution as Gaussian with singular covariance matrices and proved the contraction of its posterior distributions. We also described the Gaussian approximation of the posterior distribution. These theoretical claims were further validated through numerical experiments.

Finally, we highlight the significance of our study by detailing its contributions from two distinct perspectives.

**8.1. Modern Over-Parameterized Theory.** Our method enhances the utility of over-parameterized models from two perspectives: uncertainty evaluation and assumption relaxation. In high-dimensional linear regression, a phenomenon known as the benign overfitting of the minimum norm interpolator is observed. This interpolator is defined as the estimator with the smallest norm among the quantities that make the quadratic loss zero. In our approach, analogously, the likelihood function controls the quadratic loss, and the prior distribution controls the norm, resulting in posterior contractions to the true parameters. This enables the uncertainty quantification of the over-parameterized inference. Furthermore, we contribute to overcoming the sub-Gaussianity restriction of covariates, which was imposed by earlier studies [BLLT20, TB20, KZSS21]. Although random variables with thin tails are more likely to achieve posterior contraction (benign overfitting), we prove that heavier-tailed distributions can accomplish this goal. However, the contraction rate may be slow in certain settings, which is a concern. This issue is left for future studies and may be addressed using different proof strategies.

**8.2. Bayesian High-Dimensional Theory.** The findings of this study support the posterior contraction and Gaussian approximation theories in a high-dimensional Bayesian context. The asymptotic behavior of high-dimensional Bayesian methods has been studied extensively. [Gho99] proved that when  $p^4 \log p < n$ , both posterior contractions and Gaussian approximations hold. However, in the theory of an excess number of parameters, it is possible to either establish a posterior contraction and Gaussian approximation (or an analogous property) under the sparsity assumption [CSHvdV15, NJG20] or reveal the property with respect to a single parameter [ZZ14, Yan19]. These studies suggest inherent difficulties in deriving the properties of high-dimensional parameters from a relatively small amount of data. By contrast, this study proposes conditions and prior distributions that facilitate posterior contraction and Gaussian approximation for non-sparse high-dimensional problems by leveraging the intrinsically low-dimensionality of covariates. The model considered in this study is standard and does not accommodate flexible structures or non-iid situations. Nevertheless, owing to its simplicity, we successfully elucidated its theoretical properties. Moreover, because the investigation of more complex and adaptive methods often builds upon the analysis of simple methods, the insights gained from this study can serve as a foundation for further research.

#### ACKNOWLEDGEMENTS

T.Wakayama was supported by JSPS KAKENHI (22J21090) and JST ACT-X (JPMJAX23CS). M.Imaizumi was supported by JSPS KAKENHI (21K11780), JST CREST (JPMJCR21D2), and JST FOREST (JPMJFR216I).

APPENDIX A. DETAILS OF ASSUMPTIONS 3 AND 5

**A.1. Precise Version of Assumption 3.** This section describes a rigorous version of Assumptions 3 and 5. For ease of discussion, comprehensible conditions have been introduced, though the proof will be established under weaker conditions.

**Assumption 7.** *There exists a sequence of tuples  $(\varepsilon_n, L_\kappa, U_\kappa, H_n, \rho_n)$ , whose all elements depend on  $n \in \mathbb{N}$  such that the following conditions are satisfied as  $n \rightarrow \infty$ :*

- (i)  $\varepsilon_n \rightarrow 0, \quad n^{-1/2} \lesssim \rho_n \lesssim \varepsilon_n^2,$
- (ii)  $\frac{\varepsilon_n^2(1 - nk(\rho_n + \lambda_k)\lambda_k)}{k(\rho_n + \lambda_k)\lambda_k} \lesssim \frac{k}{2} \log \frac{\varepsilon_n^2}{k(\rho_n + \lambda_k)\lambda_k}, \forall k = L_\kappa, \dots, U_\kappa$
- (iii)  $\sum_{k \in [L_\kappa+1:p]} \lambda_k \lesssim \frac{n\varepsilon_n^4}{H_n^2},$
- (iv)  $U_\kappa \log \left( \frac{H_n U_\kappa}{\varepsilon_n} \right) \lesssim n\varepsilon_n^2, \quad H_n^2 + L_\kappa^2 \gtrsim n\varepsilon_n^2.$

If logarithms are ignored and  $\sqrt{n}$  is substituted for  $H_n$ , this agrees with Assumption 5.

**A.2. Examples of Assumption 7.** We provide examples of the tuple  $(\varepsilon_n, L_\kappa, U_\kappa, H_n, \rho_n)$  satisfying Assumption 7. Note that any tuple can depend on both  $k \in [1 : p]$  and  $n \in \mathbb{N}$ .

The first example in this section is a generalized version of Example 1. In this example, the eigenvalues consist of a principal term that is exponentially decaying in  $k$  and a small noise-like term that is independent of  $k$  but dependent on  $n$ .

**Example 4.** Suppose the setup with the dimension  $p = \omega(n)$ , and set  $\tau > 1$  and  $m \in (1/6, \tau/2)$ . Consider eigenvalues  $\{\lambda_k\}_{k=1}^p$  with the following form

$$\lambda_k = \gamma_k + \nu_n,$$

where  $\{\gamma_k\}_{k=1}^p$  and  $\{\nu_n\}_{n \in \mathbb{N}}$  are sequences such that we have  $\gamma_k = \exp(-k/\tau)$  and  $n \exp\{-o(n)\} = p\nu_n = o(n)$  for any  $k$ . Then, the tuple  $(\varepsilon_n, L_\kappa, U_\kappa, H_n, \rho_n)$  with

$$H_n = \sqrt{n}, \quad L_\kappa = m \log n, \quad U_\kappa = \frac{\tau}{2} \log n, \quad \varepsilon_n = n^{-1/6\tau}, \quad \rho_n = n^{-1/2\tau}$$

satisfies Assumption 7. Also, another tuple  $(\varepsilon_n, L_\kappa, U_\kappa, H_n, \rho_n)$  with

$$H_n = \sqrt{n}k^3, \quad L_\kappa = \Theta(-2\tau W(-1/2\tau n^{1/4})) = U_\kappa, \quad \varepsilon_n = O(k/\sqrt{n}), \quad \rho_n = \log n,$$

where  $W$  denotes the Lambert  $W$  function, satisfies Assumption 7.

Another example is the case where eigenvalues have no noise-like terms. Instead, the eigenvalues have polynomial decay in  $k$ .

**Example 5.** Consider the setup with the dimension  $p = \exp(n^\beta)$  with  $0 < \beta < (\alpha - 4)/\alpha$  and  $\alpha > 6$ , and eigenvalues  $\{\lambda_k\}_{k=1}^p$  of the form

$$\lambda_k = k^{-1}.$$

Then, the tuple  $(\varepsilon_n, L_\kappa, U_\kappa, H_n, \rho_n)$  with

$$H_n = n^{(\alpha-4)/2\alpha-\beta/2}, \quad L_\kappa = n^{(\alpha-1)/2\alpha}, \quad U_\kappa = n^{(\alpha-3)/\alpha}, \quad \varepsilon_n = n^{-1/\alpha}, \quad \rho_n = n^{-2/(\alpha-1)}$$

satisfies Assumption 7.

**Example 6.** Consider the setup where the dimension  $p$  is polynomially increasing in  $n$ , and set  $\alpha > 6$ . Consider eigenvalues  $\{\lambda_k\}_{k=1}^p$  of the form

$$\lambda_k = k^{-1}.$$

Then, the tuple  $(\varepsilon_n, L_\kappa, U_\kappa, H_n, \rho_n)$  with

$$H_n = n^{(\alpha-5)/2\alpha}, \quad L_\kappa = n^{(\alpha-1)/2\alpha}, \quad U_\kappa = n^{(\alpha-3)/\alpha}, \quad \varepsilon_n = n^{-1/\alpha}, \quad \rho_n = n^{-1/2}$$

satisfies Assumption 7.

## APPENDIX B. PROOFS OF THEOREM 1 AND THEOREM 2

As Theorem 1 is proved in the same manner as the proof of Theorem 2, we only present the proof of Theorem 2. In this proof, we can assume that Assumption 7 holds, instead of Assumption 5. As Assumption 5 holds under Assumption 7, this replacement is reasonable.

Given Theorem 2.1 of [GGvdV00], the statement of Theorem 2 holds if there exists  $H_n \rightarrow \infty$  as  $n \rightarrow \infty$  such that the following three conditions are satisfied for any sufficiently large  $n$  and some constant  $C > 0$ :

$$\begin{aligned} \log \mathcal{N}(\varepsilon_n, \mathcal{P}_n, d_\varphi) &\leq n\varepsilon_n^2, \\ \Pi_{\theta, \varsigma^2}(\mathcal{P} \setminus \mathcal{P}_n \mid \widehat{\Sigma}) &\leq \exp(-(C+4)n\varepsilon_n^2), \\ \Pi_{\theta, \varsigma^2}(\{\theta, \sigma^2 : K(P^*, P_{\theta, \sigma^2}) \leq \varepsilon_n^2, V(P^*, P_{\theta, \sigma^2}) \leq \varepsilon_n^2 \mid \widehat{\Sigma}\}) &\geq \exp(-Cn\varepsilon_n^2). \end{aligned}$$

We provide several lemmas to obtain each inequality.

### B.1. Lemmas for Inequalities.

**Lemma 1.** *Suppose Assumption 7-(i,iii,iv) hold with the sequence  $\{\varepsilon_n\}_{n \in \mathbb{N}}$ . Then, we have the following for any sufficiently large  $n \in \mathbb{N}$ :*

$$\log \mathcal{N}(\varepsilon_n, \mathcal{P}_n, d_\varphi) \leq n\varepsilon_n^2.$$

*Proof of Lemma 1.* At the beginning, we decompose the covering number in (11) and obtain

$$\log \mathcal{N}(\varepsilon_n, \mathcal{P}_n, d_{\mathcal{P}}) \leq \log \mathcal{N}(\varepsilon_n, \mathcal{P}_n^1, |\cdot|) + \log \mathcal{N}(\varepsilon_n, \mathcal{P}_n^2, \|\cdot\|_{\Sigma}). \quad (16)$$

The first term is bounded by  $\log(n/\varepsilon_n)$  because the length of the interval  $\mathcal{P}_n^1$  is  $2n$  and  $n/\varepsilon_n$  open intervals of length  $2\varepsilon_n$  are sufficient to cover it.

We primarily focus on the second term of the left-hand side of (16). From Lemma 5, we obtain

$$\begin{aligned} \log \mathcal{N}(\varepsilon_n, \mathcal{P}_n^2, \|\cdot\|_{\Sigma}) &= \log \mathcal{N}(\varepsilon_n, \Sigma^{1/2} \mathcal{P}_n^2, \|\cdot\|_2) \\ &\leq \log \mathcal{N}(\varepsilon_n/2, \Sigma_{1:k}^{1/2} \mathcal{P}_n^2, \|\cdot\|_2) + \log \mathcal{N}(\varepsilon_n/2, \Sigma_{k+1:p}^{1/2} \mathcal{P}_n^2, \|\cdot\|_2) \\ &= \underbrace{\log \mathcal{N}(\varepsilon_n/2, \mathcal{P}_n^2, \|\cdot\|_{\Sigma_{1:k}})}_{=: \mathcal{N}_1} + \underbrace{\log \mathcal{N}(\varepsilon_n/2, \Sigma_{k+1:p}^{1/2} \mathcal{P}_n^2, \|\cdot\|_2)}_{=: \mathcal{N}_2}. \end{aligned}$$

For algebraic operations of the covering number, refer to Chapter 7.1 of [Tem18]. These two terms are presented separately. These two bounds are valid for any  $k \in [1 : p - 1]$ . To simplify the notation, we substitute  $\varepsilon_n/2$  into  $\varepsilon_n$ . Note that this substitution does not affect the following results.

In the following, we will bound  $\mathcal{N}_1$  and  $\mathcal{N}_2$  separately.

**Step (i): Bound  $\mathcal{N}_1$ .** In this step, we develop the bound  $\log \mathcal{N}_1 \leq n\varepsilon_n^2/2$ . We define the orthogonal matrix  $U = (\mathbf{v}_1, \dots, \mathbf{v}_p) \in \mathbb{R}^{p \times p}$ , where  $\mathbf{v}_j$  denotes the eigenvectors defined in Section 2. For any  $\mathbf{h}_1, \mathbf{h}_2 \in \mathbb{R}^p$ , it holds that

$$\begin{aligned} (\mathbf{h}_1 - \mathbf{h}_2)^{\top} \Sigma_{1:k} (\mathbf{h}_1 - \mathbf{h}_2) &= (\mathbf{h}_1 - \mathbf{h}_2)^{\top} U \text{diag}(\lambda_1, \dots, \lambda_k, 0, \dots, 0) U^{\top} (\mathbf{h}_1 - \mathbf{h}_2) \\ &= (\mathbf{h}'_1 - \mathbf{h}'_2)^{\top} \text{diag}(\lambda_1, \dots, \lambda_k, 0, \dots, 0) (\mathbf{h}'_1 - \mathbf{h}'_2), \quad \mathbf{h}'_1, \mathbf{h}'_2 \in U^{\top} \mathbb{R}^p. \end{aligned}$$

This implies that if  $k$  components of two elements  $\mathbf{h}'_1, \mathbf{h}'_2$  in  $U^{\top} \mathbb{R}^p (= \mathbb{R}^p)$  are the same, the distance  $(\mathbf{h}'_1 - \mathbf{h}'_2)^{\top} \text{diag}(\lambda_1, \dots, \lambda_k, 0, \dots, 0) (\mathbf{h}'_1 - \mathbf{h}'_2)$  is zero. As the  $p - k$  components of  $U^{\top} \mathbb{R}^p (= \mathbb{R}^p)$  can be ignored, we have

$$\begin{aligned} \mathcal{N}_1 &= \mathcal{N}(\varepsilon_n, \{\boldsymbol{\theta} \in \mathbb{R}^k : \|\boldsymbol{\theta}\|_2 \leq H_n\}, \|\cdot\|_{\check{\Sigma}_{1:k}}) \\ &\leq \mathcal{M}(\varepsilon_n, \{\boldsymbol{\theta} \in \mathbb{R}^k : \|\boldsymbol{\theta}\|_2 \leq H_n\}, \|\cdot\|_{\check{\Sigma}_{1:k}}) \\ &\leq \mathcal{M}(\varepsilon_n, [-H_n, H_n]^k, \|\cdot\|_{\check{\Sigma}_{1:k}}) \\ &=: \mathcal{M}_1, \end{aligned} \quad (17)$$

where  $\check{\Sigma}_{1:k} = \text{diag}(\lambda_1, \dots, \lambda_k)$ . The first inequality follows from the relation between the covering number and the packing number [vdVW96, GN21], and the second inequality follows from  $\{\boldsymbol{\theta} \in \mathbb{R}^k : \|\boldsymbol{\theta}\|_2 \leq H_n\} \subset [-H_n, H_n]^k$ .

Then, we develop an upper bound on  $\mathcal{M}_1$ . For this purpose, we first define a packing set of  $[-H_n, H_n]^k$ . Let  $\{\beta_1, \dots, \beta_{\mathcal{M}_1}\}$  be the  $\varepsilon_n$  packing of  $[-H_n, H_n]^k$ . It holds that

$$\bigcup_{j=1}^{\mathcal{M}_1} \left\{ \beta_j + \frac{\varepsilon_n}{2} \mathbb{B}_1 \right\} \subset [-H_n, H_n]^k + \frac{\varepsilon_n}{2} \mathbb{B}_1,$$



where  $\mathbb{B}_1$  is a unit ball in  $\mathbb{R}^k$  with a distance induced by  $\|\cdot\|_{\Sigma_{1:k}}$ . Using the relation, we obtain the following inequality:

$$\mathcal{M}_1 \text{vol} \left( \frac{\varepsilon_n}{2} \mathbb{B}_1 \right) \leq \text{vol} \left( [-H_n, H_n]^k + \frac{\varepsilon_n}{2} \mathbb{B}_1 \right),$$

where  $\text{vol}(\cdot)$  denotes the Lebesgue measure on  $\mathbb{R}^k$ . Consequently, with a constant  $c_2 > 0$ , we obtain

$$\begin{aligned} \mathcal{M}_1 &\leq \left( \text{vol} \left( \frac{\varepsilon_n}{2} \mathbb{B}_1 \right) \right)^{-1} \text{vol} \left( [-H_n, H_n]^k + \frac{\varepsilon_n}{2} \mathbb{B}_1 \right) \\ &= (\text{vol}(\mathbb{B}_1))^{-1} \text{vol} \left( \frac{2}{\varepsilon_n} [-H_n, H_n]^k + \mathbb{B}_1 \right) \\ &\leq \left( \pi^{k/2} \prod_{j=1}^k \left( \frac{1}{\sqrt{\lambda_j}} \right) \right)^{-1} \Gamma \left( \frac{k}{2} + 1 \right) \prod_{j=1}^k \left( \frac{4H_n}{\varepsilon_n} + \frac{1}{\sqrt{\lambda_j}} \right) \\ &\leq \Gamma \left( \frac{k}{2} + 1 \right) \prod_{j=1}^k \left( \frac{4H_n \sqrt{\lambda_j}}{\sqrt{\pi} \varepsilon_n} + 1 \right) \\ &\leq c_2 \Gamma \left( \frac{k}{2} + 1 \right) \left( \frac{4H_n \sqrt{\lambda_1}}{\varepsilon_n} \right)^k. \end{aligned}$$

The second inequality follows the volume of a  $k$ -dimensional ellipsoid [Wil10]. Then, we combine this result with the inequality (17) to obtain the following bound with some constant  $c_3 > 0$ :

$$\log \mathcal{N}_1 \leq k \log \left( \frac{4c_2 H_n \sqrt{\lambda_1}}{\varepsilon_n} \right) + \log \Gamma \left( \frac{k}{2} + 1 \right) \leq k \log \left( \frac{4c_2 H_n \sqrt{\lambda_1}}{\varepsilon_n} \right) + \frac{k}{2} \log \frac{k}{2} \leq c_3 \frac{n \varepsilon_n^2}{2}, \quad (18)$$

where the second inequality holds from Stirling's approximation, and the last inequality holds from Assumption 7-(iv). Finally, we bound the covering number  $\mathcal{N}_1$  to the truncation level  $k$  by bounding the volume of the hypercube.

**Step (ii): Bound  $\mathcal{N}_2$ .** Next, we consider the upper bound of  $\mathcal{N}_2$ . From the Sudakov minoration, we have

$$\log \mathcal{N}_2 = \log \mathcal{N}(\varepsilon_n, \Sigma_{k+1:p}^{1/2} \mathcal{P}_n^2, \|\cdot\|_2) \leq \varepsilon_n^{-2} \mathbb{E} \left[ \sup_{\mathbf{h} \in \Sigma_{k+1:p}^{1/2} \mathcal{P}_n^2} \mathbf{h}^\top \mathbf{Z} \right]^2, \quad (19)$$

where  $\mathbf{Z} \sim N(\mathbf{0}, I_p)$  is an independent random variable. We define  $\mathbf{Z}' := \Sigma_{k+1:p}^{1/2} \mathbf{Z}$ , where  $B_2^p$  is a unit ball in  $\mathbb{R}^p$  with respect to  $\|\cdot\|_2$ . Note that we have the following relations:

$$\mathbb{E} \left[ \sup_{\mathbf{h} \in \Sigma_{k+1:p}^{1/2} \mathcal{P}_n^2} \mathbf{h}^\top \mathbf{Z} \right] \leq \mathbb{E} \left[ \sup_{\mathbf{h} \in \mathcal{P}_n^2} \mathbf{h}^\top \mathbf{Z}' \right] = H_n \mathbb{E} \left[ \sup_{\mathbf{h} \in B_2^p} \mathbf{h}^\top \mathbf{Z}' \right] = H_n \mathbb{E} [\|\mathbf{Z}'\|_2] \leq H_n \sqrt{\mathbb{E}[\|\mathbf{Z}'\|_2^2]}$$

Using the relation  $\mathbb{E}[\|\mathbf{Z}'\|_2^2] \leq \sum_{j=1}^p \text{Var}(Z'_j) \leq \sum_{j=k+1}^p \lambda_j$  with (19), we obtain

$$\log \mathcal{N}_2 = \log \mathcal{N}(\varepsilon_n, \mathcal{P}_n^2, \|\cdot\|_{\Sigma_{k+1:p}}) \leq \frac{H_n^2}{\varepsilon_n^2} \sum_{j=k+1}^p \lambda_j \leq \frac{n\varepsilon_n^2}{2}. \quad (20)$$

The last inequality follows from Assumption 7–(iii). As an interpretation of  $\mathcal{N}_2$ , although the mapped space is of high-dimension, i.e.,  $(p - k)$  dimension, the complexity is low because the eigenvalues of the map are small.

**Step (iii): Integrate the results.** We simply combine the bounds (18) and (20) into the first inequality (16) to obtain the statement.  $\square$

**Lemma 2.** *Suppose Assumption 4 and Assumption 7–(i,iv) hold with a sequence  $\{\varepsilon_n\}_{n \in \mathbb{N}}$ . Then, for some  $C > 0$ , we have the following for any sufficiently large  $n \in \mathbb{N}$ :*

$$\Pi_{\theta, \zeta^2}(\mathcal{P} \setminus \mathcal{P}_n \mid \widehat{\Sigma}) \leq \exp(-(C + 4)n\varepsilon_n^2).$$

*Proof of Lemma 2.* We start by decomposing the prior distribution as

$$\begin{aligned} & \Pi_{\theta, \zeta^2}(\mathcal{P} \setminus \mathcal{P}_n \mid \widehat{\Sigma}) \\ & \leq \sum_{k \in [L_\kappa: U_\kappa]} \pi_\kappa(k) \left\{ \Pi_\theta(\{\boldsymbol{\theta} : \|\boldsymbol{\theta}\|_2 \geq H_n\} \mid \widehat{\Sigma}, k) + \Pi_{\zeta^2}(\{\sigma^2 : \sigma^2 \leq n^{-1}\}) + \Pi_{\zeta^2}(\{\sigma^2 : \sigma^2 \geq n\}) \right\} \\ & = \sum_{k \in [L_\kappa: U_\kappa]} \pi_\kappa(k) \Pi_\theta(\{\boldsymbol{\theta} : \|\boldsymbol{\theta}\|_2 \geq H_n\} \mid \widehat{\Sigma}, k) + \Pi_{\zeta^2}(\{\sigma^2 : \sigma^2 \leq n^{-1}\}) + \Pi_{\zeta^2}(\{\sigma^2 : \sigma^2 \geq n\}) \end{aligned} \quad (21)$$

Regarding the second and third terms on the right-hand side, because the prior for  $\sigma^2$  is inverse Gaussian, the tail decay is exponentially fast, and  $\Pi_{\zeta^2}(\{\sigma^2 : \sigma^2 \leq n^{-1}\})$  and  $\Pi_{\zeta^2}(\{\sigma^2 : \sigma^2 \geq n\})$  are bounded by  $e^{-nC_{\text{IG}}} (\lesssim e^{-n\varepsilon_n^2})$  with a constant  $C_{\text{IG}}$ .

Next, we consider the first term on the right-hand side of (21). In preparation, we rewrite the prior density  $\pi_\theta(\cdot \mid \widehat{\Sigma}, k)$ . For  $\widehat{\Sigma}_{1:k}$ , there exists a unitary matrix  $\widehat{U}$  such that  $\widehat{U}^\top \widehat{\Sigma}_{1:k} \widehat{U}$  is diagonal. Using  $\widehat{U}$ , we define  $\mathbf{u} = \widehat{U}^\top \boldsymbol{\theta}$  and  $\widetilde{\Sigma}_{1:k} = \widehat{U}^\top \widehat{\Sigma}_{1:k} \widehat{U}$ . Subsequently, we obtain the following form of the prior density for the rotated parameter  $\mathbf{u} \in \mathbb{R}^p$ :

$$\pi_\theta(\mathbf{u} \mid \widehat{\Sigma}, k) = \frac{\exp\left\{-\mathbf{u}^\top \widetilde{\Sigma}_{1:k}^\dagger \mathbf{u}\right\} \mathbf{1}\{\|\mathbf{u}\|_2 \leq R\}}{\int_{\mathbb{R}^p} \exp\left\{-\mathbf{u}'^\top \widetilde{\Sigma}_{1:k}^\dagger \mathbf{u}'\right\} \mathbf{1}\{\|\mathbf{u}'\|_2 \leq R\} d\mathbf{u}'}$$

As  $\widetilde{\Sigma}_{1:k}$  is a  $k$ -rank  $p \times p$  matrix, the lower  $(p - k)$  rows of  $\widetilde{\Sigma}_{1:k}$  are zero. Using the form, we can rewrite the first term in (21) as

$$\sum_{k \in [L_\kappa: U_\kappa]} \pi_\kappa(k) \Pi_\theta(\{\boldsymbol{\theta} : \|\boldsymbol{\theta}\|_2 \geq H_n\} \mid \widehat{\Sigma}, k) = \sum_{k \in [L_\kappa: U_\kappa]} \pi_\kappa(k) \Pi_\theta^{(k)}(\{\mathbf{u}_{1:k} : \|\mathbf{u}_{1:k}\|_2 > H_n\} \mid \widehat{\Sigma}, k),$$

where  $\mathbf{u}_{1:k} \in \mathbb{R}^k$  represents the first  $k$  elements of  $\mathbf{u}$ ,  $\widetilde{\Sigma}_{1:k}^{(k)} := \text{diag}(\widehat{\lambda}_1, \dots, \widehat{\lambda}_k)$  is the corresponding  $k \times k$  covariance matrix, and  $\Pi_\vartheta^{(k)}$  is the marginalized probability measure on  $\mathbb{R}^k$  whose density function is defined as

$$\pi_\vartheta^{(k)}(\mathbf{u}_{1:k} \mid \widehat{\Sigma}, k) = \frac{\exp\left\{-\mathbf{u}_{1:k}^\top \widetilde{\Sigma}_{1:k}^{(k)-1} \mathbf{u}_{1:k}\right\} \mathbf{1}\{\|\mathbf{u}_{1:k}\|_2 \leq R\}}{\int_{\mathbb{R}^k} \exp\left\{-\mathbf{u}'^\top \widetilde{\Sigma}_{1:k}^{-1} \mathbf{u}'\right\} \mathbf{1}\{\|\mathbf{u}'\|_2 \leq R\} d\mathbf{u}'}$$

Hence, we can rewrite the first term of (21) as

$$\sum_{k \in [L_\kappa: U_\kappa]} \pi_\kappa(k) \Pi_\vartheta^{(k)}(\{\mathbf{u}_{1:k} : \|\mathbf{u}_{1:k}\|_2 > H_n\} \mid \widehat{\Sigma}, k). \quad (22)$$

We develop an upper bound of (22). We fix  $k$  and examine  $\Pi_\vartheta^{(k)}(\{\mathbf{u}' : \|\mathbf{u}'\|_2 > H_n\} \mid \widehat{\Sigma}, k)$  with  $\mathbf{u}' = \mathbf{u}_{1:k} \in \mathbb{R}^k$ . Let  $N_{1/2} \subset B_2^k$  be the  $1/2$ -minimal covering set of the unit ball  $B_2^k \subset \mathbb{R}^k$ . We also define a Gaussian measure  $\check{\Pi}_\vartheta(\cdot) := N(\mathbf{0}, \text{diag}(\widehat{\lambda}_1, \dots, \widehat{\lambda}_k))(\cdot)$ , which is an untruncated version of  $\Pi_\vartheta^{(k)}(\cdot)$ . Because the truncated Gaussian measure  $\Pi_\vartheta^{(k)}$  has a larger mass on a centered set  $\{\mathbf{u}' : \|\mathbf{u}'\|_2 \leq H_n\}$  than the untruncated Gaussian measure  $\check{\Pi}_\vartheta$ , we obtain

$$\begin{aligned} \Pi_\vartheta^{(k)}(\{\mathbf{u}' : \|\mathbf{u}'\|_2 > H_n\} \mid \widehat{\Sigma}, k) &\leq \check{\Pi}_\vartheta(\{\mathbf{u}' : \|\mathbf{u}'\|_2 > H_n\} \mid \widehat{\Sigma}, k) \\ &\leq \check{\Pi}_\vartheta\left(\left\{\mathbf{u}' : \max_{z \in N_{1/2}} z^\top \mathbf{u}' > H_n/2\right\} \mid \widehat{\Sigma}, k\right) \\ &\leq |N_{1/2}| \max_{z \in N_{1/2}} \check{\Pi}_\vartheta(\{\mathbf{u}' : z^\top \mathbf{u}' > H_n/2\} \mid \widehat{\Sigma}, k) \\ &\lesssim |N_{1/2}| \exp\left(-\frac{H_n^2}{8\widehat{\lambda}_1}\right). \end{aligned} \quad (23)$$

The second inequality holds because Lemma 4 shows  $\|\mathbf{u}'\|_2 \leq 2 \max_{z \in N_{1/2}} z^\top \mathbf{u}'$ . The last inequality holds via the Chernoff bound with the sub-Gaussian  $z^\top \mathbf{u}'$ . Let  $\mathbf{Z} \sim N(\mathbf{0}, I_k)$ . From the Sudakov minoration as (19) and Jensen's inequality, we have

$$\begin{aligned} |N_{1/2}| &\leq \exp\left(2^2 \mathbb{E}\left[\sup_{\mathbf{h} \in B_2^k} \mathbf{h}^\top \mathbf{Z}\right]^2\right) \\ &\leq \exp(4\mathbb{E}[\|\mathbf{Z}\|_2]^2) \\ &\leq \exp(4\mathbb{E}[\|\mathbf{Z}\|_2^2]) \\ &= \exp\left(4 \sum_{j=1}^k \text{Var}(Z_j)\right) \\ &= \exp(4k). \end{aligned} \quad (24)$$

From (23) and (24), we obtain  $\Pi_{\vartheta}^{(k)}(\{\mathbf{u}' : \|\mathbf{u}'\|_2 > H_n\} \mid \widehat{\Sigma}, k) \leq \exp(4k - H_n^2/(8\widehat{\lambda}_1))$ . We substitute this result into (22) and obtain

$$\begin{aligned} \sum_{k \in [L_\kappa:U_\kappa]} \pi_\kappa(k) \Pi_{\vartheta}^{(k)}(\{\mathbf{u}_{1:k} : \|\mathbf{u}_{1:k}\|_2 > H_n\} \mid \widehat{\Sigma}, k) &\leq \sum_{k \in [L_\kappa:U_\kappa]} \pi_\kappa(k) \exp\left(4k - \frac{H_n^2}{8\widehat{\lambda}_1}\right) \\ &= \sum_{k \in [L_\kappa:U_\kappa]} \pi_\kappa(k) \exp\left(4k - \frac{\lambda_1}{\widehat{\lambda}_1} \frac{H_n^2}{8\lambda_1}\right). \end{aligned} \quad (25)$$

By Assumption 4, we have

$$\left| \frac{\widehat{\lambda}_1}{\lambda_1} - 1 \right| = \frac{|\widehat{\lambda}_1 - \lambda_1|}{\lambda_1} \leq \frac{\|\widehat{\Sigma} - \Sigma\|_{\text{op}}}{\|\Sigma\|_{\text{op}}} \leq \rho_n = o(1)$$

with a probability of at least  $1 - \ell_n$ . We apply this result to (25) and obtain the following with a probability of at least  $1 - \ell_n$ :

$$\begin{aligned} \sum_{k \in [L_\kappa:U_\kappa]} \pi_\kappa(k) \Pi_{\vartheta}^{(k)}(\{\mathbf{u}_{1:k} : \|\mathbf{u}_{1:k}\|_2 > H_n\} \mid \widehat{\Sigma}, k) &\leq \sum_{k \in [L_\kappa:U_\kappa]} \pi_\kappa(k) \exp\left(4k - (1 - \rho_n) \frac{H_n^2}{8\lambda_1}\right) \\ &\leq (U_\kappa - L_\kappa + 1) \exp\left(-L_\kappa^{-2} - (1 - \rho_n) \frac{H_n^2}{8\lambda_1}\right). \end{aligned}$$

The last inequality holds from the definition of  $\pi_\kappa(k)$ . By Assumption 7-(iv), the last term is bounded by  $\exp(-n\varepsilon_n^2)$ . Then, we obtain the statement.  $\square$

**Lemma 3.** *Suppose Assumption 4 and Assumption 7-(i, ii) hold with the sequence  $\{\varepsilon_n\}_{n \in \mathbb{N}}$ . Then, we have the following with sufficiently large  $n \in \mathbb{N}$ :*

$$\Pi_{\vartheta, \varepsilon_n^2} \left( \{(\boldsymbol{\theta}, \sigma^2) : K(P^*, P_{\boldsymbol{\theta}, \sigma^2}) \leq \varepsilon_n^2, V(P^*, P_{\boldsymbol{\theta}, \sigma^2}) \leq \varepsilon_n^2\} \mid \widehat{\Sigma} \right) \geq \exp(-Cn\varepsilon_n^2).$$

*Proof of Lemma 3.* The KL divergence  $K(P^*, P_{\boldsymbol{\theta}, \sigma^2})$  can be rewritten as

$$\begin{aligned} K(P^*, P_{\boldsymbol{\theta}, \sigma^2}) &= \int \log \left( \frac{dP^*(y, \boldsymbol{x})}{dP_{\boldsymbol{\theta}, \sigma^2}(y, \boldsymbol{x})} \right) dP^*(y, \boldsymbol{x}) \\ &= \frac{1}{2} \frac{(\sigma^*)^2}{\sigma^2} - \frac{1}{2} \log \left( \frac{(\sigma^*)^2}{\sigma^2} \right) - \frac{1}{2} + \frac{1}{2} \frac{\|\boldsymbol{\theta}^* - \boldsymbol{\theta}\|_\Sigma^2}{\sigma^2}. \end{aligned}$$

Similarly, the KL variation  $V(P^*, P_{\boldsymbol{\theta}, \sigma^2})$  is written as

$$V(P^*, P_{\boldsymbol{\theta}, \sigma^2}) = \frac{1}{2} \frac{(\sigma^*)^4}{\sigma^4} - \frac{(\sigma^*)^2}{\sigma^2} + \frac{1}{2} + \frac{(\sigma^*)^2}{\sigma^2} \frac{\|\boldsymbol{\theta}^* - \boldsymbol{\theta}\|_\Sigma^2}{\sigma^2}.$$

Hence, using the subsets  $\mathcal{B}_1 \subset \mathbb{R}_+$  and  $\mathcal{B}_2 \subset \mathbb{R}^p \times \mathbb{R}_+$  defined in (14) and (15), it holds that

$$\Pi_{\vartheta, \varepsilon_n^2} \left( \{(\boldsymbol{\theta}, \sigma^2) : K(P^*, P_{\boldsymbol{\theta}, \sigma^2}) \leq \varepsilon_n^2, V(P^*, P_{\boldsymbol{\theta}, \sigma^2}) \leq \varepsilon_n^2\} \mid \widehat{\Sigma} \right) \geq \Pi_{\vartheta, \varepsilon_n^2}(\mathcal{B}_2 \mid \mathcal{B}_1, \widehat{\Sigma}) \Pi_{\varepsilon_n^2}(\mathcal{B}_1).$$

In the following, we present lower bounds on  $\Pi_{\varepsilon_n^2}(\mathcal{B}_1)$  and  $\Pi_{\vartheta, \varepsilon_n^2}(\mathcal{B}_2 \mid \mathcal{B}_1, \widehat{\Sigma})$ .

**Step (i): Bound  $\Pi_{\zeta^2}(\mathcal{B}_1)$ .** First, we discuss a bound on  $\Pi_{\zeta^2}(\mathcal{B}_1)$ . As the logarithm has Maclaurin series  $\log(1+x) = x - \frac{x^2}{2} + o(x^2)$  for  $|x| < 1$ , we obtain

$$\begin{aligned} & \frac{(\sigma^*)^2}{\sigma^2} - \log\left(1 + \frac{(\sigma^*)^2}{\sigma^2} - 1\right) - 1 \\ &= \frac{(\sigma^*)^2}{\sigma^2} - \left\{ \frac{(\sigma^*)^2}{\sigma^2} - 1 - \frac{1}{2} \left( \frac{(\sigma^*)^2}{\sigma^2} - 1 \right)^2 \right\} - 1 + o\left( \left( \frac{(\sigma^*)^2}{\sigma^2} - 1 \right)^2 \right) \\ &= \frac{1}{2} \left( \frac{(\sigma^*)^4}{\sigma^4} - \frac{2(\sigma^*)^2}{\sigma^2} + 1 \right) + o\left( \left( \frac{(\sigma^*)^2}{\sigma^2} - 1 \right)^2 \right). \end{aligned}$$

We introduce a symbol  $\Delta = (\sigma^*)^2/\sigma^2 - 1$ . Then, we have  $\Pi_{\zeta^2}(\mathcal{B}_1) = \Pi_{\zeta^2}(\{\sigma^2 : \Delta^2/2 + o(\Delta^2) \leq \varepsilon_n^2, \Delta^2 \leq \varepsilon_n^2\})$ . The second inequality in the measure  $\Delta^2 \leq \varepsilon_n^2 (\rightarrow 0)$  implies  $\Delta^2/2 \leq \varepsilon_n^2/2$ . Thus, we have  $o(\Delta^2) \leq \varepsilon_n^2/2$  with sufficiently large  $n$ . Therefore,  $\Pi_{\zeta^2}(\mathcal{B}_1) = \Pi_{\zeta^2}(\{\sigma^2 : \Delta \leq \varepsilon_n\})$  holds with such  $n$ . Because the prior distribution of  $\sigma^2$  is an inverse Gaussian distribution, we consider the transform  $\tilde{\sigma} = \sigma^{-2}$  and obtain

$$\begin{aligned} & \Pi_{\zeta^2}(\Delta \leq \varepsilon_n) \\ &= \Pi_{\zeta^2}\left(\left\{\sigma^2 : \left|1/\sigma^2 - 1/(\sigma^*)^2\right| \leq \frac{\varepsilon_n}{(\sigma^*)^2}\right\}\right) \\ &\geq \int_{(\sigma^*)^{-2} - (\sigma^*)^{-2}\varepsilon_n}^{(\sigma^*)^{-2} + (\sigma^*)^{-2}\varepsilon_n} \tilde{\sigma}^{-1/2} e^{-\tilde{\sigma}} e^{-1/\tilde{\sigma}} d\tilde{\sigma} \\ &\geq 2(\sigma^*)^{-2}\varepsilon_n \left( (\sigma^*)^{-2} + (\sigma^*)^{-2}\varepsilon_n \right)^{-1/2} \exp\left(-(\sigma^*)^{-2} - (\sigma^*)^{-2}\varepsilon_n\right) \exp\left(\frac{-1}{(\sigma^*)^{-2} - (\sigma^*)^{-2}\varepsilon_n}\right) \\ &\geq \varepsilon_n. \end{aligned} \tag{26}$$

The first inequality follows from the transformation  $\tilde{\sigma} = \sigma^{-2}$ . In the second inequality,  $2(\sigma^*)^{-2}\varepsilon_n$  represents the integral interval length, and the other terms represent the minimum values of the integrands within the integral interval.

**Step (ii): Bound  $\Pi_{\vartheta, \zeta^2}(\mathcal{B}_2 \mid \mathcal{B}_1, \widehat{\Sigma})$ .** In the previous section, we showed that  $\sigma$  is close to the constant  $\sigma^*$  in  $\Pi_{\zeta^2}$ . To bound the probability  $\Pi_{\vartheta, \zeta^2}(\mathcal{B}_2 \mid \mathcal{B}_1, \widehat{\Sigma})$ , it is sufficient to evaluate

$$\sum_{k \in [L_\kappa: U_\kappa]} \pi_\kappa(k) \Pi_{\vartheta} \left( \{\boldsymbol{\theta} : \|\boldsymbol{\theta} - \boldsymbol{\theta}^*\|_{\widehat{\Sigma}}^2 \geq \varepsilon_n^2\} \mid \widehat{\Sigma}, k \right). \tag{27}$$

As we have  $\|\boldsymbol{\theta} - \boldsymbol{\theta}^*\|_{\widehat{\Sigma}}^2 = (\boldsymbol{\theta} - \boldsymbol{\theta}^*)^\top (\boldsymbol{\Sigma} - \widehat{\Sigma})(\boldsymbol{\theta} - \boldsymbol{\theta}^*) + (\boldsymbol{\theta} - \boldsymbol{\theta}^*)^\top \widehat{\Sigma}(\boldsymbol{\theta} - \boldsymbol{\theta}^*) \leq (\boldsymbol{\theta} - \boldsymbol{\theta}^*)^\top (\lambda_1 \rho_n \mathbf{I} + \widehat{\Sigma})(\boldsymbol{\theta} - \boldsymbol{\theta}^*)$ , the rotation by the orthogonal matrix  $\widehat{U}$  yields

$$\|\boldsymbol{\theta} - \boldsymbol{\theta}^*\|_{\widehat{\Sigma}}^2 \leq (\mathbf{u} - \mathbf{u}^*)^\top \text{diag}(\lambda_1 \rho_n + \widehat{\lambda}_1, \lambda_1 \rho_n + \widehat{\lambda}_2, \dots, \lambda_1 \rho_n + \widehat{\lambda}_p)(\mathbf{u} - \mathbf{u}^*).$$

Hence, we bound the probability in (27) as

$$\Pi_{\vartheta} \left( \{\boldsymbol{\theta} : \|\boldsymbol{\theta} - \boldsymbol{\theta}^*\|_{\widehat{\Sigma}}^2 \geq \varepsilon_n^2\} \mid \widehat{\Sigma}, k \right) \leq \Pi_{\vartheta} \left( \{\mathbf{u} : \|\mathbf{u} - \mathbf{u}^*\|_{\widehat{\Sigma}}^2 \geq \varepsilon_n^2\} \mid \widehat{\Sigma}, k \right), \tag{28}$$

where  $\tilde{\Sigma} := \text{diag}(\tilde{\lambda}_1, \dots, \tilde{\lambda}_p) := \text{diag}(\lambda_1 \rho_n + \tilde{\lambda}_1, \dots, \lambda_1 \rho_n + \tilde{\lambda}_p)$ .

We fix  $k$  and examine the right-hand side of (28). In preparation, we define  $\mathbf{u}_{1:k}$  and  $\mathbf{u}_{1:k}^*$  as  $k$ -dimensional vectors that are composed of the first  $k$  elements of  $\mathbf{u}$  and  $\mathbf{u}^*$ ,  $\mathbf{u}_{k+1:p}^*$  is the remaining part of  $\mathbf{u}^*$ , and  $\tilde{\Sigma}^{(k)} = \text{diag}(\tilde{\lambda}_1, \dots, \tilde{\lambda}_k)$ . Note that on the measure  $\Pi_\theta$ , the lower  $p - k$  elements of  $\mathbf{u}$  are zero. Consequently, we obtain

$$\|\mathbf{u} - \mathbf{u}^*\|_{\tilde{\Sigma}}^2 \leq \|\mathbf{u}_{1:k} - \mathbf{u}_{1:k}^*\|_{\tilde{\Sigma}^{(k)}}^2 + \tilde{\lambda}_k \|\mathbf{u}_{k+1:p}^*\|_2^2.$$

Recall that  $\tilde{\Sigma}_{1:k}^{(k)} = \text{diag}(\tilde{\lambda}_1, \dots, \tilde{\lambda}_k)$ , and define  $\Pi_\theta^{(k)}$  as a measure on  $\mathbb{R}^k$  by marginalizing the lower  $p - k$  elements of the support of  $\Pi_\theta$ . Using the aforementioned, we bound the term in (28) as

$$\begin{aligned} & \Pi_\theta \left( \{\mathbf{u} : \|\mathbf{u} - \mathbf{u}^*\|_{\tilde{\Sigma}}^2 \geq \varepsilon_n^2\} \mid \tilde{\Sigma}, k \right) \\ & \leq \Pi_\theta^{(k)} \left( \left\{ \mathbf{u}_{1:k} : \|\mathbf{u}_{1:k} - \mathbf{u}_{1:k}^*\|_{\tilde{\Sigma}^{(k)}}^2 \geq \varepsilon_n^2 - \tilde{\lambda}_k \|\mathbf{u}_{k+1:p}^*\|_2^2 \right\} \mid \tilde{\Sigma}, k \right) \\ & = \Pi_\theta^{(k)} \left( \left\{ \mathbf{u}_{1:k} : \|\mathbf{u}_{1:k} - \mathbf{u}_{1:k}^*\|_{\tilde{\Sigma}^{(k)}}^2 \geq \tilde{\varepsilon}_n^2 \right\} \mid \tilde{\Sigma}, k \right), \end{aligned} \quad (29)$$

where we rewrite  $\tilde{\varepsilon}_n^2 = \varepsilon_n^2 - \tilde{\lambda}_k \|\mathbf{u}_{k+1:p}^*\|_2^2$ , motivated by the facts that  $\varepsilon_n^2 \gtrsim \rho_n$  holds and  $\mathbf{u}_{k+1:p}^*$  is a bounded value as it depends only on  $\theta^*$  and  $\tilde{U}$ .

We develop an upper bound of (29). With the normalizing constant of the truncated Gaussian distribution  $C_{\text{trnc}} = \left( \int_{\mathbb{R}^k} \exp\left(-\mathbf{u}_{1:k}^\top \tilde{\Sigma}_{1:k}^{(k)-1} \mathbf{u}_{1:k} / 2\right) \mathbf{1}\{\|\mathbf{u}_{1:k}\|_2 \leq R\} d\mathbf{u}_{1:k} \right)^{-1}$ , we continue (29) as

$$\begin{aligned} & \Pi_\theta^{(k)} \left( \left\{ \mathbf{u}_{1:k} : \|\mathbf{u}_{1:k} - \mathbf{u}_{1:k}^*\|_{\tilde{\Sigma}^{(k)}}^2 \geq \tilde{\varepsilon}_n^2 \right\} \mid \tilde{\Sigma}, k \right) \\ & = C_{\text{trnc}} \int_{\{\mathbf{u}_{1:k} : \|\tilde{\Sigma}^{(k)1/2}(\mathbf{u}_{1:k}^* - \mathbf{u}_{1:k})\|_2^2 \geq \tilde{\varepsilon}_n^2\}} \exp\left(-\frac{\mathbf{u}_{1:k}^\top \tilde{\Sigma}_{1:k}^{(k)-1} \mathbf{u}_{1:k}}{2}\right) \mathbf{1}\{\|\mathbf{u}_{1:k}\|_2 \leq R\} d\mathbf{u}_{1:k}, \\ & = 1 - C_{\text{trnc}} \int_{\{\mathbf{u}_{1:k} : \|\tilde{\Sigma}^{(k)1/2}(\mathbf{u}_{1:k}^* - \mathbf{u}_{1:k})\|_2^2 < \tilde{\varepsilon}_n^2\}} \exp\left(-\frac{\mathbf{u}_{1:k}^\top \tilde{\Sigma}_{1:k}^{(k)-1} \mathbf{u}_{1:k}}{2}\right) d\mathbf{u}_{1:k} \\ & = 1 - \frac{C_{\text{trnc}}}{C_{\text{nrml}}} C_{\text{nrml}} \int_{\{\mathbf{u}_{1:k} : \|\tilde{\Sigma}^{(k)1/2}(\mathbf{u}_{1:k}^* - \mathbf{u}_{1:k})\|_2^2 < \tilde{\varepsilon}_n^2\}} \exp\left(-\frac{\mathbf{u}_{1:k}^\top \tilde{\Sigma}_{1:k}^{(k)-1} \mathbf{u}_{1:k}}{2}\right) d\mathbf{u}_{1:k}, \end{aligned} \quad (30)$$

where  $C_{\text{nrml}} := \left\{ \int_{\mathbb{R}^k} \exp\left(-\mathbf{h}^\top \tilde{\Sigma}_{1:k}^{(k)-1} \mathbf{h} / 2\right) d\mathbf{h} \right\}^{-1}$ . The second equality holds because  $\mathbf{u}_{1:k}^*$  is bounded and its  $\tilde{\varepsilon}_n$ -ball is in  $\{\mathbf{u}_{1:k} : \|\mathbf{u}_{1:k}\|_2 \leq R\}$ . Regarding the last integral in (30), because we have

$$E_B := \left\{ \mathbf{u}_{1:k} : |u_i - u_i^*| < \tilde{\varepsilon}_n / (k \tilde{\lambda}_i)^{1/2}, i = 1, \dots, k \right\} \subset E_A := \left\{ \mathbf{u}_{1:k} : \sum_{i=1}^k \tilde{\lambda}_i |u_i - u_i^*|^2 < \tilde{\varepsilon}_n^2 \right\},$$

it holds that

$$\begin{aligned}
C_{\text{nrml}} \int_{E_A} \exp\left(-\frac{\mathbf{u}_{1:k}^\top \widetilde{\Sigma}_{1:k}^{(k)-1} \mathbf{u}_{1:k}}{2}\right) d\mathbf{u}_{1:k} &\geq C_{\text{nrml}} \int_{E_B} \exp\left(-\frac{\mathbf{u}_{1:k}^\top \widetilde{\Sigma}_{1:k}^{(k)-1} \mathbf{u}_{1:k}}{2}\right) d\mathbf{u}_{1:k} \\
&\geq \prod_{i=1}^k \frac{1}{\sqrt{2\pi\widehat{\lambda}_i}} \int_{|u_i - u_i^*| < \widetilde{\varepsilon}_n / \sqrt{k\widehat{\lambda}_i}} \exp\left(-\frac{u_i^2}{2\widehat{\lambda}_i}\right) du_i \\
&\geq \prod_{i=1}^k \frac{1}{\sqrt{2\pi\widehat{\lambda}_i}} \frac{2\widetilde{\varepsilon}_n}{\sqrt{k\widehat{\lambda}_i}} \exp\left(-\frac{\widetilde{u}_i^2}{2\widehat{\lambda}_i}\right), \tag{31}
\end{aligned}$$

where  $\widetilde{u}_i := \max\{|u_i^* + \widetilde{\varepsilon}_n / (k\widehat{\lambda}_i)^{1/2}|, |u_i^* - \widetilde{\varepsilon}_n / (k\widehat{\lambda}_i)^{1/2}|\}$ . From the Hanson–Wright inequality [RV13], we obtain

$$\begin{aligned}
\frac{C_{\text{trnc}}}{C_{\text{nrml}}} &= \int_{\|\mathbf{h}\|_2 \leq R} \frac{1}{C_{\text{nrml}}} \exp\left(-\frac{\mathbf{h}^\top \widetilde{\Sigma}_{1:k}^{(k)-1} \mathbf{h}}{2}\right) d\mathbf{h} \\
&= \Phi(\|\widetilde{\Sigma}_{1:k}^{(k)1/2} \mathbf{h}\|_2 \leq R) \\
&\geq 1 - \exp\left\{-\frac{c_4}{\widehat{\lambda}_1} \left(R - \text{tr}(\widetilde{\Sigma}_{1:k}^2)\right)\right\}, \tag{32}
\end{aligned}$$

where  $\Phi$  is the standard Gaussian measure on  $\mathbb{R}^k$  (i.e., mean 0 and covariance  $I_k$ ),  $\mathbf{h}$  is a random vector distributed to  $\Phi$ , and  $c_4$  is some constant.

Using (31) and (32), we continue (30) as

$$\begin{aligned}
&\Pi_\vartheta^{(k)} \left( \left\{ \mathbf{u}_{1:k} : \|\mathbf{u}_{1:k} - \mathbf{u}_{1:k}^*\|_{\widetilde{\Sigma}^{(k)}}^2 \geq \widetilde{\varepsilon}_n^2 \mid \widehat{\Sigma}, k \right\} \right) \\
&\leq 1 - \frac{C_{\text{trnc}}}{C_{\text{nrml}}} C_{\text{nrml}} \int_{E_A} \exp\left(-\frac{\mathbf{u}_{1:k}^\top \widetilde{\Sigma}_{1:k}^{(k)-1} \mathbf{u}_{1:k}}{2}\right) d\mathbf{u}_{1:k} \\
&\leq 1 - \left[ 1 - \exp\left\{-\frac{c_4}{\widehat{\lambda}_1} \left(R - \text{tr}(\widetilde{\Sigma}_{1:k}^2)\right)\right\} \right] \prod_{i=1}^k \frac{\sqrt{2\widetilde{\varepsilon}_n}}{\sqrt{\pi k \widetilde{\lambda}_i \widehat{\lambda}_i}} \exp\left(-\frac{\widetilde{u}_i^2}{2\widehat{\lambda}_i}\right).
\end{aligned}$$

Thus, we obtain

$$\begin{aligned}
&\Pi_{\vartheta, \varsigma^2} \left( \mathcal{B}_2 \mid \mathcal{B}_1, \widehat{\Sigma} \right) \\
&\geq \sum_{k \in [L_\kappa: U_\kappa]} \pi_\kappa(k) \left( \left[ 1 - \exp\left\{-\frac{c_4}{\widehat{\lambda}_1} \left(R - \text{tr}(\widetilde{\Sigma}_{1:k}^2)\right)\right\} \right] \prod_{i=1}^k \frac{\sqrt{2\widetilde{\varepsilon}_n}}{\sqrt{\pi k \widetilde{\lambda}_i \widehat{\lambda}_i}} \exp\left(-\frac{\widetilde{u}_i^2}{2\widehat{\lambda}_i}\right) \right). \tag{33}
\end{aligned}$$

**Step (iii): Combining the result.** Finally, combining the results in (26) and (33) yields

$$\Pi_{\vartheta, \varsigma^2} \left( \left\{ (\boldsymbol{\theta}, \sigma^2) : K(P^*, P_{\boldsymbol{\theta}, \sigma^2}) \leq \varepsilon_n^2, V(P^*, P_{\boldsymbol{\theta}, \sigma^2}) \leq \varepsilon_n^2 \right\} \mid \widehat{\Sigma} \right)$$

$$\begin{aligned}
&\gtrsim \sum_{k \in [L_\kappa:U_\kappa]} \pi_\kappa(k) \left( \tilde{\varepsilon}_n \left[ 1 - \exp \left\{ -\frac{c_4}{\tilde{\lambda}_1} \left( R - \text{tr}(\tilde{\Sigma}_{1:k}^2) \right) \right\} \right] \prod_{i=1}^k \frac{\sqrt{2}\tilde{\varepsilon}_n}{\sqrt{\pi k \tilde{\lambda}_i \hat{\lambda}_i}} \exp \left( -\frac{\tilde{u}_i^2}{2\hat{\lambda}_i} \right) \right) \\
&\gtrsim \sum_{k \in [L_\kappa:U_\kappa]} \pi_\kappa(k) \tilde{\varepsilon}_n^{k+1} \frac{1}{(k \tilde{\lambda}_k \hat{\lambda}_k)^{k/2}} \exp \left( -\frac{\tilde{\varepsilon}_n^2}{k \tilde{\lambda}_k \hat{\lambda}_k} \right) \\
&\gtrsim \sum_{k \in [L_\kappa:U_\kappa]} \pi_\kappa(k) \exp \left( \frac{k+1}{2} \log \left( \frac{\tilde{\varepsilon}_n^2}{k \tilde{\lambda}_k \hat{\lambda}_k} \right) - \frac{\tilde{\varepsilon}_n^2}{k \tilde{\lambda}_k \hat{\lambda}_k} \right).
\end{aligned}$$

From the definition of  $\tilde{\lambda}_k$ , we obtain

$$\begin{aligned}
&\Pi_{\vartheta, \varsigma^2} \left( \{(\boldsymbol{\theta}, \sigma^2) : K(P^*, P_{\boldsymbol{\theta}, \sigma^2}) \leq \varepsilon_n^2, V(P^*, P_{\boldsymbol{\theta}, \sigma^2}) \leq \varepsilon_n^2\} \mid \widehat{\Sigma} \right) \\
&\gtrsim \sum_{k \in [L_\kappa:U_\kappa]} \pi_\kappa(k) \exp \left( \frac{k+1}{2} \log \left( \frac{\tilde{\varepsilon}_n^2}{k \tilde{\lambda}_k \hat{\lambda}_k} \right) - \frac{\tilde{\varepsilon}_n^2}{k \tilde{\lambda}_k \hat{\lambda}_k} \right) \\
&\gtrsim \sum_{k \in [L_\kappa:U_\kappa]} \pi_\kappa(k) \exp \left( \frac{k+1}{2} \log \left( \frac{\varepsilon_n^2}{k(\lambda_1 \rho_n + \lambda_k) \lambda_k} \right) - \frac{\varepsilon_n^2}{k(\lambda_1 \rho_n + \lambda_k) \lambda_k} \right) \\
&\gtrsim \exp(-n\varepsilon_n^2)
\end{aligned}$$

with probability at least  $1 - \ell_n$ . The last inequality holds from Assumption 7-(ii).  $\square$

### APPENDIX C. PROOF OF THEOREM 3

*Proof of Theorem 3.* Consider the event defined in Assumption 6. In this case, we note that the following holds with probability at least  $1 - \ell_n$  with  $n \in \mathbb{N}$ . Recall that the density function  $\pi^\infty$  of the distributional approximator  $\Pi^\infty$  is written as

$$\begin{aligned}
&\pi^\infty(\boldsymbol{\theta} \mid \mathcal{D}_2, \sigma^2) \\
&= \frac{\exp \left\{ -(\boldsymbol{\theta} - \Lambda_{\sigma^2}^\dagger X_2^\top X_2 \bar{\boldsymbol{\theta}}_2 / 2\sigma^2)^\top \Lambda_{\sigma^2} (\boldsymbol{\theta} - \Lambda_{\sigma^2}^\dagger X_2^\top X_2 \bar{\boldsymbol{\theta}}_2 / 2\sigma^2) \right\} \mathbf{1}\{\|\boldsymbol{\theta}\|_2 \leq R\}}{\int_{\mathbb{R}^p} \exp \left\{ -(\boldsymbol{\theta}' - \Lambda_{\sigma^2}^\dagger X_2^\top X_2 \bar{\boldsymbol{\theta}}_2 / 2\sigma^2)^\top \Lambda_{\sigma^2} (\boldsymbol{\theta}' - \Lambda_{\sigma^2}^\dagger X_2^\top X_2 \bar{\boldsymbol{\theta}}_2 / 2\sigma^2) \right\} \mathbf{1}\{\|\boldsymbol{\theta}'\|_2 \leq R\} d\boldsymbol{\theta}'} \\
&= \frac{\sum_{k \in [L_\kappa:U_\kappa]} \exp \left\{ f(k) - (\boldsymbol{\theta} - \Lambda_{\sigma^2}^\dagger X_2^\top X_2 \bar{\boldsymbol{\theta}}_2 / 2\sigma^2)^\top \Lambda_{\sigma^2} (\boldsymbol{\theta} - \Lambda_{\sigma^2}^\dagger X_2^\top X_2 \bar{\boldsymbol{\theta}}_2 / 2\sigma^2) \right\} \mathbf{1}\{\|\boldsymbol{\theta}\|_2 \leq R\}}{\int_{\mathbb{R}^p} \sum_{k \in [L_\kappa:U_\kappa]} \exp \left\{ f(k) - (\boldsymbol{\theta}' - \Lambda_{\sigma^2}^\dagger X_2^\top X_2 \bar{\boldsymbol{\theta}}_2 / 2\sigma^2)^\top \Lambda_{\sigma^2} (\boldsymbol{\theta}' - \Lambda_{\sigma^2}^\dagger X_2^\top X_2 \bar{\boldsymbol{\theta}}_2 / 2\sigma^2) \right\} \mathbf{1}\{\|\boldsymbol{\theta}'\|_2 \leq R\} d\boldsymbol{\theta}'} \\
&=: \frac{g^\infty(\boldsymbol{\theta})}{\int_{\mathbb{R}^p} g^\infty(\boldsymbol{\theta}') d\boldsymbol{\theta}'},
\end{aligned}$$

where  $g^\infty(\boldsymbol{\theta}) := \sum_{k \in [L_\kappa:U_\kappa]} \exp \left\{ f(k) - (\boldsymbol{\theta} - \Lambda_{\sigma^2}^\dagger X_2^\top X_2 \bar{\boldsymbol{\theta}}_2 / 2\sigma^2)^\top \Lambda_{\sigma^2} (\boldsymbol{\theta} - \Lambda_{\sigma^2}^\dagger X_2^\top X_2 \bar{\boldsymbol{\theta}}_2 / 2\sigma^2) \right\} \mathbf{1}\{\|\boldsymbol{\theta}\|_2 \leq R\}$ .



Also, the density of the posterior distribution given  $\mathcal{D}$  and  $\sigma^2$  has the following form:

$$\begin{aligned}
& \pi(\boldsymbol{\theta} \mid \mathcal{D}, \sigma^2) \\
&= \frac{\sum_{k \in [L_\kappa: U_\kappa]} \exp \left\{ f(k) - \frac{1}{2\sigma^2} \|X_2 \boldsymbol{\theta} - Y_2\|_2^2 - \boldsymbol{\theta}^\top \widehat{\Sigma}_{1:k}^\dagger \boldsymbol{\theta} \right\} \mathbf{1}\{\|\boldsymbol{\theta}\|_2 \leq R\}}{\int_{\mathbb{R}^p} \sum_{k \in [L_\kappa: U_\kappa]} \exp \left\{ f(k) - \frac{1}{2\sigma^2} \|X_2 \boldsymbol{\theta}' - Y_2\|_2^2 - \boldsymbol{\theta}'^\top \widehat{\Sigma}_{1:k}^\dagger \boldsymbol{\theta}' \right\} \mathbf{1}\{\|\boldsymbol{\theta}'\|_2 \leq R\} d\boldsymbol{\theta}'}, \\
&= \frac{\sum_{k \in [L_\kappa: U_\kappa]} \exp \left\{ f(k) - (\boldsymbol{\theta} - T_n^\dagger X_2^\top X_2 \bar{\boldsymbol{\theta}}_2 / 2\sigma^2)^\top T_n (\boldsymbol{\theta} - T_n^\dagger X_2^\top X_2 \bar{\boldsymbol{\theta}}_2 / 2\sigma^2) \right\} \mathbf{1}\{\|\boldsymbol{\theta}\|_2 \leq R\}}{\int_{\mathbb{R}^p} \sum_{k \in [L_\kappa: U_\kappa]} \exp \left\{ f(k) - (\boldsymbol{\theta}' - T_n^\dagger X_2^\top X_2 \bar{\boldsymbol{\theta}}_2 / 2\sigma^2)^\top T_n (\boldsymbol{\theta}' - T_n^\dagger X_2^\top X_2 \bar{\boldsymbol{\theta}}_2 / 2\sigma^2) \right\} \mathbf{1}\{\|\boldsymbol{\theta}'\|_2 \leq R\} d\boldsymbol{\theta}'}, \\
&=: \frac{g(\boldsymbol{\theta})}{\int_{\mathbb{R}^p} g(\boldsymbol{\theta}') d\boldsymbol{\theta}'}
\end{aligned}$$

where  $T_n := \widehat{\Sigma}_{1:k}^\dagger + X_2^\top X_2 / 2\sigma^2 = \widehat{\Sigma}_{1:k}^\dagger + n(X_2^\top X_2 / n) / 2\sigma^2$  and defining  $g(\boldsymbol{\theta}) := \sum_{k \in [L_\kappa: U_\kappa]} \exp \left\{ f(k) - (\boldsymbol{\theta} - T_n^\dagger X_2^\top X_2 \bar{\boldsymbol{\theta}}_2 / 2\sigma^2)^\top T_n (\boldsymbol{\theta} - T_n^\dagger X_2^\top X_2 \bar{\boldsymbol{\theta}}_2 / 2\sigma^2) \right\} \mathbf{1}\{\|\boldsymbol{\theta}\|_2 \leq R\}$ . Note that the distributions have a common support  $\{\boldsymbol{\theta} \in \mathbb{R}^p : \|\boldsymbol{\theta}\|_2 \leq R\}$ , that is, they are absolutely continuous with respect to each other.

We evaluate the discrepancy of  $\Pi(\cdot \mid \mathcal{D}, \sigma^2)$  and  $\Pi^\infty(\cdot \mid \mathcal{D}_2, \sigma^2)$  as follows. With  $B_R := \{\boldsymbol{\theta} \in \mathbb{R}^p : \|\boldsymbol{\theta}\|_2 \leq R\}$ , we obtain

$$\begin{aligned}
\|\Pi(\cdot \mid \mathcal{D}, \sigma^2) - \Pi^\infty(\cdot \mid \mathcal{D}_2, \sigma^2)\|_{\text{TV}} &= \frac{1}{2} \int_{\mathbb{R}^p} |\pi(\boldsymbol{\theta} \mid \mathcal{D}, \sigma^2) - \pi^\infty(\boldsymbol{\theta} \mid \mathcal{D}_2, \sigma^2)| d\boldsymbol{\theta} \\
&= \frac{1}{2} \int_{B_R} \left| \frac{g(\boldsymbol{\theta})}{\int_{B_R} g(\boldsymbol{\theta}') d\boldsymbol{\theta}'} - \frac{g^\infty(\boldsymbol{\theta})}{\int_{B_R} g^\infty(\boldsymbol{\theta}') d\boldsymbol{\theta}'} \right| d\boldsymbol{\theta} \\
&\leq \frac{\int_{B_R} |g(\boldsymbol{\theta}) - g^\infty(\boldsymbol{\theta})| d\boldsymbol{\theta}}{\int_{B_R} g(\boldsymbol{\theta}') d\boldsymbol{\theta}'} \\
&\leq \sup_{\boldsymbol{\theta} \in B_R} \left| 1 - \frac{g^\infty(\boldsymbol{\theta})}{g(\boldsymbol{\theta})} \right|,
\end{aligned}$$

where the first inequality follows Lemma 6 and the second inequality follows from Hölder's inequality.

Hereafter, we will prove that  $g^\infty(\boldsymbol{\theta})/g(\boldsymbol{\theta})$  goes to 1 for any  $\boldsymbol{\theta} \in B_R$ . In preparation, we define

$$\widetilde{g}(\boldsymbol{\theta}) = \exp \left\{ f(L_\kappa) - \frac{1}{2} (\boldsymbol{\theta} - \Lambda_{\sigma^2}^\dagger X_2^\top X_2 \bar{\boldsymbol{\theta}}_2 / 2\sigma^2)^\top \Lambda_{\sigma^2} (\boldsymbol{\theta} - \Lambda_{\sigma^2}^\dagger X_2^\top X_2 \bar{\boldsymbol{\theta}}_2 / 2\sigma^2) \right\},$$

then consider

$$\frac{g^\infty(\boldsymbol{\theta})}{g(\boldsymbol{\theta})} = \frac{g^\infty(\boldsymbol{\theta})/\widetilde{g}(\boldsymbol{\theta})}{g(\boldsymbol{\theta})/\widetilde{g}(\boldsymbol{\theta})}. \tag{34}$$

For the numerator in (34), we obtain

$$\begin{aligned}\frac{g^\infty(\boldsymbol{\theta})}{\tilde{g}(\boldsymbol{\theta})} &= \sum_{k \in [L_\kappa : U_\kappa]} \exp \{f(k) - f(L_\kappa)\} \\ &= 1 + \sum_{k \in [L_\kappa + 1 : U_\kappa]} \exp \{f(k) - f(L_\kappa)\}.\end{aligned}$$

For the denominator in (34), we obtain

$$\begin{aligned}\frac{g(\boldsymbol{\theta})}{\tilde{g}(\boldsymbol{\theta})} &= \frac{\sum_{k \in [L_\kappa : U_\kappa]} \exp \left\{ f(k) - (\boldsymbol{\theta} - T_n^\dagger X_2^\top X_2 \bar{\boldsymbol{\theta}}_2 / 2\sigma^2)^\top T_n (\boldsymbol{\theta} - T_n^\dagger X_2^\top X_2 \bar{\boldsymbol{\theta}}_2 / 2\sigma^2) \right\}}{\exp \left\{ f(L_\kappa) - \frac{1}{2} (\boldsymbol{\theta} - \Lambda_{\sigma^2}^\dagger X_2^\top X_2 \bar{\boldsymbol{\theta}}_2 / 2\sigma^2)^\top \Lambda_{\sigma^2} (\boldsymbol{\theta} - \Lambda_{\sigma^2}^\dagger X_2^\top X_2 \bar{\boldsymbol{\theta}}_2 / 2\sigma^2) \right\}} \\ &= 1 + \sum_{k \in [L_\kappa + 1 : U_\kappa]} \exp \left\{ f(k) - f(L_\kappa) - (\boldsymbol{\theta} - T_n^\dagger X_2^\top X_2 \bar{\boldsymbol{\theta}}_2 / 2\sigma^2)^\top T_n (\boldsymbol{\theta} - T_n^\dagger X_2^\top X_2 \bar{\boldsymbol{\theta}}_2 / 2\sigma^2) \right. \\ &\quad \left. + (\boldsymbol{\theta} - \Lambda_{\sigma^2}^\dagger X_2^\top X_2 \bar{\boldsymbol{\theta}}_2 / 2\sigma^2)^\top \Lambda_{\sigma^2} (\boldsymbol{\theta} - \Lambda_{\sigma^2}^\dagger X_2^\top X_2 \bar{\boldsymbol{\theta}}_2 / 2\sigma^2) \right\} \\ &= 1 + \sum_{k \in [L_\kappa + 1 : U_\kappa]} \exp \left[ \left\{ f(k) - f(L_\kappa) \right\} \left\{ 1 - \{ (\boldsymbol{\theta} - T_n^\dagger X_2^\top X_2 \bar{\boldsymbol{\theta}}_2 / 2\sigma^2)^\top T_n (\boldsymbol{\theta} - T_n^\dagger X_2^\top X_2 \bar{\boldsymbol{\theta}}_2 / 2\sigma^2) \right. \right. \\ &\quad \left. \left. + (\boldsymbol{\theta} - \Lambda_{\sigma^2}^\dagger X_2^\top X_2 \bar{\boldsymbol{\theta}}_2 / 2\sigma^2)^\top \Lambda_{\sigma^2} (\boldsymbol{\theta} - \Lambda_{\sigma^2}^\dagger X_2^\top X_2 \bar{\boldsymbol{\theta}}_2 / 2\sigma^2) \right\} / (f(k) - f(L_\kappa)) \right].\end{aligned}$$

Because  $f(k)$  satisfies  $|f(k) - f(L_\kappa)| = \omega(n)$  for  $k \in [L_\kappa + 1 : U_\kappa]$ , it is sufficient to show  $(\boldsymbol{\theta} - T_n^\dagger X_2^\top X_2 \bar{\boldsymbol{\theta}}_2 / 2\sigma^2)^\top T_n (\boldsymbol{\theta} - T_n^\dagger X_2^\top X_2 \bar{\boldsymbol{\theta}}_2 / 2\sigma^2) - (\boldsymbol{\theta} - \Lambda_{\sigma^2}^\dagger X_2^\top X_2 \bar{\boldsymbol{\theta}}_2 / 2\sigma^2)^\top \Lambda_{\sigma^2} (\boldsymbol{\theta} - \Lambda_{\sigma^2}^\dagger X_2^\top X_2 \bar{\boldsymbol{\theta}}_2 / 2\sigma^2) = O(n)$ , in order to prove both  $g^\infty(\boldsymbol{\theta})/\tilde{g}(\boldsymbol{\theta})$  and  $g(\boldsymbol{\theta})/\tilde{g}(\boldsymbol{\theta})$  are  $1 + o(1)$ . It is shown in the following paragraphs.

We consider a decomposition as follows:

$$\begin{aligned}& (\boldsymbol{\theta} - T_n^\dagger X_2^\top X_2 \bar{\boldsymbol{\theta}}_2 / 2\sigma^2)^\top T_n (\boldsymbol{\theta} - T_n^\dagger X_2^\top X_2 \bar{\boldsymbol{\theta}}_2 / 2\sigma^2) \\ & \quad - (\boldsymbol{\theta} - \Lambda_{\sigma^2}^\dagger X_2^\top X_2 \bar{\boldsymbol{\theta}}_2 / 2\sigma^2)^\top \Lambda_{\sigma^2} (\boldsymbol{\theta} - \Lambda_{\sigma^2}^\dagger X_2^\top X_2 \bar{\boldsymbol{\theta}}_2 / 2\sigma^2) \\ &= n \left\{ (\boldsymbol{\theta} - T_n^\dagger X_2^\top X_2 \bar{\boldsymbol{\theta}}_2 / 2\sigma^2)^\top \frac{T_n - \Lambda_{\sigma^2}}{n} (\boldsymbol{\theta} - T_n^\dagger X_2^\top X_2 \bar{\boldsymbol{\theta}}_2 / 2\sigma^2) \right. \\ & \quad \left. - (\boldsymbol{\theta} - \Lambda_{\sigma^2}^\dagger X_2^\top X_2 \bar{\boldsymbol{\theta}}_2 / 2\sigma^2)^\top \frac{\Lambda_{\sigma^2}}{n} (\boldsymbol{\theta} - \Lambda_{\sigma^2}^\dagger X_2^\top X_2 \bar{\boldsymbol{\theta}}_2 / 2\sigma^2) \right. \\ & \quad \left. + (\boldsymbol{\theta} - T_n^\dagger X_2^\top X_2 \bar{\boldsymbol{\theta}}_2 / 2\sigma^2)^\top \frac{\Lambda_{\sigma^2}}{n} (\boldsymbol{\theta} - T_n^\dagger X_2^\top X_2 \bar{\boldsymbol{\theta}}_2 / 2\sigma^2) \right\} \\ &= n \left\{ (\boldsymbol{\theta} - T_n^\dagger X_2^\top X_2 \bar{\boldsymbol{\theta}}_2 / 2\sigma^2)^\top \frac{T_n - \Lambda_{\sigma^2}}{n} (\boldsymbol{\theta} - T_n^\dagger X_2^\top X_2 \bar{\boldsymbol{\theta}}_2 / 2\sigma^2) \right. \\ & \quad \left. - (\Lambda_{\sigma^2}^\dagger X_2^\top X_2 \bar{\boldsymbol{\theta}}_2 / 2\sigma^2 - T_n^\dagger X_2^\top X_2 \bar{\boldsymbol{\theta}}_2 / 2\sigma^2)^\top \frac{\Lambda_{\sigma^2}}{n} (\Lambda_{\sigma^2}^\dagger X_2^\top X_2 \bar{\boldsymbol{\theta}}_2 / 2\sigma^2 + T_n^\dagger X_2^\top X_2 \bar{\boldsymbol{\theta}}_2 / 2\sigma^2) \right\}. \quad (35)\end{aligned}$$

Next, we focus on the second term in (35). From Hölder's inequality and the property of the operator norm, we have

$$\left( \Lambda_{\sigma^2}^\dagger X_2^\top X_2 \bar{\boldsymbol{\theta}}_2 / 2\sigma^2 - T_n^\dagger X_2^\top X_2 \bar{\boldsymbol{\theta}}_2 / 2\sigma^2 \right)^\top \frac{\Lambda_{\sigma^2}}{n} \left( \Lambda_{\sigma^2}^\dagger X_2^\top X_2 \bar{\boldsymbol{\theta}}_2 / 2\sigma^2 + T_n^\dagger X_2^\top X_2 \bar{\boldsymbol{\theta}}_2 / 2\sigma^2 \right)$$

$$\begin{aligned}
&\leq \left\| \frac{\Lambda_{\sigma^2}}{n} \left( \Lambda_{\sigma^2}^\dagger X_2^\top X_2 \bar{\boldsymbol{\theta}}_2 / 2\sigma^2 - T_n^\dagger X_2^\top X_2 \bar{\boldsymbol{\theta}}_2 / 2\sigma^2 \right) \right\|_2 \left\| \Lambda_{\sigma^2}^\dagger X_2^\top X_2 \bar{\boldsymbol{\theta}}_2 / 2\sigma^2 + T_n^\dagger X_2^\top X_2 \bar{\boldsymbol{\theta}}_2 / 2\sigma^2 \right\|_2 \\
&\leq \left\| \frac{\Lambda_{\sigma^2}}{n} \right\|_{\text{op}} \left\| \Lambda_{\sigma^2}^\dagger X_2^\top X_2 \bar{\boldsymbol{\theta}}_2 / 2\sigma^2 + T_n^\dagger X_2^\top X_2 \bar{\boldsymbol{\theta}}_2 / 2\sigma^2 \right\|_2 \left\| \Lambda_{\sigma^2}^\dagger X_2^\top X_2 \bar{\boldsymbol{\theta}}_2 / 2\sigma^2 - T_n^\dagger X_2^\top X_2 \bar{\boldsymbol{\theta}}_2 / 2\sigma^2 \right\|_2.
\end{aligned}$$

From Assumption 6, the first term in (36) is bounded as

$$\left\| \frac{\widehat{\Sigma}_{1:L_\kappa}^\dagger}{n} + \frac{X_2^\top X_2}{2n\sigma^2} \right\|_{\text{op}} \leq \left\| \frac{\widehat{\Sigma}_{1:L_\kappa}^\dagger}{n} \right\|_{\text{op}} + \left\| \frac{X_2^\top X_2}{2n\sigma^2} \right\|_{\text{op}} < \infty. \quad (36)$$

The second term in (36) is bounded as

$$\begin{aligned}
&\left\| \Lambda_{\sigma^2}^\dagger X_2^\top X_2 \bar{\boldsymbol{\theta}}_2 / 2\sigma^2 + T_n^\dagger X_2^\top X_2 \bar{\boldsymbol{\theta}}_2 / 2\sigma^2 \right\|_2 \\
&= \left\| \left( T_n^\dagger + \Lambda_{\sigma^2}^\dagger \right) X_2^\top X_2 \bar{\boldsymbol{\theta}}_2 / 2\sigma^2 \right\|_2 \\
&\leq \left\| \left( T_n^\dagger + \Lambda_{\sigma^2}^\dagger \right) X_2^\top X_2 \right\|_{\text{op}} \|\bar{\boldsymbol{\theta}}_2\|_2 / 2\sigma^2 \\
&\leq \left\| n \left( T_n^\dagger + \Lambda_{\sigma^2}^\dagger \right) \frac{X_2^\top X_2}{n} \right\|_{\text{op}} \|\bar{\boldsymbol{\theta}}_2\|_2 / 2\sigma^2 \\
&\leq \left\| \left( \frac{\widehat{\Sigma}_{1:L_\kappa}^\dagger}{n} + \frac{X_2^\top X_2}{2n\sigma^2} \right)^\dagger \frac{X_2^\top X_2}{n} \right\|_{\text{op}} \|\bar{\boldsymbol{\theta}}_2\|_2 / 2\sigma^2 + \left\| \left( \frac{\widehat{\Sigma}_{1:L_\kappa}^\dagger}{n} + \frac{X_2^\top X_2}{2n\sigma^2} \right)^\dagger \frac{X_2^\top X_2}{n} \right\|_{\text{op}} \|\bar{\boldsymbol{\theta}}_2\|_2 / 2\sigma^2,
\end{aligned}$$

and the last terms are finite by Assumption 6. The third term in (36) is also bounded in the same way.

Finally, we study the first term in (35):

$$\begin{aligned}
&\left( \boldsymbol{\theta} - T_n^\dagger X_2^\top X_2 \bar{\boldsymbol{\theta}}_2 / 2\sigma^2 \right)^\top \frac{T_n - \Lambda_{\sigma^2}}{n} \left( \boldsymbol{\theta} - T_n^\dagger X_2^\top X_2 \bar{\boldsymbol{\theta}}_2 / 2\sigma^2 \right) \\
&\leq \left\| \frac{T_n - \Lambda_{\sigma^2}}{n} \right\|_{\text{op}} \left\| \boldsymbol{\theta} - T_n^\dagger X_2^\top X_2 \bar{\boldsymbol{\theta}}_2 / 2\sigma^2 \right\|_2^2 \\
&= \left\| \frac{\widehat{\Sigma}_{L_\kappa:k}^\dagger}{n} \right\|_{\text{op}} \left\| \boldsymbol{\theta} - T_n^\dagger X_2^\top X_2 \bar{\boldsymbol{\theta}}_2 / 2\sigma^2 \right\|_2^2 \\
&\leq 2 \left\| \frac{\widehat{\Sigma}_{L_\kappa:k}^\dagger}{n} \right\|_{\text{op}} \left( \|\boldsymbol{\theta}\|_2^2 + \left\| T_n^\dagger X_2^\top X_2 \bar{\boldsymbol{\theta}}_2 / 2\sigma^2 \right\|_2^2 \right).
\end{aligned}$$

The last term is finite by Assumption 6 and the discussion in the previous paragraph. Finally, we obtain that (35) is  $O(n)$ , hence completing the proof.  $\square$

#### APPENDIX D. SUPPORTIVE RESULT

**Lemma 4.** Let  $B_2^k$  be a unit ball in  $\mathbb{R}^k$  in terms of  $\|\cdot\|_2$  and  $N_{1/2} \subset B_2^k$  be the  $1/2$ -minimal covering set of  $B_2^k$ . Then, we have  $\|\mathbf{u}\|_2 \leq 2 \max_{\mathbf{z} \in N_{1/2}} \mathbf{z}^\top \mathbf{u}$  for any  $\mathbf{u} \in \mathbb{R}^k$ .

*Proof of Lemma 4.* We simply have

$$\|\mathbf{u}\|_2 = \max_{\mathbf{h} \in B_2^k} \mathbf{h}^\top \mathbf{u} \leq \max_{\mathbf{h} \in N_{1/2}} \mathbf{h}^\top \mathbf{u} + \max_{\mathbf{h} \in \frac{1}{2}B_2^k} \mathbf{h}^\top \mathbf{u} \leq \max_{\mathbf{h} \in N_{1/2}} \mathbf{h}^\top \mathbf{u} + \frac{1}{2}\|\mathbf{u}\|_2.$$

Hence, the statement holds.  $\square$

**Lemma 5.** *Let  $S$  be a compact subset of  $\mathbb{R}^p$ ,  $A$  be  $p \times p$ -positive semi-definite matrix, and  $\delta \in \mathbb{R}_+$ . The following relation holds:*

$$\mathcal{N}(\delta, S, \|\cdot\|_A) = \mathcal{N}(\delta, A^{1/2}S, \|\cdot\|_2).$$

*Proof of Lemma 5.* In this proof, we denote  $\mathcal{N} = \log \mathcal{N}(\delta, S, \|\cdot\|_A)$  and  $\mathcal{N}' = \log \mathcal{N}(\delta, A^{1/2}S, \|\cdot\|_2)$ . Let  $\phi_1, \dots, \phi_{\mathcal{N}'}$  be a  $\delta$ -covering of  $A^{1/2}S$  with respect to  $\|\cdot\|_2$  and  $B_i$  be  $\delta$ -ball with center  $\phi_i$ . As  $\phi_i \in A^{1/2}S$ , there exists  $\psi_i$  such that  $\phi_i = A^{1/2}\psi_i$ . Let us consider any  $\xi \in S$ . Then, there exists  $\phi_i$  such that  $\|\phi_i - A^{1/2}\xi\|_2 \leq \delta$ . Hence, we have  $\|\psi_i - \xi\|_A \leq \delta$ , implying  $S \subset \bigcup_{i=1}^{\mathcal{N}'} B'_i$ , where  $B'_i$  denotes  $\|\cdot\|_A$ -metric  $\varepsilon_n$ -ball with a center  $\psi_i$  for each  $i$ . This implies that  $\psi_1, \dots, \psi_{\mathcal{N}'}$  is a  $\varepsilon_n$ -covering of  $S$ , and  $\mathcal{N} \leq \mathcal{N}'$  holds.

Similarly, let  $\phi_1, \dots, \phi_{\mathcal{N}}$  be a  $\varepsilon_n$ -covering of  $S$  with respect to  $\|\cdot\|_A$  and  $B_i$  be  $\varepsilon$ -ball with center  $\phi_i$ . Consider any  $\xi \in A^{1/2}S$ . Then, there exists  $s \in S$  such that  $A^{1/2}s = \xi$ . For such an  $s$ , there exists an  $i$  such that  $\|\phi_i - s\|_A \leq \varepsilon$ . This implies that  $\|A^{1/2}\phi_i - \xi\|_2 \leq \varepsilon$ . Thus, we have  $A^{1/2}S \subset \bigcup_{i=1}^{\mathcal{N}} B'_i$ , where  $B'_i$  denotes  $\|\cdot\|_2$ -metric  $\varepsilon$ -ball with center  $A^{1/2}\phi_i$  for each  $i$ . Hence,  $A^{1/2}\phi_1, \dots, A^{1/2}\phi_{\mathcal{N}}$  is a  $\varepsilon_n$ -covering of  $A^{1/2}S$ , and  $\mathcal{N}' \leq \mathcal{N}$  holds.  $\square$

**Lemma 6.** *Let  $f_1$  and  $f_2$  be any positive integrable functions on a measurable space  $(S, \mathcal{B}, \mu)$ . For any  $s \in S$  and  $B \in \mathcal{B}$ , the following equation holds:*

$$\frac{f_1(s)}{\int_B f_1 d\mu} - \frac{f_2(s)}{\int_B f_2 d\mu} = \frac{f_1(s) - f_2(s)}{\int_B f_1 d\mu} + \frac{\int_B (f_2 - f_1) d\mu}{(\int_B f_1 d\mu)(\int_B f_2 d\mu)} f_2(s).$$

*Proof of Lemma 6.* We simply obtain

$$\begin{aligned} \frac{f_1(s)}{\int_B f_1 d\mu} - \frac{f_2(s)}{\int_B f_2 d\mu} &= \frac{(\int_B f_2 d\mu) f_1(s) - (\int_B f_1 d\mu) f_2(s)}{(\int_B f_1 d\mu)(\int_B f_2 d\mu)} \\ &= \frac{(\int_B f_2 d\mu) f_1(s) - (\int_B f_2 d\mu) f_2(s) + (\int_B f_2 d\mu) f_2(s) - (\int_B f_1 d\mu) f_2(s)}{(\int_B f_1 d\mu)(\int_B f_2 d\mu)} \\ &= \frac{(\int_B f_2 d\mu)(f_1(s) - f_2(s))}{(\int_B f_1 d\mu)(\int_B f_2 d\mu)} + \frac{(\int_B f_2 d\mu) f_2(s) - (\int_B f_1 d\mu) f_2(s)}{(\int_B f_1 d\mu)(\int_B f_2 d\mu)}. \end{aligned}$$

$\square$

## REFERENCES

[ADL13a] Artin Armagan, David B Dunson, and Jaeyong Lee. Generalized double pareto shrinkage. *Statistica Sinica*, 23(1):119, 2013.

- [ADL<sup>+</sup>13b] Artin Armagan, David B Dunson, Jaeyong Lee, Waheed U Bajwa, and Nate Strawn. Posterior consistency in linear models under shrinkage priors. *Biometrika*, 100(4):1011–1018, 2013.
- [Alq13] Pierre Alquier. Bayesian methods for low-rank matrix estimation: short survey and theoretical study. In *Algorithmic Learning Theory: 24th International Conference, ALT 2013, Singapore, October 6-9, 2013. Proceedings 24*, pages 309–323. Springer, 2013.
- [BB06] Mark Bagnoli and Ted Bergstrom. Log-concave probability and its applications. In *Rationality and Equilibrium: A Symposium in Honor of Marcel K. Richter*, pages 217–241. Springer, 2006.
- [BCG21] Sayantan Banerjee, Ismaël Castillo, and Subhashis Ghosal. Bayesian inference in high-dimensional models. *arXiv preprint arXiv:2101.04491*, 2021.
- [BDPW17] Anindya Bhadra, Jyotishka Datta, Nicholas G Polson, and Brandon Willard. The horseshoe+ estimator of ultra-sparse signals. *Bayesian Analysis*, 12(4):1105–1131, 2017.
- [BG10] Philip J Brown and Jim E Griffin. Inference with normal-gamma prior distributions in regression problems. *Bayesian analysis*, 5(1):171–188, 2010.
- [BG18] Ray Bai and Malay Ghosh. High-dimensional multivariate posterior consistency under global–local shrinkage priors. *Journal of Multivariate Analysis*, 167:157–170, 2018.
- [BG20] Eduard Belitser and Subhashis Ghosal. Empirical bayes oracle uncertainty quantification for regression. *The Annals of Statistics*, 48(6):3113–3137, 2020.
- [BLLT20] Peter L Bartlett, Philip M Long, Gábor Lugosi, and Alexander Tsigler. Benign overfitting in linear regression. *Proceedings of the National Academy of Sciences*, 117(48):30063–30070, 2020.
- [BN20] Eduard Belitser and Nurzhan Nurushev. Needles and straw in a haystack: robust confidence for possibly sparse sequences. *Bernoulli*, 26(1):191–225, 2020.
- [Bon11] Dominique Bontemps. Bernstein von mises theorems for gaussian regression with increasing number of regressors. *The Annals of Statistics*, 39(5):2557–2584, 2011.
- [BPPD15] Anirban Bhattacharya, Debdeep Pati, Natesh S Pillai, and David B Dunson. Dirichlet–laplace priors for optimal shrinkage. *Journal of the American Statistical Association*, 110(512):1479–1490, 2015.
- [CCD<sup>+</sup>18] Victor Chernozhukov, Denis Chetverikov, Mert Demirer, Esther Duflo, Christian Hansen, Whitney Newey, and James Robins. Double/debiased machine learning for treatment and structural parameters, 2018.
- [CFSK20] Annalisa Cadonna, Sylvia Frühwirth-Schnatter, and Peter Knaus. Triple the gamma—a unifying shrinkage prior for variance and variable selection in sparse state space and tvp models. *Econometrics*, 8(2):20, 2020.

- [CL21] Niladri S Chatterji and Philip M Long. Finite-sample analysis of interpolating linear classifiers in the overparameterized regime. *The Journal of Machine Learning Research*, 22(1):5721–5750, 2021.
- [CL22] Niladri S Chatterji and Philip M Long. Foolish crowds support benign overfitting. *Journal of Machine Learning Research*, 23(125):1–12, 2022.
- [CM22] Chen Cheng and Andrea Montanari. Dimension free ridge regression. *arXiv preprint arXiv:2210.08571*, 2022.
- [CPS10] Carlos M Carvalho, Nicholas G Polson, and James G Scott. The horseshoe estimator for sparse signals. *Biometrika*, 97(2):465–480, 2010.
- [CSHvdV15] Ismaël Castillo, Johannes Schmidt-Hieber, and Aad van der Vaart. Bayesian linear regression with sparse priors. *The Annals of Statistics*, 43(5):1986–2018, 2015.
- [CvdV12] Ismaël Castillo and Aad van der Vaart. Needles and straw in a haystack: Posterior concentration for possibly sparse sequences. *The Annals of Statistics*, 40(4):2069–2101, 2012.
- [DW18] Edgar Dobriban and Stefan Wager. High-dimensional asymptotics of prediction: Ridge regression and classification. *The Annals of Statistics*, 46(1):247–279, 2018.
- [GCS<sup>+</sup>13] A. Gelman, J.B. Carlin, H.S. Stern, D.B. Dunson, A. Vehtari, and D.B. Rubin. *Bayesian Data Analysis*. Chapman and Hall/CRC, 3 edition, 2013.
- [Gew89] John Geweke. Bayesian inference in econometric models using monte carlo integration. *Econometrica*, 57(6):1317–1339, 1989.
- [GGvdV00] Subhashis Ghosal, Jayanta K Ghosh, and Aad W van der Vaart. Convergence rates of posterior distributions. *Annals of Statistics*, pages 500–531, 2000.
- [Gho97] Subhashis Ghosal. Normal approximation to the posterior distribution for generalized linear models with many covariates. *Mathematical Methods of Statistics*, 6(3):332–348, 1997.
- [Gho99] Subhashis Ghosal. Asymptotic normality of posterior distributions in high-dimensional linear models. *Bernoulli*, pages 315–331, 1999.
- [Gho00] Subhashis Ghosal. Asymptotic normality of posterior distributions for exponential families when the number of parameters tends to infinity. *Journal of Multivariate Analysis*, 74(1):49–68, 2000.
- [GN21] Evarist Giné and Richard Nickl. *Mathematical foundations of infinite-dimensional statistical models*. Cambridge university press, 2021.
- [GvdV17] Subhashis Ghosal and Aad van der Vaart. *Fundamentals of nonparametric Bayesian inference*, volume 44. Cambridge University Press, 2017.
- [HMRT22] Trevor Hastie, Andrea Montanari, Saharon Rosset, and Ryan J Tibshirani. Surprises in high-dimensional ridgeless least squares interpolation. *The Annals of Statistics*, 50(2):949–986, 2022.

- [KL17] Vladimir Koltchinskii and Karim Lounici. Concentration inequalities and moment bounds for sample covariance operators. *Bernoulli*, 23(1):110–133, 2017.
- [KZSS21] Frederic Koehler, Lijia Zhou, Danica J Sutherland, and Nathan Srebro. Uniform convergence of interpolators: Gaussian width, norm bounds, and benign overfitting. *arXiv preprint arXiv:2106.09276*, 2021.
- [LBH15] Yann LeCun, Yoshua Bengio, and Geoffrey Hinton. Deep learning. *nature*, 521(7553):436–444, 2015.
- [LC12] Lucien Le Cam. *Asymptotic methods in statistical decision theory*. Springer Science & Business Media, 2012.
- [Lou17] Andreas Loukas. How close are the eigenvectors of the sample and actual covariance matrices? In *International Conference on Machine Learning*, pages 2228–2237. PMLR, 2017.
- [LR20] Tengyuan Liang and Alexander Rakhlin. Just interpolate: Kernel “ridgeless” regression can generalize. *The Annals of Statistics*, 48(3):1329–1347, 2020.
- [LRZ20] Tengyuan Liang, Alexander Rakhlin, and Xiyu Zhai. On the multiple descent of minimum-norm interpolants and restricted lower isometry of kernels. In *Conference on Learning Theory*, pages 2683–2711. PMLR, 2020.
- [LW21] Yue Li and Yuting Wei. Minimum  $\ell_1$ -norm interpolators: Precise asymptotics and multiple descent. *arXiv preprint arXiv:2110.09502*, 2021.
- [LZG21] Zhu Li, Zhi-Hua Zhou, and Arthur Gretton. Towards an understanding of benign overfitting in neural networks. *arXiv preprint arXiv:2106.03212*, 2021.
- [MM22] Song Mei and Andrea Montanari. The generalization error of random features regression: Precise asymptotics and the double descent curve. *Communications on Pure and Applied Mathematics*, 75(4):667–766, 2022.
- [MMW17] Ryan Martin, Raymond Mess, and Stephen G Walker. Empirical bayes posterior concentration in sparse high-dimensional linear models. *Bernoulli*, 23(3):1822–1847, 2017.
- [MNS<sup>+</sup>21] Vidya Muthukumar, Adhyayan Narang, Vignesh Subramanian, Mikhail Belkin, Daniel Hsu, and Anant Sahai. Classification vs regression in overparameterized regimes: Does the loss function matter? *The Journal of Machine Learning Research*, 22(1):10104–10172, 2021.
- [NAI22] Shogo Nakakita, Pierre Alquier, and Masaaki Imaizumi. Dimension-free bounds for sum of dependent matrices and operators with heavy-tailed distribution. *arXiv preprint arXiv:2210.09756*, 2022.
- [NI22] Shogo Nakakita and Masaaki Imaizumi. Benign overfitting in time series linear model with over-parameterization. *arXiv preprint arXiv:2204.08369*, 2022.
- [NJG20] Bo Ning, Seonghyun Jeong, and Subhashis Ghosal. Bayesian linear regression for multivariate responses under group sparsity. *Bernoulli*, 26(3):2353–2382, 2020.

- [NR23] Lizhen Nie and Veronika Ročková. Bayesian bootstrap spike-and-slab lasso. *Journal of the American Statistical Association*, 118(543):2013–2028, 2023.
- [PC08] Trevor Park and George Casella. The bayesian lasso. *Journal of the American Statistical Association*, 103(482):681–686, 2008.
- [PKH23] Randall Pruim, Daniel Kaplan, and Nicholas Horton. *mosaicData: Project MO-SAIC Data Sets*, 2023. R package version 0.20.4.
- [RG14] Veronika Ročková and Edward I George. Emvs: The em approach to bayesian variable selection. *Journal of the American Statistical Association*, 109(506):828–846, 2014.
- [RV13] Mark Rudelson and Roman Vershynin. Hanson-wright inequality and sub-gaussian concentration. *Electronic Communications in Probability*, 18:1–9, 2013.
- [SGWH20] Y Shen, C Gao, D Witten, and F Han. Optimal estimation of variance in nonparametric regression with random design. *The annals of statistics*, 2020.
- [SL22] Qifan Song and Faming Liang. Nearly optimal bayesian shrinkage for high-dimensional regression. *Science China Mathematics*, pages 1–34, 2022.
- [SvdVvZ13] BT Szabó, AW van der Vaart, and JH van Zanten. Empirical bayes scaling of gaussian priors in the white noise model. *Electronic Journal of Statistics*, 7:991–1018, 2013.
- [TB20] Alexander Tsigler and Peter L Bartlett. Benign overfitting in ridge regression. *arXiv preprint arXiv:2009.14286*, 2020.
- [Tem18] Vladimir Temlyakov. *Multivariate approximation*, volume 32. Cambridge University Press, 2018.
- [THAB19] Brian Trippe, Jonathan Huggins, Raj Agrawal, and Tamara Broderick. Lr-glm: High-dimensional bayesian inference using low-rank data approximations. In *International Conference on Machine Learning*, pages 6315–6324. PMLR, 2019.
- [TI23] Toshiki Tsuda and Masaaki Imaizumi. Benign overfitting of non-sparse high-dimensional linear regression with correlated noise. *arXiv preprint arXiv:2304.04037*, 2023.
- [TW05] Tiejun Tong and Yuedong Wang. Estimating residual variance in nonparametric regression using least squares. *Biometrika*, 92(4):821–830, 2005.
- [vdPKvdV14] Stéphanie L van der Pas, Bas JK Kleijn, and Aad W van der Vaart. The horseshoe estimator: Posterior concentration around nearly black vectors. *Electronic Journal of Statistics*, 8(2):2585–2618, 2014.
- [vdVW96] Aad W van der Vaart and Jon A Wellner. *Weak Convergence and Empirical Processes*, volume 126. Springer New York, 1996.
- [Ver18] Roman Vershynin. *High-dimensional probability: An introduction with applications in data science*, volume 47. Cambridge university press, 2018.



- [Wai19] Martin J Wainwright. *High-dimensional statistics: A non-asymptotic viewpoint*, volume 48. Cambridge university press, 2019.
- [WBCL08] Lie Wang, Lawrence D Brown, T Tony Cai, and Michael Levine. Effect of mean on variance function estimation in nonparametric regression. *The Annals of Statistics*, 36(2):646–664, 2008.
- [WDY21] Guillaume Wang, Konstantin Donhauser, and Fanny Yang. Tight bounds for minimum l1-norm interpolation of noisy data. *arXiv preprint arXiv:2111.05987*, 2021.
- [Wil10] A John Wilson. Volume of n-dimensional ellipsoid. *Scientia Acta Xaveriana*, 1(1):101–6, 2010.
- [WNNY23] Teng Wu, Naveen N. Narisetty, and Yun Yang. Statistical inference via conditional bayesian posteriors in high-dimensional linear regression. *Electronic Journal of Statistics*, 17(1):769–797, 2023.
- [Yan19] Dana Yang. Posterior asymptotic normality for an individual coordinate in high-dimensional linear regression. *Electronic Journal of Statistics*, 13:3082–3094, 2019.
- [Zel86] Arnold Zellner. On assessing prior distributions and bayesian regression analysis with g-prior distributions. *Bayesian inference and decision techniques*, 1986.
- [Zhi21] Nikita Zhivotovskiy. Dimension-free bounds for sums of independent matrices and simple tensors via the variational principle. *arXiv preprint arXiv:2108.08198*, 2021.
- [ZZ14] Cun-Hui Zhang and Stephanie S Zhang. Confidence intervals for low dimensional parameters in high dimensional linear models. *Journal of the Royal Statistical Society: Series B: Statistical Methodology*, pages 217–242, 2014.