

A revised comparison of distant and nearby solar twins

CHARLES R. COWLEY¹ AND ROBERT E. STENCEL²

¹*Department of Astronomy, University of Michigan, 1085 S. University, Ann Arbor, MI 48109-1107
orcid:0000-0001-9837-3662*

²*Chamberlin Observatory, University of Denver, 2930 E Warren Ave., Denver, CO 80210, USA,
orcid:0000-0001-8217-9435
e-mail: robert.stencel@du.edu*

ABSTRACT

Properties of solar twins (Lehmann et al. 2023) at kiloparsec distances from the local standard of rest (LSR) are compared to solar twins within 100 pc of the Sun. They have velocity distributions closely similar to those of the nearby twins, in addition to closely matching T_{eff} , $\log(g)$ and $[Fe/H]$. The new twins are at slightly higher galactic latitudes, and are somewhat closer to the Galactic center. Additionally, they may be significantly older than nearby solar twins.

Keywords: stars: abundances – stars: solar-type – Galaxy: abundances – Galaxy: solar neighborhood

1. DISTANT SOLAR TWINS

Solar twins have been discussed extensively in the literature (see Bedell, et al. 2018, henceforth, BD18). The BD18 stars are all within 100 pc of the Sun. In this note we discuss potential distant twins or analogues as investigated by Lehmann et al. (2022, 2023) and Liu et al. (2022). The authors designate their work SDST (Survey for Distant Solar Twins). Twins and analogues are defined in their work by limits on effective temperature, surface gravity, and $[Fe/H]$,¹ with kiloparsec distances—far greater than for twins previously investigated.

A goal of SDST was to provide observations that might detect variations in the fine structure constant over kiloparsec distances. Murphy et al. (2022) give an introduction to the problem of fine structure variation and the proposed investigation method using sunlike spectra.

SDST explored one sharply limited direction of the Galaxy, an area of only 3.02 square degrees, in the direction of Galactic longitude 330.0 deg, latitude 16.55 deg. The survey yielded 877 candidate stars with Gaia DR3

distances $483 \leq d \leq 5425$ (mean=1933) pc. Twenty of the 877 stars were designated as twins and 299 as solar analogues.

2. SIGHTLINE

Figure 1 is a plot of Z -values of the 877 SDST stars vs. $\rho = \sqrt{(X^2 + Y^2)}$, where the origin of the coordinates is located at the mean sun position. The line of sight is out of the plane, the most distant of the 877 stars is $Z = 1495$ pc. The ρ values of the 20 solar twins are indicated by the blue arrows. This sightline encroaches on the so-called thick disk. The idea of a thick galactic disk was proposed by Abadi et al. (2003) – see also Prantzos et al. (2023) – to describe ‘accretion debris’ from galactic mergers. A scale height of 1.5 kpc would be seen at a distance of 4.5 kpc, for objects observed at galactic latitude 16 degrees. The Lehmann sample includes a few objects between 4.5 and 5.5 kpc distance and thus, could include thick disk components with potentially altered composition.

The vertical scatter in Figure 1 is partially due to small differences in the line of sight to the SDST stars, and partially due to errors in the Gaia parallaxes (ϖ and $\Delta\varpi$). It is beyond the

¹ We use the notation $[Y/X] = \log(Y/X)_{\text{star}} - \log(Y/X)_{\text{Sun}}$

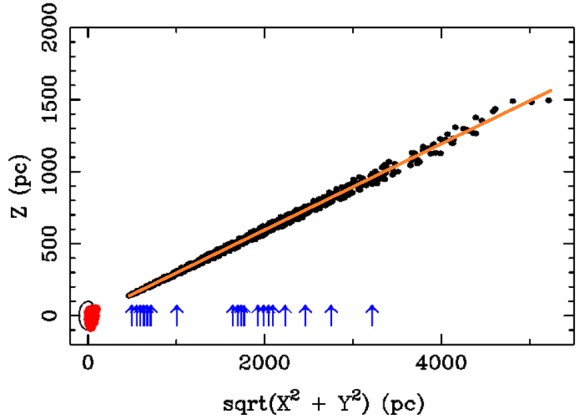


Figure 1. Z-values vs. $\sqrt{X^2 + Y^2}$ for 877 SDST stars (black filled circles). The red clump in the lower left corner are the 79 BD18 stars, mostly with velocities less than 63 km/sec. The orange line through the SDST points shows their alignment which departs very slightly for the most distant stars. See text for further discussion.

scope of this paper to explore the latter in detail (see Luri et al. 2018). A naive interpretation of the distance errors, however, between $1/(\varpi + \Delta\varpi)$ and $1/(\varpi - \Delta\varpi)$ would lead to far greater scatter than is seen in Figure 1.

3. KINEMATICS: VELOCITIES

We have computed the velocities of the 20 twins and all 877 of the SDST stars, and compared them with the kinematical properties of sets of solar twins discussed by Cowley & Yüce (2022, henceforth, CY22) notably, 79 stars with precision differential abundances from BD18, which we consider definitive twins for the local solar neighborhood. Because the SDST twins are in a different region of the Galaxy, and at significantly greater distances than those of the BD18 sample, we focus on the velocities relative to the LSR; the distribution of stars in physical space is distinct by definition (see Figure 2).

We also consider the velocities in the Z-direction with the help of Figure 3.

Finally, it is of interest to examine the distributions of velocity in the phase space of kinetic energy (per unit mass) vs. L_Z , the Z-component of the angular momentum (per unit mass). The solid line is part of a parabola that describes the locus of circular orbits near the Sun. Both the

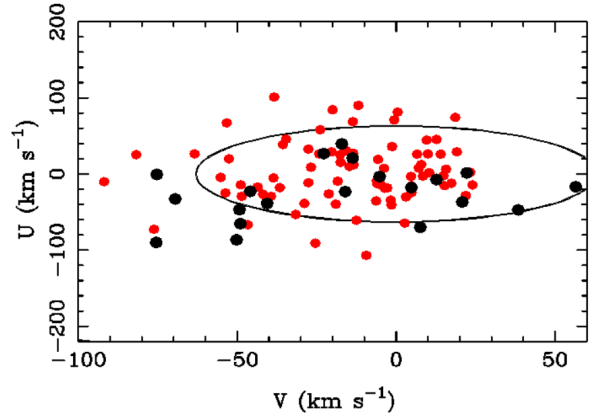


Figure 2. Velocities with respect to the LSR of solar twins, near (BD18, red) and distant (SDST, black) from the solar neighborhood, showing little difference in the distribution of the two sets of stars. The circle has a radius of 63 km sec^{-1} . It is distorted because of the different U and V scales.

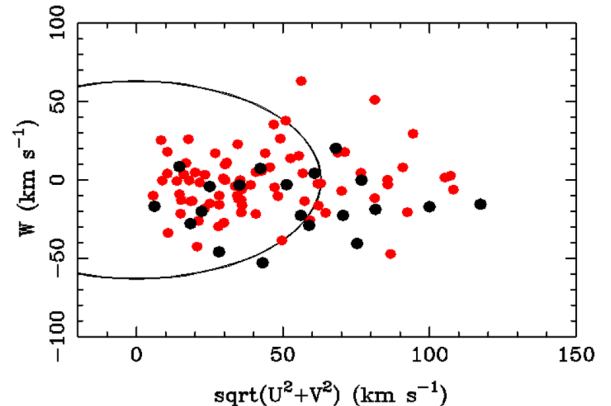


Figure 3. Velocities with respect to the LSR in the Z and XY directions. The similarity of the BD18 (red) and SDST (black) distributions is clear.

BD18 and SDST points adhere closely to that line.

We conclude that the velocity kinematics of the 20 SDST distant twins are closely similar to BD18 objects.

4. AGES

Both the BD18 and SDST ages were computed using the q2 algorithm of Ramírez et al. (2014). The mean age differences are of interest. For 12 twins from the BD18 stars, CY22 found a mean age of 4.86 Gyr (see their Table 2). In CY22, four other sources of 12 twins were

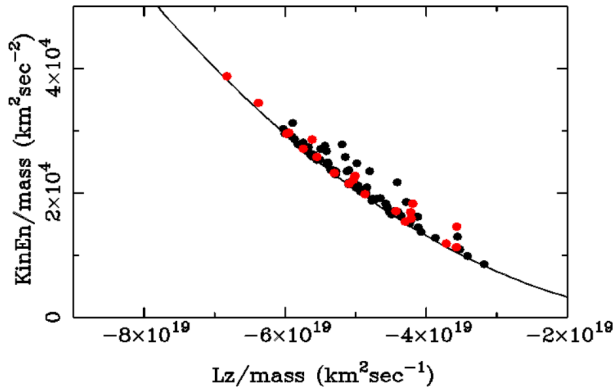


Figure 4. BD18 and SDST velocities in phase space.

discussed, with mean ages computed for this paper. These ages are: 4.01 (Delgado Mena et al. 2019), 4.42 (Liu et al. 2022) 4.78 (Brewer et al. 2016), and 3.96 Gyr (Nissen 2015). The average of these five means is 4.41 Gyr. We take 1.5 Gyr as a working, conservative uncertainty of an individual twin’s age—roughly a standard deviation (see Delgado Mena et al. (2019) and CY22). Dividing these $N - 1$ values by $\sqrt{(11)} = 3.32$, these give an uncertainty of 0.45 Gyr for the mean. Altogether, we may say that solar twins

in the solar neighborhood have a mean age of 4.43 ± 0.45 Gyr.

The mean distance of the 20 distant twins from the Galactic center is 6.72 ± 0.65 kpc. They have a mean age of 8.35 Gyr and if we again use 1.5 Gyr as a typical uncertainty, the uncertainty of this mean is $1.5\sqrt{(19)} = 0.34$ Gyr. So the distant twins have a mean age of 8.35 ± 0.34 Gyr. The mean age of the near twins plus 2 sigma is 5.25 Gyr while the mean age of the distant twins minus 2 sigma is 7.69, leaving a substantial gap.

Judging by conservative estimates for the random errors, the distant twins are significantly ($> 2\sigma$) older than the nearby ones. However, the typically larger *systematic* errors could change that conclusion.

5. SUMMARY

The distant solar twins of the SDST studies have very similar velocity distributions to those of the classic BD18 stars in the solar neighborhood, supporting their validity as solar twins, and supporting their use in the investigation of possible variations in the fine structure constant. An age difference in the near and distant twins is of interest because of a possible connection with galactic chemical evolution, and/or violation of the Vogt-Russell theorem (Russell 1931).

REFERENCES

- Abadi, M., Navarro, J., Steinmetz, M., Eke, V. 2003 ApJ 591, 499. doi:10.1086/375512
- Bedell M., Bean J. L., Meléndez J., et al., 2018 ApJ 865, 68. doi:10.3847/1538-4357/aad908(BD18)
- Brewer, J. M., Fischer, D. A., Valenti, J. A., et al. 2016 ApJS225 32. doi:10.3847/0067-0049/225/2/32 (BR)
- Cowley C. R., Yüce K., 2022 MNRAS 512, 3684. doi:10.1093/mnras/stac637 (CY22)
- Delgado Mena E., Moya A., Adibekyan V., et al., 2019, A&A, 624, A78. doi:10.1051/0004-6361/201834783
- Lehmann, C., Murphy, M. T., Liu, F., et al. 2022 MNRAS512, 11. doi:10.1093/mnras/stac421 (SDST I)
- Lehmann, C., Murphy, M. T., Liu, F., et al. 2023 MNRAS521, 148. doi:10.1093/mnras/stad381 (SDST III)
- Liu, F., Murphy, M. T., Lehmann, C., et al. 2022 MNRAS517, 5569. doi:10.1093/mnras/stac3033
- Luri, X., Brown, A. G. A., Sarro, L. M., et al. 2018 A&A616, A9. doi:10.1051/0004-6361/201832964
- Murphy, M. T., Berke, D. A., Liu, F., et al. 2022 Science 378, 634. doi:10.1126/science.abi9232
- Nissen, P. E. 2015 A&A579, A52. doi:10.1051/0004-6361/201526269
- Prantzos, N., Abia, C., Chen, T. et al. 2023 <https://arxiv.org/pdf/2305.13431.pdf>
- Ramírez, I., Meléndez, J., Bean, J., et al. 2014 A&A572, A48. doi:10.1051/0004-6361/201424244
- Russell, H.N. 1931 MNRAS 91, 951, doi.org/10.1093/mnras/91.9.951.
- Spina L., Meléndez J., Karakas A. I., et al., 2018 MNRAS 474, 2580. doi:10.1093/mnras/stx2938