

MOMENT-BASED ADJUSTMENTS OF STATISTICAL INFERENCE IN HIGH-DIMENSIONAL GENERALIZED LINEAR MODELS

KAZUMA SAWAYA[†], YOSHIMASA UEMATSU[‡], MASA AKI IMAIZUMI^{†‡}

[†]*The University of Tokyo,*

[‡]*Hitotsubashi University,*

[‡]*RIKEN Center for Advanced Intelligence Project*

ABSTRACT. We developed a statistical inference method applicable to a broad range of generalized linear models (GLMs) in high-dimensional settings, where the number of unknown coefficients scales proportionally with the sample size. Although a pioneering inference method has been developed for logistic regression, which is a specific instance of GLMs, we cannot apply this method directly to other GLMs because of unknown hyper-parameters. In this study, we addressed this limitation by developing a new inference method designed for a certain class of GLMs. Our method is based on the adjustment of asymptotic normality in high dimensions and is feasible in the sense that it is possible even with unknown hyper-parameters. Specifically, we introduce a novel convex loss-based estimator and its associated system, which are essential components of inference. Next, we devise a moment-based method for estimating the system parameters required by the method. Consequently, we construct confidence intervals for GLMs in a high-dimensional regime. We prove that our proposed method has desirable theoretical properties, such as strong consistency and exact coverage probability. Finally, we experimentally confirmed its validity.

1. INTRODUCTION

For a pair (\mathbf{X}, Y) of p -dimensional random features \mathbf{X} and random responses Y , we consider the following generalized linear model (GLM):

$$\mathbb{E}[Y \mid \mathbf{X} = \mathbf{x}] = g(\mathbf{x}^\top \boldsymbol{\beta}), \quad \forall \mathbf{x} \in \mathbb{R}^p, \quad (1)$$

where $g : \mathbb{R} \rightarrow \mathbb{R}$ is an inverse link function that monotonically increases, and $\boldsymbol{\beta} = (\beta_1, \dots, \beta_p)^\top \in \mathbb{R}^p$ is an unknown deterministic coefficient vector. The GLM is one of the most popular classes of statistical models, including linear regression, logistic regression, Poisson regression, and others.

Recently, a high-dimensional regime has been studied. We are particularly interested in the proportional limit of the coefficient dimension $p \equiv p(n)$ and sample size n :

$$n, p(n) \rightarrow \infty \text{ and } p(n)/n \rightarrow \exists \kappa \in (0, \infty). \quad (2)$$

Date: May 24, 2024, Contact: sawaya@g.ecc.u-tokyo.ac.jp.

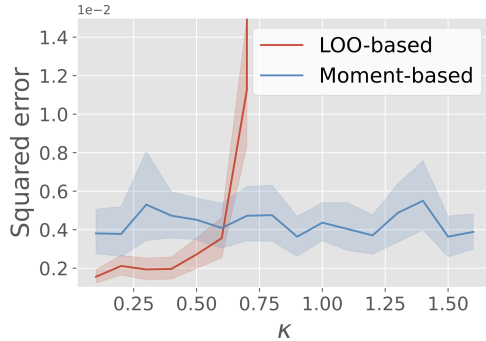


FIGURE 1. Squared estimation error of the LOO-based method and our proposed method, in the Poisson regression. The LOO-based method is our extension of the existing method; see Section A.4.

In this setup, the GLM and its special cases have been actively studied, e.g., [3, 4, 5, 19, 37, 42, 46].

Our interest lies in the statistical inference, such as hypothesis tests and constructing confidence intervals, of the unknown coefficient $\beta \equiv \beta(n)$ in the regime of (2). The statistical inference of β is essential in many applied studies and has been discussed by many authors [10, 13, 20, 32, 36, 42, 43, 47, 48]. Particularly, a seminal study, [42] developed an inferential methodology for logistic regression by adjusting test statistics of a maximum likelihood estimator using a *state evolution* (SE) system, which is induced by an optimization algorithm for estimation. This system characterizes some parameters related to the bias caused by high dimensionality. [52] extends the approach to handling features with a general covariance structure. [39] theoretically characterizes regularized estimators for the logistic regression. [51] proposes a leave-one-out (LOO)-based estimator for a hyper-parameter needed for the SE system. We review them in Section 2.2.

Despite the development of inferential frameworks for logistic regression, we cannot directly apply them to the other GLMs. This is for the following reasons. First, we need to obtain a valid SE system for GLMs but it is nontrivial. Second, the existing estimator of hyper-parameters in the SE system is often numerically unstable in high dimensions (e.g. large κ). This is because it relies on statistics that diverge in the large κ , i.e., the inverse of the minimum eigenvalue of the Wishart matrix and an estimator for β . To illustrate this, we plot errors of existing LOO-based methods, an extension of SLOE [51], in Figure 1.

We develop a statistical method of inference for GLMs in the high-dimensional regime (2), which is applicable in the presence of unknown parameters in the SE system of GLMs. First, we derive a new SE system for GLMs, by employing a *surrogate loss* for estimation of GLMs. Second, we develop a *moment-based adjustment*, which estimates parameters of the SE system using moments. Consequently, we achieve a valid statistical inference for general GLMs.

Our contributions are summarized as follows:

- We derive the new SE system, which describes an asymptotic behavior of a general class of GLMs, by utilizing a convex surrogate loss and an *approximate message passing* approach.
- We develop a moment-based method for estimating hyper-parameters in the SE system by using an additive form of GLMs. This estimator is numerically stable because it depends neither on the inverse of high-dimensional matrices nor on the estimator of $\boldsymbol{\beta}$, unlike the existing methods.
- We develop the statistical inference method for GLMs in a high-dimensional setting. The method is an extension of the adjustment method for asymptotic normality only for logistic regression. We also prove its asymptotic validity; specifically, the proposed confidence interval asymptotically achieves the exact coverage probability.

1.1. **Related Works.** Statistical estimation and inference in the high-dimensional regime (2) have been actively studied. For example, linear models are considered by [4, 18, 19, 23, 33, 34, 45, 46]; logistic regression models are by [42, 43], and others [5, 29, 40, 44]. In particular, [3] presented theoretical results on GLM estimation errors and learnability. Its Bayesian model formulation is essentially the same as ours, but the scope of that paper is different; we suppose that the hyperparameters are unknown and propose an estimation method, leading to feasible statistical inference for real data analyses.

For the hyper-parameter estimation problem in SE-based inference, *ProbeFrontier* by [42] was the first heuristic approach in the logistic regression case. This method estimates the hyper-parameters of SE systems based on the phase transition property of the maximum likelihood estimators for logistic regression. [51] improves ProveFrontier based on another representation of the SE system and the approximation of LOO technique [19]. As we will see in Section A.4, SLOE yields large estimation errors when the ratio p/n is close to one. [5] provides an inference framework that allows valid inference even if the link function is unknown when $\text{Var}(\mathbf{X}^\top \boldsymbol{\beta}) = 1$. For a classification problem, [30, 31, 41] established a feasible method applicable for inference using prior knowledge of the covariance matrix of the covariate.

Various theoretical tools have been proposed for analyzing statistical models in the regime (2), including (i) approximate message passing (AMP) algorithms [4, 8, 16], (ii) convex Gaussian minimax theorem [45, 46], (iii) leave-one-out techniques [19], (iv) second-order Poincaré inequalities [12], and (v) second-order Stein’s formulae [6, 7]. In addition to (i), [37] proposed generalized AMP applicable to GLMs. We use this to characterize the asymptotic behavior of an estimator of GLMs.

In a high-dimensional regime different from (2), statistical inferences under sparse conditions have also been studied. [9, 22, 25, 28, 39] considered a statistical inference for a coefficient vector of high-dimensional GLMs. [24] proposed a goodness-of-fit testing for the GLM models.

1.2. **Notation.** Define $\mathbb{R}_+ = (0, \infty)$. For a vector $\mathbf{b} = (b_1, \dots, b_p) \in \mathbb{R}^p$, b_j denotes a j -th element of \mathbf{b} for $j = 1, \dots, p$. For function $f : \mathbb{R} \rightarrow \mathbb{R}$, $f'(\cdot)$ denotes the derivative of $f(\cdot)$. We

say $f(\cdot)$ is C -Lipschitz with $C > 0$ if $f(\cdot)$ is Lipschitz continuous and its Lipschitz constant is C . For any convex function $f : \mathbb{R} \rightarrow \mathbb{R}$ and constant $\eta > 0$, we define the proximal operator $\text{prox}_{\eta f} : \mathbb{R} \rightarrow \mathbb{R}$ as $\text{prox}_{\eta f}(x) = \arg \min_{z \in \mathbb{R}} \{\eta f(z) + (x - z)^2/2\}$.

2. PRELIMINARY

We discuss the basic concept of GLM and review the statistical inference framework for logistic regression in the high-dimensional settings 2 based on a state evolution (SE) system.

2.1. Generalized Linear Model. Suppose that we observe i.i.d. n pairs $\{(\mathbf{X}_i, Y_i)\}_{i=1}^n$ of a feature vector $\mathbf{X}_i \equiv \mathbf{X}_i(n) \in \mathbb{R}^p$ and a target variable $Y_i \equiv Y_i(n) \in \mathcal{Y}$ that follow the GLM (1), where \mathcal{Y} is a response space, such as $\mathbb{R}, \mathbb{R}_+, \{0, 1\}, \{0, 1, 2, \dots\}$, and so on. Hereafter, we drop the dependence on n whenever it is clear from context. We assume that the feature vector is generated independently from $\mathbf{X}_i \sim \mathcal{N}_p(\mathbf{0}, \Sigma)$ using the covariance matrix $\Sigma \equiv \Sigma(n) \in \mathbb{R}^{p \times p}$. The GLM can represent several models by specifying the inverse link function $g(\cdot)$ and distribution of Y_i for a given \mathbf{X}_i : for example, $Y_i | \mathbf{X}_i \sim \text{Ber}(g(\mathbf{X}_i^\top \boldsymbol{\beta}))$ with $g(t) = 1/(1 + \exp(-t))$ for the logistic regression model, and $Y_i | \mathbf{X}_i \sim \text{Pois}(g(\mathbf{X}_i^\top \boldsymbol{\beta}))$ with $g(t) = \exp(t)$ for the Poisson regression model.

If a random variable $Y_i | \mathbf{X}_i$ has a density function (continuous case) or a mass function (discrete case) $f(\cdot | \mathbf{X}_i)$, then the maximum likelihood estimator (MLE) of $\boldsymbol{\beta}$ is defined as

$$\hat{\boldsymbol{\beta}}^{\text{MLE}}(n) = \arg \max_{\boldsymbol{\beta} \in \mathbb{R}^p} \sum_{i=1}^n \log f(Y_i | \mathbf{X}_i). \quad (3)$$

In a low-dimensional setting where $n \rightarrow \infty$ with fixed $p < \infty$, the MLE $\hat{\boldsymbol{\beta}}^{\text{MLE}}$ asymptotically obeys the normal distribution, $\sqrt{n}(\hat{\boldsymbol{\beta}}^{\text{MLE}} - \boldsymbol{\beta}) \xrightarrow{d} \mathcal{N}_p(\mathbf{0}, \mathcal{I}_{\boldsymbol{\beta}}^{-1})$, where $\mathcal{I}_{\boldsymbol{\beta}}$ is the Fisher information matrix at the true coefficient $\boldsymbol{\beta}$. Once the matrix is estimated consistently, we can consider the inference of $\boldsymbol{\beta}$ conventionally. By contrast, this classical approach is no longer valid in a proportionally high-dimensional setting (2), as presented in [42].

2.2. State Evolution (SE)-based Inference: Logistic Regression Case. For a logistic regression, [42, 52] developed an inferential framework under the high-dimensional regime (2). Specifically, the studies showed that a properly corrected MLE is asymptotically normally distributed. That is, as $n, p(n) \rightarrow \infty$ with $p(n)/n \rightarrow \kappa \in (0, 1)$, we have the following for any $j = 1, \dots, p$ satisfying $\sqrt{n}\tau_j\beta_j = O(1)$ if the MLE exists:

$$\frac{\sqrt{n}(\hat{\beta}_j^{\text{MLE}} - \mu\beta_j)}{\sigma/\tau_j} \xrightarrow{d} \mathcal{N}(0, 1), \quad (4)$$

where $\tau_j^2 := \text{Var}(X_{ij} \mid \mathbf{X}_{i \setminus j})$ is the conditional variance of the j -th element of \mathbf{X}_i given $\mathbf{X}_{i \setminus j} := (X_{i,1}, \dots, X_{i,j-1}, X_{i,j+1}, \dots, X_{i,p})$. Here, (μ, σ) are the *state evolution* (SE) parameters that satisfy the following SE system,

$$\begin{cases} \kappa^2 \sigma^2 &= \mathbb{E}_{(Q_1, Q_2)} [2g(Z)(\eta g(D))^2], \\ 0 &= \mathbb{E}_{(Q_1, Q_2)} [g(Z)Z(\eta g(D))], \\ 1 - \kappa &= \mathbb{E}_{(Q_1, Q_2)} [2g(Z)(1 + \eta g'(D))^{-1}], \end{cases} \quad (5)$$

with $D = \text{prox}_{\eta G}(\mu Z + \sqrt{\kappa} \sigma Q_2)$, $Z = \gamma Q_1$, and $(Q_1, Q_2) \sim \mathcal{N}_2(\mathbf{0}, \mathbf{I}_2)$. Here, the parameter $\gamma^2 = \lim_{n \rightarrow \infty} \text{Var}(\mathbf{X}_i(n)^\top \boldsymbol{\beta}(n))$ is for *signal strength* (SS). The covariance structure of \mathbf{X}_i is completely captured by γ^2 in this system. In this logistic regression case, the inverse link and the integrated inverse link functions are defined as $g(t) = 1/(1 + \exp(-t))$ and $G(t) := \log(1 + \exp(t))$, respectively. Here, $\mu, \sigma, \eta \in \mathbb{R}$ are the SE parameters. Remarkably, SE-based inference reduces the inference problem on high-dimensional coefficients to an SE system with a small number of scalar SE parameters.

The SE system is derived as a fixed-point equation of an iterative algorithm for an optimization problem on estimators. In the logistic regression case, we derive the SE system (5) from the optimization problem (3). The derivation process is based on the framework of approximate message passing, the details of which are provided in [21].

Based on the asymptotic normality of the MLE in (4), we may construct a confidence interval for each β_j for $j = 1, \dots, p$, provided that the SE parameters are available. Specifically, given (μ, σ) , the MLE-centric confidence interval with confidence level $1 - \alpha \in (0, 1)$ is formed as

$$\text{CI}_{(1-\alpha)} := \left[\frac{\widehat{\beta}_j^{\text{MLE}}}{\mu} - z_{(1-\alpha/2)} \frac{\sigma/\tau_j}{\sqrt{n}\mu}, \frac{\widehat{\beta}_j^{\text{MLE}}}{\mu} + z_{(1-\alpha/2)} \frac{\sigma/\tau_j}{\sqrt{n}\mu} \right],$$

where $z_{\alpha/2}$ is the $(\alpha/2)$ -quantile of a standard Gaussian distribution. By properly specifying of the parameters, we obtain $\Pr(\beta_j \in \text{CI}_{(1-\alpha)}) \rightarrow 1 - \alpha$ as $n, p(n) \rightarrow \infty$ in the sense of (2).

Importantly, we need to know the SS parameter γ^2 in advance, because the SE parameters (μ, σ) are understood as a function of γ^2 . [42] proposed an estimator based on the phase transitions of the existence of the MLE [11]. [51] developed the LOO-based approach for this estimation problem.

3. ESTIMATOR AND SE SYSTEM FOR GLMS

In this section, we derive a generic estimator for the GLM and associated SE system. It is necessary to perform SE-based inference as in [42].

3.1. Surrogate Estimator for Coefficient Vector $\boldsymbol{\beta}$. First, we develop an estimator for the true coefficient vector $\boldsymbol{\beta}$ by using a *surrogate loss* function associated with [2] and [1]. We introduce the loss function $\ell : \mathbb{R}^p \times \mathbb{R}^p \times \mathcal{Y} \rightarrow \mathbb{R}$ defined as

$$\ell(\mathbf{b}; \mathbf{x}, y) := G(\mathbf{x}^\top \mathbf{b}) - y \mathbf{x}^\top \mathbf{b},$$

where $G(\cdot)$ is the function satisfying $G' = g$. Using the loss, we define the surrogate estimator

$$\widehat{\boldsymbol{\beta}}(n) := \arg \min_{\mathbf{b} \in \mathbb{R}^p} \sum_{i=1}^n \ell(\mathbf{b}; \mathbf{X}_i, Y_i). \quad (6)$$

The use of a surrogate estimator is justified in two ways. First, if $g(\cdot)$ monotonically increases, the surrogate loss is convex in \mathbf{b} . This property provides computational and statistical advantages for a broader class of GLMs and plays a crucial role in the derivation of SE systems. Second, the minimizer of surrogate risk coincides with the true coefficient $\boldsymbol{\beta}$, which is expressed as follows:

Proposition 3.1 (Lemma 1 in [1]). *Consider an $\mathbb{R}^p \times \mathcal{Y}$ -valued random element (\mathbf{X}, Y) that follows GLM (1). If $g(\cdot)$ is increasing, then the coefficient vector $\boldsymbol{\beta}$ in (1) satisfies $\boldsymbol{\beta} = \arg \min_{\mathbf{b} \in \mathbb{R}^p} \mathbb{E}[\ell(\mathbf{b}; \mathbf{X}, Y) \mid \mathbf{X}]$.*

These results claims that the surrogate loss estimator is a reasonable extension of MLE for GLMs.

Remark 3.1 (Connection to exponential family). *Modelling the distribution of $Y_i \mid \mathbf{X}_i$ to follow an exponential dispersion family [26] and choosing $g(\cdot)$ as the inverse of the canonical link function make the surrogate estimator (6) equivalent to the MLE (3), covering logistic and Poisson regression.*

3.2. SE System for GLMs. We developed an SE system associated with the surrogate estimator (6). As this estimator is given by the minimization problem of the convex loss function, we can derive the SE system for the estimator, as described in Section 2.2. Recall that $G(\cdot)$ is a function satisfying $G' = g$, and $\gamma^2 = \lim_{n \rightarrow \infty} \text{Var}(\mathbf{X}_i(n)^\top \boldsymbol{\beta}(n))$ is the signal strength (SS) parameter.

Proposition 3.2. *We consider the surrogate estimator in (6) to minimize the surrogate loss function. If $\kappa \in (0, 1)$ and the estimator is bounded, then the corresponding SE system is given by*

$$\begin{cases} \kappa^2 \sigma^2 &= \eta^2 \mathbb{E}_{(Q_1, Q_2, \bar{Y})} \left[(\bar{Y} - g(D))^2 \right], \\ 0 &= \mathbb{E}_{(Q_1, Q_2, \bar{Y})} \left[Z (\bar{Y} - g(D)) \right], \\ 1 - \kappa &= \mathbb{E}_{(Q_1, Q_2, \bar{Y})} \left[(1 + \eta g'(D))^{-1} \right], \end{cases} \quad (7)$$

where $D = \text{prox}_{\eta G}(\mu Z + \sqrt{\kappa} \sigma Q_2 + \eta \bar{Y})$, $Z = \gamma Q_1$, $(Q_1, Q_2) \sim \mathcal{N}_2(\mathbf{0}, \mathbf{I}_2)$, and $\bar{Y} \sim P_{\bar{Y}}$ with $P_{\bar{Y}}$ being the convergence limit of empirical distribution of Y_1, \dots, Y_n whose mean is $g(Z)$ where $Z \stackrel{\text{d}}{=} \lim_{n \rightarrow \infty} \mathbf{X}_1(n)^\top \boldsymbol{\beta}(n)$.

We demonstrate the solutions to the system for Poisson regression in Figure 2 and piecewise regression in Figure 3. These plots are numerical solutions to the SE system over 100 simulations with their mean and 95% bootstrap confidence intervals.

In view of (7), the SE parameters (μ, σ^2, η) depend on three components: (i) $\kappa = \lim_{n \rightarrow \infty} p(n)/n$, (ii) the SS parameter $\gamma^2 = \lim_{n \rightarrow \infty} \text{Var}(\mathbf{X}_i(n)^\top \boldsymbol{\beta}(n))$, and (iii) the distribution of \bar{Y} determined by the model. In practice, we can set $\kappa = p(n)/n$ and consider it as known. However,

the estimation of γ^2 and other parameters (if present) of the distribution of \bar{Y} for each GLM is highly nontrivial. In the next section, we propose a simple method for estimating them.

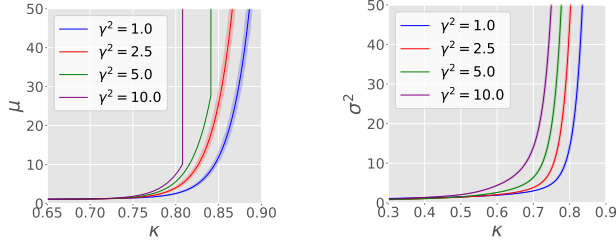


FIGURE 2. Computed bias μ (left) and variance σ^2 (right) for Poisson regression model $Y | \mathbf{X} \sim \text{Pois}(g(\mathbf{X}^\top \boldsymbol{\beta}))$ with $g(t) = \exp(t)$.

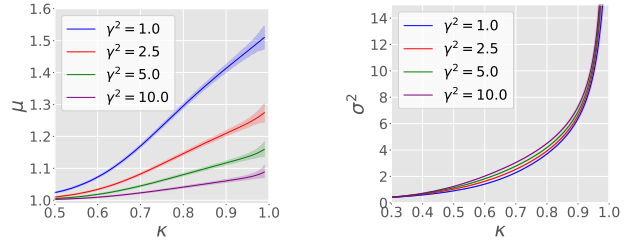


FIGURE 3. Computed bias μ (left) and variance σ^2 (right) for regression model $Y | \mathbf{X} \sim \mathcal{N}(g(\mathbf{X}^\top \boldsymbol{\beta}), 0.2)$ with $g(t) = \min(5t, 0.1t)$.

Remark 3.2 (Specification of \bar{Y}). *If the distribution of $Y | \mathbf{X}$ has a single parameter (e.g., Bernoulli, Poisson, and exponential distribution), then the model assumption $\mathbb{E}[Y | \mathbf{X}] = g(\mathbf{X}^\top \boldsymbol{\beta})$ implies that γ^2 fully characterizes the inferential parameters (μ, σ^2, η) . Thus, in this case, the SS parameter γ^2 is the only unknown parameter to be estimated. Meanwhile, estimating the distribution of $Y | \mathbf{X}$ is difficult if it has multiple parameters. Even in such cases, we propose a method for their estimation, focusing on the case of $Y | \mathbf{X}$ following a normal distribution; see Section 4.2.*

4. MOMENT-BASED ESTIMATION FOR SS PARAMETER

In this section, we propose a novel estimator for the SS parameter γ^2 and other parameters of the distribution of \bar{Y} to access the SE parameters (μ, σ^2) for inference. Once we estimate γ^2 and the parameters of \bar{Y} , we can solve system (7) by substituting the estimators to obtain the SE parameters.

4.1. Additive Form of GLM. As the first step, we converted the GLM (1) into the *additive model* with observation (Y_i, \mathbf{X}_i) :

$$Y_i = g(\mathbf{X}_i^\top \boldsymbol{\beta}) + e_i \quad \text{with} \quad e_i = Y_i - \mathbb{E}[Y_i | \mathbf{X}_i], \quad i = 1, \dots, n, \quad (8)$$

where e_i is a noise variable that satisfies $\mathbb{E}[e_i | \mathbf{X}_i] = 0$. Note that the parameters of the distribution of $e_i | \mathbf{X}_i$ may depend on \mathbf{X}_i , $i = 1, \dots, n$. Additive model (8) provides a more concrete distribution structure of Y_i . While the original GLM (1) highlights the conditional mean, the additive model provides a more analyzable form of the distribution by introducing the variable e_i . This structure is essential for our estimation method.

4.2. Moment-Based Estimation when $Y \mid \mathbf{X}$ is Gaussian. We first introduce our moment-based method for the case with Gaussian output: $Y \mid \mathbf{X} \sim \mathcal{N}(g(\mathbf{X}^\top \boldsymbol{\beta}), \sigma_e^2)$ with an unknown variance parameter $\sigma_e^2 > 0$. This is a typical case of GLMs including a nonlinear regression setup, but it has additional unknown parameter σ_e^2 to be estimated, as well as the SS parameter γ . We first consider this rather complicated case where we estimate both γ and σ_e^2 as it serves as an appropriate introduction to our approach.

At the beginning, we characterize the parameters γ^2 and σ_e^2 by the moments of Y . In the limit, the additive model (8) has the form,

$$\bar{Y} = g(Z_\gamma) + \bar{e} \quad \text{with} \quad Z_\gamma \sim \mathcal{N}(0, \gamma^2) \quad \text{and} \quad \bar{e} \sim \mathcal{N}(0, \sigma_e^2), \quad (9)$$

where Z_γ and \bar{e} are independent. Then, we obtain the condition with second and fourth moments as

$$\Psi(\gamma, \sigma_e) := \begin{bmatrix} \mathbb{E}[\bar{Y}^2] - \mathbb{E}[g(Z_\gamma)^2] - \sigma_e^2 \\ \mathbb{E}[\bar{Y}^4] - \mathbb{E}[g(Z_\gamma)^4] - 6\mathbb{E}[g(Z_\gamma)^2]\sigma_e^2 - 3\sigma_e^4 \end{bmatrix} = \mathbf{0} \in \mathbb{R}^2. \quad (10)$$

By this form, the parameter (γ, σ_e^2) is characterized as a solution to the simultaneous equations (10). The uniqueness of the solution to these equations is validated numerically. We can identify the solutions with any $g(\cdot)$ unless $g(\cdot)$ is a constant function.

We consider the estimation of (γ, σ_e^2) using an empirical analog of the equations (10). Since $g(\cdot)$ is known, we can simulate $h_2(\varsigma) := \mathbb{E}[g(Z_\varsigma)^2]$ and $h_4(\varsigma) := \mathbb{E}[g(Z_\varsigma)^4]$ by generating $Z_\varsigma \sim \mathcal{N}(0, \varsigma^2)$ for each $\varsigma > 0$. Using the observations $\{Y_i\}_{i=1}^n$, we then define the estimators as the solution to

$$(\hat{\gamma}, \hat{\sigma}_e) := \{(\varsigma, \varsigma_e) \in \mathbb{R}_+^2 : \Psi_n(\varsigma, \varsigma_e) = \mathbf{0}\}, \quad (11)$$

$$\text{where } \Psi_n(\varsigma, \varsigma_e) = \begin{bmatrix} n^{-1} \sum_{i=1}^n Y_i^2 - h_2(\varsigma) - \varsigma_e^2 \\ n^{-1} \sum_{i=1}^n Y_i^4 - h_4(\varsigma) - 6h_2(\varsigma)\varsigma_e^2 - 3\varsigma_e^4 \end{bmatrix} \in \mathbb{R}^2.$$

The empirical equations in (11) are viewed as an empirical analogue of those in (10), provided that the convergence $n^{-1} \sum_{i=1}^n Y_i^a \xrightarrow{\text{a.s.}} \mathbb{E}[\bar{Y}^a]$ for $a \in \{2, 4\}$ are true under some assumptions. The solution is obtained by root-finding algorithms, such as the Gauss-Newton method.

An advantage of the moment-based estimator is its independence from both the estimator $\hat{\boldsymbol{\beta}}$ and an inverse of high-dimensional matrix $(\mathbb{X}^\top \mathbb{X})^{-1}$ with $\mathbb{X} = (\mathbf{X}_1, \dots, \mathbf{X}_n)^\top$, that diverge as κ increases. Hence, the moment-based estimator is stable with any $\kappa \in (0, \infty)$. Additionally, since this method relies only on observations through Y , it is computationally efficient.

4.3. Moment-Based Estimation for Other Cases. We study moment-based estimation in other situations of GLMs with a single parameter. The problem is simpler since we only need to estimate γ , and need not estimate additional parameters such as σ_e^2 in the Gaussian case. Examples are mentioned in Remark 3.2.

In this case, we only consider the first moment. By the limit form (9), we have

$$\tilde{\Psi}(\gamma) := \mathbb{E}[\bar{Y}] - \mathbb{E}[g(Z_\gamma)] = 0. \quad (12)$$

Here we use the fact that $\mathbb{E}[e_1] = \mathbb{E}[\mathbb{E}[e_1 \mid \mathbf{X}_1]] = 0$ by the model's assumption. Thus, we define an estimator of γ as a solution to the linear equation with $h_1(\varsigma) := \mathbb{E}[g(Z_\varsigma)]$:

$$\hat{\gamma} := \left\{ \varsigma \in \mathbb{R}_+ : \tilde{\Psi}_n(\varsigma) = 0 \right\}, \quad \text{where } \tilde{\Psi}_n(\varsigma) := n^{-1} \sum_{i=1}^n Y_i - h_1(\varsigma). \quad (13)$$

Similar to Section 4.2, this estimator is stable for any $\kappa \in (0, \infty)$ and computationally efficient. If necessary, we can construct an estimator by considering higher-order moments as in Section 4.2.

5. STATISTICAL INFERENCE FOR GLMS

Using the result above, we construct a confidence interval with reasonable coverage, even for high dimensions. We also provide theoretical guarantees for estimators and confidence intervals.

5.1. Confidence Interval. We construct a confidence interval for β by using the estimators in Sections 4 and $\hat{\beta}$ in (6). Let $(\hat{\mu}, \hat{\sigma}^2, \hat{\eta})$ be the solutions to the SE system (7), with γ^2 replaced by $\hat{\gamma}^2$. We also introduce an estimator $\hat{\tau}_j$ of the conditional variance τ_j^2 , the details of which are provided in Section A.1. Then, our confidence interval with a confidence level $1 - \alpha \in (0, 1)$ is defined as:

$$\mathcal{CI}_{1-\alpha, j} := \left[\frac{\hat{\beta}_j}{\hat{\mu}} - z_{(1-\alpha/2)} \frac{\hat{\sigma}}{\sqrt{n\hat{\mu}\hat{\tau}_j}}, \frac{\hat{\beta}_j}{\hat{\mu}} + z_{(1-\alpha/2)} \frac{\hat{\sigma}}{\sqrt{n\hat{\mu}\hat{\tau}_j}} \right], \quad j = 1, \dots, p. \quad (14)$$

5.2. Theoretical Validation. We derive the theoretical results of the proposed methods. First, we give the following assumptions.

Assumption 1. *We consider the following conditions:*

- (A1) $\mathbf{X}(n)$ is generated as $\mathbf{X}(n) \sim \mathcal{N}_p(\mathbf{0}, \Sigma(n))$, and $\text{Var}(\mathbf{X}(n)^\top \beta(n))$ has a convergence limit $\gamma^2 < \infty$ as $n \rightarrow \infty$.
- (A2) An inverse link function $g : \mathbb{R} \rightarrow \mathbb{R}$ is monotonically increasing and L -smooth (i.e., the derivative of $g(\cdot)$ is L -Lipschitz continuous).
- (A3) We can write a GLM as $Y = h(\mathbf{X}^\top \beta, \varepsilon)$ with a non-random function $h : \mathbb{R}^2 \rightarrow \mathbb{R}$ and an \mathbb{R} -valued random variable ε independent of \mathbf{X} , such that ε has a finite second moment and $h(\cdot, \cdot)$ is Lipschitz continuous with respect to the first argument.
- (A4) There exists a positive solution to SE system (7).

The convergence of $\text{Var}(\mathbf{X}^\top \beta) = \beta^\top \Sigma \beta$ in (A1) is a constraint on β and Σ . (A3) is a technical requirement for the Lipschitzness of SE parameters with respect to γ^2 . Examples of $h(\cdot, \cdot)$ are provided in Section A.6. In the sequel, we focus only on the situation in which the estimator (6) exists asymptotically almost surely; that is, $\lim_{n \rightarrow \infty} \|\hat{\beta}(n)\| < \infty$ a.s. Unless it does not happen, we can consider a regularization approach to guarantee its existence; see Section A.5 for this point.

First, we obtain the asymptotic normality of the adjusted test statistics for each coordinate of $\hat{\beta}$ with the oracle SE parameters μ and σ^2 .

Proposition 5.1. *Suppose that we know a solution to the system of nonlinear equations (7), and the estimator (6) almost surely exists asymptotically. Under (A1), (A2), and (A4) in Assumption 1, as $n, p(n) \rightarrow \infty$ and $p(n)/n \rightarrow \kappa \in (0, 1)$, we have the following for $j = 1, \dots, p(n)$:*

$$\frac{\sqrt{n}(\widehat{\beta}_j - \mu\beta_j)}{\sigma/\tau_j} \xrightarrow{d} \mathcal{N}(0, 1).$$

This is the first result to demonstrate the marginal asymptotic normality of estimators for GLMs in a high-dimensional setting, including MLEs with canonical links. This differs from the classical result $\sqrt{n}(\widehat{\beta}^{\text{MLE}} - \beta) \xrightarrow{d} \mathcal{N}(\mathbf{0}, \mathcal{I}_\beta^{-1})$ in a setup with $p < \infty$. We regard the marginal convergence as an extension of that of [52] on MLEs for logistic regression to more general models. A feasible construction of the asymptotic normality is provided in Proposition 5.2.

5.2.1. Consistency of Moment-Based Estimator. We show the consistency of the estimator for the SS parameters for the case in Section 4.2 and Section 4.3. We give the following assumption for the estimation.

Assumption 2. *We consider the following conditions:*

- (A5) *For any $\epsilon > 0$, we have $\inf_{(\varsigma, \varsigma_e): |\varsigma - \gamma| + |\varsigma_e - \sigma_e| > \epsilon} \|\Psi(\varsigma, \varsigma_e)\| > 0$ and $\inf_{\varsigma: |\varsigma - \gamma| > \epsilon} |\tilde{\Psi}(\varsigma)| > 0$.*
(A6) *There exist constants $C, c, \epsilon > 0$ such that $|g(z)| \leq \exp(Cz^{2-\epsilon} + c)$ for any $z \in \mathbb{R}$.*

The condition (A5) is to identify the SS parameters (γ, σ_e^2) by the moment equations. Note that this condition is not satisfied in the case of logistic regression, for example, where the moments of Y do not have sufficient information. We also discuss a sufficient condition for (A5) in Section A.8. The condition (A6) is required for the existence of $\mathbb{E}[g(Z_\gamma)^q]$ for $q \geq 1$ used in the equations (9) and (12).

We then obtain the following results for the consistency of the estimators for the SS parameters:

Theorem 5.1. *Under Assumption 1 (A1) and Assumption 2, $\widehat{\gamma}$ defined in (13) satisfies $\widehat{\gamma}^2 \xrightarrow{\text{a.s.}} \gamma^2$ and $(\widehat{\gamma}^2, \widehat{\sigma}_e^2)$ defined in (11) satisfies $(\widehat{\gamma}^2, \widehat{\sigma}_e^2) \xrightarrow{\text{a.s.}} (\gamma^2, \sigma_e^2)$, as $n, p(n) \rightarrow \infty$ and $p(n)/n \rightarrow \kappa \in (0, \infty)$.*

5.2.2. Asymptotic Validity of Proposed Statistical Inference. As the next theoretical contribution, we demonstrate the asymptotic validity of our feasible adjustment for statistical inference. To observe this, we used the asymptotic normality with the estimated SE parameters.

Proposition 5.2. *Suppose that all the conditions in Assumption 1 and Assumption 2 hold, the estimator (6) almost surely exists asymptotically, and $\widehat{\tau}_j^2$ is a consistent estimator of the conditional variance τ_j^2 . Then, for any confidence level $(1 - \alpha) \in (0, 1)$ and for every $j = 1, \dots, p(n)$ satisfying $\sqrt{n}\tau_j\beta_j = O(1)$, we obtain the following as $n, p(n) \rightarrow \infty$, where*

$p(n)/n \rightarrow \kappa \in (0, 1)$:

$$\frac{\sqrt{n}(\hat{\beta}_j - \hat{\mu}\beta_j)}{\hat{\sigma}/\hat{\tau}_j} \xrightarrow{d} \mathcal{N}(0, 1).$$

Consequently, the proposed confidence interval asymptotically achieved a confidence level $(1 - \alpha)$.

Theorem 5.2. *Assume the settings of Proposition 5.2. Then, for any confidence level $(1 - \alpha) \in (0, 1)$ and for every $j = 1, \dots, p(n)$ satisfying $\sqrt{n}\tau_j\beta_j = O(1)$, we obtain $\Pr(\beta_j \in \mathcal{CI}_{1-\alpha,j}) \rightarrow 1 - \alpha$, as $n, p(n) \rightarrow \infty$ where $p(n)/n \rightarrow \kappa \in (0, 1)$.*

6. EXPERIMENT

6.1. Empirical Performance of $\hat{\gamma}$ and $\hat{\sigma}_e^2$. We evaluated the performance of $\hat{\gamma}$ in (13) using the simulated data. We fix $n = 4000$ and vary $p = \kappa n$ over $\kappa \in \{0.1, 0.2, 0.3, 0.4, 0.5\}$. The SS parameter is also fixed at $\gamma^2 = 1$ and generates n realizations of the feature vector $\mathbf{X} \in \mathbb{R}^p$ from the p -variate normal distribution $\mathcal{N}_p(\mathbf{0}, \Sigma)$ with $\Sigma_{ij} = 0.5^{|i-j|}$. The true regression coefficients β_j for $j = 1, \dots, p$ are drawn independently from a normal distribution with the variance determined by γ^2 . We calculate $g(\mathbf{X}^\top \boldsymbol{\beta})$ conditional on \mathbf{X} and $\boldsymbol{\beta}$ and finally draw the response Y from a given distribution. We consider two cases in this section: (i) Poisson regression case $g(t) = \exp(t)$, $Y | \mathbf{X} \sim \text{Pois}(g(\mathbf{X}^\top \boldsymbol{\beta}))$, (ii) piecewise regression case $g(t) = \min(5t, 0.1t)$, $Y | \mathbf{X} \sim \mathcal{N}(g(\mathbf{X}^\top \boldsymbol{\beta}), 0.04)$, and complementary log-log (cloglog) regression case $g(t) = 1 - \exp(-\exp(t))$, $Y | \mathbf{X} \sim \text{Bern}(g(\mathbf{X}^\top \boldsymbol{\beta}))$. The results in Figure 4 demonstrate that the estimator $\hat{\gamma}$ is consistent for any κ .

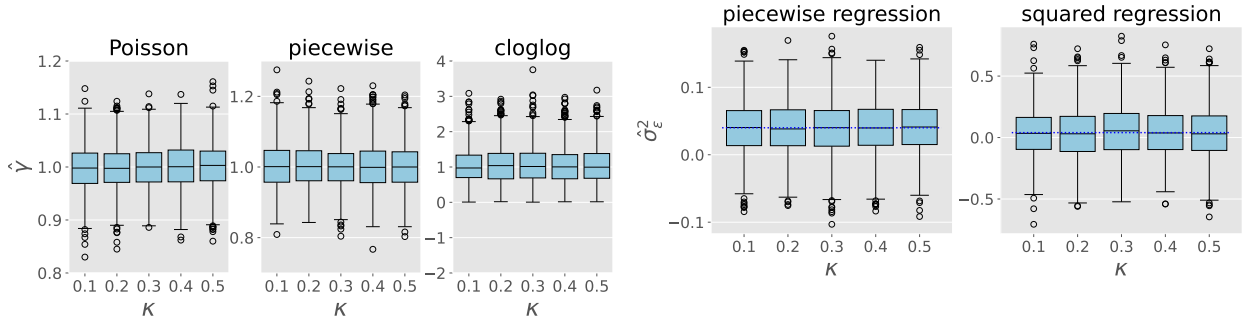


FIGURE 4. Numerical performance of $\hat{\gamma}$ in (13) to estimate $\gamma = 1$ over 1000 replications.

FIGURE 5. Numerical performance of $\hat{\sigma}_e^2$ over 1000 simulations. The blue dotted line represents the true value $\sigma_e^2 = 0.04$.

Using the same data-generating process for \mathbf{X} and $\boldsymbol{\beta}$ as described in the previous section, we study the performance of $\hat{\sigma}_e^2$ (11). Here, we consider two situations: (i) piecewise regression case $g(t) = \min(5t, 0.1t)$, $Y | \mathbf{X} \sim \mathcal{N}(g(\mathbf{X}^\top \boldsymbol{\beta}), 0.04)$ and (ii) squared regression case $g(t) = t^2$, $Y | \mathbf{X} \sim \mathcal{N}(g(\mathbf{X}^\top \boldsymbol{\beta}), 0.04)$. The results in Figure 5 demonstrate numerical consistency.

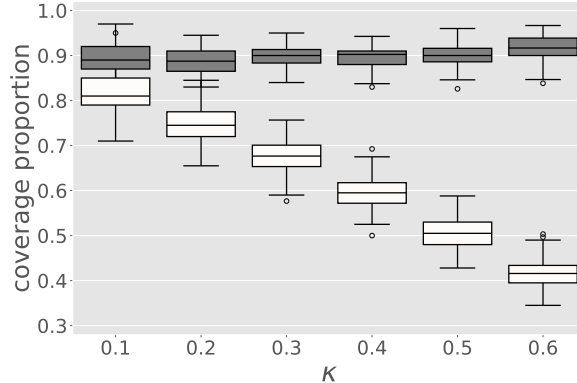


FIGURE 6. Coverage proportion of true coefficient with 90% classical (white) and proposed (gray) CIs over 100 simulations with $n = 1000$.

Comparison with Other Methods. Figure 1 illustrates the numerical performance of the previous and proposed method for SS estimation in Poisson regression with $n = 1000$ and $\gamma = 2$ over 100 repetitions. While the LOO-based method diverges as κ is approaching 1, the proposed moment-based estimator performs well even if κ exceeds 1. See Section A.4 for the details of the construction of the LOO-based method.

6.2. Coverage Proportion of Proposed Confidence Interval. We compare the empirical coverage proportion of the proposed confidence interval (14) with that of the classical CI with $n = 1000$, $\kappa \in \{0.1, 0.2, \dots, 0.5\}$, and $\gamma = 1$. The proposed CI is calculated by solving a system of nonlinear equations using the estimated SS. The classical CI for $\beta_j, j = 1, \dots, p$ is constructed as $[\hat{\beta}_j \pm z_{(1-\alpha/2)}(\hat{\mathcal{I}}_{jj}^{-1}(\hat{\beta})/n)^{1/2}]$, where $\hat{\mathcal{I}}(\hat{\beta}) = n^{-1} \sum_{i=1}^n g'(\mathbf{X}_i^\top \hat{\beta}) \mathbf{X}_i \mathbf{X}_i^\top$ is the empirical Fisher information matrix evaluated at $\hat{\beta}$. We analyze the Poisson regression model. Figure 6 demonstrate that our proposed interval achieves theoretical coverage in all cases, whereas the coverage of the conventional method decreases as κ increases.

6.3. Real Data Application. We consider an application for the Cleveland Clinic Heart Disease dataset [14] from the UCI Machine Learning Repository [17]. This included 303 observations of 14 variables. The target is the presence of heart disease, which is integer-valued from 0 (no presence) to 4. To realize a setting with a high-dimensional regime, for each $i = 1, \dots, 303$, we generate an independent random vector from $\mathcal{N}(\mathbf{0}, \mathbf{I}_{198})$ and concatenate it with the original 14 variable to obtain the covariate vector \mathbf{X}_i . Hence, we have $\kappa = (14 + 198)/303 \approx 0.7$. We constructed CIs with $\alpha = 0.1$ for $\mathbf{X}_i^\top \beta$ by our proposed CI and a classical CI by the MLE for Poisson regression (See Section A.7 for the construction of the classical CI). We approximate the coverage proportion of CIs to $\mathbf{X}_i^\top \beta$ using Y_i , and preclude samples with responses that take zero because they cannot be covered.

As a result, the coverage proportion of classical CIs is $139/139 = 100\%$ and that of the proposed CIs is $126/139 \approx 90.6\%$. Given that the ideal coverage proportion is $1 - \alpha = 0.9$, the proposed CI provides more appropriate coverage, whereas the classical CI is too conservative. This result implies that classical CIs overfit the samples and underestimate the uncertainty of

the estimation, whereas the proposed CIs control the coverage rate nearly at the preassigned level and can evaluate the uncertainty much more accurately.

7. CONCLUSION

We developed a statistical inference method for GLMs in high dimensions. Our approach extends the SE-based inference method designed for a logistic regression model of GLMs. Specifically, we developed a surrogate estimator for GLMs, an associated SE system, and a method to estimate the necessary parameters in the system. Our methodology works well in terms of both theory and experimentation. One limitation of our method is that it requires Gaussianity of the covariate; however, this limitation can be relaxed by applying studies on the universality of methodologies in terms of data, for example, [35, 50].

APPENDIX A. SUPPORTIVE INFORMATION

A.1. Construction of $\hat{\tau}_j^2$. To construct the corrected confidence interval (14) with correlated features, we have to estimate the conditional variance parameter, $\tau_j^2 = \text{Var}(\mathbf{X}_{ij} | \mathbf{X}_{i \setminus j})$, for each $j = 1, \dots, p$. In this article, we follow [52]. They consider the residual sum of squares RSS_j obtained by regression of $\mathbf{X}_j = (\mathbf{X}_{1j}, \dots, \mathbf{X}_{nj})^\top \in \mathbb{R}^n$ onto a sub-vector of the input $\mathbf{X}_{\setminus j} = (\mathbf{X}_1, \dots, \mathbf{X}_{j-1}, \mathbf{X}_{j+1}, \dots, \mathbf{X}_p) \in \mathbb{R}^{n \times (p-1)}$. Owing to the Gaussianity of \mathbf{X}_i , it satisfies

$$\text{RSS}_j = \mathbf{X}_j^\top \mathbf{P}_{\mathbf{X}_{\setminus j}}^\perp \mathbf{X}_j \sim \tau_j^2 \chi_{n-p+1}^2,$$

where $\mathbf{P}_{\mathbf{X}_{\setminus j}}^\perp$ is the orthogonal projection matrix onto the orthogonal complement of column space spanned by $\mathbf{X}_{\setminus j}$. Then, we immediately obtain an unbiased estimator of τ_j^2 :

$$\hat{\tau}_j^2 = \frac{1}{n-p+1} \text{RSS}_j.$$

A.2. Master Theorem of Generalized Approximate Message Passing (GAMP). We present the GAMP algorithm by [37] and its associated theoretical result, which are key tools to inspect the limiting distributional behavior of the estimator $\hat{\boldsymbol{\beta}}$.

First, we provide the GAMP algorithm, which generate a sequence of parameters $\tilde{\boldsymbol{\beta}}^k$ for an index $k \in \mathbb{N} \cup \{0\}$ based on the minimization problem in (6) and a limit of the sequence corresponds to the estimator $\hat{\boldsymbol{\beta}}$. Let $\mathbf{X} = (\mathbf{X}_1, \dots, \mathbf{X}_n)^\top \in \mathbb{R}^{n \times p}$, $\check{\mathbf{X}} = \mathbf{X} / \sqrt{n}$, and $\mathbf{Y} = (Y_1, \dots, Y_n) \in \mathbb{R}^n$. Given initial values $\bar{\eta}_0 > 0$, $\tilde{\boldsymbol{\beta}}^0$, and $\tilde{\boldsymbol{\xi}}^0 = \check{\mathbf{X}} \tilde{\boldsymbol{\beta}}^0$, a GAMP recursion takes the form, for each $k \in \mathbb{N} \cup \{0\}$,

$$\begin{aligned} \tilde{\boldsymbol{\beta}}^{k+1} &= \frac{\bar{\eta}^{k+1}}{\kappa} \check{\mathbf{X}}^\top \left\{ \mathbf{Y} - g \left(\text{prox}_{\bar{\eta}_k G}(\tilde{\boldsymbol{\xi}}^k + \bar{\eta}_k \mathbf{Y}) \right) \right\} + \frac{\bar{\eta}^{k+1}}{\bar{\eta}_k} \tilde{\boldsymbol{\beta}}^k, \\ \tilde{\boldsymbol{\xi}}^{k+1} &= \check{\mathbf{X}} \tilde{\boldsymbol{\beta}}^{k+1} - \bar{\eta}_{k+1} \left\{ \mathbf{Y} - g \left(\text{prox}_{\bar{\eta}_k G}(\tilde{\boldsymbol{\xi}}^k + \bar{\eta}_k \mathbf{Y}) \right) \right\}. \end{aligned}$$

Here, $\bar{\eta}_k$ is updated with $\bar{\mu}_k$ and $\bar{\sigma}_k^2$ as following:

$$\bar{\eta}_{k+1} = \kappa \bar{\eta}_k \left(1 - \mathbb{E}_{(Q_1, Q_2, U)} \left[\frac{1}{1 + \bar{\eta}_k g'(d_k)} \right] \right)^{-1},$$

$$\begin{aligned}\bar{\mu}_{k+1} &= \frac{\bar{\eta}_{k+1}}{\gamma^2} \mathbb{E}_{(Q_1, Q_2, U)} [\gamma Q_1 \{h(\gamma Q_1, U) - g(d_k)\}], \\ \bar{\sigma}_{k+1}^2 &= \frac{\bar{\eta}_{k+1}^2}{\kappa^2} \mathbb{E}_{(Q_1, Q_2, U)} [\{h(\gamma Q_1, U) - g(d_k)\}^2],\end{aligned}$$

where

$$\begin{aligned}d_k &= \text{prox}_{\bar{\eta}_k(\gamma)G}(\bar{\mu}_k \gamma Q_1 + \sqrt{\kappa} \bar{\sigma}_k Q_2 + \eta_k h(\gamma Q_1, U)), \\ (Q_1, Q_2) &\sim \mathcal{N}_2(\mathbf{0}, \mathbf{I}_2), \quad U \perp\!\!\!\perp (Q_1, Q_2).\end{aligned}$$

Here, $U \in \mathbb{R}$ is a random variable independent of (Q_1, Q_2) . This algorithm is proposed by [37]. It is closely related to the linearized alternating direction method of multiplier [38].

Second, we provide the following result for the estimator $\hat{\beta}$, which is regarded as a limit of the parameter sequence generated by the GAMP algorithm. The result follows the master theorem for the GAMP algorithm presented by [21].

Lemma A.1. *Assume that $\{(\mathbf{X}_i, Y_i)\}_{i=1}^n$ is an i.i.d. sample, and $\mathbf{X}_i \sim \mathcal{N}_p(\mathbf{0}, \mathbf{I}_p)$ independent of β and $\varepsilon = (\varepsilon_1, \dots, \varepsilon_n)$. For $r \in [2, \infty)$, suppose that the empirical distributions $p^{-1} \sum_{j=1}^p \delta_{\sqrt{n}\beta_j}$ and $n^{-1} \sum_{i=1}^n \delta_{\varepsilon_i}$ converge in the r -Wasserstein sense to the distributions of $\bar{\beta}$ and $\bar{\varepsilon}$ with finite r -th order moment, respectively. Let $Z \sim \mathcal{N}(0, \gamma^2)$ be independent of $\bar{\varepsilon}$, and $G, \tilde{G} \sim \mathcal{N}(0, 1)$ be independent of $\bar{\beta}$ and Z . Then, for finite $\hat{\beta}$ defined in (6) and any pseudo-Lipschitz function $\psi : \mathbb{R}^2 \rightarrow \mathbb{R}$ and $\tilde{\psi} : \mathbb{R}^3 \rightarrow \mathbb{R}$ of order r^1 , we have*

$$\begin{aligned}\frac{1}{p} \sum_{j=1}^p \psi(\sqrt{n}\hat{\beta}_j, \sqrt{n}\beta_j) &\xrightarrow{\text{a.s.}} \mathbb{E}[\psi(\mu\bar{\beta} + \sigma G, \bar{\beta})], \\ \frac{1}{n} \sum_{i=1}^n \tilde{\psi}(\mathbf{X}_i^\top \hat{\beta}, \mathbf{X}_i^\top \beta, \varepsilon_i) &\xrightarrow{\text{a.s.}} \mathbb{E}[\tilde{\psi}(\text{prox}_{\eta\ell}(\mu_Z Z + \sigma_Z \tilde{G}), Z, \bar{\varepsilon})],\end{aligned}$$

as $n, p(n) \rightarrow \infty$ with $p(n)/n \rightarrow \kappa \in (0, 1)$.

The convergence of pseudo-Lipschitz functions of order 1 is equivalent to the convergence of the 1-Wasserstein distance between the empirical distributions of each coordinate, as established through Kantorovich-Rubinstein duality [27].

Proof of Lemma A.1. We prove this lemma by the general proof strategy discussed in Section 4.4 in [21]. It consists of three steps: (i) find a fixed point of the GAMP recursion; (ii) consider the stationary version of the GAMP recursion; (iii) show that the stationary version of the GAMP iterate converges to the estimator $\hat{\beta}$. Following the strategy, the step (i) and the step (ii) are simply achieved by the convexity and smoothness of the surrogate loss function by the assumption. Given the fixed point $\bar{\eta}_*$ of $\bar{\eta}_k$, and initial values $\beta^0, \xi^0 = \check{\mathbf{X}}\beta^0$, the stationary version of the GAMP algorithm takes the form, for each $k \in \mathbb{N} \cup \{0\}$,

$$\beta^{k+1} = \frac{\bar{\eta}_*}{\kappa} \check{\mathbf{X}}^\top \{\mathbf{Y} - g(\text{prox}_{\bar{\eta}_*G}(\xi^k + \bar{\eta}_* \mathbf{Y}))\} + \beta^k \quad (15)$$

¹A function $\psi : \mathbb{R}^m \rightarrow \mathbb{R}$ is said to be pseudo-Lipschitz of order r if there exists a constant $L > 0$ such that for any $t_0, t_1 \in \mathbb{R}^m$, $\|\psi(t_0) - \psi(t_1)\|_2 \leq L(1 + \|t_0\|_2^{r-1} + \|t_1\|_2^{r-1})\|t_0 - t_1\|$.

$$\boldsymbol{\xi}^{k+1} = \check{\mathbf{X}}\boldsymbol{\beta}^{k+1} - \bar{\eta}_* \{ \mathbf{Y} - g(\text{prox}_{\bar{\eta}_* G}(\boldsymbol{\xi}^k + \bar{\eta}_* \mathbf{Y})) \}. \quad (16)$$

In the Step (iii), our goal is to ensure the algorithmic convergence of scaled GAMP iterates $\widehat{\boldsymbol{\beta}}^k = \boldsymbol{\beta}^k / \sqrt{n}$ to the estimator $\widehat{\boldsymbol{\beta}}$ as $k \rightarrow \infty$. Denote $\ell(\mathbf{b}) \equiv \sum_{i=1}^n \ell(\mathbf{b}; \mathbf{X}_i, Y_i)$ for any $\mathbf{b} \in \mathbb{R}^p$. By Taylor's theorem, we have

$$\ell(\widehat{\boldsymbol{\beta}}) = \ell(\widehat{\boldsymbol{\beta}}^k) + \left(\widehat{\boldsymbol{\beta}} - \widehat{\boldsymbol{\beta}}^k \right)^\top \nabla \ell(\widehat{\boldsymbol{\beta}}^k) + \frac{1}{2} \left(\widehat{\boldsymbol{\beta}} - \widehat{\boldsymbol{\beta}}^k \right)^\top \nabla^2 \ell \left(t\widehat{\boldsymbol{\beta}} + (1-t)\widehat{\boldsymbol{\beta}}^k \right) \left(\widehat{\boldsymbol{\beta}} - \widehat{\boldsymbol{\beta}}^k \right),$$

for some $t \in (0, 1)$. Thus, Lemma C.1 implies, for some non-increasing positive function $\omega : \mathbb{R}_+ \rightarrow \mathbb{R}_+$,

$$\ell(\widehat{\boldsymbol{\beta}}) \geq \ell(\widehat{\boldsymbol{\beta}}^k) + \left(\widehat{\boldsymbol{\beta}} - \widehat{\boldsymbol{\beta}}^k \right)^\top \nabla \ell(\widehat{\boldsymbol{\beta}}^k) + \frac{1}{2} n \omega \left(\max \{ \|\widehat{\boldsymbol{\beta}}\|, \|\widehat{\boldsymbol{\beta}}^k\| \} \right) \|\widehat{\boldsymbol{\beta}} - \widehat{\boldsymbol{\beta}}^k\|^2,$$

with probability at least $1 - c_1 \exp(-c_2 n)$ where $c_1, c_2 > 0$ are some positive constants. Here, we use $\omega(\|t\widehat{\boldsymbol{\beta}} + (1-t)\widehat{\boldsymbol{\beta}}^k\|) \geq \omega(\max(\|\widehat{\boldsymbol{\beta}}\|, \|\widehat{\boldsymbol{\beta}}^k\|))$ since $\omega(\cdot)$ is non-increasing. Using optimality of the estimator $\ell(\widehat{\boldsymbol{\beta}}^k) \geq \ell(\widehat{\boldsymbol{\beta}})$ and the Cauchy-Schwarz inequality as $(\widehat{\boldsymbol{\beta}} - \widehat{\boldsymbol{\beta}}^k)^\top \nabla \ell(\widehat{\boldsymbol{\beta}}^k) \geq -\|\nabla \ell(\widehat{\boldsymbol{\beta}}^k)\| \|\widehat{\boldsymbol{\beta}} - \widehat{\boldsymbol{\beta}}^k\|$ yields, with probability at least $1 - c_1 \exp(-c_2 n)$,

$$\|\widehat{\boldsymbol{\beta}} - \widehat{\boldsymbol{\beta}}^k\| \leq \frac{2}{\omega \left(\max \{ \|\widehat{\boldsymbol{\beta}}\|, \|\widehat{\boldsymbol{\beta}}^k\| \} \right)} \left\| \frac{1}{n} \nabla \ell(\widehat{\boldsymbol{\beta}}^k) \right\| \leq \frac{2}{\omega(\|\widehat{\boldsymbol{\beta}}\|) \omega(\|\widehat{\boldsymbol{\beta}}^k\|)} \left\| \frac{1}{n} \nabla \ell(\widehat{\boldsymbol{\beta}}^k) \right\|,$$

where the last inequality follows from the fact that $0 < \omega(\cdot) < 1$ and ω is non-increasing. Next, we consider controlling $\|\nabla \ell(\widehat{\boldsymbol{\beta}}^k)\|$. We have

$$\begin{aligned} \text{prox}_{\bar{\eta}_* G}(\boldsymbol{\xi}^{k-1} + \bar{\eta}_* \mathbf{Y}) &= \boldsymbol{\xi}^{k-1} + \bar{\eta}_* \mathbf{Y} - \bar{\eta}_* g(\text{prox}_{\bar{\eta}_* G}(\boldsymbol{\xi}^{k-1} + \bar{\eta}_* \mathbf{Y})) \\ &= \boldsymbol{\xi}^{k-1} - \boldsymbol{\xi}^k + \check{\mathbf{X}}\boldsymbol{\beta}^k \\ &= \boldsymbol{\xi}^{k-1} - \boldsymbol{\xi}^k + \mathbf{X}\widehat{\boldsymbol{\beta}}^k, \end{aligned}$$

by the definition of the proximal operator and (16). Thus,

$$\begin{aligned} \boldsymbol{\beta}^k - \boldsymbol{\beta}^{k-1} &= \frac{\bar{\eta}_*}{\kappa} \check{\mathbf{X}}^\top \{ \mathbf{Y} - g(\text{prox}_{\bar{\eta}_* G}(\boldsymbol{\xi}^{k-1} + \bar{\eta}_* \mathbf{Y})) \} \\ &= \frac{\bar{\eta}_*}{\kappa} \check{\mathbf{X}}^\top \{ \mathbf{Y} - g(\mathbf{X}\widehat{\boldsymbol{\beta}}^k + \boldsymbol{\xi}^{k-1} - \boldsymbol{\xi}^k) \}, \end{aligned}$$

by (15). Using this and triangle inequalities give

$$\begin{aligned} \left\| \nabla \ell(\widehat{\boldsymbol{\beta}}^k) \right\| &= \left\| \mathbf{X}^\top \{ g(\mathbf{X}^\top \widehat{\boldsymbol{\beta}}^k) - \mathbf{Y} \} \right\| \\ &\leq \left\| \mathbf{X}^\top \{ \mathbf{Y} - g(\mathbf{X}\widehat{\boldsymbol{\beta}}^k + \boldsymbol{\xi}^{k-1} - \boldsymbol{\xi}^k) \} \right\| \\ &\quad + \left\| \mathbf{X}^\top \{ g(\mathbf{X}\widehat{\boldsymbol{\beta}}^k + \boldsymbol{\xi}^{k-1} - \boldsymbol{\xi}^k) - g(\mathbf{X}^\top \widehat{\boldsymbol{\beta}}^k) \} \right\| \\ &\leq \frac{p}{\bar{\eta}_*} \|\boldsymbol{\beta}^k - \boldsymbol{\beta}^{k-1}\| + \|\mathbf{X}\|_{\text{op}} \left\| g(\mathbf{X}\widehat{\boldsymbol{\beta}}^k + \boldsymbol{\xi}^{k-1} - \boldsymbol{\xi}^k) - g(\mathbf{X}^\top \widehat{\boldsymbol{\beta}}^k) \right\| \\ &\leq \frac{p}{\bar{\eta}_*} \|\boldsymbol{\beta}^k - \boldsymbol{\beta}^{k-1}\| + L_g \|\mathbf{X}\|_{\text{op}} \|\boldsymbol{\xi}^{k-1} - \boldsymbol{\xi}^k\|, \end{aligned}$$

where $L_g = \sup_z g'(z)$. This establishes, with probability at least $1 - c_1 \exp(-c_2 n)$,

$$\|\widehat{\boldsymbol{\beta}} - \widehat{\boldsymbol{\beta}}^k\| \leq c \left\{ \frac{\kappa}{\bar{\eta}_*} \|\widehat{\boldsymbol{\beta}}^k - \widehat{\boldsymbol{\beta}}^{k-1}\| + \frac{C_g}{n} \|\mathbf{X}\|_{\text{op}} \|\boldsymbol{\xi}^{k-1} - \boldsymbol{\xi}^k\| \right\},$$

with $c = 2 / (\omega(\|\widehat{\boldsymbol{\beta}}\|)\omega(\|\widehat{\boldsymbol{\beta}}^k\|))$. Finally, Lemma C.2 and the Borel-Cantelli lemma implies

$$\lim_{k \rightarrow \infty} \lim_{n \rightarrow \infty} \|\widehat{\boldsymbol{\beta}} - \widehat{\boldsymbol{\beta}}^k\| =_{\text{a.s.}} 0.$$

This completes the proof. \square

Lemma A.1 provides a statement on the convergence of the distance between 1-dimensional distributions, which is computed by averaging over the coordinates of $\widehat{\boldsymbol{\beta}}, \boldsymbol{\beta} \in \mathbb{R}^p$. However, for statistical inference purposes, it is necessary to investigate the limiting behavior of the marginal distributions of each coordinate. To achieve this, we utilize a property of the surrogate loss function.

Lemma A.2. *For any invertible matrix $\mathbf{L} \in \mathbb{R}^{p \times p}$ satisfying $\boldsymbol{\Sigma} = \mathbf{L}\mathbf{L}^\top$, $\mathbf{L}^\top \widehat{\boldsymbol{\beta}}$ minimizes the surrogate loss function in (6) for the true coefficient $\mathbf{L}^\top \boldsymbol{\beta}$ and the covariate $\mathbf{L}^{-1} \mathbf{X} \sim \mathcal{N}_p(\mathbf{0}, \mathbf{I}_p)$.*

Proof of Lemma A.2. Since the surrogate loss depends on $\mathbf{X} \in \mathbb{R}^p$ and $\mathbf{b} \in \mathbb{R}^p$ only through their inner product $\mathbf{X}^\top \mathbf{b}$, we have $\ell(\mathbf{b}; \mathbf{X}, Y) = \ell(\mathbf{L}^\top \mathbf{b}; \mathbf{L}^{-1} \mathbf{X}, Y)$. \square

Using this in reverse, once we show Lemma A.1 for a design with identity covariance, we can rewrite the estimator corresponding to the unit covariance in $\mathbf{L}^\top \widehat{\boldsymbol{\beta}}$ to obtain the general covariance result.

A.2.1. Limit of Estimation and Classification Errors. As the consequence of the master theorem of GAMP (Lemma A.1), we obtain the convergence limits of the mean squared error (MSE) and cosine similarity-like classification error. If we set $\psi(s, t) = (s - t)^2$, then Lemma A.1 implies the MSE limit

$$\frac{1}{p} \|\widehat{\boldsymbol{\beta}} - \boldsymbol{\beta}\|_2^2 \xrightarrow{\text{a.s.}} (\mu - 1)^2 \mathbb{E}[\bar{\beta}^2] + \sigma^2.$$

By setting $\psi(s, t) = (s - \mu t)^2$, we have a corrected MSE limit

$$\frac{1}{p} \|\widehat{\boldsymbol{\beta}} - \mu \boldsymbol{\beta}\|_2^2 \xrightarrow{\text{a.s.}} \sigma^2.$$

For classification errors, by taking the ratio of $\psi(s, t) = st$ and $\psi(s, t) = t^2$, we can obtain the convergence limit of a cosine similarity-like measure

$$\frac{\widehat{\boldsymbol{\beta}}^\top \boldsymbol{\beta}}{\|\boldsymbol{\beta}\|^2} \xrightarrow{\text{a.s.}} \mu.$$

A.3. Approximation of Inverse Link Functions. In this section, we explore a way to approximate an inverse link function that does not satisfy Assumption 1 with an inverse link function that falls within a manageable range.

Firstly, when dealing with a function $g(\cdot)$ that lacks Lipschitzness or smoothness, we consider the approach of clipping either its value or derivative by a suitably large threshold. This enables us to handle functions that are otherwise difficult to work with. As an example, we approximate the exponential inverse link function $g(t) = e^t$ using the following formulation:

$$\tilde{g}(t) = e^t 1\{t \leq \log(50)\} + 50(t + 1 - \log(50)) 1\{t > \log(50)\}.$$

Here, \tilde{g} satisfies L' -Lipschitz continuity and L' -smoothness with $L' = 50$. In our numerical experiments conducted in Section 6 on Poisson regression, we constructed an estimate for the data generated from the inverse link function $g(t) = e^t$, assuming that $\tilde{g}(\cdot)$ above serves as an approximation of the inverse link function. This construction yielded satisfactory results.

Next, we consider the case where $g(\cdot)$ does not satisfy the asymmetry assumption, which is essential for the existence and uniqueness of our estimation for the SS parameter γ^2 . We consider a non-odd approximation of an odd inverse link. Note that our approximation here directly applies to the data-generating process. For example, if $g(\cdot)$ is not exactly linear but follows the form $g(t) = \min(1.1t, 0.9t)$, we can consistently estimate the SS parameter for this model. The same holds true when $g(\cdot)$ is not precisely sigmoid but instead follows $g(t) = 1/(1 + \exp(-t + 0.01))$.

A.4. GLM extension of the SLOE estimator. This section provides an extension of the SLOE estimator [51] from logistic regression to the GLM. First, it considers another representation of the state evolution parameters by using *corrupted signal strength* $\gamma_c^2 = \lim_{n \rightarrow \infty} \text{Var}(\mathbf{X}_1(n)^\top \hat{\boldsymbol{\beta}}(n))$ instead of γ^2 :

$$\begin{cases} \kappa^2 \sigma^2 &= \eta^2 \mathbb{E}_{(Q'_1, Q'_2, \bar{Y})} \left[(\bar{Y} - g(\text{prox}_{\eta G}(Q'_2)))^2 \right], \\ 0 &= \mathbb{E}_{(Q'_1, Q'_2, \bar{Y})} \left[Q'_1 (\bar{Y} - g(\text{prox}_{\eta G}(Q'_2))) \right], \\ 1 - \kappa &= \mathbb{E}_{(Q'_1, Q'_2, \bar{Y})} \left[(1 + \eta g'(\text{prox}_{\eta G}(Q'_2)))^{-1} \right], \end{cases}$$

where

$$\begin{pmatrix} Q'_1 \\ Q'_2 \end{pmatrix} \sim \mathcal{N}_2 \left(0, \begin{bmatrix} \mu^{-2}(\gamma_c^2 - \kappa\sigma^2) & -\mu^{-1}(\gamma_c^2 - \kappa\sigma^2) \\ -\mu^{-1}(\gamma_c^2 - \kappa\sigma^2) & \gamma_c^2 \end{bmatrix} \right).$$

Then, since $\mathbf{X}_1^\top \hat{\boldsymbol{\beta}}$ is computable unlike $\mathbf{X}_1^\top \boldsymbol{\beta}$, we can construct the SLOE-like estimator for γ_c^2 as follows.

$$\begin{aligned} \hat{\gamma}_c^2 &= \frac{1}{n} \sum_{i=1}^n S_i^2 - \left(\frac{1}{n} \sum_{i=1}^n S_i \right)^2, \\ S_i &= \mathbf{X}_i^\top \hat{\boldsymbol{\beta}} + \frac{U_i}{1 + g'(\mathbf{X}_i^\top \hat{\boldsymbol{\beta}})} (Y_i - g(\mathbf{X}_i^\top \hat{\boldsymbol{\beta}})), \\ U_i &= -(\mathbf{X}(\mathbf{X}^\top \mathbf{D}\mathbf{X})^{-1} \mathbf{X}^\top)_{ii}, \end{aligned}$$

where $\mathbf{D} = \text{diag}(g'(\mathbf{X}_1^\top \widehat{\boldsymbol{\beta}}), \dots, g'(\mathbf{X}_n^\top \widehat{\boldsymbol{\beta}})) \in \mathbb{R}^{n \times n}$. In fact, this is a consistent estimator of γ_c^2 .

Proposition A.1. *Suppose that $\widehat{\boldsymbol{\beta}}$ exists and $\kappa \in (0, 1)$ is fixed. Under Assumption 1 (A1)–(A2), $\widehat{\gamma}_c^2 \xrightarrow{\text{a.s.}} \gamma_c^2$ as $n \rightarrow \infty$.*

This follows from the direct application of the original proof of Proposition 2 in [51] because of the form of the surrogate loss and the monotonicity of the link function $g(\cdot)$.

Unfortunately, the estimator $\widehat{\gamma}_c^2$ is unstable when p/n is to 1. This property inherits from two components: $\widehat{\boldsymbol{\beta}}$ and $(\mathbf{X}^\top \mathbf{D} \mathbf{X})^{-1}$ in U_i . First, for large p/n , $\widehat{\boldsymbol{\beta}}$ is likely to diverge as evident from [11]. This phenomenon is observed in many estimators. Second, the upper bound of $|\widehat{\gamma}_c^2 - \gamma_c^2|$ depends on a constant $1/\lambda_{\min}(\mathbf{X}^\top \mathbf{D} \mathbf{X})$. This constant diverges as $\kappa \uparrow 1$.

A.5. Regularized Estimator. In this section, we consider the following regularized estimator:

$$\widehat{\boldsymbol{\beta}}_\lambda \in \arg \min_{\mathbf{b} \in \mathbb{R}^p} \left\{ \sum_{i=1}^n \ell(\mathbf{b}; \mathbf{X}_i, Y_i) + \lambda \sum_{j=1}^p J(b_j) \right\},$$

where $J : \mathbb{R} \rightarrow \mathbb{R}$ is some regularization function and $\lambda > 0$ is a tuning parameter. It is important to consider the regularized estimator $\widehat{\boldsymbol{\beta}}_\lambda$, because in some cases such as logistic regression with $n < 2p$, the unregularized estimator $\widehat{\boldsymbol{\beta}}$ does not exist (see, for example, [11]). The regularization imposes constraints on the estimator within specific regions around the origin. Consequently, the issue of non-existence can be mitigated by employing a suitable regularized estimator. Note that even when we employ the regularized estimator $\widehat{\boldsymbol{\beta}}_\lambda$, the method of estimating γ^2 and σ_e^2 is not affected by the method of estimating $\boldsymbol{\beta}$.

We display the system of nonlinear equations which characterizes the state evolution parameters in L_2 penalized cases. If we set $J(t) = t^2$, we have

$$\begin{cases} \kappa^2 \sigma^2 & = \eta^2 \mathbb{E}_{(Q_1, Q_2, \bar{Y})} \left[(\bar{Y} - g(L))^2 \right], \\ 2\gamma^2 \lambda \mu & = \mathbb{E}_{(Q_1, Q_2, \bar{Y})} \left[Z (\bar{Y} - g(L)) \right], \\ 1 - \kappa + 2\lambda \eta & = \mathbb{E}_{(Q_1, Q_2, \bar{Y})} \left[(1 + \eta g'(L))^{-1} \right], \end{cases} \quad (17)$$

where $L = \text{prox}_{\eta G}(\mu Z + \sqrt{\kappa} \sigma Q_2 + \eta \bar{Y})$, $Z = \gamma Q_1$, $(Q_1, Q_2) \sim \mathcal{N}_2(0, \mathbf{I}_2)$ and $\bar{Y} = h(Z, \bar{\varepsilon})$. We can see that (17) admits the case $n < p$ since the left-hand side of the last equation can be positive with sufficiently large $\lambda > 0$ while the right-hand side is always positive.

Since regularized estimators are biased, the distributional characterization of the limit of $\widehat{\boldsymbol{\beta}}_\lambda$ is somewhat different from the unregularized case. Actually, we have an extension of Lemma A.1 as

$$\frac{1}{p} \sum_{j=1}^p \psi \left(\sqrt{n} \widehat{\beta}_j, \sqrt{n} \beta_j \right) \xrightarrow{\text{a.s.}} \mathbb{E}[\psi(\text{prox}_{\eta J}(\mu \bar{\boldsymbol{\beta}} + \sigma G), \bar{\boldsymbol{\beta}})],$$

under the settings of Lemma A.1. For the unregularized case $J \equiv \text{const.}$, this is reduced to Lemma A.1. Suppose that $J(\cdot)$ is differentiable and strongly convex, and $\mathbf{X} \sim \mathcal{N}_p(\mathbf{0}, \mathbf{I}_p)$

here. Using the fact that $\text{prox}_{\eta J}(x) = x - \eta J'(\text{prox}_{\eta J}(x))$ for $x \in \mathbb{R}$ and $\eta > 0$ by the definition of the proximal operator, we finally obtain

$$\sqrt{n} \frac{\widehat{\beta}_j^{(d)} - \mu \beta_j}{\sigma} \xrightarrow{d} \mathcal{N}(0, 1),$$

where $\widehat{\beta}^{(d)}$ is a debiased estimator

$$\widehat{\beta}^{(d)} = \widehat{\beta}_\lambda + \eta J'(\widehat{\beta}_\lambda).$$

A.6. GLM Form with $h(Z, \bar{\varepsilon})$. In this section, we discuss the other form of GLM used in (A3) in Assumption 1 as follows:

$$Y_i = h(\mathbf{X}_i^\top \boldsymbol{\beta}, \varepsilon_i), \quad (18)$$

where $h : \mathbb{R} \times \mathbb{R} \rightarrow \mathbb{R}$ is a deterministic function determined by the distribution of $Y | \mathbf{X}$, and $\varepsilon_i \in \mathbb{R}$ is an error variable *independent* of \mathbf{X} . While the GLM 1 only specifies the conditional mean, (18) completely determines the distributional behavior of Y depending on \mathbf{X} . The major difference from the additive model (8) used in our estimation is that the random variable ε_i is independent to \mathbf{X}_i^\top .

This model (18) is flexible in design and allows for an intuitive representation of GLMs. We see several examples of $h(Z, \bar{\varepsilon})$ introduced in (7).

- *Bernoulli case (binary choice model)*. When we use a model $\bar{Y}|Z \sim \text{Ber}(g(Z))$ with some $g : \mathbb{R} \rightarrow [0, 1]$, the inverse transformation method yields

$$\bar{Y} = 1\{g(Z) \leq \bar{\varepsilon}\}, \quad \bar{\varepsilon} \sim \text{Unif}[0, 1].$$

- *Exponential case*. If $\bar{Y}|Z \sim \text{Exp}(g(Z))$ with some $g : \mathbb{R} \rightarrow (0, \infty)$, the inverse transformation method yields

$$\bar{Y} = -\frac{1}{g(Z)} \log(\bar{\varepsilon}), \quad \bar{\varepsilon} \sim \text{Unif}[0, 1].$$

- *Poisson case*. If $\bar{Y}|Z \sim \text{Pois}(g(Z))$ with some $g : \mathbb{R} \rightarrow (0, \infty)$, we have

$$\bar{Y} = \min \left\{ k \in \mathbb{N} \cup \{0\} \left| \sum_{l=1}^{k+1} \bar{\varepsilon}_l > g(Z) \right. \right\}, \quad \bar{\varepsilon}_l \stackrel{\text{iid}}{\sim} \text{Exp}(1).$$

- *Gaussian case*. If $\bar{Y}|Z \sim \mathcal{N}(g(Z), \sigma_\varepsilon^2)$ with some $g : \mathbb{R} \rightarrow \mathbb{R}$, we have

$$\bar{Y} = g(Z) + \bar{\varepsilon}, \quad \bar{\varepsilon} \sim \mathcal{N}(0, \sigma_\varepsilon^2).$$

As evident from the aforementioned examples, in the case of modeling using a one-parameter distribution, the distribution of $\bar{\varepsilon}$ can be fully determined without any additional parameters.

A.7. Construction of CI in Real Data Application. This section specifies the construction of the classical and proposed CI in Section 6.3. To begin with, we compute the MLE $\widehat{\boldsymbol{\beta}}$ for the Poisson regression model. A classical MLE theory implies, for any $\mathbf{x} \in \mathbb{R}^p$,

$$\sqrt{n}(\mathbf{x}^\top \widehat{\boldsymbol{\beta}} - \mathbf{x}^\top \boldsymbol{\beta}) \xrightarrow{d} \mathcal{N}(0, \mathbf{x}^\top \mathcal{I}_{\boldsymbol{\beta}}^{-1} \mathbf{x}),$$

as $n \rightarrow \infty$ with fixed p . Using this, we construct the classical CI of each $\mathbf{X}_i^\top \boldsymbol{\beta}$ with a preassigned level $(1 - \alpha)$ as

$$\left[\mathbf{X}_i^\top \widehat{\boldsymbol{\beta}} - z_{(1-\alpha/2)} \sqrt{\frac{\mathbf{X}_i^\top \widehat{\mathcal{I}}(\widehat{\boldsymbol{\beta}}) \mathbf{X}_i}{n}}, \mathbf{X}_i^\top \widehat{\boldsymbol{\beta}} + z_{(1-\alpha/2)} \sqrt{\frac{\mathbf{X}_i^\top \widehat{\mathcal{I}}(\widehat{\boldsymbol{\beta}}) \mathbf{X}_i}{n}} \right].$$

We have proposed a CI for $\beta_j, j = 1, \dots, p$ in (14). Using a similar technique, we can construct a valid CI for $\mathbf{X}_i^\top \boldsymbol{\beta}, i = 1, \dots, n$ in proportionally high dimensions. Actually, we obtain

Proposition A.2. *Under the setting of Theorem 5.2, we have, for each $i = 1, \dots, n$,*

$$\frac{\mathbf{X}_i^\top \widehat{\boldsymbol{\beta}} + \eta \ell'(\mathbf{X}_i^\top \widehat{\boldsymbol{\beta}}) - \mu_Z \mathbf{X}_i^\top \boldsymbol{\beta}}{\sigma_Z} \xrightarrow{d} \mathcal{N}(0, 1),$$

as $n, p(n) \rightarrow \infty$ with $p(n)/n \rightarrow \kappa$. Here, $\ell'(\mathbf{X}_i^\top \widehat{\boldsymbol{\beta}}) = g(\mathbf{X}_i^\top \widehat{\boldsymbol{\beta}}) - Y_i$.

This proposition yields the asymptotically level $(1 - \alpha)$ confidence interval of $\mathbf{X}_i^\top \boldsymbol{\beta}$,

$$\frac{1}{\mu_Z} \left[\mathbf{X}_i^\top \widehat{\boldsymbol{\beta}} + \eta \ell'(\mathbf{X}_i^\top \widehat{\boldsymbol{\beta}}) - \sigma_Z z_{(1-\alpha/2)}, \mathbf{X}_i^\top \widehat{\boldsymbol{\beta}} + \eta \ell'(\mathbf{X}_i^\top \widehat{\boldsymbol{\beta}}) + \sigma_Z z_{(1-\alpha/2)} \right].$$

Proof of Proposition A.2. Since $\mathbf{X}_i^\top \widehat{\boldsymbol{\beta}} = (\mathbf{L}^{-1} \mathbf{X}_i)^\top (\mathbf{L}^\top \widehat{\boldsymbol{\beta}})$ with $\mathbf{L}^{-1} \mathbf{X}_i \sim \mathcal{N}_p(\mathbf{0}, \mathbf{I}_p)$, we can repeat the arguments in Proposition 5.1 by replacing $\boldsymbol{\theta}$ and $\widehat{\boldsymbol{\theta}}$ with $(\mathbf{X}_1^\top \boldsymbol{\beta}, \dots, \mathbf{X}_n^\top \boldsymbol{\beta})^\top$ and $(\mathbf{X}_1^\top \widehat{\boldsymbol{\beta}} + \eta \ell'(\mathbf{X}_1^\top \widehat{\boldsymbol{\beta}}), \dots, \mathbf{X}_n^\top \widehat{\boldsymbol{\beta}} + \eta \ell'(\mathbf{X}_n^\top \widehat{\boldsymbol{\beta}}))$, respectively. \square

A.8. Sufficient Condition for Assumption 2. We discuss a sufficient condition for Assumption 2 (A5). We require the monotonicity below to identify the SS parameter by using the method provided in Section 4.3.

Lemma A.3. *Let $\mathbb{E}[g(Z_\varsigma)] < \infty$ for $\varsigma > 0$ and g_0 be strictly monotone on \mathbb{R}_+ . Then, the map $\varsigma \mapsto \mathbb{E}[g(Z_\varsigma)]$ is strictly monotonic in $\varsigma > 0$.*

This ensures the uniqueness of the estimator $\widehat{\gamma}^2$. One of the sufficient conditions is the following.

Assumption 3. *The odd part $g_0(x) := (g(x) + g(-x))/2$ of the inverse link function $g(\cdot)$ is strictly monotonic for \mathbb{R}_+ .*

Intuitively, this implies that the form of $g(\cdot)$ is not point-symmetric around point $(0, g(0))$, which is a generalization of a non-odd function. This precludes logistic regression, but many other models satisfy the condition.

APPENDIX B. PROOFS OF MAIN RESULTS

Proof of Proposition 3.2. Since the surrogate loss has an equivalent form of the negative log-likelihood function for logistic regression, it can be derived according to the discussion of [21] in Section 4.7. Note that the construction of $h(\cdot, \cdot)$ and the inverse link function $g(\cdot)$ are generalized in our case. \square

Proof of Proposition 5.1. Lemma A.2 implies that, for any $j = 1, \dots, p$,

$$\frac{\widehat{\beta}_j - \mu\beta_j}{\sigma/\tau_j} = \frac{\widehat{\theta}_j - \mu\theta_j}{\sigma},$$

where we define

$$\boldsymbol{\theta} = \mathbf{L}^\top \boldsymbol{\beta}, \quad \widehat{\boldsymbol{\theta}} = \mathbf{L}^\top \widehat{\boldsymbol{\beta}}, \quad (19)$$

by a Cholesky factorization $\boldsymbol{\Sigma} = \mathbf{L}\mathbf{L}^\top$. We have $\widehat{\theta}_j = \tau_j \widehat{\beta}_j$ and $\theta_j = \tau_j \beta_j$ by the rearrangement of indices. Here, define

$$\mu_n = \frac{\widehat{\boldsymbol{\theta}}^\top \boldsymbol{\theta}}{\|\boldsymbol{\theta}\|^2}, \quad \text{and} \quad \sigma_n^2 = \frac{1}{\kappa} \|\widehat{\boldsymbol{\theta}} - \mu_n \boldsymbol{\theta}\|^2. \quad (20)$$

Then, we have

$$\sqrt{n} \frac{\widehat{\theta}_j - \mu\theta_j}{\sigma} = \sqrt{n} \frac{\widehat{\theta}_j - \mu_n \theta_j}{\sigma_n} \frac{\sigma_n}{\sigma} + \sqrt{n} \frac{(\mu_n - \mu)\theta_j}{\sigma}.$$

Lemma C.4 gives us

$$\frac{\widehat{\boldsymbol{\theta}} - \mu_n \boldsymbol{\theta}}{\sigma_n} \stackrel{d}{=} \frac{\mathbf{P}_\theta^\perp \mathbf{Z}}{\|\mathbf{P}_\theta^\perp \mathbf{Z}\|}, \quad (21)$$

where $\mathbf{Z} = (Z_1, \dots, Z_p) \sim \mathcal{N}_p(\mathbf{0}, \mathbf{I}_p)$. Triangle inequalities yield that

$$\frac{\|\mathbf{Z}\|}{\sqrt{p}} - \frac{|\boldsymbol{\theta}^\top \mathbf{Z}|}{\sqrt{p} \|\boldsymbol{\theta}\|} \leq \frac{\|\mathbf{P}_\theta^\perp \mathbf{Z}\|}{\sqrt{p}} \leq \frac{\|\mathbf{Z}\|}{\sqrt{p}} + \frac{|\boldsymbol{\theta}^\top \mathbf{Z}|}{\sqrt{p} \|\boldsymbol{\theta}\|}.$$

Since $|\boldsymbol{\theta}^\top \mathbf{Z}|/(\sqrt{p} \|\boldsymbol{\theta}\|) \xrightarrow{\text{a.s.}} 0$ and $\|\mathbf{Z}\|/\sqrt{p} \xrightarrow{\text{a.s.}} 1$, we have $\|\mathbf{P}_\theta^\perp \mathbf{Z}\|/\sqrt{p} \xrightarrow{\text{a.s.}} 1$. Then, this fact and (21) imply that

$$\sqrt{n} \frac{\widehat{\theta}_j - \mu_n \theta_j}{\sigma_n} \stackrel{d}{=} \frac{1}{\sqrt{\kappa}} \sigma_j Q + o_p(1), \quad \sigma_j^2 = 1 - \frac{\theta_j^2}{\|\boldsymbol{\theta}\|^2},$$

where $Q \sim \mathcal{N}(0, 1)$. Here we use the fact that the covariance matrix of $\mathbf{P}_\theta^\perp \mathbf{Z}$ is $\mathbf{P}_\theta^\perp \mathbf{P}_\theta^\perp = \mathbf{I}_p - \boldsymbol{\theta}\boldsymbol{\theta}^\top/\|\boldsymbol{\theta}\|^2$. Thus, the facts that $\mu_n \xrightarrow{\text{a.s.}} \mu$ and $\sigma_n^2 \xrightarrow{\text{a.s.}} \sigma^2$ by Lemma C.5 conclude the proof. \square

Proof of Lemma A.3. We write the cumulative distribution and density functions of the standard normal distribution by $\Phi : \mathbb{R} \rightarrow \mathbb{R}$ and $\phi : \mathbb{R} \rightarrow \mathbb{R}$, respectively. Note that a density function of Gaussian distribution with mean zero is an even function. Since a product of

even functions is even and a product of an even function and an odd function is odd, we have

$$\mathbb{E}[g(Z_\varsigma)] = \frac{1}{\varsigma} \int_{-\infty}^{\infty} g(x) \phi\left(\frac{x}{\varsigma}\right) dx = \int_{-\infty}^{\infty} g(\varsigma y) \phi(y) dy = 2 \int_0^{\infty} g_0(\varsigma y) \phi(y) dy,$$

where the second identity is from a change of variables $y = x/\varsigma$. Thus, For any $\varsigma_1 > \varsigma_0 > 0$, we can say that

$$\mathbb{E}[g(Z_{\varsigma_1})] - \mathbb{E}[g(Z_{\varsigma_0})] = 2 \int_0^{\infty} \{g_0(\varsigma_1 y) - g_0(\varsigma_0 y)\} \phi(y) dy.$$

is strictly positive or negative by $\phi(\cdot) > 0$. Therefore, if the even part $g_0(\cdot)$ of $g(\cdot)$ is monotone on \mathbb{R}_+ , then $\mathbb{E}[g(Z_\varsigma)]$ is monotone in $\varsigma > 0$. \square

Proof of Theorem 5.1. Case of (13). The law of large numbers yields

$$\sup_{\varsigma^2 > 0} \left| \tilde{\Psi}_n(\varsigma^2) - \tilde{\Psi}(\varsigma^2) \right| = \left| \frac{1}{n} \sum_{i=1}^n Y_i - \mathbb{E}[\bar{Y}] \right| \xrightarrow{\text{a.s.}} 0, \quad (22)$$

Thus, (22), Assumption (A5), and $\tilde{\Psi}(\gamma) = 0$ imply $\hat{\gamma}^2 \xrightarrow{\text{a.s.}} \gamma^2$ by Theorem 5.9 in [49].

Case of (11) By the definition, we have

$$\sup_{\varsigma, \varsigma_e} \|\Psi_n(\varsigma, \varsigma_e) - \Psi(\varsigma, \varsigma_e)\| = \left\| \left(n^{-1} \sum_{i=1}^n Y_i^2 - \mathbb{E}[\bar{Y}^2], n^{-1} \sum_{i=1}^n Y_i^4 - \mathbb{E}[\bar{Y}^4] \right) \right\| \xrightarrow{\text{a.s.}} 0,$$

where the convergence follows from the law of large numbers. This uniform convergence, Assumption (A5), and $\Psi(\gamma) = \mathbf{0}$ imply $(\hat{\gamma}^2, \hat{\sigma}_e^2) \xrightarrow{\text{a.s.}} (\gamma^2, \sigma_e^2)$ by Theorem 5.9 in [49]. \square

Proof of Theorem 5.2. By Proposition 5.2, $\mathcal{CI}_{\alpha, j}$ is clearly asymptotically level $(1 - \alpha)$ confidence interval, since we have

$$\begin{aligned} & \Pr \left(\frac{\hat{\beta}_j}{\hat{\mu}} + z_{\alpha/2} \frac{\hat{\sigma}}{\sqrt{n\hat{\mu}\hat{\tau}_j}} \leq \beta_j \leq \frac{\hat{\beta}_j}{\hat{\mu}} - z_{\alpha/2} \frac{\hat{\sigma}}{\sqrt{n\hat{\mu}\hat{\tau}_j}} \right) \\ &= \Pr \left(z_{\alpha/2} \leq \frac{\sqrt{n}(\hat{\beta}_j - \hat{\mu}\beta_j)}{\hat{\sigma}/\hat{\tau}_j} \leq z_{(1-\alpha/2)} \right) \\ &\rightarrow (1 - \alpha). \end{aligned}$$

\square

Proof of Proposition 5.2. We have

$$\begin{aligned} \sqrt{n\hat{\tau}_j} \frac{\hat{\beta}_j - \hat{\mu}\beta_j}{\hat{\sigma}} &= \sqrt{n\hat{\tau}_j} \frac{\hat{\beta}_j - \mu\beta_j}{\sigma} \frac{\sigma}{\hat{\sigma}} - \sqrt{n\hat{\tau}_j} \frac{(\mu - \hat{\mu})\beta_j}{\hat{\sigma}} \\ &= \sqrt{n\hat{\tau}_j} \frac{\hat{\beta}_j - \mu\beta_j}{\sigma} - \sqrt{n\hat{\tau}_j} \frac{\hat{\beta}_j - \mu\beta_j}{\sigma} \frac{\hat{\sigma} - \sigma}{\hat{\sigma}} - \sqrt{n\hat{\tau}_j} \frac{(\mu - \hat{\mu})\beta_j}{\hat{\sigma}} \\ &= \sqrt{n\hat{\tau}_j} \frac{\hat{\beta}_j - \mu\beta_j}{\sigma} - o_p(1), \end{aligned}$$

where the last identity follows from Lemma C.3, $\sqrt{n}\tau_j\beta_j = O(1)$, and the assumption (A1). Finally, Proposition 5.1 concludes the proof. \square

APPENDIX C. TECHNICAL LEMMAS

For a matrix $A \in \mathbb{R}^{m \times m}$, $A \succeq 0$ is defined to mean that A is positive semi-definite.

Lemma C.1. *Suppose that $\mathbf{X}_i \sim \mathcal{N}_p(\mathbf{0}, \mathbf{I}_p)$. Under the assumption (A2), for some constant ϵ_0 such that $0 \leq \epsilon \leq \epsilon_0$,*

$$\frac{1}{n} \sum_{i=1}^n \nabla^2 \ell(\mathbf{b}; \mathbf{X}_i, Y_i) \succeq \left(\inf_{z: |z| \leq \frac{3\|\mathbf{b}\|}{\sqrt{\epsilon}}} g'(z) \right) \left(\sqrt{1-\epsilon} - \sqrt{\kappa} - 2\sqrt{\frac{H(\epsilon)}{1-\epsilon}} \right)^2 \mathbf{I}_p$$

with $H(\epsilon) = -\epsilon \log \epsilon - (1-\epsilon) \log(1-\epsilon)$ holds for any $\mathbf{b} \in \mathbb{R}^p$ with probability at least $1 - 2 \exp(-nH(\epsilon)) - 2 \exp(-n/2)$.

Proof of Lemma C.1. Since the proof of Lemma 3 in [43] only uses the specific structure $\nabla^2 \ell(\mathbf{b}; \mathbf{X}_i, Y_i) = \rho''(\mathbf{X}_i^\top \mathbf{b}) \mathbf{X}_i \mathbf{X}_i^\top$ with $\rho'(t) = 1/(1 + \exp(-t))$, we can immediately extend it to our general structure $\nabla^2 \ell(\mathbf{b}; \mathbf{X}_i, Y_i) = g'(\mathbf{X}_i^\top \mathbf{b}) \mathbf{X}_i \mathbf{X}_i^\top$. \square

Remark C.1. *This lemma implies that, for sufficiently small $\epsilon > 0$,*

$$\frac{1}{n} \sum_{i=1}^n \nabla^2 \ell(\mathbf{b}; \mathbf{X}_i, Y_i) \succeq \omega(\|\mathbf{b}\|) \mathbf{I}_p,$$

for some non-increasing positive function $\omega: \mathbb{R}_+ \rightarrow \mathbb{R}_+$ independent of n .

Lemma C.2. *Consider the setting of Lemma A.1. For the generalized approximate message passing recursion (15)-(16), we have the Cauchy property of the recursion:*

$$\begin{aligned} \lim_{k \rightarrow \infty} \lim_{n \rightarrow \infty} \|\boldsymbol{\beta}^{k+1} - \boldsymbol{\beta}^k\|^2 &=_{\text{a.s.}} 0, \\ \lim_{k \rightarrow \infty} \lim_{n \rightarrow \infty} \|\boldsymbol{\xi}^{k+1} - \boldsymbol{\xi}^k\|^2 &=_{\text{a.s.}} 0. \end{aligned}$$

Proof of Lemma C.2. For the stationary version of the GAMP recursion, we have

$$\bar{\eta}_* \{ \mathbf{Y} - g(\text{prox}_{\bar{\eta}_* G}(\boldsymbol{\xi}^k + \bar{\eta}_* \mathbf{Y})) \} = \text{prox}_{\bar{\eta}_* \ell}(\boldsymbol{\xi}^k) - \boldsymbol{\xi}^k,$$

where $\text{prox}_{\bar{\eta}_* \ell}(\cdot)$ depends on the first input of the surrogate loss function ℓ , by the fact that $\text{prox}_{\eta G}(x) = x - g(\text{prox}_{\eta G}(x))$ for any $x \in \mathbb{R}$, $\eta > 0$ by the definition of the proximal operator. Thus, taking $\Psi(z; b) = z - \text{prox}_{b\ell}(z)$, we can straightforwardly repeat the argument of Lemma 6.9 in [15] and complete the proof. \square

Recall that $\hat{\eta}$ is a solution of the SE system as defined in Section 5.1.

Lemma C.3. *Under the settings in Proposition 5.2, we have*

$$\hat{\eta} \xrightarrow{p} \eta, \quad \hat{\mu} \xrightarrow{p} \mu, \quad \hat{\sigma}^2 \xrightarrow{p} \sigma^2,$$

as $n, p(n) \rightarrow \infty$ with $p(n)/n \rightarrow \kappa$.

Proof of Lemma C.3. In this proof, we denote L_f as the Lipschitz constant of a function $f(\cdot)$. To emphasize the dependence on the signal strength, we denote $\eta(\hat{\gamma}) \equiv \hat{\eta}$, $\mu(\hat{\gamma}) \equiv \hat{\mu}$, $\sigma(\hat{\gamma}) \equiv \hat{\sigma}$, $\eta(\gamma) \equiv \eta$, $\mu(\gamma) \equiv \mu$, and $\sigma(\gamma) \equiv \sigma$. To begin with, note that, as discussed in Section 4.4 in [21], the solutions to the system of nonlinear equations (7) can be rewritten as fixed points of the following recursions:

$$\begin{aligned}\eta_{k+1}(\gamma) &= \kappa\eta_k(\gamma) \left(1 - \mathbb{E}_{(Q_1, Q_2, U)} \left[\frac{1}{1 + \eta_k(\gamma)g'(d_k(\gamma))} \right] \right)^{-1} \\ \mu_{k+1}(\gamma) &= \frac{\eta_{k+1}(\gamma)}{\gamma^2} \mathbb{E}_{(Q_1, Q_2, U)} [\gamma Q_1 \{h(\gamma Q_1, U) - g(d_k(\gamma))\}] \\ \sigma_{k+1}^2(\gamma) &= \frac{\eta_{k+1}^2(\gamma)}{\kappa^2} \mathbb{E}_{(Q_1, Q_2, U)} [\{h(\gamma Q_1, U) - g(d_k(\gamma))\}^2],\end{aligned}$$

where

$$\begin{aligned}d_k(\gamma) &= \text{prox}_{\eta_k(\gamma)G}(\mu_k(\gamma)\gamma Q_1 + \sqrt{\kappa}\sigma_k(\gamma)Q_2 + \eta_k(\gamma)h(\gamma Q_1, U)), \\ (Q_1, Q_2) &\sim \mathcal{N}_2(\mathbf{0}, \mathbf{I}_2), \quad U \perp\!\!\!\perp (Q_1, Q_2),\end{aligned}$$

and $h(\gamma Q_1, U)$ is designed to have the same distribution as Y .

Step 1. In this step, we inductively show that in each step $k \in \mathbb{N}$, $(\eta_k(\hat{\gamma}), \mu_k(\hat{\gamma}), \sigma_k(\hat{\gamma}))$ of the recursion converges to $(\eta_k(\gamma), \mu_k(\gamma), \sigma_k(\gamma))$ using the fact that $\hat{\gamma}^2 \xrightarrow{\text{a.s.}} \gamma^2$ by Theorem 5.1. Let $(\eta_0, \mu_0, \sigma_0)$ be a given triplet of the initializers, and assume $\eta_0 > 0$ and $\max\{|\eta_{k-1}(\hat{\gamma}) - \eta_{k-1}(\gamma)|, |\mu_{k-1}(\hat{\gamma}) - \mu_{k-1}(\gamma)|, |\sigma_{k-1}(\hat{\gamma}) - \sigma_{k-1}(\gamma)|\} = o_p(1)$.

• **Bound for d_0 .** We have

$$\begin{aligned}|d_0(\hat{\gamma}) - d_0(\gamma)| &= |\text{prox}_{\eta_0 G}(\mu_0 \hat{\gamma} Q_1 + \sqrt{\kappa} \sigma_0 Q_2 + \eta_0 h(\hat{\gamma} Q_1, U)) - \text{prox}_{\eta_0 G}(\mu_0 \gamma Q_1 + \sqrt{\kappa} \sigma_0 Q_2 + \eta_0 h(\gamma Q_1, U))| \\ &\leq |\mu_0(\hat{\gamma} - \gamma)Q_1 + \eta_0 h(\hat{\gamma} Q_1, U) - \eta_0 h(\gamma Q_1, U)| \\ &\leq ((\mu_0 + L_h \eta_0)Q_1) |\hat{\gamma} - \gamma| := L_{d_0} |\hat{\gamma} - \gamma|,\end{aligned}$$

where the first inequality follows from the Lipschitz continuous of the proximal operator by Lemma C.6 (i), and the last inequality is from the Lipschitz condition on $h(\cdot, \cdot)$ and the triangle inequality. Thus, $|d_0(\hat{\gamma}) - d_0(\gamma)| = o_p(1)$

• **Bound for η_1 .** We use the fact that $|\frac{1}{1-a} - \frac{1}{1-b}| \leq \frac{1}{(1-a)(1-b)} |a-b|$ for $0 < a, b < 1$, and $|\frac{1}{1+a} - \frac{1}{1+b}| \leq |a-b|$ for $0 < a, b$. Define a constant

$$C_{\eta_1} = \left(1 - \mathbb{E} \left[\frac{1}{1 + \eta_0 g'(d_0(\hat{\gamma}))} \right] \right)^{-1} \left(1 - \mathbb{E} \left[\frac{1}{1 + \eta_0 g'(d_0(\gamma))} \right] \right)^{-1} > 0.$$

Since $1 + \eta_0 g'(\cdot) > 1$ by the monotonically increasing property of $g(\cdot)$, we have

$$\begin{aligned}|\eta_1(\hat{\gamma}) - \eta_1(\gamma)| &\leq \kappa \eta_0 C_{\eta_1} \mathbb{E} \left[\left| \frac{1}{1 + \eta_0 g'(d_0(\hat{\gamma}))} - \frac{1}{1 + \eta_0 g'(d_0(\gamma))} \right| \right] \\ &\leq \kappa \eta_0^2 C_{\eta_1} \mathbb{E} [|g'(d_0(\hat{\gamma})) - g'(d_0(\gamma))|] \\ &\leq \kappa \eta_0^2 C_{\eta_1} L_{g'} L_{d_0} |\hat{\gamma} - \gamma|,\end{aligned}$$

where the last inequality uses the $L_{g'}$ -smoothness of the inverse link function $g(\cdot)$ and the Lipschitz continuity of $d_0(\gamma)$. Then, $|\eta_1(\hat{\gamma}) - \eta_1(\gamma)| = o_p(1)$.

• **Bound for μ_1 .** By the triangle inequality, we have

$$\begin{aligned} & |\mu_1(\hat{\gamma}) - \mu_1(\gamma)| \\ & \leq \left| \left(\frac{\eta_1(\hat{\gamma})}{\hat{\gamma}} - \frac{\eta_1(\gamma)}{\gamma} \right) \mathbb{E} [Q_1 \{h(\hat{\gamma}Q_1, U) - g(d_0(\hat{\gamma}))\}] \right| \\ & \quad + \left| \frac{\eta_1(\gamma)}{\gamma} \mathbb{E} [Q_1 \{h(\hat{\gamma}Q_1, U) - h(\gamma Q_1, U) - g(d_0(\hat{\gamma})) + g(d_0(\gamma))\}] \right|. \end{aligned}$$

Using the fact that $\frac{c}{a+b} = \frac{c}{a} - \frac{cb}{a(a+b)}$ for any $a \neq 0, b \neq -a, c \in \mathbb{R}$, we have

$$\frac{\eta_1(\hat{\gamma})}{\hat{\gamma}} - \frac{\eta_1(\gamma)}{\gamma} = \frac{\eta_1(\hat{\gamma})}{\gamma} - \frac{\eta_1(\hat{\gamma})(\hat{\gamma} - \gamma)}{\gamma\hat{\gamma}} - \frac{\eta_1(\gamma)}{\gamma} = \frac{\eta_1(\hat{\gamma}) - \eta_1(\gamma)}{\gamma} - o_p(1) = o_p(1).$$

Thus, by the Lipschitz continuity of $h(\cdot, \cdot)$, $g(\cdot)$, and d_0 , we have

$$|\mu_1(\hat{\gamma}) - \mu_1(\gamma)| \leq \left| \frac{\eta_1(\gamma)}{\gamma} (\hat{\gamma} - \gamma) \mathbb{E} [Q_1 (L_h Q_1 - L_g L_{d_0})] \right| + o_p(1) = o_p(1).$$

• **Bound for σ_1 .** By the triangle inequality and Jensen's inequality, we have

$$\begin{aligned} & |\sigma_1^2(\hat{\gamma}) - \sigma_1^2(\gamma)| \\ & \leq \frac{1}{\kappa^2} |(\eta_1^2(\hat{\gamma}) - \eta_1^2(\gamma)) \mathbb{E} [\{h(\hat{\gamma}Q_1, U) - g(d_0(\hat{\gamma}))\}^2]| \\ & \quad + \frac{\eta_1^2(\gamma)}{\kappa^2} \mathbb{E} |\{h(\hat{\gamma}Q_1, U) - g(d_0(\hat{\gamma}))\}^2 - \{h(\gamma Q_1, U) - g(d_0(\gamma))\}^2| \\ & \leq \frac{1}{\kappa^2} |\hat{\gamma} - \gamma| (\eta_1(\hat{\gamma}) + \eta_1(\gamma)) \mathbb{E} [\{h(\hat{\gamma}Q_1, U) - g(d_0(\hat{\gamma}))\}^2] \\ & \quad + \frac{\eta_1^2(\gamma)}{\kappa^2} \mathbb{E} [|\{h(\hat{\gamma}Q_1, U) - g(d_0(\hat{\gamma}))\} - \{h(\gamma Q_1, U) - g(d_0(\gamma))\}| \\ & \quad \cdot \{h(\hat{\gamma}Q_1, U) - g(d_0(\hat{\gamma})) + h(\gamma Q_1, U) - g(d_0(\gamma))\}] \\ & \leq o_p(1) + \frac{\eta_1^2(\gamma)}{\kappa^2} |\hat{\gamma} - \gamma| \mathbb{E} |(L_h Q_1 - L_g L_{d_0}) (h(\hat{\gamma}Q_1, U) - g(d_0(\hat{\gamma})) + h(\gamma Q_1, U) - g(d_0(\gamma)))| \\ & = o_p(1). \end{aligned}$$

Also, since $|a - b| \leq \sqrt{|a^2 - b^2|}$ for $a, b > 0$, we have $|\sigma_1(\hat{\gamma}) - \sigma_1(\gamma)| = o_p(1)$.

• **Bound for d_{k-1} .** By the triangle inequality, we have

$$\begin{aligned} & |d_{k-1}(\hat{\gamma}) - d_{k-1}(\gamma)| \\ & = \left| \text{prox}_{\eta_{k-1}(\hat{\gamma})G}(\mu_{k-1}(\hat{\gamma})\hat{\gamma}Q_1 + \sqrt{\kappa}\sigma_{k-1}(\hat{\gamma})Q_2 + \eta_{k-1}(\hat{\gamma})h(\hat{\gamma}Q_1, U)) \right. \\ & \quad \left. - \text{prox}_{\eta_{k-1}(\gamma)G}(\mu_{k-1}(\gamma)\gamma Q_1 + \sqrt{\kappa}\sigma_{k-1}(\gamma)Q_2 + \eta_{k-1}(\gamma)h(\gamma Q_1, U)) \right| \\ & \leq \left| \text{prox}_{\eta_{k-1}(\hat{\gamma})G}(\mu_{k-1}(\hat{\gamma})\hat{\gamma}Q_1 + \sqrt{\kappa}\sigma_{k-1}(\hat{\gamma})Q_2 + \eta_{k-1}(\hat{\gamma})h(\hat{\gamma}Q_1, U)) \right. \\ & \quad \left. - \text{prox}_{\eta_{k-1}(\gamma)G}(\mu_{k-1}(\hat{\gamma})\hat{\gamma}Q_1 + \sqrt{\kappa}\sigma_{k-1}(\hat{\gamma})Q_2 + \eta_{k-1}(\hat{\gamma})h(\hat{\gamma}Q_1, U)) \right| \end{aligned}$$

$$\begin{aligned}
& + \left| \text{prox}_{\eta_{k-1}(\gamma)G} (\mu_{k-1}(\widehat{\gamma})\widehat{\gamma}Q_1 + \sqrt{\kappa}\sigma_{k-1}(\widehat{\gamma})Q_2 + \eta_{k-1}(\widehat{\gamma})h(\widehat{\gamma}Q_1, U)) \right. \\
& \quad \left. - \text{prox}_{\eta_{k-1}(\gamma)G} (\mu_{k-1}(\gamma)\gamma Q_1 + \sqrt{\kappa}\sigma_{k-1}(\gamma)Q_2 + \eta_{k-1}(\gamma)h(\gamma Q_1, U)) \right| \\
& \leq C |\eta_{k-1}(\widehat{\gamma}) - \eta_{k-1}(\gamma)| + |Q_1 (\mu_{k-1}(\widehat{\gamma})\widehat{\gamma} - \mu_{k-1}(\gamma)\gamma)| + \sqrt{\kappa} |Q_2 (\sigma_{k-1}(\widehat{\gamma}) - \sigma_{k-1}(\gamma))| \\
& \quad + |\eta_{k-1}(\widehat{\gamma})h(\widehat{\gamma}Q_1, U) - \eta_{k-1}(\gamma)h(\gamma Q_1, U)|,
\end{aligned}$$

where C is some positive constant, and the last inequality follows from Lemma C.7 and Lemma C.6 (i). Using the triangle inequality again, we obtain

$$\begin{aligned}
& |d_{k-1}(\widehat{\gamma}) - d_{k-1}(\gamma)| \\
& \leq |Q_1 \mu_{k-1}(\widehat{\gamma})(\widehat{\gamma} - \gamma)| + |Q_1 (\mu_{k-1}(\widehat{\gamma}) - \mu_{k-1}(\gamma))| \gamma \\
& \quad + |\eta_{k-1}(\widehat{\gamma})Q_1 L_h (\widehat{\gamma} - \gamma)| + |(\eta_{k-1}(\widehat{\gamma}) - \eta_{k-1}(\gamma)) h(\gamma Q_1, U)| + o_p(1) = o_p(1).
\end{aligned}$$

• **Bound for η_k .** Define a constant

$$C_{\eta_k} = \left(1 - \mathbb{E} \left[\frac{1}{1 + \eta_{k-1}(\widehat{\gamma})g'(d_{k-1}(\widehat{\gamma}))} \right] \right)^{-1} \left(1 - \mathbb{E} \left[\frac{1}{1 + \eta_{k-1}(\gamma)g'(d_{k-1}(\gamma))} \right] \right)^{-1} > 0.$$

By the triangle inequality and the technique that we use for bounding η_1 , we have

$$\begin{aligned}
& |\eta_k(\widehat{\gamma}) - \eta_k(\gamma)| \\
& \leq \kappa \eta_{k-1}(\gamma) C_{\eta_k} \mathbb{E} [|\eta_{k-1}(\widehat{\gamma})g'(d_{k-1}(\widehat{\gamma})) - \eta_{k-1}(\gamma)g'(d_{k-1}(\gamma))|] + O_p(|\eta_{k-1}(\widehat{\gamma}) - \eta_{k-1}(\gamma)|) \\
& \leq \kappa \eta_{k-1}^2(\gamma) C_{\eta_k} L_{g'} \mathbb{E}[O_p(|d_{k-1}(\widehat{\gamma}) - d_{k-1}(\gamma)|)] + O_p(|\eta_{k-1}(\widehat{\gamma}) - \eta_{k-1}(\gamma)|) \\
& = o_p(1).
\end{aligned}$$

• **Bound for μ_k and σ_k .** By the same way to show the bound for μ_1 and σ_1 , we have

$$|\mu_k(\widehat{\gamma}) - \mu_k(\gamma)| = |\sigma_k(\widehat{\gamma}) - \sigma_k(\gamma)| = o_p(1).$$

Thus, we obtain

$$|\eta_k(\widehat{\gamma}) - \eta_k(\gamma)| = |\mu_k(\widehat{\gamma}) - \mu_k(\gamma)| = |\sigma_k(\widehat{\gamma}) - \sigma_k(\gamma)| = o_p(1), \quad (23)$$

for any $k \in \mathbb{N}$ by induction.

Step 2. In this step, we get the conclusion from the results in Step 1. First, we obtain

$$|\eta(\widehat{\gamma}) - \eta(\gamma)| = |\mu(\widehat{\gamma}) - \mu(\gamma)| = |\sigma(\widehat{\gamma}) - \sigma(\gamma)| = o_p(1).$$

This follows from the fact that

$$|\eta(\widehat{\gamma}) - \eta(\gamma)| \leq |\eta(\widehat{\gamma}) - \eta_k(\widehat{\gamma})| + |\eta(\gamma) - \eta_k(\gamma)| + o_p(1),$$

by (23) and the first two terms on the right-hand side converge to zero for a large k limit. The results for μ and σ also follow in the same manner. \square

Lemma C.4. Let $\widehat{\boldsymbol{\theta}}$ be the estimator, i.e. surrogate loss minimizer, in a GLM with a true coefficient vector $\boldsymbol{\theta}$ and features drawn i.i.d. from $\mathcal{N}_p(\mathbf{0}, \mathbf{I}_p)$. Define (μ_n, σ_n) as in (20). Then,

$$\frac{\widehat{\boldsymbol{\theta}} - \mu_n \boldsymbol{\theta}}{\sigma_n}$$

is uniformly distributed on the unit sphere lying in $\boldsymbol{\theta}^\perp$.

Proof of Lemma C.4. Define an orthogonal projection matrix $\mathbf{P}_\boldsymbol{\theta} = \boldsymbol{\theta}\boldsymbol{\theta}^\top / \|\boldsymbol{\theta}\|^2$ onto the line including $\boldsymbol{\theta}$, and an orthogonal projection matrix $\mathbf{P}_\boldsymbol{\theta}^\perp = \mathbf{I}_p - \mathbf{P}_\boldsymbol{\theta}$ onto the orthogonal complement of the line including $\boldsymbol{\theta}$. Let $\mathbf{U} \in \mathbb{R}^{p \times p}$ be any orthogonal matrix obeying $\mathbf{U}\boldsymbol{\theta} = \boldsymbol{\theta}$, i.e. any rotation operator about $\boldsymbol{\theta}$. Then, since $\widehat{\boldsymbol{\theta}} = \mathbf{P}_\boldsymbol{\theta}\widehat{\boldsymbol{\theta}} + \mathbf{P}_\boldsymbol{\theta}^\perp\widehat{\boldsymbol{\theta}}$, we have

$$\mathbf{U}\widehat{\boldsymbol{\theta}} = \mathbf{U}\mathbf{P}_\boldsymbol{\theta}\widehat{\boldsymbol{\theta}} + \mathbf{U}\mathbf{P}_\boldsymbol{\theta}^\perp\widehat{\boldsymbol{\theta}} = \mathbf{P}_\boldsymbol{\theta}\widehat{\boldsymbol{\theta}} + \mathbf{U}\mathbf{P}_\boldsymbol{\theta}^\perp\widehat{\boldsymbol{\theta}}.$$

Using this, we obtain

$$\frac{\mathbf{U}\mathbf{P}_\boldsymbol{\theta}^\perp\widehat{\boldsymbol{\theta}}}{\|\mathbf{P}_\boldsymbol{\theta}^\perp\widehat{\boldsymbol{\theta}}\|} \stackrel{d}{=} \frac{\mathbf{P}_\boldsymbol{\theta}^\perp\widehat{\boldsymbol{\theta}}}{\|\mathbf{P}_\boldsymbol{\theta}^\perp\widehat{\boldsymbol{\theta}}\|} = \frac{\widehat{\boldsymbol{\theta}} - \mu_n\boldsymbol{\theta}}{\sigma_n}, \quad (24)$$

where the first identity follows from the fact that $\mathbf{U}\widehat{\boldsymbol{\theta}} \stackrel{d}{=} \widehat{\boldsymbol{\theta}}$ since $\mathbf{U}\widehat{\boldsymbol{\theta}}$ is the estimator with a true coefficient $\mathbf{U}\boldsymbol{\theta} = \boldsymbol{\theta}$ and features drawn i.i.d. from $\mathcal{N}(\mathbf{0}, \mathbf{I}_p)$. (24) reveals that $(\widehat{\boldsymbol{\theta}} - \mu_n\boldsymbol{\theta})/\sigma_n$ is rotationally invariant about $\boldsymbol{\theta}$, lies in $\boldsymbol{\theta}^\perp$, and has a unit norm. These conclude the proof. \square

Lemma C.5. *Suppose that $0 < \|\mathbf{L}^\top\widehat{\boldsymbol{\beta}}\|, \|\mathbf{L}^\top\boldsymbol{\beta}\| \leq C$ for some constant $C > 0$. Let $\boldsymbol{\theta}, \widehat{\boldsymbol{\theta}}$ be defined in (19). If we define*

$$\mu_n = \frac{\widehat{\boldsymbol{\theta}}^\top \boldsymbol{\theta}}{\|\boldsymbol{\theta}\|^2}, \quad \sigma_n^2 = \frac{1}{\kappa} \|\widehat{\boldsymbol{\theta}} - \mu_n\boldsymbol{\theta}\|^2,$$

then, under assumptions (A1) and (A2), we have

$$\mu_n \xrightarrow{\text{a.s.}} \mu, \quad \sigma_n^2 \xrightarrow{\text{a.s.}} \sigma^2,$$

as $n, p(n) \rightarrow \infty$ with $p(n)/n \rightarrow \kappa$.

Proof of Lemma C.5. Since $\|\boldsymbol{\theta}\|$ is bounded by an assumption, $\mathbf{U}\boldsymbol{\theta} = (\|\boldsymbol{\theta}\|, \dots, \|\boldsymbol{\theta}\|)/\sqrt{p}$ with some orthogonal matrix $\mathbf{U} \in \mathbb{R}^{p \times p}$ satisfies an assumption of Lemma A.1 with $\bar{\boldsymbol{\beta}} \sim \delta_{\gamma/\sqrt{p}}$ by the fact that $\|\mathbf{U}\boldsymbol{\theta}\|^2 = \|\boldsymbol{\theta}\|^2 = \boldsymbol{\beta}^\top \boldsymbol{\Sigma} \boldsymbol{\beta} = \gamma^2$. Then applying Lemma A.1 to $(\mathbf{U}\boldsymbol{\theta}, \mathbf{U}\widehat{\boldsymbol{\theta}})$ with $\psi(s, t) = st, t^2$ and considering their ratio gives

$$\frac{\langle \mathbf{U}\boldsymbol{\theta}, \mathbf{U}\widehat{\boldsymbol{\theta}} \rangle}{\|\mathbf{U}\boldsymbol{\theta}\|^2} = \mu_n \xrightarrow{\text{a.s.}} \mu.$$

Also, setting $\psi(s, t) = (s - \mu t)^2$ yields

$$\frac{1}{\kappa} \|\mathbf{U}\widehat{\boldsymbol{\theta}} - \mu\mathbf{U}\boldsymbol{\theta}\|^2 = \frac{1}{\kappa} \|\widehat{\boldsymbol{\theta}} - \mu\boldsymbol{\theta}\|^2 \xrightarrow{\text{a.s.}} \sigma^2.$$

Thus, we obtain

$$\sigma_n^2 = \frac{1}{\kappa} \|\widehat{\boldsymbol{\theta}} - \mu\boldsymbol{\theta}\|^2 + 2(\mu - \mu_n)\boldsymbol{\theta}^\top \widehat{\boldsymbol{\theta}} - (\mu^2 - \mu_n^2) \|\boldsymbol{\theta}\|^2 \xrightarrow{\text{a.s.}} \sigma^2.$$

\square

Lemma C.6. Define $\|f\|_\infty := \sup_{t \in \mathbb{R}} |f(t)|$ for a function $f : \mathbb{R} \rightarrow \mathbb{R}$. A proximal operator $\text{prox}(x, f, b) \equiv \text{prox}_{bF}(x)$ with $x \in \mathbb{R}$, $b > 0$, and a monotone continuous function $f = F'$, is Lipschitz continuous with respect to

- (i) $x \in \mathbb{R}$ with constant 1,
- (ii) a monotone continuous function $f : \mathbb{R} \rightarrow \mathbb{R}$ in terms of L^∞ norm $\|\cdot\|_\infty$ with constant $b > 0$,
- (iii) and $b > 0$ with constant $\|f\|_\infty$.

Proof of Lemma C.6. For any $x, y \in \mathbb{R}$ and fixed monotone $f(\cdot)$, suppose that $u = \text{prox}(x, f, b)$ and $v = \text{prox}(y, f, b)$ and $u > v$ without loss of generality. Note that $F(\cdot)$ is convex since its derivative $f(\cdot)$ is a monotonically increasing function. By the first-order condition, we have $x = u + bf(u)$ and $y = v + bf(v)$. Since $f(\cdot)$ is monotonically increasing, $0 \leq (u - v)(f(u) - f(v))$. Using this,

$$0 \leq (u - v)(bf(u) - bf(v)) = (u - v)(x - u - y + v) = (u - v)(x - y) - (u - v)^2,$$

by $b > 0$. This immediately implies $|u - v| \leq |x - y|$, i.e., $\text{prox}(x, f, b)$ is 1-Lipschitz continuous with respect to the first argument.

Next, set any two continuous monotone functions $f(\cdot)$ and $g(\cdot)$. Suppose that $\text{prox}(x, f, b) \geq \text{prox}(x, g, b)$ with fixed $x \in \mathbb{R}$ without loss of generality. Then,

$$\begin{aligned} |\text{prox}(x, f, b) - \text{prox}(x, g, b)| &= \text{prox}(x, f, b) - \text{prox}(x, g, b) \\ &= b(g(\text{prox}(x, g, b)) - f(\text{prox}(x, f, b))) \\ &\leq b(g(\text{prox}(x, f, b)) - f(\text{prox}(x, f, b))) \\ &\leq b\|f - g\|_\infty, \end{aligned} \tag{25}$$

where the second identity follows from the fact that $\text{prox}(x, f) = x - bf(\text{prox}(x, f, b))$, and the first inequality is from monotonicity of $g(\cdot)$. This means $\text{prox}(x, f, b)$ is Lipschitz continuous for the second argument with constant $b > 0$ in terms of $\|\cdot\|_\infty$.

At last, using the fact that $\text{prox}(x, g, b) = \text{prox}(x, f, \alpha b)$ for $g(x) = \alpha f(x)$, $\alpha > 0$ by the definition of the proximal operator, we have, for any $b, b' > 0$,

$$\begin{aligned} |\text{prox}(x, f, b) - \text{prox}_{b'}(x, f, b')| &= \left| \text{prox}_b(x, f, b) - \text{prox}\left(x, \frac{b'}{b}f, b\right) \right| \\ &\leq b \left\| f - \frac{b'}{b}f \right\|_\infty \\ &= \|bf - b'f\|_\infty \\ &= |b - b'| \|f\|_\infty, \end{aligned}$$

where the inequality follows from (25). □

Lemma C.7. Let $F : \mathbb{R} \rightarrow \mathbb{R}$ be a strictly convex function and $f = F'$. Suppose that $f(\cdot)$ takes bounded values on bounded domains. For any bounded $x \in \mathbb{R}$ and $c, c' > 0$, we have

$$|\text{prox}_{cF}(x) - \text{prox}_{c'F}(x)| \leq C |c - c'|,$$

for some positive constant C .

Proof of Lemma C.7. By the proofs of Lemma C.6 (ii) and (iii), we can improve Lemma C.6 (iii) as

$$|\text{prox}_{cF}(x) - \text{prox}_{c'F}(x)| \leq |f(\text{prox}_{cF}(x))| |c - c'|.$$

Thus, we can complete the proof by showing that $\text{prox}_{cF}(x)$ is bounded. Remind that the definition of the proximal operator is

$$\text{prox}_{cF}(x) = \arg \min_{z \in \mathbb{R}} \left\{ cF(z) + \frac{1}{2}(z - x)^2 \right\}.$$

We denote the objective function as $H(z) := cF(z) + \frac{1}{2}(z - x)^2 = H_1(z) + H_2(z)$. Obviously, H_2 has the minimum value at x .

(i) For the case that a minimizer \tilde{z} of H_1 is bounded. Note that the minimizer is unique by the strict convexity of H_1 . Without loss of generality, suppose that $\tilde{z} \leq x$. In this case, we have $H_1'(z') < 0$ and $H_2'(z') < 0$ for $z' < \tilde{z}$, and also have $H_1'(z') > 0$ and $H_2'(z') > 0$ for $z < z'$. Hence, $H'(z') < 0$ holds for $z' < \tilde{z}$ and $H'(z') > 0$ holds for $z < z'$, thus $\text{prox}_{cF}(x) \notin [-\infty, \tilde{z}) \cup (z, \infty]$. In contrast, $H'(z')$ may be both positive or negative for $z' \in [\tilde{z}, z]$. Hence, $\text{prox}_{cF}(x) \in [\tilde{z}, z]$ holds and thus bounded itself.

(ii) For the case when H_1 has a minimum at an unbounded point, such as $H_1(z) = ce^z$, we can also show that $\text{prox}_{cF}(x)$ is bounded. In this case, we can assume that H_1 is monotonically increasing without loss of generality. For $z > x$, we have $H'(z) > 0$ by $H_1'(z) > 0$ and $H_2(z) > 0$. Since $H_1'(z)$ is positive and monotonically increasing by the monotonicity and the convexity of $H_1(z)$, there exists a constant $\tilde{C} < x$ such that $H_1'(z) = cf(z) < -H_2'(z) = -(z - x)$ for any $z < \tilde{C}$. Putting together the results, we have $\text{prox}_{cF}(x) \in [\tilde{C}, x]$. \square

REFERENCES

- [1] Agarwal, A., S. Kakade, N. Karampatziakis, L. Song, and G. Valiant (2014). Least squares revisited: Scalable approaches for multi-class prediction. In *International Conference on Machine Learning*, pp. 541–549. PMLR.
- [2] Auer, P., M. Herbster, and M. K. Warmuth (1995). Exponentially many local minima for single neurons. *Advances in neural information processing systems 8*.
- [3] Barbier, J., F. Krzakala, N. Macris, L. Miolane, and L. Zdeborová (2019). Optimal errors and phase transitions in high-dimensional generalized linear models. *Proceedings of the National Academy of Sciences 116*(12), 5451–5460.
- [4] Bayati, M. and A. Montanari (2011). The dynamics of message passing on dense graphs, with applications to compressed sensing. *IEEE Transactions on Information Theory 57*(2), 764–785.
- [5] Bellec, P. C. (2022). Observable adjustments in single-index models for regularized m-estimators. *arXiv preprint arXiv:2204.06990*.

- [6] Bellec, P. C. and Y. Shen (2022). Derivatives and residual distribution of regularized m-estimators with application to adaptive tuning. In *Conference on Learning Theory*, pp. 1912–1947. PMLR.
- [7] Bellec, P. C. and C.-H. Zhang (2021). Second-order stein: Sure for sure and other applications in high-dimensional inference. *The Annals of Statistics* 49(4), 1864–1903.
- [8] Bolthausen, E. (2014). An iterative construction of solutions of the tap equations for the sherrington–kirkpatrick model. *Communications in Mathematical Physics* 325(1), 333–366.
- [9] Cai, T. T., Z. Guo, and R. Ma (2021). Statistical inference for high-dimensional generalized linear models with binary outcomes. *Journal of the American Statistical Association*, 1–14.
- [10] Cai, T. T., Z. Guo, and R. Ma (2023). Statistical inference for high-dimensional generalized linear models with binary outcomes. *Journal of the American Statistical Association* 118(542), 1319–1332.
- [11] Candès, E. J. and P. Sur (2020). The phase transition for the existence of the maximum likelihood estimate in high-dimensional logistic regression. *The Annals of Statistics* 48(1), 27–42.
- [12] Chatterjee, S. (2009). Fluctuations of eigenvalues and second order poincaré inequalities. *Probability Theory and Related Fields* 143(1-2), 1–40.
- [13] Cordeiro, G. M. (1983). Improved likelihood ratio statistics for generalized linear models. *Journal of the Royal Statistical Society: Series B (Methodological)* 45(3), 404–413.
- [14] Detrano, R., A. Janosi, W. Steinbrunn, M. Pfisterer, J.-J. Schmid, S. Sandhu, K. H. Guppy, S. Lee, and V. Froelicher (1989). International application of a new probability algorithm for the diagnosis of coronary artery disease. *The American Journal of Cardiology* 64(5), 304–310.
- [15] Donoho, D. and A. Montanari (2016). High dimensional robust m-estimation: Asymptotic variance via approximate message passing. *Probability Theory and Related Fields* 166(3), 935–969.
- [16] Donoho, D. L., A. Maleki, and A. Montanari (2009). Message-passing algorithms for compressed sensing. *Proceedings of the National Academy of Sciences* 106(45), 18914–18919.
- [17] Dua, D. and C. Graff (2017). UCI machine learning repository.
- [18] El Karoui, N. (2018). On the impact of predictor geometry on the performance on high-dimensional ridge-regularized generalized robust regression estimators. *Probability Theory and Related Fields* 170, 95–175.
- [19] El Karoui, N., D. Bean, P. J. Bickel, C. Lim, and B. Yu (2013). On robust regression with high-dimensional predictors. *Proceedings of the National Academy of Sciences* 110(36), 14557–14562.
- [20] Fei, Z. and Y. Li (2021). Estimation and inference for high dimensional generalized linear models: A splitting and smoothing approach. *Journal of Machine Learning Research* 22(58), 1–32.

- [21] Feng, O. Y., R. Venkataramanan, C. Rush, and R. J. Samworth (2022). A unifying tutorial on approximate message passing. *Foundations and Trends® in Machine Learning* 15(4), 335–536.
- [22] Guo, B. and S. X. Chen (2016). Tests for high dimensional generalized linear models. *Journal of the Royal Statistical Society. Series B (Statistical Methodology)*, 1079–1102.
- [23] Hastie, T., A. Montanari, S. Rosset, and R. J. Tibshirani (2022). Surprises in high-dimensional ridgeless least squares interpolation. *The Annals of Statistics* 50(2), 949–986.
- [24] Janková, J., R. D. Shah, P. Bühlmann, and R. J. Samworth (2020). Goodness-of-fit testing in high dimensional generalized linear models. *Journal of the Royal Statistical Society Series B: Statistical Methodology* 82(3), 773–795.
- [25] Janková, J. and S. Van De Geer (2016). Confidence regions for high-dimensional generalized linear models under sparsity. *arXiv preprint arXiv:1610.01353*.
- [26] Jørgensen, B. (1987). Exponential dispersion models. *Journal of the Royal Statistical Society: Series B (Methodological)* 49(2), 127–145.
- [27] Kantorovich, L. V. and S. Rubinshtein (1958). On a space of totally additive functions. *Vestnik of the St. Petersburg University: Mathematics* 13(7), 52–59.
- [28] Li, S., L. Zhang, T. T. Cai, and H. Li (2023). Estimation and inference for high-dimensional generalized linear models with knowledge transfer. *Journal of the American Statistical Association*, 1–12.
- [29] Loureiro, B., C. Gerbelot, H. Cui, S. Goldt, F. Krzakala, M. Mézard, and L. Zdeborová (2021). Capturing the learning curves of generic features maps for realistic data sets with a teacher-student model. *arXiv preprint arXiv:2102.08127*.
- [30] Mai, X. and Z. Liao (2019). High dimensional classification via regularized and unregularized empirical risk minimization: Precise error and optimal loss. *arXiv preprint arXiv:1905.13742*.
- [31] Mai, X., Z. Liao, and R. Couillet (2019). A large scale analysis of logistic regression: Asymptotic performance and new insights. In *ICASSP 2019-2019 IEEE International Conference on Acoustics, Speech and Signal Processing (ICASSP)*, pp. 3357–3361. IEEE.
- [32] McCullagh, P. (1980). Regression models for ordinal data. *Journal of the Royal Statistical Society: Series B (Methodological)* 42(2), 109–127.
- [33] Mei, S. and A. Montanari (2022). The generalization error of random features regression: Precise asymptotics and the double descent curve. *Communications on Pure and Applied Mathematics* 75(4), 667–766.
- [34] Miolane, L. and A. Montanari (2021). The distribution of the lasso: Uniform control over sparse balls and adaptive parameter tuning. *The Annals of Statistics* 49(4), 2313–2335.
- [35] Montanari, A. and B. N. Saeed (2022). Universality of empirical risk minimization. In *Conference on Learning Theory*, pp. 4310–4312. PMLR.
- [36] Ponnet, J., P. Segaert, S. Van Aelst, and T. Verdonck (2024). Robust inference and modeling of mean and dispersion for generalized linear models. *Journal of the American Statistical Association* 119(545), 678–689.

- [37] Rangan, S. (2011). Generalized approximate message passing for estimation with random linear mixing. In *2011 IEEE International Symposium on Information Theory Proceedings*, pp. 2168–2172. IEEE.
- [38] Rangan, S., P. Schniter, E. Riegler, A. K. Fletcher, and V. Cevher (2016). Fixed points of generalized approximate message passing with arbitrary matrices. *IEEE Transactions on Information Theory* 62(12), 7464–7474.
- [39] Salehi, F., E. Abbasi, and B. Hassibi (2019). The impact of regularization on high-dimensional logistic regression. *Advances in Neural Information Processing Systems* 32.
- [40] Sawaya, K., Y. Uematsu, and M. Imaizumi (2024). High-dimensional single-index models: Link estimation and marginal inference. *arXiv preprint arXiv:2404.17812*.
- [41] Seddik, M. E. A., C. Louart, R. Couillet, and M. Tamaazousti (2021). The unexpected deterministic and universal behavior of large softmax classifiers. In *International Conference on Artificial Intelligence and Statistics*, pp. 1045–1053. PMLR.
- [42] Sur, P. and E. J. Candès (2019). A modern maximum-likelihood theory for high-dimensional logistic regression. *Proceedings of the National Academy of Sciences* 116(29), 14516–14525.
- [43] Sur, P., Y. Chen, and E. J. Candès (2019). The likelihood ratio test in high-dimensional logistic regression is asymptotically a rescaled chi-square. *Probability theory and related fields* 175(1), 487–558.
- [44] Tan, K. and P. C. Bellec (2023). Multinomial logistic regression: Asymptotic normality on null covariates in high-dimensions. *arXiv preprint arXiv:2305.17825*.
- [45] Thrampoulidis, C., E. Abbasi, and B. Hassibi (2015). Lasso with non-linear measurements is equivalent to one with linear measurements. *Advances in Neural Information Processing Systems* 28.
- [46] Thrampoulidis, C., E. Abbasi, and B. Hassibi (2018). Precise error analysis of regularized m -estimators in high dimensions. *IEEE Transactions on Information Theory* 64(8), 5592–5628.
- [47] Tian, X. and J. Taylor (2017). Asymptotics of selective inference. *Scandinavian Journal of Statistics* 44(2), 480–499.
- [48] Van de Geer, S., P. Bühlmann, Y. Ritov, and R. Dezeure (2014). On asymptotically optimal confidence regions and tests for high-dimensional models. *The Annals of Statistics*, 1166–1202.
- [49] van der Vaart, A. W. (2000). *Asymptotic statistics*, Volume 3. Cambridge University Press.
- [50] Venkataramanan, R., K. Kögler, and M. Mondelli (2022). Estimation in rotationally invariant generalized linear models via approximate message passing. In *International Conference on Machine Learning*, pp. 22120–22144. PMLR.
- [51] Yadlowsky, S., T. Yun, C. Y. McLean, and A. D’Amour (2021). Sloe: A faster method for statistical inference in high-dimensional logistic regression. *Advances in Neural Information Processing Systems* 34, 29517–29528.

[52] Zhao, Q., P. Sur, and E. J. Candes (2022). The asymptotic distribution of the mle in high-dimensional logistic models: Arbitrary covariance. *Bernoulli* 28(3), 1835–1861.