

The Minimax Risk in Testing Uniformity of Poisson Data under Missing Ball Alternatives within a Hypercube

Alon Kipnis

School of Computer Science, Reichman University.

Abstract

We study the problem of testing the goodness of fit of occurrences of items from many categories to an identical Poisson distribution over the categories. As a class of alternative hypotheses, we consider the removal of an ℓ_p ball, $p \leq 2$, of radius ϵ from a hypercube around the sequence of uniform Poisson rates. When the expected number of samples n and number of categories N go to infinity while ϵ is small, the minimax risk asymptotes to $2\Phi(-nN^{2-2/p}\epsilon^2/\sqrt{8N})$; $\Phi(x)$ is the normal CDF. This result allows the comparison of the many estimators previously proposed for this problem at the constant level, rather than at the rate of convergence of the risk or the scaling order of the sample complexity. The minimax test mostly relies on collisions in the small sample limit but behaves like the chisquared test. Empirical studies over a range of problem parameters show that the asymptotic risk estimate is accurate in finite samples and that the minimax test is significantly better than the chisquared test or a test that only uses collisions. Our analysis combines standard ideas from non-parametric hypothesis testing with new results in the low count limit of multiple Poisson distributions, including the convexity of certain kernels and a central limit theorem of linear test statistics.

I. INTRODUCTION

We have data recording the occurrences O_1, \dots, O_N of items from a large number of N categories. We are interested in testing if the occurrences are uniform in the sense that they all obey the same Poisson law independently across categories, or perhaps they obey Poisson laws of inhomogeneous rate sequence taken from an alternative class. Namely, the data obeys

$$H(Q) : O_i \stackrel{\text{iid}}{\sim} \text{Pois}(nQ_i), \quad i = 1, \dots, N, \quad (1)$$

where $Q = (Q_1, \dots, Q_N) \in \mathbb{R}_+^N$ is an arbitrary poisson rate vector. We are interested to test whether $Q_i = 1/N$ for all $i = 1, \dots, N$, or not. Here n is a parameter that controls the total expected number of occurrences.

This paper was presented in part at the 2023 59th Annual Allerton Conference on Communication, Control, and Computing [1].

A. Motivation

This situation might arise when we are interested in testing the spatial uniformity of a light source using an array of photon counters operating over a prescribed time interval, or when verifying whether n symbols produced by an information source are distributed uniformly over their alphabet when n has a Poisson distribution. More generally, testing the goodness-of-fit of a random sample x_1, \dots, x_n to any continuous distribution with cumulative distribution function (CDF) F_0 can be reduced to testing uniformity by considering the occurrences

$$o_i = \# \left\{ \frac{i-1}{N} \leq y_i < \frac{i}{N} \right\}, \quad y_i = F_0(x_i), \quad i = 1, \dots, N; \quad (2)$$

see a related discussion in [2] and [3, Ch. 1.4], and potential exceptions in [4]. Additional motivation for testing the uniformity of Poisson data is its connection to the multinomial model, which arises from the former when conditioning on the event $\sum_{i=1}^N O_i = n$ [5]. Consequently, the minimax risk under the Poisson setting bounds from above the minimax risk under the multinomial setting, whereas this bound is tight in many important cases [6], [7], [8], [2], [9], [10].

B. Minimax formulation

Denote by $U = (1/N, \dots, 1/N) \in \mathbb{R}_+^N$ the uniform rate vector. Given a test $\psi : \mathcal{N}^N \rightarrow \{0, 1\}$ and $Q \neq U$, the risk of ψ is

$$R(\psi; Q) := \Pr[\psi|H_0] + \Pr[1 - \psi|H(Q)],$$

where $H_0 = H(U)$. Given a set of alternative sequences V , we are interested in the minimax risk over V :

$$R^*(V) := \inf_{\psi} \sup_{Q \in V} R(\psi; Q). \quad (3)$$

The minimax analysis is commonly understood as a two-person game of the statistician versus Nature [11, Ch. 5],[12, Ch. 6]: The statistician plays an estimator ψ to decide whether the data generating frequency sequence $Q \in \mathbb{R}_+^N$ is in the null or the alternative. Nature plays a choice of Q , either from the null or the alternative. Nature tries to maximize the risk while the statistician tries to minimize it.

C. Related works

Our setting is related to non-parametric hypothesis testing on densities [7], [13], [14], [15], [4] and to testing for the uniformity under the multinomial model mentioned earlier [16], [17], [18], [19]. In these contexts, [14], [3] characterized the minimax risk when each sequence in the alternative is a binned version of a smooth density function as in (2) and showed that the minimax test is based on the chisquared statistic. Similar results under assumptions other than smoothness and some different alternatives can be found in [2]. In recent years, works originating from the field of property testing in computer science [20], [21] focused on testing uniformity against discrete distribution alternatives that do not necessarily arise as binned versions of smooth densities [17], [18], [22], [23], [24]. Instead, they may be unrestricted or obey other properties [25], [9], [26], and typically focus on the case of n much smaller than N , denoted as the ‘‘sub-linear’’ regime. These works characterized estimators’

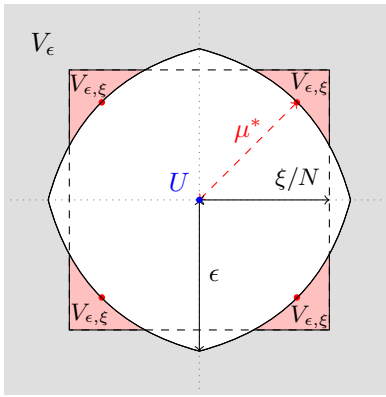


Fig. 1. Conceptual sketch of the sets of alternatives V_ϵ (shaded gray) and $V_{\epsilon,\xi}$ (shaded red), in $N = 2$ dimensions and $p \leq 2$. The least favorable rate sequences in $V_{\epsilon,\xi}$ are typical realizations of the least favorable prior. This prior turns out to be supported over points at the boundary of the ℓ_p ball around the uniform rate sequence $U = (1/N, \dots, 1/N)$ closest to the center (indicated by 4 red dots). μ^* is the perturbation defining the least favorable prior found in Theorem 4.

optimal rate of convergence, e.g., the number of samples guaranteeing vanishing minimax risk in the other problem parameters. Nevertheless, these previous works neither provide the minimax asymptotic risk nor the minimax test which remained open problems. The present work aims to fill these gaps under the Poisson model.

D. Contributions

Denote by V_ϵ the set of rate sequences obtained by removing an ℓ_p of radius ϵ around the uniform rate sequence U . Namely,

$$V_\epsilon := \left\{ Q \in \mathbb{R}_+^N : \sum_{i=1}^N |Q_i - 1/N|^p \geq \epsilon^p \right\}, \quad p \in (0, 2]. \quad (4)$$

Consider the restriction of V_ϵ to a hypercube of radius ξ/N around U :

$$V_{\epsilon,\xi} := V_\epsilon \cap \left\{ Q \in \mathbb{R}_+^N : \max_{i=1,\dots,N} |Q_i - 1/N| \leq \frac{\xi}{N} \right\}. \quad (5)$$

We note that $V_{\epsilon,\xi}$ is empty unless

$$\epsilon \leq \xi N^{-1+1/p}. \quad (6)$$

an assumption we use throughout to obtain a meaningful problem formulation.

We consider an asymptotic setting in which n and N go to infinity while

$$u_{\epsilon,n,N}^* := \frac{\epsilon^2 n}{\sqrt{2N}} N^{2-2/p} = O(1), \quad (7)$$

and $n/N \leq M$ for some fixed M . This situation covers the so-called ‘‘sub-linear’’ regime in which $n/N \rightarrow 0$, whereas the minimax risk in the case $n/N \rightarrow \infty$ is well-known [3, Ch. 1]. When $\epsilon \rightarrow 0$ and $\xi \rightarrow 0$, we show that the minimax risk $R^*(V_{\epsilon,\xi})$ obeys

$$R^*(V_{\epsilon,\xi}) = 2\Phi(-u_{\epsilon,n,N}^*/2) + o(1). \quad (8)$$

Under the less restrictive alternative set V_ϵ , we only have the lower bound

$$R^*(V_\epsilon) \geq 2\Phi(-u_{\epsilon,n,N}^*/2) + o(1).$$

These results follows from Theorems 4, 5, and 6. Additionally, these theorems yield an asymptotically minimax test under $V_{\epsilon,\xi}$ and a distribution defining the least favorable prior there; see Figure 1 for a conceptual sketch.

As it turns out, the approximation (8) provides to $R^*(V_{\epsilon,\xi})$ is fairly accurate in finite n , N , and small values of ϵ , as we demonstrate using numerical experiments for $p = 1$; see Figure 3 below. Our experiments also demonstrate the dominance of the minimax test over the chi-squared test and a test based only on collisions.

The ideology for constraining V_ϵ to the hypercube of radius ξ/N is that for $p \leq 2$ the least favorable alternatives appear to reside within this hypercube. Consequently, minimax testing against $V_{\epsilon,\xi}$ is thought to comprise the most challenging part of the analysis.

E. Significance of the contributions

As a way to understand the importance of characterizing the asymptotic minimax risk, consider the various estimators in the literature attaining the optimal sample complexity [17], [18], [27], [22], [4], [28], [29]. The minimax risk provides a way to compare these estimators at the constant level, in analogy to Pinsker's constant in non-parametric function estimation and Fisher's information in parametric estimation; see the discussion in [30]. Specifically, our characterization of the minimax risk significantly sharpens known results. For example, (8) implies that vanishing minimax risk requires $u_{\epsilon,n,N,p}^* \rightarrow \infty$. This condition coincides with [28, Cor. 1] and with [18] for the case $p = 1$ and under a related multinomial sampling model.

On the other hand, our results leave the possibility that the least favorable alternative is in $V_\epsilon \setminus V_{\epsilon,\xi}$, and that the general minimax risk $R^*(V_\epsilon)$ is asymptotically greater than $2\Phi(-u_{\epsilon,n,N}^*/2)$. We discuss this point further in Section V-C.

F. Method of analysis

We derive an upper (Theorem 4) and a lower bound (Theorem 5) for $R^*(V_{\epsilon,\xi})$, and show that the two bounds are asymptotically equivalent as $\epsilon \rightarrow 0$ (Theorem 6). We obtain the upper bound by characterizing the asymptotic power of linear tests under a class of priors that yields a sequence in $V_{\epsilon,\xi}$ with high probability. We find the least favorable prior for testing in this class; the risk of the optimal linear test under this prior bounds the minimax risk from above. We obtain the lower bound by considering the likelihood ratio test under this least favorable prior.

The main challenges in our analysis are associated with the upper bound. Specifically, establishing the asymptotic normality of a class of test statistics that are linear in the data's histogram (Lemma 2), and the consideration of a multivariate optimization problem over a kernel associated with the Poisson distribution in the limit of low counts (Theorem 4 and Lemma 9 in particular).

G. Paper outline

Preliminary analysis is provided in Section II. We present and discuss the main results in Section III. In Section IV, we report on numerical simulations. Additional discussion and remarks are in Section V. All the proofs are in the Appendix.

II. PRELIMINARIES

We provide a preliminary analysis of certain aspects of the problem before delivering the main results in Section III below.

A. Minimax bayesian setup

Assume that the sequence Q is sampled from some prior π over \mathbb{R}_+^N . The Bayes risk of a test ψ is defined as

$$\rho(\psi; \pi) = \mathbb{E}_{Q \sim \pi} [R(\psi; Q)],$$

where we used the notation

$$\begin{aligned} \mathbb{E}_{Q \sim \pi} [F(Q)] &= \sum_{i=1}^N \mathbb{E}_{Q_i \sim \pi_i} [F(Q_i)] \\ &= \sum_{i=1}^N \int_{\mathbb{R}} F(q) \pi_i(dq), \end{aligned}$$

for a function $F : \mathbb{R} \rightarrow \mathbb{R}$, assuming all per-coordinate expectation exists. We consider a set of priors in which the i -th coordinate of each member π is a probability measure over the real line such that each $Q \sim \pi$ belongs to $V_{\epsilon, \xi}$ “on average”. Namely

$$\begin{aligned} \Pi_{\epsilon, \xi} := \left\{ \pi : \sum_{i=1}^N \mathbb{E}_{Q \sim \pi} [|Q_i - 1/N|^p] \geq \epsilon^p, \right. \\ \left. \pi_i([(1 - \xi)/N, (1 + \xi)/N]) = 1, \forall i = 1, \dots, N \right\}. \end{aligned} \quad (9)$$

The minimax Bayes risk over $\Pi_{\epsilon, \xi}$ is defined as

$$\rho^*(\Pi_{\epsilon, \xi}) := \inf_{\psi} \sup_{\pi \in \Pi_{\epsilon, \xi}} \rho(\psi; \pi),$$

and by the minimax theorem [31],

$$\rho^*(\Pi_{\epsilon, \xi}) = \sup_{\pi \in \Pi_{\epsilon, \xi}} \inf_{\psi} \rho(\psi; \pi). \quad (10)$$

Whenever it exists, a prior $\pi^* \in \Pi_{\epsilon, \xi}$ attaining the supremum above is called *least favorable*.

Because every sequence $Q \in V_{\epsilon, \xi}$ corresponds to a prior whose i -th coordinate is a mass probability Q_i , we have $\rho^*(\Pi_{\epsilon, \xi}) \geq R^*(V_{\epsilon, \xi})$. On the other, by a standard argument similar to [14, Sec. 4],

Lemma 1. *Let $\pi \in \Pi_{\epsilon, \xi}$. Then*

$$R^*(V_{\epsilon, \xi}) \geq \rho^*(\Pi_{\epsilon, \xi}) + o(1).$$

Here and throughout the paper $o(1)$ goes to zero as N goes to infinity independently of the other parameters. The proof of Lemma 1 is in Appendix A.

We conclude

$$R^*(V_{\epsilon,\xi}) = \rho^*(\Pi_{\epsilon,\xi}) + o(1). \quad (11)$$

Our focus of interest is the case where $R^*(V_{\epsilon,\xi})$ converges to a constant larger than zero as N goes to infinity, in which case it follows from (11) that $R^*(V_{\epsilon,\xi})/\rho^*(\Pi_{\epsilon,\xi}) \rightarrow 1$.

Example: As an example of an interesting set of priors, consider the set $\Pi_{\epsilon,\xi}^3$ consisting of the product of three-point (or two-point if $\eta = 1$) priors that are symmetric around $U_i = 1/N$:

$$\pi_i(\eta, \mu) = (1 - \eta)\delta_{U_i} + \frac{\eta}{2}\delta_{U_i+\mu} + \frac{\eta}{2}\delta_{U_i-\mu}, \quad (12)$$

for $i = 1, \dots, N$. Here $(\eta, \mu) \in \mathbb{R}_+^2$ satisfy

$$\sum_{i=1}^N \mathbb{E}_{Q \sim \pi} [|Q_i - U|^p] = \eta\mu^p \geq \epsilon^p/N \quad \text{and} \quad |\mu| \leq \xi/N.$$

One of our key results (Theorem 4) implies that Π_{ϵ}^3 contains the unique least favorable prior π^* within $\Pi_{\epsilon,\xi}$ for a class of tests statistics that are linear in the sample's histogram, as we describe next.

B. Linear tests of the histogram

Let

$$X_m = \sum_{i=1}^N \mathbf{1}\{O_i = m\}, \quad m = 0, 1, 2, \dots$$

denote the number of categories with exactly m items. For example, X_0 is the number of categories not represented in the data, X_1 is the number of singletons, and X_2 is the number of pairwise collisions or coincidences. We call the set $\{X_0, X_1, \dots\}$ the data's histogram (aka the data's *pattern* [32] or *fingerprint* [33]).

Consider tests that reject the null for large values of

$$T(w) = \langle w, X \rangle = \sum_{m=0}^{\infty} X_m w_m \quad (13)$$

for some weights sequence $w := \{w_m\}_{m=0,1,\dots}$. For the sake of analyzing tests of the form (13), we introduce the exponential growth condition:

$$w_m \leq e^{C \cdot (m+1)}, \quad \forall m \geq 0, \quad \text{for some global } C > 0. \quad (14)$$

For $\lambda > 0$, let $P_\lambda(m)$ be the Poisson probability mass function:

$$P_\lambda(m) := \Pr [\text{Pois}(\lambda) = m] = e^{-\lambda} \frac{\lambda^m}{m!},$$

for $m = 0, 1, \dots$. Set

$$\lambda := \lambda_{n,N} := nU_i = n/N.$$

The histogram ordinate X_m is a binomial random variable with mean

$$\mu_m^0 := \mathbb{E}[X_m] = \sum_{i=1}^N P_{nU_i}(m) = N \cdot P_\lambda(m).$$

The covariance function of the stochastic process $\{X_m\}_{m=0,1,\dots}$ is

$$\text{Cov}[X_m, X_k] = N \begin{cases} P_\lambda(m)(1 - P_\lambda(m)) & m = k \\ -P_\lambda(m)P_\lambda(k) & m \neq k. \end{cases} \quad (15)$$

Henceforth, we write the covariance function using the infinite matrix Σ such that $\Sigma_{m,k} = \text{Cov}[X_m, X_k]$, where we agree that the first row and column of Σ has the index 0. It is convenient to write

$$\Sigma = \text{diag}(\mu^0) - \mu^0 \mu^{0\top} / N,$$

where for two sequences $u = \{u\}$ and $v = \{v\}$ the notation uv^\top denotes the infinite matrix whose (m, k) entry is $u_m v_k$, in accordance with standard matrix notation. We note that Σ is singular because $\Sigma \mathbf{1} = 0$, where $\mathbf{1} = (1, 1, \dots)$.

We have

$$T(w) = \sum_{i=1}^N A_i, \quad A_i := w_{O_i}. \quad (16)$$

Note that A_i , $i = 1, 2, \dots$ are independently and identically distributed under the null, with finite mean and variance. Consequently, under the null, T is asymptotically normal with mean and variance

$$\begin{aligned} \mathbb{E}[T(w)] &= \sum_{m=0}^{\infty} w_m \mu_m^0 = \langle w, \mu^0 \rangle \\ \text{Var}[T(w)] &= \langle w, \Sigma w \rangle. \end{aligned}$$

It follows that a test asymptotically of size α against H_0 is obtained by rejecting when

$$\frac{T(w) - \langle w, \mu^0 \rangle}{\sqrt{\langle w, \Sigma w \rangle}} > z_{1-\alpha}, \quad \Phi(-z_{1-\alpha}) = \alpha. \quad (17)$$

In the sequel, we use tests of the form (17) with α optimized to minimize the risk (e.g., Corollary 3-(ii) below). It turns out that the asymptotically minimax test is of the form (17) with a particular choice of w^* and level α . In analogy with [3], the same w^* also asymptotically maximizes the power under the least favorable choice of a sequence in the alternative at any prescribed $\alpha \in (0, 1)$.

C. Asymptotic normality of linear tests under alternative priors

We now analyze the mean shift in the statistic $T(w)$ of the form (13) due to a prior $\pi \in \Pi_{\epsilon, \xi}$ for Q . For $x \in \mathbb{R}$, $\lambda > 0$, and $m = 0, 1, \dots$, define

$$h_{m,\lambda}(x) := e^{-x} \left(1 + \frac{x}{\lambda}\right)^m - 1, \quad (18)$$

and

$$\Delta_m(\pi) := P_\lambda(m) \sum_{i=1}^N \int_{\mathbb{R}} h_{m,\lambda}(n(t - U_i)) \pi_i(dt). \quad (19)$$

Note that

$$P_{nt}(m) = P_\lambda(m) h_{m,\lambda}(n(t - 1/N)).$$

Therefore, for a random rate sequence $Q \sim \pi$, the mean of X_m is given by

$$\begin{aligned}\mu_m^1 &:= \mathbb{E}_{Q \sim \pi} \left[\sum_{i=1}^N P_{nQ_i}(m) \right] = \sum_{i=1}^N \int_{\mathbb{R}} P_{nt}(m) \pi_i(dt) \\ &= \mu_m^0 + P_\lambda(m) \sum_{i=1}^N \int_{\mathbb{R}} h_{m,\lambda}(n(t - U_i)) \pi_i(dt) \\ &= \mu_m^0 + \Delta_m(\pi)\end{aligned}\tag{20}$$

Consequently, we may think about $h_{m,\lambda}(nt)$ as the relative contribution of a perturbation of U_i by t to the expected difference in X_m , and on $\Delta_m(\pi)$ as the expected difference in X_m as a result of the random perturbations of the sequence U as described by π .

The following lemma establishes the asymptotic normality of test statistics of the form (17) under a prior π that is sufficiently close to the null. The proof is in Appendix B.

Lemma 2. *Suppose that $\{w_m\}$ is not a constant sequence and satisfies (14). Consider the multivariate Poisson setting (1) under the asymptotic $n, N \rightarrow \infty$ while $n/N \leq M$ for some fixed $M \in \mathbb{R}$. Let $\pi = \prod_{i=1}^N \pi_i$ be a product measure on \mathbb{R}^N . Denote*

$$H_{m,n,N}(\pi_i) := \int_{\mathbb{R}} h_{m,\frac{n}{N}} \left(n \left(t - \frac{1}{N} \right) \right) \pi_i(dt),$$

and suppose that, for every fixed $m = 0, 1, 2, \dots$,

$$\lim_{N \rightarrow \infty} \max_{i=1, \dots, N} H_{m,n,N}(\pi_i) = 0.\tag{21}$$

Then

$$\lim_{N \rightarrow \infty} \Pr_{Q \sim \pi} \left[\frac{\sum_{m=0}^{\infty} w_m (X_m - \mu_m^1)}{\sqrt{\langle w, \Sigma w \rangle}} \leq s \right] = \Phi(s),\tag{22}$$

uniformly in s .

Note that Σ is the covariance matrix of $\{X_m\}$ under the null. Hence Lemma 2 establishes both the asymptotic normality of $T(w)$ and the asymptotic stability of its variance under an alternative prior satisfying (21). This lemma leads to an asymptotic characterization of the power of tests of the form (17) for H_0 versus any simple alternative defined by a prior π that satisfies the proximity condition (38).

Corollary 3. *Under the conditions of Lemma 2 with π satisfying (21),*

(i) *the power of a test of the form (17) is asymptotically bounded from above by*

$$\Phi \left(\frac{\langle w, \Delta(\pi) \rangle}{\sqrt{\langle w, \Sigma w \rangle}} - z_{1-\alpha} \right).$$

(ii) *the Bayes risk of the test ψ_{w,α^*} of the form (17) with*

$$z_{1-\alpha^*} = \frac{\langle w, \Delta(\pi) \rangle}{2\sqrt{\langle w, \Sigma w \rangle}}\tag{23}$$

obeys

$$\rho(\psi_{w,\alpha^*}; \pi) = 2\Phi \left(-\frac{\langle w, \Delta(\pi) \rangle}{2\sqrt{\langle w, \Sigma w \rangle}} \right) + o(1).\tag{24}$$

D. Linear discriminant analysis

For the sake of discussion, assume that $T(w)$ is Gaussian and that a prior π for Q induces a shift in the mean of $\{X_m\}$ of magnitude $\Delta(\pi)$ but without alerting the covariance matrix Σ . The vector $w(\pi)$ that maximizes the power of (17) is provided via standard linear discriminant analysis using a generalized inverse of Σ [34]. It can be verified that

$$\Sigma^\dagger := \left((\text{diag} [\mu^0])^{-1} - \frac{\mathbf{1}\mathbf{1}^\top}{N} \right) \quad (25)$$

satisfies $\Sigma^\dagger \Sigma \Sigma^\dagger = \Sigma^\dagger$ and $\Sigma \Sigma^\dagger \Sigma = \Sigma$, and hence is a generalized inverse of Σ . Consequently, under these assumptions, the vector of weights that maximizes the power of the test in (17) is given by

$$w(\pi) = \Sigma^\dagger \Delta(\pi), \quad (26)$$

and the risk of the test with $\alpha \in (0, 1)$ optimized for minimal risk is $2\Phi(-u(\pi)/2)$, where

$$\begin{aligned} u^2(\pi) &:= \langle w(\pi), \Sigma w(\pi) \rangle \\ &= \langle \Sigma^\dagger \Delta(\pi), \Sigma \Sigma^\dagger \Delta(\pi) \rangle \\ &= \langle \Delta(\pi), \Sigma^\dagger \Delta(\pi) \rangle. \end{aligned} \quad (27)$$

In the next section, we use the statistic $T(w(\pi))$ to bound $R^*(V_{\epsilon, \xi})$ from above.

III. MAIN RESULTS

A. Upper bound

We bound the minimax risk $R^*(V_{\epsilon, \xi})$ from above by restricting to test statistics of the form (13), finding a least favorable prior in $\pi^* \in \Pi_{\epsilon, \xi}$ that minimizes the power of such tests, and a weights sequence w^* that maximizes the power under π^* .

Theorem 4. *Consider the multivariate Poisson data (1) under the minimax setting (3). Set*

$$u_{\epsilon, n, N}^2 := N \sum_{m=0}^{\infty} P_\lambda(m) g_{m, \lambda}^2(n\epsilon N^{-1/p}),$$

where

$$g_{m, \lambda}(x) := \frac{h_{m, \lambda}(x) + h_{m, \lambda}(-x)}{2}. \quad (28)$$

Suppose that, as $N \rightarrow \infty$, $n \rightarrow \infty$, $n/N \leq M$ for some $M \in \mathbb{R}$, and $\xi = o(1)$. Then

$$2\Phi(-u_{\epsilon, n, N}/2) \leq R^*(V_{\epsilon, \xi}) + o(1).$$

The proof of Theorem 4 is in Appendix B

B. Lower bound

The proof of Theorem 4 shows that the least favorable prior π^* for the family of test statistics of the form (13) is a product of the symmetric two-point priors:

$$\pi_i^* = \frac{1}{2} \delta_{\frac{1}{N} + \epsilon N^{-1/p}} + \frac{1}{2} \delta_{\frac{1}{N} - \epsilon N^{-1/p}}, \quad i = 1, \dots, N. \quad (29)$$

We now use this prior to bound the minimax risk from below.

Theorem 5. *Consider the multivariate Poisson model (1) under the asymptotic $N, n \rightarrow \infty$ with $n/N \leq M$ for some $M \in \mathbb{R}$. Let*

$$w_m^{\text{LR}}(\pi^*) := \log \left(1 + g_{m, n/N} \left(n \epsilon N^{-1/p} \right) \right), \quad m = 0, 1, \dots,$$

and

$$u_{\text{LR}}^2 := \frac{\langle w^{\text{LR}}, \Delta(\pi^*) \rangle}{\sqrt{\langle w^{\text{LR}}, \Sigma w^{\text{LR}} \rangle}}.$$

Then

$$R^*(V_{\epsilon, \xi}) \geq 2\Phi(-u_{\text{LR}}/2) + o(1).$$

The proof of Theorem 5 is in Appendix C.

C. The minimax risk

We now provide conditions under which the upper bound from Theorem 4 and the lower bound from Theorem 5 converge to the same value, given by (8).

Theorem 6. *Under the conditions of Theorem 4 and 5, suppose that $\epsilon \rightarrow 0$ and*

$$u_{\epsilon, n, N}^* = \frac{\epsilon^2 n}{\sqrt{2N}} N^{2-2/p} \rightarrow c, \quad (30)$$

for some fixed $c \geq 0$. Then

$$\lim_{N \rightarrow \infty} \frac{R^*(V_{\epsilon, \xi})}{2\Phi(-u_{\epsilon, n, N}^*/2)} = 1. \quad (31)$$

The proof of Theorem 6 is in Appendix D.

Theorem 6 provides the sharp asymptotic of the minimax testing problem defined by (1) and (3) for alternatives in $V_{\epsilon, \xi}$. For the broader set of alternatives V_ϵ , it provides the lower bound

$$R^*(V_\epsilon) \geq 2\Phi(u_{\epsilon, n, N}^*/2) + o(1).$$

In particular, it implies that vanishing minimax risk requires

$$\frac{n \epsilon^2}{\sqrt{N}} N^{2-2/p} \rightarrow \infty. \quad (32)$$

We also note that under the limit (32), Mill's ratio implies

$$\rho(\pi^*) = 2\Phi\left(-\frac{u_{\epsilon, n, N}^*}{2}\right) = \frac{2 \exp\left\{-\frac{(u_{\epsilon, n, N}^*)^2}{8}\right\} (1 + o(1))}{u_{\epsilon, n, N}^* \sqrt{\pi/2}},$$

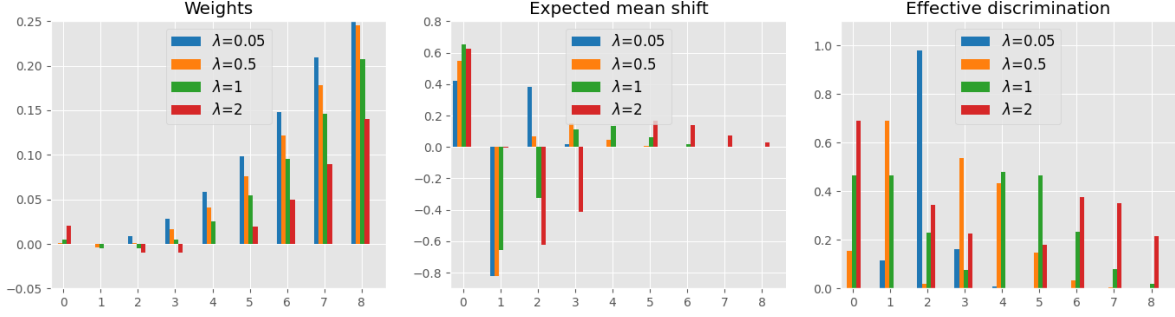


Fig. 2. The weights of the minimax test $w^* = w(\pi^*)$ and their expected contribution to differences in the minimax test statistic. Left: bars proportional to the coordinates of w^* : w_0^* is the weight for missing categories, w_1^* for singletons, w_2^* for pairwise collisions, etc. Center: The expected shift in the mean of histogram ordinates under the least favorable prior π^* ($\Delta(\pi^*)$ of (34)). Right: the normalized product of $w_m(\pi^*)\Delta_m(\pi^*)$ providing effective discrimination. $w_m(\pi^*)\Delta_m(\pi^*)$ is the expected difference each histogram ordinate contributes to the minimax test statistic under π^* compared to H_0 . Different colors correspond to different values of $\lambda = n/N$. Here $n = 10,000$ and $\epsilon = 0.1$ are fixed. As $\lambda \rightarrow 0$, the contribution to the minimax test is only from the pairwise collision statistics X_2 as suggested by the blue bar in the right-hand panel.

which leads to

$$\frac{4\sqrt{N \log(1/R^*(V_{\epsilon,\xi}))}}{n\epsilon^2} = 1 + o(1). \quad (33)$$

The scaling of the sampling complexity deduced from (33) is equivalent to the one suggested in [29]. However, the approximation to $R^*(V_{\epsilon,\xi})$ obtained by the non-vanishing terms in (33) turns out to be quite loose unless $R^*(V_{\epsilon,\xi})$ is very small.

D. The minimax test

It follows from Theorem 6 that an asymptotically least favorable prior in $V_{\epsilon,\xi}$ is given by (29). It is conceptually illustrated by the 4 red dots in Figure 1.

Additionally, the test of the form (17) with $w^* = \Sigma^\dagger \Delta(\pi^*)$ is asymptotically minimax. Notice that the m -th coordinate of $\Delta(\pi^*)$ is given by

$$\Delta_m(\pi^*) = NP_\lambda(m)g_{m,\lambda}(n\epsilon N^{-1/p}). \quad (34)$$

Because $\sum_{m=0}^{\infty} \Delta_m(\pi^*) = 0$, we conclude:

Corollary 7. *Under the assumptions of Theorem 6, the linear test with weights*

$$w^* := (\text{diag}(\mu^0))^{-1} \Delta(\pi^*) \quad (35)$$

is asymptotically minimax.

The panel on the left-hand side in Figure 2 illustrates the weights $\{w_m^*\}$ for several values of $\lambda = n/N$ and m . From (35) and the second-order approximation to $g_{m,\lambda}$ in (48) below, we also get

$$w_m^* = \frac{\epsilon^2 N^{2-2/p}}{2} (m(m-1) - 2m\lambda + \lambda^2 + o(1)).$$

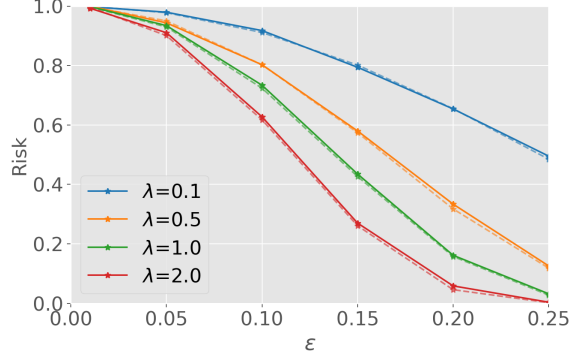


Fig. 3. Empirical (continuous) and theoretical (dashed) risk under the least favorable prior versus ϵ for several values of $\lambda = n/N$ and $p = 1$. The empirical risk in each configuration is the average error in 10,000 Monte-Carlo trials. In each trial, we used $n = 10,000$ samples from the null and $n = 10,000$ samples from the alternative to evaluate the Type-I and Type-II errors, respectively.

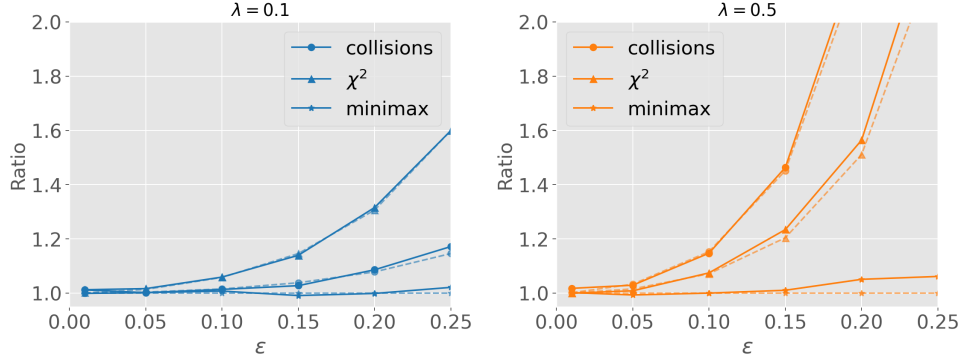


Fig. 4. The risk of the chisquared test of (36) and the collision-based test (37) compared to the asymptotic minimax risk $R^*(V_{\epsilon,\xi})$, under the least favorable prior and $p = 1$. Each curve shows the ratio to $R^*(V_{\epsilon,\xi})$; continuous lines represent empirical risk; dashed lines represent the theoretical asymptotic risk. Left: $n = N/10$. Right: $n = N/2$. The empirical risk in each configuration is the average error in 10,000 Monte-Carlo trials. In each trial, we used $n = 10,000$ samples from the null and $n = 10,000$ samples from the alternative to evaluate the Type-I and Type-II errors, respectively.

This shows that the minimax test behaves similarly to the chisquared test for large values of m due to the quadratic term, but with some differences for small m s that are particularly apparent when λ is small. To understand these differences, it is useful to consider $T_m^* := w_m^* \Delta_m(\pi^*)$, the expected difference between the null and alternative in the minimax test statistic $T(w^*)$ the m -th histogram ordinate is accounted for. As $\lambda \rightarrow 0$, $T(w^*)$ is only affected by T_2^* , i.e. the pairwise collision statistic X_2 accounts for all the difference. The situation is illustrated by the panel on the right-hand side in Figure 2.

IV. EMPIRICAL COMPARISONS

In Figure 4, we consider the case $p = 1$ and compare the asymptotic minimax risk $R^*(V_{\epsilon,\xi})$ obtained from (31) to a Monte-Carlo simulated empirical risk under the prior π^* of (29) and under the null. In each configuration, we evaluate the empirical risk by summing the proportion of rejection in 10,000 independent trials under the null

(Type-I error rate) with the proportion of non-rejections in 10,000 independent trials under the alternative (Type II error rate). We also evaluate the empirical risk of the following two sub-optimal tests.

The Chisquared test: The chisquared statistic

$$\sum_{i=1}^N \frac{(O_i - nU_i)^2}{nU_i} = \sum_{m=0}^{\infty} \frac{(m - \lambda)^2}{\lambda} X_m, \quad (36)$$

is of the form (13) with weights

$$w_{\chi^2} := \left(\lambda, \frac{(1 - \lambda)^2}{\lambda}, \frac{(2 - \lambda)^2}{\lambda}, \dots \right).$$

This statistic is known to be asymptotically minimax when $\lambda \rightarrow \infty$ or when the set of alternative sequences is restricted to be samples of a smooth probability density [7], [3].

Collision-based test: A test that only considers the number of collisions has been proposed and studied in many works under a setting related to ours when $\lambda \ll 1$ [35], [17], [25], [36]. Such a test rejects for large values of

$$\sum_{m=2}^{\infty} X_m, \quad (37)$$

hence it is of the form (13) with $w_{\text{col}} := (0, 0, 1, 1, \dots)$. We note that a test based only on X_2 is typically less powerful than (37) that considers X_m for $m \geq 2$.

In Figure 3 we report on the empirical risk of the chisquared and collision-based tests under the least favorable prior. We also evaluate the theoretical asymptotic risk of these tests obtained from Corollary 3-(ii). This figure shows that the minimax test is significantly better than the other tests in all configurations. We can also see that the asymptotic risk of each test approximates well its empirical risk when ϵ is small.

V. ADDITIONAL DISCUSSION

A. Relation to multinomial sampling

The multinomial uniformity goodness-of-fit testing with sample size n is obtained from our setting (1) by conditioning on the event $\sum_{i=1}^N O_i = n$ and considering the set of alternatives obtained by the intersection of $V_{\epsilon, \xi}$ with the unit ℓ_1 sphere. Due to this conditioning and the additional restriction on the set of alternatives, $R^*(V_{\epsilon, \xi})$ bounds from above the minimax risk under multinomial sampling, hence the upper bound from Theorem 4 holds in the multinomial setting. This bound is known to be tight in several important cases via a central limit theorem argument that shows that the conditioning $\sum_{i=1}^N O_i = n$ does not impact the limiting distribution [37], [6], [7], [2], [5]. In the current paper we choose to focus on properties of the Poisson model. We hope that our characterization of the minimax risk would promote derivations of similar limit theorems covering asymptotic laws in which $u_{\epsilon, n, N} = O(1)$, thus establishing conditions under which (8) also characterize the minimax risk in the multinomial model.

It is important to note that the least favorable prior π^* of (29) concentrates on the unit ℓ_1 sphere, hence restricting V_{ϵ} to sphere alone does not affect the minimax risk. The situation here is analogous to the remark in [3, Sec 4.3.1].

B. Extensions to non-uniform rates and the removal of non-ball shapes

The similarity between our analysis to those of [7], [38] suggests the possibility of generalizing our setting to the removal of other geometric shapes like ellipsoids and Besov bodies and to the consideration of inhomogeneous multivariate product Poisson distributions [39]. Such extensions may lead to multi-dimensional versions of the optimization problem studied in the proof of Theorem (4) in which the parameter is a pair of positive sequences (η) and (λ) rather than a pair of positive numbers.

Another interesting extension is attained by replacing the ℓ_∞ constraint on V_ϵ to ℓ_q for any $q > 0$. For example, the case $q \ll 1$ is related to sparse alternatives as considered in [40] and [41].

C. Removing the hypercube restriction

The hypercube constraint differing $V_{\epsilon,\xi}$ from V_ϵ in (5) is natural in the context of similar studies relying on asymptotic normality properties to derive sharp minimax asymptotic [42], [2], [3]. In these situations, the asymptotically least favorable prior π^* of (29) realizes an internal point of the set

$$\{Q : \max_{i=1,\dots,N} |Q_i - 1/N| \leq \xi/N\}$$

with probability converging to one. Therefore, it is reasonable to propose that the asymptotic minimax risk is unchanged if this constraint is removed. Nevertheless, as this constraint is key to establishing asymptotic normality and variance stability in Theorem 4, it appears that we need a new method of analysis to settle matters.

APPENDIX

A. Proof of Lemma 1

Fix $\pi \in \Pi_{\epsilon,\xi}$. Denote by P_π the probability law $Q \sim \pi$. Each π_i is supported in $[(1-\xi)/N, (1+\xi)/N]$, hence the variance of $(Q_i - 1/N)^p$ exists and uniformly bounded in i . Because $\pi = \prod_{i=1}^n \pi_i$,

$$\liminf_{N \rightarrow \infty} \frac{1}{N} \sum_{i=1}^N |Q_i - 1/N|^p = \liminf_{N \rightarrow \infty} \frac{1}{N} \sum_{i=1}^N \mathbb{E} [|Q_i - 1/N|^p] \geq \epsilon^p/N$$

P_π almost surely by the law of large numbers. It follows that $P_\pi [Q \in V_{\epsilon,\xi}] \rightarrow 1$. The rest of the proof follows by arguing as in [14, Ch. 4.1]: Define the measure $\tilde{\pi}(A) = \pi(A \cap V_{\epsilon,\xi})/\pi(V_{\epsilon,\xi})$. We have $\tilde{\pi}(V_{\epsilon,\xi}) = 1$, and hence $\rho^*(\tilde{\pi}) \leq R^*(V_{\epsilon,\xi})$. On the other hand, the total variation distance obeys $\text{TV}(P_\pi, P_{\tilde{\pi}}) \rightarrow 0$ as $\pi(V_{\epsilon,\xi}) \rightarrow 1$, implying $\rho^*(\pi) = \rho^*(\tilde{\pi}) + o(1) \leq R^*(V_{\epsilon,\xi})$. \square

B. Proof of Lemma 2

We have

$$T(w) = \sum_{i=1}^N w_{O_i}, \quad O_i \sim \text{Pois}(nQ_i), \quad Q_i \sim \pi_i,$$

hence $T(w)$ is the sum of N independent random variables (each one is has a compound Poisson distribution). We will use the central limit theorem for sums in Lyapunov's version (c.f., [43, Thm. 4.9]).

For $a > 0$, define the formal sum

$$\gamma_a := \sum_{m=0}^{\infty} |w_m|^a \mathbb{P}_{n/N}(m),$$

and for $Q_i \sim \pi$, $i = 1, \dots, N$, define

$$\tilde{\gamma}_{a,i} := \mathbb{E}[|w_{O_i}|^a] = \sum_{m=0}^{\infty} |w_m|^a \mathbb{E}[\mathbb{P}_{nQ_i}(m)].$$

We first verify that for every $1 \leq a$ and i , these sums converge and are bounded from above by a constant independent of N and i . By (14) and the moment generating function of the Poisson distribution,

$$\sum_{m=0}^{\infty} |w_m|^a \mathbb{P}_{n/N}(m) \leq \sum_{m=0}^{\infty} e^{aC(m+1)} \mathbb{P}_{n/N}(m) = e^{aC} e^{\frac{n}{N}(e^{aC}-1)} \leq e^{M(e^{aC}-1)+aC}.$$

This shows that γ_a is well-defined for any $a > 0$ and bounded from above by a constant. We now argue that (21) implies

$$\frac{\sum_{m=0}^{\infty} |w_m|^a \mathbb{P}_{\frac{n}{N}}(m) |H_{m,n,N}(\pi_i)|}{\gamma_a} = o(1), \quad (38)$$

for all $a > 0$. Indeed, fix $\eta > 0$. Let m_η be such that

$$\sum_{m > m_\eta} |w_m|^a \mathbb{P}_{\frac{n}{N}}(m) |H_{m,n,N}(\pi_i)| \leq \frac{\eta}{2} \gamma_a.$$

We can write

$$\begin{aligned} \frac{\sum_{m=0}^{m_\eta} |w_m|^2 \mathbb{P}_{\frac{n}{N}}(m) |H_{m,n,N}(\pi_i)|}{\gamma_a} &\leq \frac{\sum_{m=0}^{m_\eta} |w_m|^2 \mathbb{P}_{\frac{n}{N}}(m)}{\gamma_a} \sup_{m \leq m_\eta} |H_{m,n,N}(\pi_i)| \\ &\leq \sup_{m \leq m_\eta} |H_{m,n,N}(\pi_i)|. \end{aligned}$$

From (21), there exists N_η such that $\sup_{m \leq m_\eta} |H_{m,n,N}(\pi_i)| \leq \eta/2$ for all $N \geq N_\eta$. It follows that for all $N \geq N_\eta$,

$$\frac{\sum_{m=0}^{\infty} |w_m|^a \mathbb{P}_{\frac{n}{N}}(m) |H_{m,n,N}(\pi_i)|}{\gamma_a} \leq \frac{\eta}{2} + \frac{\eta}{2} = \eta.$$

This implies (38).

Next, using the definition of $h_{m,\lambda}$ in (18), there exists $\delta > 0$ such that for all $a \in [1, 2 + \delta)$,

$$\begin{aligned} |\tilde{\gamma}_{a,i} - \gamma_a| &\leq \sum_{m=0}^{\infty} |w_m|^a |\mathbb{E}[\mathbb{P}_{nQ_i}(m)] - \mathbb{P}_{\frac{n}{N}}(m)| \\ &= \sum_{m=0}^{\infty} |w_m|^a \mathbb{P}_{\frac{n}{N}}(m) \left| \int_{\mathbb{R}} h_{m,\frac{n}{N}}(nt - \frac{n}{N}) d(\pi_i) \right| \\ &= \sum_{m=0}^{\infty} |w_m|^a \mathbb{P}_{\frac{n}{N}}(m) |H_{m,n,N}(\pi_i)| \leq \gamma_a o(1) \end{aligned} \quad (39)$$

where the last transition follows from (38). This says in particular that $\tilde{\gamma}_{a,i}$ is bounded from above uniformly in i . Because $x \rightarrow x^a$ is bowl-shaped, the centered a -th moment is smaller than the non-centered moment. This implies

$$\mathbb{E}[|w_{O_i} - \mathbb{E}[w_{O_i}]|^a] \leq \mathbb{E}[|w_{O_i}|^a] = \tilde{\gamma}_{a,i},$$

which is bounded uniformly in i . Additionally, denote

$$\sigma^2(S_N) = \sum_{i=1}^N \text{Var}[w_{O_i}],$$

and $\sigma_0^2 = \text{Var}[w_{O_1} | O_1 \sim \text{Pois}(n/N)] = \gamma_2 - \gamma_1^2$. Notice that

$$\text{Var}[T(w) | H_0] = N\sigma_0^2 = \langle w, \Sigma w \rangle.$$

By (39),

$$\begin{aligned} |\text{Var}[w_{O_i}] - \sigma_0^2| &= |\tilde{\gamma}_{2,i} - \gamma_2 - (\tilde{\gamma}_{1,i}^2 - \gamma_1^2)| \\ &\leq o(1)\gamma_2 + |\tilde{\gamma}_{1,i} - \gamma_1|(\tilde{\gamma}_{1,i} + \gamma_1) \\ &\leq o(1)\gamma_2 + o(1)\gamma_1(\gamma_1 o(1) + \gamma_1) = o(1), \end{aligned}$$

The last expression implies $\text{Var}[w_{O_i}] = \sigma_0^2 + o(1)$. We get $\sigma^2(S_N) = N(\sigma_0^2 + o(1))$. Because the sequence $\{w\}$ is not constant by assumption, $\sigma_0^2 > 0$ and we may assume without loss of generality that σ_0^2 is bounded from below by a constant independent of N . Indeed, otherwise, we consider the sequence $w'_m = w_m/\sigma_0$ for which $(\sigma'_0)^2 = 1$ and satisfies

$$\frac{\sum_{m=0}^{\infty} w_m(X_m - \mu_m^1)}{\sqrt{\langle w, \Sigma w \rangle}} = \frac{\sum_{m=0}^{\infty} w'_m(X_m - \mu_m^1)}{\sqrt{\langle w', \Sigma w' \rangle}}.$$

All this implies Lyapunov's condition:

$$\begin{aligned} \frac{\sum_{i=1}^N \mathbb{E}[|w_{O_i} - \mathbb{E}[w_{O_i}]|^{2+\delta}]}{\sigma^{2+\delta}(S_N)} &= \frac{\sum_{i=1}^N \tilde{\gamma}_{2+\delta,i}}{N^{\frac{2+\delta}{2}} (\sigma_0^2 + o(1))^{\frac{2+\delta}{2}}} \\ &\leq \frac{N(\gamma_{2+\delta} + o(1))}{N^{\frac{2+\delta}{2}} (\sigma_0^2 + o(1))^{\frac{2+\delta}{2}}} \\ &= O(N^{-\delta/2}) = o(1). \end{aligned}$$

Finally, let μ^1 be the infinite vector defined in (20). We have,

$$\text{Var}[T(w) | Q \sim \pi] = \sigma^2(S_N) = \sigma_0^2(1 + o(1)).$$

By the central limit theorem,

$$\begin{aligned} \Phi(t) &= \lim_{N \rightarrow \infty} \Pr_{Q \sim \pi} \left[\frac{\sum_{m=0}^{\infty} w_m(X_m - \mu_m^1)}{\sqrt{\sigma_0^2(1 + o(1))}} \leq t \right] \\ &= \lim_{N \rightarrow \infty} \Pr_{Q \sim \pi} \left[\frac{\sum_{m=0}^{\infty} w_m(X_m - \mu_m^1)}{\sqrt{\langle w, \Sigma w \rangle}} \leq t \right] \end{aligned}$$

uniformly in t .

Proof of Theorem 4

Denote by \mathcal{W} the set of sequences w that satisfy conditions (14). For $w \in \mathcal{W}$, denote by $\psi_{w,\alpha}$ a test based on a statistic of the form (13). For $\pi \in \Pi_{\epsilon,\xi}$, let

$$\psi_{\pi}^* := \psi_{w(\pi), u(\pi)/2},$$

where $w(\pi)$ is given in (26) and $u(\pi)$ in (27).

Consider the chain of inequalities:

$$\begin{aligned}
R^*(V_{\epsilon,\xi}) &= \inf_{\psi} \sup_{W} \sup_{Q \in V_{\epsilon}} R(\psi, Q) \\
&\leq \inf_{w \in \mathcal{W}, \alpha} \sup_{Q \in V_{\epsilon}} R(\psi_{w,\alpha}, Q) \\
&\stackrel{a}{=} \inf_{w \in \mathcal{W}, \alpha} \sup_{\pi \in \Pi_{\epsilon,\xi}} \rho(\psi_{w,\alpha}; \pi) \\
&\stackrel{b}{=} \sup_{\pi \in \Pi_{\epsilon,\xi}} \inf_{w \in \mathcal{W}, \alpha} \rho(\psi_{w,\alpha}; \pi) \\
&\leq \sup_{\pi \in \Pi_{\epsilon,\xi}} \rho(\psi_{\pi}^*; \pi). \tag{40}
\end{aligned}$$

where (a) follows because every $Q \in V_{\epsilon,\xi}$ corresponds to a prior in $\Pi_{\epsilon,\xi}$ given by the mass probability at Q and (b) follows by the minimax theorem [31].

The proof of the following lemma is in Appendix E.

Lemma 8. Fix $\pi \in \Pi_{\epsilon,\xi}$. Define

$$u^2(\pi) := \langle \Delta(\pi), \Sigma^{\dagger} \Delta(\pi) \rangle.$$

Under the setting of Theorem 4, for any $\pi \in \Pi_{\epsilon,\xi}$,

$$\rho(\psi_{\pi}; \pi) = 2\Phi(-u(\pi)/2) + o(1). \tag{41}$$

Based on Lemma 8 and (40), we have

$$R^*(V_{\epsilon,\xi}) \leq \sup_{\pi \in \Pi_{\epsilon,\xi}} 2\Phi(-u(\pi)/2). \tag{42}$$

We now minimize $u(\pi)$ over $\pi \in \Pi_{\epsilon,\xi}$ to obtain the tightest upper bound from (42). We achieve this by the following lemma.

Lemma 9. Consider the conditions of Theorem 4. Define the product prior $\pi^* := \prod_{i=1}^N \pi_i^*$, where

$$\pi_i^* = \frac{1}{2} \delta_{\frac{1}{N} + \epsilon N^{-1/p}} + \frac{1}{2} \delta_{\frac{1}{N} - \epsilon N^{-1/p}}, \quad i = 1, \dots, N. \tag{43}$$

Then

$$\inf_{\pi \in \Pi_{\epsilon,\xi}} u(\pi) = u(\pi^*).$$

The proof of Lemma 9 is in Appendix F.

Notice that

$$\Delta_m(\pi^*) = NP_{\lambda}(m) g_{m,\lambda}(n\epsilon N^{-1/p}). \tag{44}$$

Additionally, by (27) and (25),

$$\begin{aligned}
u^2(\pi^*) &= \langle \Delta(\pi), \Sigma^{\dagger} \Delta(\pi) \rangle \\
&= \langle \Delta(\pi), (\text{diag}(\mu^0))^{-1} \Delta(\pi) \rangle - \langle \Delta(\pi), \mathbf{1}\mathbf{1}^{\top} \Delta(\pi) \rangle / N \\
&= \langle \Delta(\pi), (\text{diag}(\mu^0))^{-1} \Delta(\pi) \rangle + 0,
\end{aligned}$$

where the last transition is due to the identity $\sum_{m=0}^{\infty} \Delta_m(\pi^*) = 0$. All this implies

$$u^2(\pi^*) = N \sum_{i=1}^N P_{\lambda}(m) g_{m,\lambda}^2(n\epsilon N^{-1/p}) = u_{\epsilon,n,N}^2,$$

and the proof is completed. \square

C. Proof of Theorem 5

Consider the problem of testing $H_0 = H(U)$ of (1) against a simple alternative of the form

$$H_1(\pi) : O_i \sim \text{Pois}(nQ_i), \quad Q \sim \pi^*, \quad (45)$$

where π^* is given in (29). By Neiman Pearson's theory, the optimal test rejects for large values of the log-likelihood ratio statistic:

$$\ell(O_1, \dots, O_N; \pi^*) := \sum_{i=1}^N \log(L_i(O_i; \pi_i^*)),$$

where

$$L_i(x; \pi_i^*) = \frac{\Pr[O_i = x | Q \sim \pi^*]}{\Pr[O_i = x | H_0]}.$$

Note that,

$$\begin{aligned} L_i(x; \pi_i^*) &= \frac{1}{2} e^{n(1/N - \mu)} (1 + N\mu)^x + \frac{1}{2} e^{n(\mu + 1/N)} (1 - N\mu)^x \\ &= 1 + g_{x,n/N}(n\mu), \end{aligned}$$

where $\mu = N^{-1+1/p}\epsilon$. Using the identity

$$\sum_{i=1}^N \log(L_i(x; \pi_i^*)) = \sum_{m=0}^{\infty} x_m \log(L_i(m; \pi_i^*)),$$

$x_m := \#\{o_i = m\}$, we conclude that the likelihood ratio test is of the form (13) with weights

$$w_m^{\text{LR}}(\pi^*) = \log(1 + g_{m,n/N}(n\mu)), \quad m = 0, 1, \dots \quad (46)$$

From the inequality

$$x(1-x) \leq \log(1+x) \leq x, \quad x \geq 0, \quad (47)$$

we obtain that $|w_m^{\text{LR}}(\pi^*)| \leq |g_{m,n/N}(n\mu)|$, thus by arguments identical to the proof of Theorem 4 we get that $\{w_m^{\text{LR}}(\pi^*)\}$ and π^* satisfy the conditions of Lemma 2 with $\omega_N = o(1)$. It follows from Corollary 3-(ii) that the risk of the LR test obeys $2\Phi(-u_{\text{LR}}/2) + o(1)$, with

$$u_{\text{LR}}^2 := \frac{\langle w^{\text{LR}}, \Delta(\pi^*) \rangle}{\sqrt{\langle w^{\text{LR}}, \Sigma w^{\text{LR}} \rangle}}.$$

From here and with the help of (11), we conclude

$$\begin{aligned} 2\Phi(-u_{\text{LR}}/2) + o(1) &\leq \rho^*(\Pi_{\epsilon,\xi}^3) \leq \rho^*(\Pi_{\epsilon,\xi}) \\ &= R^*(V_{\epsilon,\xi}) + o(1). \end{aligned}$$

\square

D. Proof of Theorem 6

For $a \rightarrow 0$, we have

$$g_{m,\lambda}(a\lambda) = \frac{a^2}{2} (m(m-1) - 2m\lambda + \lambda^2) + o(a^2). \quad (48)$$

Using (48) with $a = \epsilon N^{1-1/p}$ and the first two moments of the Poisson distribution, we get

$$u_{\epsilon,n,N}^2 = \frac{N^{1+2(2-2/p)} \epsilon^4 \lambda^2}{2} (1 + o(1)) = (u_{\epsilon,n,N}^*)^2 (1 + o(1)). \quad (49)$$

Under (30), it follows from Theorem 4 and absolute continuity of $\Phi(x)$ that

$$R^*(V_{\epsilon,\xi}) \leq 2\Phi(-u_{\epsilon,n,N}^*/2)(1 + o(1)). \quad (50)$$

For the lower bound, set $b_m := g_{m,n/N}(n\epsilon N^{-1/p})$. Recall from the proof of Theorem 4 that with $w^* = \Sigma^\dagger \Delta(\pi^*)$, we have $w_m^* = b_m$ and

$$u_{\epsilon,n,N}^2 = \langle w^*, \Sigma \Delta(w^*) \rangle.$$

By (48), $b_m = o(1)$. From (47), we get

$$w_m^{\text{LR}} = w_m(1 + o(1)).$$

It follows that

$$\begin{aligned} u_{\text{LR}}^2 &= \frac{\langle w^{\text{LR}}, \Delta(\pi^*) \rangle}{\sqrt{\langle w^{\text{LR}}, \Sigma w^{\text{LR}} \rangle}} \\ &= \frac{\langle w^*, \Delta(\pi^*) \rangle}{\sqrt{\langle w^*, \Sigma w^* \rangle}} (1 + o(1)) \\ &= \frac{\langle \Delta(\pi^*), \Sigma^\dagger \Delta(\pi^*) \rangle}{\sqrt{\langle \Sigma^\dagger \Delta(\pi^*), \Sigma \Sigma^\dagger \Delta(\pi^*) \rangle}} (1 + o(1)) \\ &= \frac{\langle \Delta(\pi^*), \Sigma^\dagger \Delta(\pi^*) \rangle}{\sqrt{\langle \Delta(\pi^*), \Sigma^\dagger \Delta(\pi^*) \rangle}} (1 + o(1)) \\ &= u_{\epsilon,n,N}^2 (1 + o(1)) = (u_{\epsilon,n,N}^*)^2 (1 + o(1)). \end{aligned}$$

Theorem 5, (50), condition (30), and absolute continuity of $\Phi(x)$ now implies

$$\begin{aligned} 2\Phi(-u_{\epsilon,n,N}^*/2)(1 + o(1)) &= 2\Phi(-u_{\text{RL}}^2/2)(1 + o(1)) \\ &\leq R^*(V_{\epsilon,\xi}) \\ &\leq 2\Phi(-u_{\epsilon,n,N}^*/2)(1 + o(1)) \end{aligned}$$

All inequalities above can be replaced by equalities, hence (31) follows. \square

E. Proof of Lemma 8

Set $\lambda := n/N$. We first show that $w(\pi)$ satisfies (14). For all $a \in \mathbb{R}$ and $m = 0, 1, \dots$ we may write

$$\begin{aligned} h_{m,\lambda}(\lambda a) &= e^{-\lambda a} (1+a)^m - 1 = (1+a)^m \left(1 - \lambda a + \frac{\lambda^2 a^2}{2!} - \dots \right) - 1 \\ &= \binom{m}{1} a + \binom{m}{2} a^2 + \dots + \binom{m}{m} a^m + (1+a)^m \left(-\lambda a + \frac{\lambda^2 a^2}{2!} - \dots \right) \\ &= a \left(\binom{m}{1} + \binom{m}{2} a + \dots + \binom{m}{m} a^{m-1} + (1+a)^m \left(-\lambda + \frac{\lambda^2 a}{2!} - \dots \right) \right). \end{aligned}$$

Therefore, for $|a| \leq 1$, $m = 0, 1, \dots$, and $0 \leq \lambda \leq M$, we have

$$\begin{aligned} |h_{m,\lambda}(\lambda a)| &\leq |a| \left(m + \binom{m}{2} + \dots + \binom{m}{m} + 2^m \left(\lambda + \frac{\lambda^2}{2!} + \dots \right) \right) \\ &= |a| (2^m - 1 + 2^m (e^\lambda - 1)) \leq |a| e^{m+\lambda}. \end{aligned}$$

For $\pi \in \Pi_{\epsilon,\xi}$, we have $\pi_i([U_i - \xi/N, U_i + \xi/N]) = 1$ for all $i = 1, \dots, N$. It follows that for all i ,

$$\begin{aligned} H_{m,n,N}(\pi_i) &\leq \int_{\mathbb{R}} |h_{m,\lambda}(n(t - U_i)) \pi_i(dt)| \\ &\leq \sup_{|b| \leq \xi/N} |h_{m,\lambda}(nb)| \\ &= \sup_{|a| \leq \xi} |h_{m,\lambda}(\lambda a)| \\ &\leq \sup_{|a| \leq \xi} |a| e^{m+\lambda} = \xi e^{m+\lambda}. \end{aligned} \tag{51}$$

The last expression is independent of i and goes to zero with N for every fixed m due to the assumptions $\xi \rightarrow 0$ and $\lambda \leq M$. We conclude that (21) holds. We now show that $w(\pi)$ satisfies (14). The m -th coordinate of $w(\pi)$ is given by

$$w_m(\pi) = \sum_{k=0}^{\infty} \Sigma_{m,k}^\dagger P_\lambda(k) \sum_{i=1}^N H_{m,n,N}(\pi_i)$$

hence

$$\begin{aligned} |w_m(\pi)| &\leq \sum_{i=1}^N \sum_{k=0}^{\infty} |\Sigma_{m,k}^\dagger| P_\lambda(k) |H_{m,n,N}(\pi_i)| \\ &\stackrel{a}{\leq} N \sum_{k=0}^{\infty} |\Sigma_{m,k}^\dagger| P_\lambda(k) \xi e^{m+\lambda} \\ &= N |\Sigma_{m,m}^\dagger| P_\lambda(m) \xi e^{m+\lambda} + N \sum_{k=0, k \neq m}^{\infty} |\Sigma_{m,k}^\dagger| P_\lambda(k) \xi e^{m+\lambda} \\ &\stackrel{b}{\leq} \xi e^{m+\lambda} + \xi \sum_{k=0, k \neq m}^{\infty} P_\lambda(k) e^{m+\lambda} \leq 2\xi e^{m+\lambda}. \end{aligned} \tag{52}$$

where (a) follows from (51), (b) follows because the diagonal of Σ^\dagger is $(1/P_\lambda(m) - 1)/N$ and the off-diagonal terms are $-1/N$. Because $\xi = o(1)$, it follows that $w(\pi)$ satisfies (14) with $C = \max\{M + \log(2), 1\}$ whenever $|\xi| < 1$. We may now apply Corollary 3-(ii) which says that the Bayes risk under $\pi \in \Pi_{\epsilon,\xi}$ asymptotes to $2\Phi(-u(\pi)/2)$.

F. Proof of Lemma 9

In order to simplify notation, we implicitly assume throughout this proof that the i -th coordinate of a prior π is shifted by U_i . For example, we write

$$\Delta_m(\pi) = \mu_m^1(\pi) - \mu_m^0 = P_\lambda(m) \sum_{i=1}^N \int_{\mathbb{R}} h_{m,\lambda}(nt) \pi_i(dt).$$

We first reduce attention to the subset of measures $\bar{\Pi}_\epsilon \subset \Pi_{\epsilon,\xi}$ in which each coordinate is symmetric around 0 (in the pre-shifted version, symmetric around U_i). For a one-dimensional measure π_1 on \mathbb{R} , denote $\pi_1^\#(dt) = \pi_1(-dt)$ and

$$\bar{\pi}_1(dt) = \frac{\pi_1(dt) + \pi_1^\#(dt)}{2},$$

and by $\bar{\pi}$ and $\pi^\#$ the obvious extension of these operations to product priors. Notice that if $\pi \in \Pi_{\epsilon,\xi}$, then $\bar{\pi} \in \Pi_{\epsilon,\xi}$, i.e. $\bar{\Pi}_\epsilon \subset \Pi_{\epsilon,\xi}$. Because Σ^\dagger is positive semi-definite, the function $w \rightarrow \langle w, \Sigma^\dagger w \rangle$ is convex, hence

$$u^2(\bar{\pi}) \leq \frac{1}{2}u^2(\pi) + \frac{1}{2}u^2(\pi^\#). \quad (53)$$

Because symmetry dictates

$$\inf_{\pi \in \Pi} u^2(\pi) = \inf_{\pi \in \Pi} u^2(\pi^\#),$$

it follows from (53) that it is enough to consider the minimum of $u(\pi)$ over $\bar{\Pi}_\epsilon$. Furthermore, we identify each $\bar{\pi} \in \bar{\Pi}_\epsilon$ with a one-sided prior π with support in $[0, \xi/N]$, such that

$$2 \int_{\mathbb{R}_+} |t|^p \pi_i(dt) \geq \epsilon^p.$$

We denote the set of priors defined this way by Π_ϵ^+ . Define

$$g_{m,\lambda}(x) := \frac{h_{m,\lambda}(x) + h_{m,\lambda}(-x)}{2}.$$

For $\bar{\pi} \in \Pi_\epsilon^+$, we have

$$\Delta(\bar{\pi}) = P_\lambda(m) \sum_{i=1}^N \int_{\mathbb{R}_+} g_{m,\lambda}(nt) \pi_i(dt).$$

The proof of the following Lemma is in Appendix G.

Lemma 10. The formal sum

$$f(t, s) := f(t, s; n, N) = \sum_{m,k} \Sigma_{m,k}^\dagger P_\lambda(m) P_\lambda(k) g_{m,\lambda}(nt) g_{k,\lambda}(ns)$$

defines a bivariate function over $[0, \xi/N] \times [0, \xi/N]$. Furthermore, there exists $\xi > 0$ such that, for all N and n large enough with $n/N \leq M$ for some fixed M , the function $f(t, s)$ is convex in t and in s (but not necessarily convex in (t, s)).

One conclusion from Lemma 10 is that $f(t, s)$ is integrable in either argument with respect to any bounded one-dimensional prior over $[0, \xi/N]$. For such priors π_1 and π_2 , we set

$$u^2(\pi_1, \pi_2) := \int_{\mathbb{R}_+} \int_{\mathbb{R}_+} f(t, s) \pi_1(dt) \pi_2(ds).$$

For $\pi \in \Pi_\epsilon^+$, we have

$$\begin{aligned}
u^2(\pi) &= \langle \Delta(\pi), \Sigma^\dagger \Delta(\pi) \rangle \\
&= \sum_{m,k} \Sigma_{m,k}^\dagger \left(P_\lambda(m) \sum_{i=1}^N \int_{\mathbb{R}_+} g_{m,\lambda}(nt) \pi_i(nt) \right) \left(P_\lambda(k) \sum_{i=1}^N \int_{\mathbb{R}_+} g_{k,\lambda}(ns) \pi_i(ns) \right) \\
&= \sum_{m,k} \Sigma_{m,k}^\dagger P_\lambda(m) P_\lambda(k) \sum_{i,j=1}^N \int_{\mathbb{R}_+} \int_{\mathbb{R}_+} g_{m,\lambda}(nt) g_{k,\lambda}(ns) \pi_i(dt) \pi_j(ds) \\
&= \sum_{i,j=1}^N u^2(\pi_i, \pi_j).
\end{aligned} \tag{54}$$

Consider the set of sequences

$$L_\epsilon := \{(a) \in \mathbb{R}^N : \sum_{i=1}^N a_i^p \geq \epsilon^p, \quad 0 \leq a_i\},$$

and the set of one-dimensional positive priors

$$\Pi_a^+ = \{\pi_1 : \int_{\mathbb{R}_+} t^p \pi_1(dt) = a^p, \quad \pi_1([0, \xi/N]) = 1\}.$$

Then, using (54), we may write

$$\begin{aligned}
\inf_{\pi \in \Pi_\epsilon^+} u^2(\pi) &= \inf_{(a) \in L_\epsilon} \sum_{i,j=1}^N \inf_{\substack{\pi_i \in \Pi_{a_i}^+ \\ \pi_j \in \Pi_{a_j}^+}} u^2(\pi_i, \pi_j) \\
&=: \inf_{(a) \in L_\epsilon} \sum_{i,j=1}^N u^2(a_i, a_j),
\end{aligned} \tag{55}$$

where in (55) we denoted

$$u^2(a, b) := \inf_{\substack{\pi_1 \in \Pi_a^+ \\ \pi_2 \in \Pi_b^+}} u^2(\pi_1, \pi_2). \tag{56}$$

The following lemma addresses the bivariate minimization inside the sum in (55).

Lemma 11. *Fix $a_1, a_2 > 0$. There exist $(\eta_1, \mu_1) \in \mathbb{R}_+ \times \mathbb{R}_+$ and $(\eta_2, \mu_2) \in \mathbb{R}_+ \times \mathbb{R}_+$ such that*

$$u^2(a_1, a_2) = u^2(\pi_1, \pi_2),$$

where

$$\begin{aligned}
\pi_1 &= (1 - \eta_1)\delta_0 + \eta_1\delta_{\mu_1} \in \Pi_{a_1}^+, \\
\pi_2 &= (1 - \eta_2)\delta_0 + \eta_2\delta_{\mu_2} \in \Pi_{a_2}^+.
\end{aligned}$$

Namely, the minimum in (56) is attained by non-negative two-point priors. Each such prior is later identified with a symmetric three-point prior. The proof of Lemma 11 is in Appendix H.

For the outer minimization in (55), we use:

Lemma 12. *Fix $a_1, a_2 > 0$. Then*

$$u^2(a_1, a_2) \geq u^2\left(\frac{a_1 + a_2}{2}, \frac{a_1 + a_2}{2}\right).$$

The proof of Lemma 12 is in Appendix I.

It follows from Lemma 12 that the outer minimization in (55) is attained at sequences (a) with $a_1 = \dots = a_N$. Since $u^2(a_1, a_1)$ is increasing in $a_1 > 0$, for such a minimal-attaining sequence the constraint on (a) is attained with equality and we obtain $\epsilon^p = N a_1^p$. Set $b = \epsilon N^{-1/p}$. Parametrize the set $\bar{\Pi}_b^3$ of one-dimensional symmetric three-point priors by (η, μ) , so that for $\pi \in \bar{\Pi}_b^3$ we have

$$\begin{aligned} u^2(\pi, \pi) &= \eta^2 \sum_{m,k} \Sigma_{m,k}^\dagger P_\lambda(m) P_\lambda(k) g_{m,\lambda}(n\mu) g_{k,\lambda}(n\mu) \\ &= \eta^2 \langle v(\mu) \Sigma^\dagger v(\mu) \rangle, \end{aligned}$$

with $v(\mu) = (v_0(\mu), v_1(\mu), \dots)$, $v_m(\mu) = P_\lambda(m) g_{m,\lambda}(n\mu)$.

The right-hand side of (55) now leads to

$$\begin{aligned} \inf_{\pi \in \bar{\Pi}_\epsilon} u^2(\pi) &= \inf_{\pi \in \bar{\Pi}_\epsilon^\dagger} u^2(\pi) \\ &= \sum_{i,j=1}^N \inf_{\substack{\pi_i \in \bar{\Pi}_b \\ \pi_j \in \bar{\Pi}_b}} u^2(\pi_i, \pi_j) \end{aligned} \quad (57)$$

$$= \sum_{i,j=1}^N \inf_{\pi \in \bar{\Pi}_b^3} u^2(\pi, \pi) \quad (58)$$

$$= \inf_{\eta, \mu} \eta^2 \langle v(\mu) \Sigma^\dagger v(\mu) \rangle, \quad (59)$$

where the last minimization is over $0 < \eta \leq 1$ and $0 < \mu \leq \xi/N$. Here (57) is a consequence of Lemma 12 and (58) follows from Lemma 11. Equation (59) describes a one-dimensional problem that is equivalent to

$$\text{minimize: } \eta^2 \langle v(\mu) \Sigma^\dagger v(\mu) \rangle \quad (60)$$

$$\text{subject to: } \eta N \mu^p \geq \epsilon^p, \quad 0 < \eta \leq 1, \quad 0 < \mu \leq \xi/N.$$

The solution to (60) and its uniqueness follow by using the method of Lagrange multipliers and the convexity of $f(t, t)$. This solution is given by $\eta^* = 1$ and $\mu^* = \epsilon/N^{1/p}$, which implies that the i -th coordinate of π^* is given by (43). \square

G. Proof of Lemma 10

Define the infinite vector

$$v(t) := (P_\lambda(0)g_{0,\lambda}(t), P_\lambda(1)g_{1,\lambda}(t), \dots).$$

We have

$$f(t, s) = \langle v(t), \Sigma^\dagger v(s) \rangle.$$

For a fixed t , the m -th coordinate of $\Sigma^\dagger v(t)$ is given by

$$(\Sigma^\dagger v(t))_m = \frac{1}{N} \left(\left[\left(\text{diag} \left(\frac{N}{\mu^0} \right) \right)^{-1} - \mathbf{1}\mathbf{1}^\top \right] v(t) \right)_m \quad (61)$$

$$= \frac{1}{N} \left(g_{m,\lambda}(t) - \sum_k P_\lambda(k) g_{k,\lambda}(t) \right) = \frac{g_{m,\lambda}(t)}{N}, \quad (62)$$

the last transition is due to the identity

$$\sum_{m=0}^{\infty} P_{\lambda}(m)g_{m,\lambda}(t) = 0, \quad \forall t \in \mathbb{R}.$$

This implies

$$f(t, s) = \frac{1}{N} \sum_{m=0}^{\infty} P_{\lambda}(m)g_{m,\lambda}(t)g_{m,\lambda}(s). \quad (63)$$

The function $g_{m,\lambda}(t)$ is symmetric around $t = 0$ and its derivative is zero there. Furthermore, we have the expansion

$$g_{m,\lambda}(x) = -1 + \sum_{k=0}^m \binom{m}{k} \left(\frac{x}{\lambda}\right)^k \begin{cases} \cosh(x), & k = 0, 2, \dots \\ \sinh(x), & k = 1, 3, \dots \end{cases}$$

This implies

$$g_{m,\lambda}(nt) = \frac{(Nt)^2}{2} (\lambda^2 - 2\lambda \cdot m + m(m-1)) + o((Nt)^2) \text{Poly}(m).$$

where $\text{Poly}(m)$ denotes an expression polynomial in m that is independent of λ and t (and n and N). It follows from (63) that for all $(t, s) \in [-\xi/N, \xi/N]^2$,

$$\begin{aligned} N \cdot f(t, s) &= \sum_{m=0}^{\infty} P_{\lambda}(m)g_{m,\lambda}(t)g_{m,\lambda}(s) \\ &= \frac{N^4}{4} \sum_{m=0}^{\infty} P_{\lambda}(m) (m(m-1) - 2\lambda m + \lambda^2)^2 t^2 s^2 \end{aligned} \quad (64)$$

$$+ \sum_{m=0}^{\infty} P_{\lambda}(m) o(\xi^2 \text{Poly}(m)). \quad (65)$$

Expressions of the form

$$\sum_{m=0}^{\infty} P_{\lambda}(m) \text{Poly}(m)$$

are well-defined and bounded functions of $\lambda > 0$ since all moments of the Poisson distribution exist. The function defined by the term in (64) is strictly convex in t for any fixed $s \neq 0$ and the term (65) goes to zero uniformly in n and N as $\xi \rightarrow 0$. A function that is the sum of a strictly convex function around $t = 0$ and a term converging to zero as $\xi \rightarrow 0$ is convex for all $\xi \leq \xi_0$ for some ξ_0 . \square

H. Proof of Lemma 11

The proof is similar to the proof of [44, Lemma 2] and [38, Lemma 1]. Define the measure $r(dt) = \pi(dt) - \pi(\{0\})\delta_0$ and the measure $q_i(dt)$ by $\partial q_i(dt)/\partial r(dt) = a_i^{-p} t^p$. We have

$$q(\mathbb{R}_+) = q([0, 1/N]) = 1 \quad \text{and} \quad \int t^{-p} q_i(dt) \leq a^{-p}.$$

We can write the minimization (56) as

$$\inf_{q_1, q_2} \left\{ \int_{\mathbb{R}_+} \int_{\mathbb{R}_+} f(t, s) q_1(dt) q_2(ds), q_i([0, 1/N]) = 1, \int_{\mathbb{R}_+} t^{-p} q_i(dt) \leq a_i^{-p}, i = 1, 2 \right\} \quad (66)$$

It follows from Lemma 10 that $f(t, s)$ is convex in both arguments, hence Jensen's inequality implies

$$\int_{\mathbb{R}_+} \int_{\mathbb{R}_+} f(t, s) q_1(dt) q_2(ds) \geq f\left(\int_{\mathbb{R}_+} t q_1(dt), \int_{\mathbb{R}_+} s q_2(ds)\right).$$

Likewise, convexity of t^{-p} implies

$$\left(\int_{\mathbb{R}} t q_i(dt)\right)^{-p} \leq \int_{\mathbb{R}} t^{-p} q_i(dt) \leq a_i^{-p}.$$

The last two inequalities prove that the minimum in (66) is attained when $q_i = \delta_{a_i}$, $i = 1, 2$, hence the minimum in (56) is attained by $\pi_i = (1 - \eta_i)\delta_0 + \eta_i\delta_{a_i}$ for $\eta_i \geq 0$. \square

I. Proof of Lemma 12

Let θ be a random variable taking the values $\{0, 1\}$ with equal probability. Notice that the function $v(a_1, a_2) := u^2(a_1, a_2)$ is convex in each argument and $v(a_1, a_2) = v(a_2, a_1)$. Thus, by Jensen's inequality,

$$\begin{aligned} v(a_1, a_2) &= \mathbb{E}[v(\theta a_1 + (1 - \theta)a_2, (1 - \theta)a_1 + \theta a_2)] \\ &\geq v(\mathbb{E}[\theta a_1 + (1 - \theta)a_2], \mathbb{E}[(1 - \theta)a_1 + \theta a_2]) \\ &= v((a_1 + a_2)/2, (a_1 + a_2)/2). \end{aligned}$$

\square

J. Approximating the function $g_{m,\lambda}(\lambda t)$

The approximation (48) follows from:

$$\begin{aligned} 2(1 + g_{m,\lambda}(t\lambda)) &= e^{-\lambda t}(1 + t)^m + e^{\lambda t}(1 - t)^m \\ &= (1 - \lambda t + \lambda^2 t^2/2 + o(t))(1 + mt + m(m - 1)t^2/2 + o(t^2)) \\ &\quad + (1 + \lambda t + \lambda^2 t^2/2 + o(t))(1 - mt + m(m - 1)t^2/2 + o(t^2)) \\ &= 2 + t^2(m(m - 1) - 2\lambda m + \lambda^2) + o(t^2). \end{aligned}$$

This section contains the proofs of Lemmas 1, 10, 11, and 12.

REFERENCES

- [1] A. Kipnis, "The minimax risk in testing the histogram of discrete distributions for uniformity under missing ball alternatives," in *Communication, Control, and Computing (Allerton), 2023 59th Annual Allerton Conference on*. IEEE, 2023, to appear.
- [2] M. S. Ermakov, "Asymptotic minimaxity of chi-square tests," *Theory of Probability & Its Applications*, vol. 42, no. 4, pp. 589–610, 1998.
- [3] Y. I. Ingster and I. Suslina, *Nonparametric Goodness-of-Fit Testing Under Gaussian Models*. Springer Science & Business Media, 2003, vol. 169.
- [4] S. Balakrishnan and L. Wasserman, "Hypothesis testing for densities and high-dimensional multinomials: Sharp local minimax rates," *The Annals of Statistics*, vol. 47, no. 4, pp. 1893–1927, 2019.
- [5] D. Aldous, *Probability approximations via the Poisson clumping heuristic*. Springer Science & Business Media, 2013, vol. 77.
- [6] L. Holst, "Asymptotic normality and efficiency for certain goodness-of-fit tests," *Biometrika*, vol. 59, no. 1, pp. 137–145, 1972.
- [7] Y. I. Ingster, "Minimax testing of nonparametric hypotheses on a distribution density in the L_p metrics," *Theory of Probability & Its Applications*, vol. 31, no. 2, pp. 333–337, 1987.

- [8] M. Nussbaum, "Asymptotic equivalence of density estimation and gaussian white noise," *The Annals of Statistics*, vol. 24, no. 6, pp. 2399–2430, 1996.
- [9] I. Diakonikolas, D. M. Kane, and V. Nikishkin, "Testing identity of structured distributions," in *Proceedings of the twenty-sixth annual ACM-SIAM symposium on Discrete algorithms*. SIAM, 2014, pp. 1841–1854.
- [10] G. Valiant and P. Valiant, "An automatic inequality prover and instance optimal identity testing," in *2014 IEEE 55th Annual Symposium on Foundations of Computer Science*, Oct 2014, pp. 51–60.
- [11] J. O. Berger, *Statistical decision theory and Bayesian analysis*. Springer Science & Business Media, 2013.
- [12] E. Giné and R. Nickl, *Mathematical foundations of infinite-dimensional statistical models*. Cambridge university press, 2021.
- [13] M. S. Ermakov, "Asymptotically minimax tests for nonparametric hypotheses concerning the distribution density," *Journal of Soviet Mathematics*, vol. 52, no. 2, pp. 2891–2898, 1990.
- [14] Y. I. Ingster, "Asymptotically minimax hypothesis testing for nonparametric alternatives. i, ii, iii," *Math. Methods Statist*, vol. 2, no. 2, pp. 85–114, 1993.
- [15] O. V. Lepski and V. G. Spokoiny, "Minimax nonparametric hypothesis testing: the case of an inhomogeneous alternative," *Bernoulli*, pp. 333–358, 1999.
- [16] P. Diaconis and F. Mosteller, "Methods for studying coincidences," *Journal of the American Statistical Association*, vol. 84, no. 408, 1989.
- [17] T. Batu, *Testing properties of distributions*. Cornell University, 2001.
- [18] L. Paninski, "A coincidence-based test for uniformity given very sparsely sampled discrete data," *IEEE Transactions on Information Theory*, vol. 54, no. 10, pp. 4750–4755, 2008.
- [19] S. Balakrishnan and L. Wasserman, "Hypothesis testing for high-dimensional multinomials: A selective review," *The Annals of Applied Statistics*, vol. 12, no. 2, pp. 727–749, 2018.
- [20] D. Ron *et al.*, "Property testing: A learning theory perspective," *Foundations and Trends® in Machine Learning*, vol. 1, no. 3, pp. 307–402, 2008.
- [21] O. Goldreich, *Introduction to Property Testing*. Cambridge University Press, 2017.
- [22] I. Diakonikolas and D. M. Kane, "A new approach for testing properties of discrete distributions," in *2016 IEEE 57th Annual Symposium on Foundations of Computer Science (FOCS)*. IEEE, 2016, pp. 685–694.
- [23] J. Acharya, Y. Bao, Y. Kang, and Z. Sun, "Improved bounds for minimax risk of estimating missing mass," in *2018 IEEE International Symposium on Information Theory (ISIT)*. IEEE, 2018, pp. 326–330.
- [24] B. Waggoner, "Lp testing and learning of discrete distributions," in *Proceedings of the 2015 Conference on Innovations in Theoretical Computer Science*, 2015, pp. 347–356.
- [25] R. Rubinfeld and R. A. Servedio, "Testing monotone high-dimensional distributions," in *Proceedings of the thirty-seventh annual ACM symposium on Theory of computing*, 2005, pp. 147–156.
- [26] C. L. Canonne, *A Survey on Distribution Testing: Your Data is Big. But is it Blue?*, ser. Graduate Surveys. Theory of Computing Library, 2020, no. 9.
- [27] S.-O. Chan, I. Diakonikolas, P. Valiant, and G. Valiant, "Optimal algorithms for testing closeness of discrete distributions," in *Proceedings of the twenty-fifth annual ACM-SIAM symposium on Discrete algorithms*. SIAM, 2014, pp. 1193–1203.
- [28] J. Chhor and A. Carpentier, "Sharp local minimax rates for goodness-of-fit testing in multivariate binomial and poisson families and in multinomials," *Mathematical Statistics & Learning*, vol. 5, 2022.
- [29] S. Gupta and E. Price, "Sharp constants in uniformity testing via the huber statistic," in *Conference on Learning Theory*. PMLR, 2022, pp. 3113–3192.
- [30] M. Nussbaum, "Minimax risk: Pinsker bound," *Encyclopedia of Statistical Sciences*, vol. 3, pp. 451–460, 1999.
- [31] K. Fan, "Minimax theorems," *Proceedings of the National Academy of Sciences*, vol. 39, no. 1, pp. 42–47, 1953.
- [32] J. Acharya, A. Orlitsky, and S. Pan, "The maximum likelihood probability of unique-singleton, ternary, and length-7 patterns," in *2009 IEEE International Symposium on Information Theory*. IEEE, 2009, pp. 1135–1139.
- [33] G. Valiant and P. Valiant, "Estimating the unseen: improved estimators for entropy and other properties," *Journal of the ACM (JACM)*, vol. 64, no. 6, pp. 1–41, 2017.
- [34] T. Hastie, R. Tibshirani, and J. Friedman, *The Elements of Statistical Learning: Data Mining, Inference, and Prediction*. Springer Science & Business Media, 2009.
- [35] O. Goldreich and D. Ron, "On testing expansion in bounded-degree graphs," *Studies in Complexity and Cryptography: Miscellanea on the Interplay Between Randomness and Computation*, vol. 6650, p. 68, 2011.

- [36] I. Diakonikolas, T. Gouleakis, J. Peebles, and E. Price, “Collision-based testers are optimal for uniformity and closeness,” *Chicago Journal OF Theoretical Computer Science*, vol. 1, pp. 1–21, 2019.
- [37] A. Rényi, “Three new proofs and a generalization of a theorem of irving weiss,” *Magyar Tud. Akad. Mat. Kutató Int. Közl.*, vol. 7, no. 1-2, pp. 203–214, 1962.
- [38] I. A. Suslina, “Extremum problems in minimax signal detection for L_q -ellipsoids with an L_p -ball removed,” *Journal of Mathematical Sciences*, vol. 93, no. 3, pp. 454–469, 1999.
- [39] Y. I. Ingster and I. A. Suslina, “Minimax nonparametric hypothesis testing for ellipsoids and besov bodies,” *ESAIM: Probability and Statistics*, vol. 4, pp. 53–135, 2000.
- [40] B. B. Bhattacharya and R. Mukherjee, “Sparse uniformity testing,” *arXiv preprint arXiv:2109.10481*, 2021.
- [41] E. Arias-Castro and M. Wang, “The sparse Poisson means model,” *Electronic Journal of Statistics*, vol. 9, no. 2, pp. 2170–2201, 2015.
- [42] G. Ivchenko and Y. I. Medvedev, “Separable statistics and hypothesis testing. the case of small samples,” *Theory of Probability & Its Applications*, vol. 23, no. 4, pp. 764–775, 1979.
- [43] V. V. Petrov, *Limit theorems of probability theory; sequences of independent random variables*. Oxford, Clarendon., 1995.
- [44] Y. I. Ingster, “Minimax detection of a signal in L_p metrics,” *Journal of Mathematical Sciences*, vol. 68, pp. 503–515, 1994.

ACKNOWLEDGMENTS

This work is funded in parts by BSF grand number 2022124. The author would like to thank David Donoho for discussions regarding the problem formulation, Reut Levi for comments and suggestions concerning an earlier version of this manuscript, and two anonymous reviewers whose feedback improved the scope of the results and the quality of the paper.