

# A flexible Clayton-like spatial copula with application to bounded support data

Moreno Bevilacqua<sup>a,\*</sup>, Eloy Alvarado<sup>b</sup>, Christian Caamaño-Carrillo<sup>c</sup>

<sup>a</sup>*Facultad de Ingeniería y Ciencias, Universidad Adolfo Ibáñez, Viña del Mar, Chile*  
*Dipartimento di Scienze Ambientali, Informatica e Statistica, Ca' Foscari University of Venice, Venice, Italy*

<sup>b</sup>*Departamento de Industrias, Universidad Técnica Federico Santa María, Santiago, Chile*

<sup>c</sup>*Departamento de Estadística, Universidad del Bío-Bío, Concepción, Chile*

---

## Abstract

The Gaussian copula is a powerful tool that has been widely used to model spatial and/or temporal correlated data with arbitrary marginal distributions. However, this kind of model can potentially be too restrictive since it expresses a reflection symmetric dependence. In this paper, we propose a new spatial copula model that makes it possible to obtain random fields with arbitrary marginal distributions with a type of dependence that can be reflection symmetric or not.

Particularly, we propose a new random field with uniform marginal distributions that can be viewed as a spatial generalization of the classical Clayton copula model. It is obtained through a power transformation of a specific instance of a beta random field which in turn is obtained using a transformation of two independent Gamma random fields.

For the proposed random field, we study the second-order properties and we provide analytic expressions for the bivariate distribution and its correlation. Finally, in the reflection symmetric case, we study the associated geometrical properties. As an application of the proposed model we focus on spatial modeling of data with bounded support. Specifically, we focus on spatial regression models with marginal distribution of the beta type. In a simulation study, we investigate the use of the weighted pairwise composite likelihood method for the estimation of this model. Finally, the effectiveness of our methodology is illustrated by analyzing point-referenced vegetation index data using the Gaussian copula as benchmark. Our developments have been implemented in an open-source package for the R statistical environment.

**Keywords:** Archimedean Copula, Beta random fields, Composite likelihood, Reflection Asymmetry.

**2020 MSC:** Primary 62H11, Secondary 62M30

---

## 1. Introduction

Many applications of statistics across a wide range of disciplines such as climatology, environmental sciences and engineering, to name a few, show an increasing interest in the statistical analysis of geo-referenced spatial data. In order to model the inherent uncertainty of the data, Gaussian random fields play a fundamental role; see [2, 18, 65], for instance. Indeed, the Gaussian random fields can be completely specified in terms of mean and correlation function and flexible correlation models such as the Matérn [65] or the Generalized Wendland correlation models [10] can be specified to model the geometrical properties of the random field.

Unfortunately, the Gaussian assumption is rarely met in practice. Indeed, in many geostatistical applications, including climatology, oceanography, the environment and the study of natural resources, the Gaussian framework is unrealistic because the observed data have different features such as asymmetry, heavy tails, positivity and bounded support.

The spatial generalized mixed models proposed by Diggle et al. [20] has been widely used to model non-Gaussian spatial data [53]. Under this framework, non-Gaussian models are specified using a specific link function and a

---

\*Corresponding author. Email address: moreno.bevilacqua@uai.cl

latent Gaussian random field through a conditional independence assumption. However, the conditional independence assumption underlying models of this kind leads to random fields with non-standard marginal distributions and with a “forced” nugget effect that implies no mean square continuity [24, 53]. This can be a potential problem when modeling data exhibiting continuity and/or differentiability.

More flexible models can be obtained through a suitable transformation of a Gaussian random field or independent copies thereof. This is an appealing approach because the correlation of the transformed random field depends on the correlation of the Gaussian random field and very often the geometrical properties of the non-Gaussian random field are inherited from the Gaussian random field. Notable examples can be found in [19] for log-Gaussian random fields, [56] for Gaussian-log-Gaussian random fields, [73] for Skew-Gaussian random fields, [72] for Tukey  $g$ - $h$  random fields, [7] for  $t$  random fields, [8] for Weibull random fields, [14] for sinh-arcsinh random fields, and [53] for Poisson random fields just to mention a few.

A general powerful modeling tool to obtain non-Gaussian random fields with arbitrary marginal distributions can be obtained under the copula framework [37]. Unfortunately, the adaptation of the copula framework to the spatial continuous setting is not a trivial task. Hereafter, we consider random fields defined on  $A$  a subset of  $\mathbb{R}^d$  even if the proposed methodology can be easily extended to more complicated spaces such as the continuous space-time framework [27] or the spherical space [28, 59] or a linear network [1]. A random field  $\{S(\mathbf{s}), \mathbf{s} \in A\}$  with arbitrary marginal cdf  $F_S$  can be obtained through the transformation

$$S(\mathbf{s}) = F_S^{-1}\{U(\mathbf{s})\},$$

where  $U$  is a random field with uniform marginals and  $F_S^{-1}$  is the generalized inverse distribution function. This approach makes it possible to model the marginal distributions and the dependence structure separately. In particular the dependence is driven by the dependence of the random field  $U$ .

Inference and prediction of the non-Gaussian random field  $S$  can be a challenging task in particular when considering only one realization from  $S$  which is the typical case for spatial data. It is important to highlight that when considering independent realizations from  $S$ , the inference generally simplifies and the set of copula models that can be used is larger; see for instance [43] and the references therein.

However, in this paper we assume that only one realization of  $S$  is available which is the typical case for spatial data. In this case, a popular choice is  $U(\mathbf{s}) = \Phi\{Z(\mathbf{s})\}$  where  $\Phi$  is the cdf of the Gaussian distribution and  $\{Z(\mathbf{s}), \mathbf{s} \in A\}$  is a standard Gaussian random field. This is the so-called Gaussian copula random field that has been widely applied in the analysis of spatial and/or temporal correlated data; see [5, 19, 32, 34, 38, 50], just to mention a few. The main reason for success of the Gaussian copula is that the dependence structure is indexed by a correlation function which is helpful in many applications such as spatial statistics, time series or longitudinal data.

However, Gaussian copula random fields suffer from some limitations due to the kind of dependence structure they can model. In particular, the resulting type of dependence is reflection symmetric, which basically means that high values exhibit a spatial dependence similar to low ones. These restrictions are often violated when analyzing Gaussian or non Gaussian real data. For instance reflection asymmetry has been observed in rainfall or wind speed data [5, 8, 67]. To overcome these restrictions, a random field  $U$  with uniform marginals and more complex dependence structures than  $\Phi\{Z(\mathbf{s})\}$  is needed.

A first flexible copula model for spatial data has been proposed by [5] and deeply studied in [61] and [60]. The so-called Chi-squared copula has been obtained by considering the cdf associated with a squared Gaussian random field and the associated uniform random field takes the form  $U(\mathbf{s}) = |1 - 2\Phi\{Z(\mathbf{s})\}|$ . However this kind of model offers only a specific type of bivariate dependence. As a more flexible alternative, a vine copula approach can be performed [22, 32], but the computational time explodes as the dimension increases because the number of possible configurations becomes very high.

In this paper, we propose a new flexible random field with uniform marginals. The main features of this model is that, unlike the Gaussian copula random field, the type of dependence can be reflection symmetric or not. In addition, as in the Gaussian copula or Chi-squared copula case, the dependence structure of the proposed random field is indexed by a correlation function with an additional parameter that characterizes the type of reflection (a)symmetry.

Specifically, we first define a general class of random fields with uniform marginal distributions that we call Archimedean random field because it is obtained generalizing the stochastic representation associated to the Archimedean copula [25, 37]. Then we focus on a specific instance of the Archimedean class that we call Clayton random field

because it can be viewed as a spatial generalization of the Clayton copula. It turns out that the Clayton random field can be written as a power transformation of a specific random field with beta marginals which is obtained through a transformation of Gamma random fields obtained as sum of squared Gaussian random fields sharing a common underlying correlation function.

For the Clayton random field, we study the second-order properties and we provide analytic expressions for the bivariate pdf and cdf (the associated bivariate copula density and copula function, respectively) and the correlation function. It turns out that the bivariate pdf, the bivariate cdf and the correlation function depend on some special functions, namely the Gaussian hypergeometric function, the Appell function of the fourth type, and the Kampé de Fériet function [31]. Finally, in a special case, we study the associated geometrical properties. Particularly, we show that nice properties such as mean-square continuity and degrees of mean-square differentiability can be inherited from the underlying Gaussian random field.

As an application of the Clayton random field, we consider a spatial random field with beta marginal distribution with a parametrization that allows to specify a spatial mean regression model [23]. Estimating the (reparametrized) beta random field or more generally random fields with arbitrary marginal distributions obtained from the Clayton random field is not an easy task. In fact, it must be said that the likelihood function associated with the proposed Clayton random field involves an analytically intractable form. As a consequence, likelihood-based estimation methods are unfeasible. Exploiting the results on the bivariate distribution of the Clayton random field, we investigate the use of the weighted pairwise composite likelihood [46, 68] as method of estimation. In particular, in our simulation study, we study the performance of the weighted pairwise composite likelihood when estimating the parameters of the (reparametrized) beta random field. The methods proposed in this paper are implemented in the R package `GeoModels` [13] and the R code for reproducing the work is available as an online supplement.

The remainder of the article is organized as follows. In Section 2, we first study an auxiliary random field with beta marginals which is a key tool when defining the Clayton random field. In Section 3, we first define the Archimedean random field and then we study a specific case, the Clayton random field, and in particular we provide the associated bivariate pdf and cdf and the correlation function. In addition we study geometrical properties of the Clayton random field in the special reflection symmetric case. In Section 4, we present a simulation study in order to investigate the performance of the weighted pairwise composite likelihood method when estimating the mean regression parameters and the dependence parameters of the (reparametrized) beta random field obtained from the Clayton random field. In Section 5, we illustrate the application of the proposed methodology by analyzing spatially point-referenced vegetation indexes data using a random field with beta marginal distribution. In particular we compare the proposed model using the Gaussian copula model as a benchmark. All the proofs are deferred to the Appendix.

## 2. A random field with beta marginals

Henceforth, given a weakly stationary random field  $\{Q(\mathbf{s}), \mathbf{s} \in A\}$  with  $E\{Q(\mathbf{s})\} = \mu(\mathbf{s})$  and  $\text{var}\{Q(\mathbf{s})\} = \sigma^2$ , we denote by  $\rho_Q(\mathbf{h}) = \text{corr}\{Q(\mathbf{s}_i), Q(\mathbf{s}_j)\}$  its correlation function, where  $\mathbf{h} = \mathbf{s}_i - \mathbf{s}_j \in A$  is the lag separation vector. For any set of distinct points  $(\mathbf{s}_1, \dots, \mathbf{s}_n)^\top$ ,  $n \in \mathbb{N}$ , we denote by  $\mathbf{Q}_{ij} = (Q(\mathbf{s}_i), Q(\mathbf{s}_j))^\top$ ,  $i \neq j$ , the bivariate random vector and by  $\mathbf{Q} = (Q(\mathbf{s}_1), \dots, Q(\mathbf{s}_n))^\top$  the multivariate random vector. Moreover, we denote by  $f_Q$  and  $F_Q$  the marginal probability density function (pdf) and cumulative distribution function (cdf) of  $Q(\mathbf{s})$ , respectively, with  $f_{\mathbf{Q}_{ij}}$   $F_{\mathbf{Q}_{ij}}$  the pdf (probability density function) and cdf (cumulative distribution function) of  $\mathbf{Q}_{ij}$  and with  $f_{\mathbf{Q}}$  the pdf of  $\mathbf{Q}$  with  $F_{\mathbf{Q}}$  the cdf of  $\mathbf{Q}$ . Additionally, we denote by  $\Phi$  and  $\phi$  the cdf and pdf of the standard Gaussian random variable, respectively. Finally, if a random field has a  $X$  marginal distribution, then we call it  $X$  random field.

Let  $\{Z(\mathbf{s}), \mathbf{s} \in A\}$ , a standard Gaussian random field with correlation function  $\rho_Z(\mathbf{h})$  and with some abuse of notation we set  $\rho(\mathbf{h}) = \rho_Z(\mathbf{h})$ . Henceforth, we call  $Z$  and  $\rho(\mathbf{h})$  as the underlying Gaussian random field and correlation function respectively.

To build our random field with beta marginals we first consider a Gamma random field  $\{G_\psi(\mathbf{s}), \mathbf{s} \in A\}$  with marginal distribution  $G_\psi(\mathbf{s}) \sim \mathcal{G}(\psi/2, 1)$ , defined as

$$G_\psi(\mathbf{s}) = \sum_{i=1}^{\psi} Z_i(\mathbf{s})^2/2,$$

where  $Z_i$ ,  $i \in \{1, \dots, \psi\}$  are mutually independent copies of  $Z$  with  $\rho_{G_\psi}(\mathbf{h}) = \rho^2(\mathbf{h})$ . The associated multivariate density  $f_{G_\psi}$  was discussed earlier by Krishnamoorthy and Parthasarathy [42], and its properties have been studied since then

by several authors; see [41, 62]. It turns out that the analytical expressions of the multivariate density can be derived only in some special case. However, in the bivariate case, the pdf has general expression given by [40]

$$f_{G_{\psi;ij}}(g_i, g_j) = \frac{(g_i g_j)^{\psi/2-1} e^{-\frac{(g_i+g_j)}{1-\rho^2(\mathbf{h})}}}{\Gamma(\psi/2) \{1-\rho^2(\mathbf{h})\}^{\psi/2}} \left[ \frac{\sqrt{\rho^2(\mathbf{h})} g_i g_j}{1-\rho^2(\mathbf{h})} \right]^{1-\psi/2} I_{\psi/2-1} \left[ \frac{2\sqrt{\rho^2(\mathbf{h})} g_i g_j}{1-\rho^2(\mathbf{h})} \right], \quad (1)$$

where  $I_a(x)$  is the modified Bessel function of the first kind of order  $a$ . Now consider the random field  $\{Y_{v,\alpha}(\mathbf{s}), \mathbf{s} \in A\}$  defined as:

$$Y_{v,\alpha}(\mathbf{s}) = \frac{H_v(\mathbf{s})}{H_v(\mathbf{s}) + N_\alpha(\mathbf{s})}. \quad (2)$$

where  $H_v$ , and  $N_\alpha$  are two independent copies of the Gamma random field  $G_\psi$ ,  $\psi \in \{1, 2, \dots\}$  sharing an underlying common correlation function  $\rho(\mathbf{h})$ . By construction  $Y_{v,\alpha}(\mathbf{s})$  has beta marginal distribution  $\mathcal{B}(v/2, \alpha/2)$  with mean and variance given by  $E\{Y_{v,\alpha}(\mathbf{s})\} = v/(v+\alpha)$  and  $\text{var}\{Y_{v,\alpha}(\mathbf{s})\} = 2v\alpha/\{(v+\alpha)^2(v+\alpha+2)\}$ , respectively. Hereafter, we call  $Y_{v,\alpha}$  the auxiliary beta random field with underlying correlation function  $\rho(\mathbf{h})$ .

A possible drawback for the gamma random fields used in (2) is that it is a limited model due to the restrictions to the half-integers for the shape parameter. Actually, in some special cases, it can assume any positive value greater than zero. This feature is intimately related to the infinite divisibility of the squared of the underlying Gaussian random fields  $Z^2$  as shown in [41]. Characterization of the infinite divisibility of  $Z^2$  has been studied in [4, 21, 33, 70]. In particular, Bapat [4] provides a characterization based on  $\Omega_n$ , the correlation matrix associated with  $\rho(\mathbf{h})$ . Specifically,  $\psi > 0$  if and only if there exists a matrix  $S_n$  such that  $S_n \Omega_n^{-1} S_n$  is an  $M$ -matrix [58], where  $S_n$  is a signature matrix, i.e., a diagonal matrix of size  $n$  with entries either 1 or  $-1$ . This condition is satisfied, for instance, by a stationary Gaussian random process  $Z$  defined on  $A = \mathbb{R}$  with an exponential correlation function. However, it is not guaranteed to be satisfied for any covariance matrix in any dimension.

These sorts of restrictions on the shape parameter of the Gamma random field  $G_v$  are clearly inherited by the auxiliary beta random field, which means that  $Y_{v,\alpha}$  is well defined for  $v, \alpha \in \{1, 2, \dots\}$ . This certainly restricts the flexibility of this kind of model.

In what follows, we make use of the generalized hypergeometric function defined in Gradshteyn and Ryzhik [31] by:

$${}_pF_q(a_1, a_2, \dots, a_p; b_1, b_2, \dots, b_q; x) = \sum_{k=0}^{\infty} \frac{(a_1)_k (a_2)_k \dots (a_p)_k}{(b_1)_k (b_2)_k \dots (b_q)_k} \frac{x^k}{k!} \quad \text{for } p, q \in \{0, 1, \dots\}, \quad (3)$$

where  $(a)_k = \Gamma(a+k)/\Gamma(a)$ , for  $k \in \mathbb{N} \cup \{0\}$ , is the Pochhammer symbol. In particular we focus on the Gaussian hypergeometric function

$${}_2F_1(a, b, c; x) = \sum_{k=0}^{\infty} \frac{(a)_k (b)_k}{(c)_k} \frac{x^k}{k!}, \quad |x| < 1, \quad (4)$$

and we also consider the Appell hypergeometric function of the fourth type [31] defined as

$$F_4(a, b; c, c'; w, z) = \sum_{k=0}^{\infty} \sum_{m=0}^{\infty} \frac{(a)_{k+m} (b)_{k+m} w^k z^m}{k! m! (c)_k (c')_m}, \quad |\sqrt{w}| + |\sqrt{z}| < 1, \quad (5)$$

which is a special function of two variables. The special functions (4) and (5) are related through the identity

$$F_4(a, b; c, c'; w, z) = \sum_{k=0}^{\infty} \frac{(a)_k (b)_k z^k}{k! (c')_k} {}_2F_1(a+k, b+k; c; w), \quad |\sqrt{w}| + |\sqrt{z}| < 1; \quad (6)$$

see [15].

Equation (6) is useful for the computation of the  $F_4$  function given that efficient numerical computation of the  ${}_2F_1$  function can be found in different libraries of statistical softwares including R, MATLAB and Python. Furthermore,

we introduce a two-variable power series generalization called the Kampé de Fériet function defined as

$$F_{E;G;H}^{A;B;C} \left[ \begin{matrix} (a); (b_B); (c_C) \\ (e_E); (g_G); (h_H) \end{matrix} \middle| x, y \right] = \sum_{k=0}^{\infty} \sum_{m=0}^{\infty} \frac{\prod_{j=1}^A (a_j)_{k+m} \prod_{j=1}^B (b_j)_k \prod_{j=1}^C (c_j)_m x^k y^m}{k! m! \prod_{j=1}^E (e_j)_{k+m} \prod_{j=1}^G (g_j)_k \prod_{j=1}^R (h_j)_m}. \quad (7)$$

This special function can be viewed as a generalization of the  $F_4$  and other types of Appell functions. For instance, it can be shown that  $F_{2;0;0}^{0;1;1} = F_4$  [64].

The following theorem provide the pdf of the bivariate distribution of the auxiliary beta random field defined in (2) in terms of the Appell  $F_4$  function.

**Theorem 1.** *Let  $Y_{v,\alpha}$  the auxiliary beta random field defined in (2) with underlying correlation function  $\rho(\mathbf{h})$ . Then the pdf of  $\mathbf{Y}_{v,\alpha;ij}$  is given by*

$$f_{\mathbf{Y}_{v,\alpha;ij}}(\mathbf{y}_{ij}) = \frac{(y_i y_j)^{\nu/2-1} \{(1-y_i)(1-y_j)\}^{\alpha/2-1} \Gamma^2(c)}{\Gamma^2(\nu/2) \Gamma^2(\alpha/2) \{1-\rho^2(\mathbf{h})\}^{-c}} F_4(c, c; \nu/2, \alpha/2; \rho^2(\mathbf{h})y_i y_j, \rho^2(\mathbf{h})(1-y_i)(1-y_j)),$$

with  $c = (\nu + \alpha)/2$ .

Note that  $f_{\mathbf{Y}_{v,\alpha;ij}}$  is well defined for  $\nu, \alpha > 0$  irrespectively of the correlation function, as it is obtained from a bivariate Gamma distribution. Moreover, when  $\rho(\mathbf{h}) = 0$ , it can be easily shown that  $f_{\mathbf{Y}_{v,\alpha;ij}}(\mathbf{y}_{ij}) = f_{Y_{v,\alpha}}(y_i) f_{Y_{v,\alpha}}(y_j)$ . This implies that zero pairwise correlation implies pairwise independence.

The following theorem provides the correlation function of the auxiliary beta random field  $Y_{v,\alpha}$  in terms of the Kampé de Fériet function defined in (7).

**Theorem 2.** *Let  $Y_{v,\alpha}$  the auxiliary beta random field defined in (2) with underlying correlation  $\rho(\mathbf{h})$ . Then:*

$$\rho_{Y_{v,\alpha}}(\mathbf{h}) = \frac{\nu(c+1)}{\alpha} \left[ \{1-\rho^2(\mathbf{h})\}^c A - 1 \right], \quad (8)$$

where  $c = (\nu + \alpha)/2$  and

$$A = F_{2;0;1}^{2;1;2} \left[ \begin{matrix} c; \frac{\alpha}{2}; \frac{\nu}{2} + 1 \\ c+1; -; \frac{\nu}{2} \end{matrix} \middle| \rho^2(\mathbf{h}), \rho^2(\mathbf{h}) \right].$$

### 3. Clayton random fields

The goal of this section is to introduce what we call the Clayton random field, which is a random field with standard uniform marginal distributions with a flexible type of dependence allowing reflection (a)symmetry. We call the proposed random field ‘Clayton’ because it can be viewed as a generalization, of the classical Clayton copula.

To clarify the link between our construction and the classical Clayton copula, let us first consider a random vector  $\mathbf{U} = (U_1, \dots, U_n)^\top$ , where

$$\mathbf{U} = \varphi(\mathbf{E}/M). \quad (9)$$

Here  $\mathbf{E} = (E_1, \dots, E_n)^\top$  is a vector of i.i.d. random variables with standard exponential distribution and  $M$  an independent positive random variable. The function  $\varphi: \mathbb{R}^+ \rightarrow [0, 1]$  in (9) is applied pointwise and it is the Laplace transform of the random variable  $M$ , i.e., a completely monotone function [52]. Then,  $\mathbf{U}$  is a vector with uniform marginals  $U_i$  [47, 49]. The cdf associated to the random vector  $\mathbf{U}$  has been widely studied and it belongs to a sub-class of the so-called Archimedean copulas.

An  $n$ -dimensional Archimedean copula is defined with a generator function  $\varphi$  through:

$$F_{\mathbf{U}}(\mathbf{u}) = \varphi\{\varphi^{-1}(u_1) + \dots + \varphi^{-1}(u_n)\} \quad (10)$$

and it has been shown by McNeil and Nešlehová [51] that a necessary and sufficient condition for  $\varphi$  to define a  $n$ -dimensional copula is that  $\varphi$  is a  $n$ -monotone function on  $[0, \infty]$ . For the precise definition of  $n$ -monotonicity

we refer the interested reader to [48, 51, 71]. If  $D_p$  is the set of all  $p$ -monotone functions then it is known that  $D_2 \supseteq D_3 \supseteq \dots \supseteq D_\infty$ , where  $D_\infty$  denotes the set of all completely monotone functions.

This implies that any function  $\varphi \in D_\infty$  can be used to define an Archimedean copula in arbitrary dimension  $n \geq 2$  and it has been shown in [49] that the random vector  $\mathbf{U}$  in (9) has cdf of type (10) when  $\varphi \in D_\infty$ . For instance, choosing  $M \sim \mathcal{G}(1/a, 1)$  with Laplace transform given by  $\psi(x) = (1+x)^{-1/a}$ ,  $a > 0$  with inverse  $\psi^{-1}(y) = y^{-a} - 1$ , then the Clayton copula

$$F_{\mathbf{U}}(\mathbf{u}) = \left( u_1^{-a} + \dots + u_n^{-a} - n + 1 \right)^{1/a},$$

is obtained as a special case.

Inspired by the stochastic representation in (9) we now propose a new random field with uniform marginals. Specifically, our idea is to obtain a random field with uniform marginals generalizing the stochastic representation in (9) to the spatial setting. To achieve this task, we first need to relax the independence assumption of the exponential random variables. This basically prevents the generation of a random field with “a forced” nugget effect. In addition we need to replace the positive random variable  $M$  with a positive random field  $\{M(\mathbf{s}), \mathbf{s} \in A\}$ . This allows to avoid identifiability problems (similar to the ones described in [26] and [7]) when estimating with just one realization of the random field (the typical setting for spatial data). Note that when independent replicates are available, our construction in principle could be simplified assuming  $M$  as a sequence of independent random variables of gamma type.

Following these arguments, we generalize the model in (9) by defining the Archimedean random field, i.e., a new class of random fields  $\{U(\mathbf{s}), \mathbf{s} \in A\}$  with uniform marginals as

$$U(\mathbf{s}) = \psi \{E(\mathbf{s})/M(\mathbf{s})\}, \quad (11)$$

where  $E$  is a random field with standard exponential marginal distribution,  $M$  is a positive random field and  $\psi$  is the Laplace transform of the random variable  $M(\mathbf{s})$ .

In this work we focus on the special case where  $E \equiv G_2$  and  $M$  is a copy of the Gamma random field defined in Section 2, that is  $M \equiv G_\nu$  with marginal distribution  $\mathcal{G}(\nu/2, 1)$ . Since the associated Laplace transform is given by  $\psi(t) = (1+t)^{-\nu/2}$ , the random field in (11) assumes the form

$$U_\nu(\mathbf{s}) = \left\{ \frac{G_\nu(\mathbf{s})}{G_\nu(\mathbf{s}) + G_2(\mathbf{s})} \right\}^{\nu/2}, \quad \nu \in \{1, 2, \dots\}.$$

It turns out that, under this specific choice,  $U_\nu$  can be written as a power transformation of a special case of the auxiliary beta random field introduced in Section 2 that is

$$U_\nu(\mathbf{s}) = \{Y_{\nu,2}(\mathbf{s})\}^{\nu/2}, \quad \nu \in \{1, 2, \dots\},$$

where  $Y_{\nu,2}$  has marginal distribution  $\mathcal{B}(\nu/2, 1)$ . Since we choose the Laplace transform of a Gamma marginal distribution in analogy with the classical Clayton copula, we call  $U_\nu$  a Clayton random field.

The multivariate pdf of  $U_\nu$  is not explicitly known. However, the pdf of the bivariate random vector  $\mathbf{U}_{\nu;ij} = (U_\nu(\mathbf{s}_i), U_\nu(\mathbf{s}_j))^T$  (bivariate copula density) can be easily obtained using Theorem 1, viz.

$$f_{U_{\nu;ij}}(\mathbf{u}_{ij}) = \{1 - \rho^2(\mathbf{h})\}^{\nu/2+1} F_4\left(\nu/2 + 1, \nu/2 + 1; \nu/2, 1; \rho^2(\mathbf{h})(u_i u_j)^{2/\nu}, \rho^2(\mathbf{h})(1 - u_i^{2/\nu})(1 - u_j^{2/\nu})\right). \quad (12)$$

If the bivariate random vector has uniform marginals, reflection symmetry can be easily checked using the associated bivariate density through  $f_{U_{\nu;ij}}(u_i, u_j) = f_{U_{\nu;ij}}(1 - u_i, 1 - u_j)$ ; see [37]. Recalling that the  $F_4$  function is symmetric, i.e.,  $F_4(\cdot, \cdot, \cdot, \cdot, x, y) = F_4(\cdot, \cdot, \cdot, \cdot, y, x)$ , it is apparent that  $f_{U_{\nu;ij}}(u_j, u_j) = f_{U_{\nu;ij}}(1 - u_i, 1 - u_j)$  only when  $\nu = 2$ , that is reflection asymmetry is obtained when  $\nu \neq 2$ .

Note that the parameter  $\nu$  only affects the bivariate distribution. That is, it can be viewed as dependence parameter. In addition, the bivariate cdf of  $U_\nu$  (i.e., the associated bivariate copula function) is given in the following theorem.

**Theorem 3.** *Let  $U_\nu$  the Clayton random field in Equation (3) with underlying correlation  $\rho(\mathbf{h})$ . Then the cdf of the bivariate random vector  $\mathbf{U}_{\nu;ij} = (U_\nu(\mathbf{s}_i), U_\nu(\mathbf{s}_j))^T$  is given by*

$$\begin{aligned} F_{U_{\nu;ij}}(t_{ij}) &= 4t_i t_j \{1 - \rho^2(\mathbf{h})\}^{\nu/2+1} \sum_{k=0}^{\infty} \sum_{m=0}^{\infty} \frac{(v/2)_k (t_i t_j)^{2k/\nu} (\rho^2(\mathbf{h}))^{k+m}}{k! (2k + \nu)^2 B^2(k + \nu/2, m + 1)} {}_2F_1\left(k + \nu/2, -m; k + \nu/2 + 1; t_i^{2/\nu}\right) \\ &\quad \times {}_2F_1\left(k + \nu/2, -m; k + \nu/2 + 1; t_j^{2/\nu}\right). \end{aligned} \quad (13)$$

From the copula point of view, if the dependence parameter  $\rho(\mathbf{h}) \in [0, 1)$  is equal to 0, then it can be shown that independence is achieved irrespective of  $\nu$ , that is  $F_{U_{\nu,ij}}(\mathbf{t}_{ij}) = F_{U_i}(t_i)F_{U_j}(t_j) = t_it_j$ .

We now compare the type of bivariate dependence induced by the Gaussian copula random field  $U^G(\mathbf{s}) = \Phi\{Z(\mathbf{s})\}$  and the chi-squared copula random field  $U^{CS}(\mathbf{s}) = |1 - 2\Phi\{Z(\mathbf{s})\}|$  [61] with the one induced by the proposed Clayton random field  $U_\nu(\mathbf{s}) = \{Y_{\nu,2}(\mathbf{s})\}^{\nu/2}$ . Although copula theory uses transformations to uniform marginals, it is better to consider transformation to Gaussian marginals for identifying the type of dependence ([37], p. 9). In this case, the plot of the bivariate densities associated with the proposed model, the Gaussian copula and the chi-squared copula can be obtained by computing

$$f_{S_{ij}}(\mathbf{s}_{ij}) = f_{A_{ij}}\{F_S(\mathbf{s}_i), F_S(\mathbf{s}_j)\}f_S(\mathbf{s}_i)f_S(\mathbf{s}_j), \quad (14)$$

for  $A_{ij} = \mathbf{U}_{\nu,ij}, \mathbf{U}_{ij}^G, \mathbf{U}_{ij}^C$  setting  $F_S = \Phi$  and  $f_S = \phi$ .

Fig. 1 depicts the contour plots of the three models increasing the underlying correlation  $\rho(\mathbf{h}) \in \{0.1, 0.5, 0.9\}$  (from left to right). The red, black and green colors are associated with the proposed model, the Gaussian copula and chi-squared copula respectively. The cases  $\nu \in \{1, 2, 5\}$  (first, second, and third row, respectively) are also considered for the proposed model.

It turns out that when  $\nu = 2$ , both the Gaussian and Clayton cases are reflection symmetric irrespective of the correlation. However, the Clayton model shows a non-elliptical dependence. This can be clearly appreciated when the correlation is stronger while when the correlation is low the two distributions tend to be similar, as expected. In fact, when the correlation is zero we obtain independence in both cases.

If  $\nu = 1$  and  $\nu = 5$ , then it can be appreciated that both the Clayton and chi-squared models are not reflection symmetric, but our proposed methodology is more flexible because it is able to model asymmetry to lower tail ( $\nu = 1$ ) and asymmetry to upper tail ( $\nu = 5$ ), while the chi-squared copula is able to model only asymmetry to lower tail; see [37], Sec. 2.14. Hence, our model is more flexible when modeling reflection (a)symmetries and, as a consequence can be applied to a wider range of spatial data. Note that other copula models can capture both lower and upper tail asymmetry, such as mixture of Clayton and reflected Clayton copulas [37]. However, when applying them in the spatial context, they are not identifiable with just one realization of the random field.

### 3.1. Correlation function and geometric properties

The following Theorem provides the correlation of the Clayton random field  $U_\nu$  in terms of the Kampé de Fériet function.

**Theorem 4.** *Let  $U_\nu$  the Clayton random field in (3) with underlying correlation  $\rho(\mathbf{h})$ . Then*

$$\rho_{U_\nu}(\mathbf{h}) = 3 \left( \left\{ 1 - \rho^2(\mathbf{h}) \right\}^{\nu/2+1} F_{2;1;0}^{2;2;1} \left[ \begin{matrix} \nu/2 + 1; \nu; 1 \\ \nu + 1; \frac{\nu}{2}; - \end{matrix} \middle| \rho^2(\mathbf{h}), \rho^2(\mathbf{h}) \right] - 1 \right). \quad (15)$$

Fig. 2 depicts the correlation function  $\rho_{U_\nu}(\mathbf{h})$  varying the asymmetry parameter  $\nu \in \{1, 2, 5\}$  when the underlying correlation is the Generalized Wendland model [10] defined as

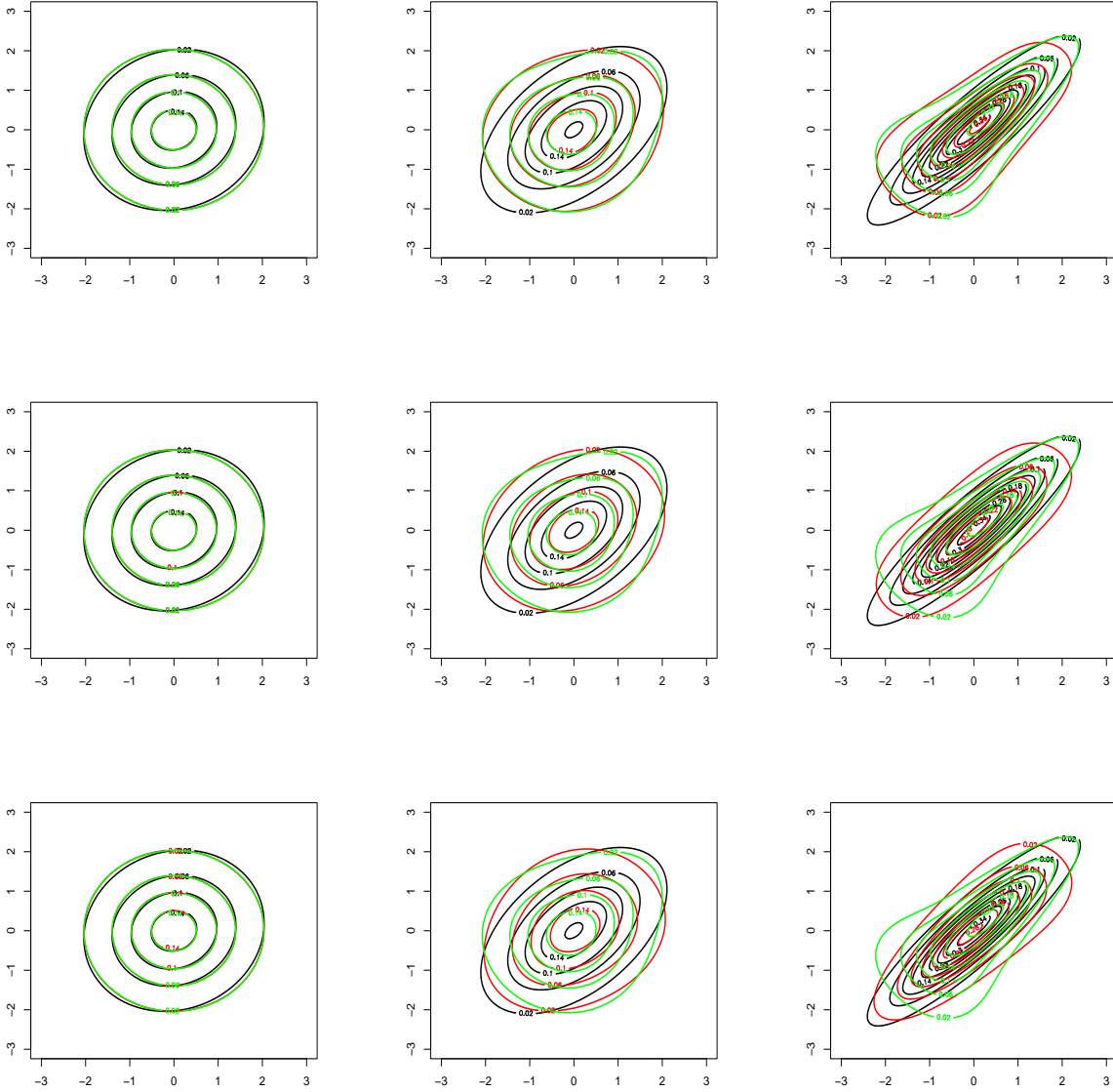
$$\mathcal{GW}_{\delta,\mu,b}(\mathbf{h}) = \begin{cases} K \left\{ 1 - (\|\mathbf{h}\|/b)^2 \right\}^{\delta+\mu} {}_2F_1 \left( \mu/2, (\mu+1)/2; \delta + \mu + 1; 1 - (\|\mathbf{h}\|/b)^2 \right), & 0 \leq \|\mathbf{h}\| \leq b, \\ 0, & \|\mathbf{h}\| > b, \end{cases}$$

with  $K = \Gamma(\delta)\Gamma(2\delta + \mu + 1)/\{\Gamma(2\delta)\Gamma(\nu + \mu + 1)2^{\mu+1}\}$ ,  $\delta \geq 0$ ,  $\mu \geq 0.5(d + 1) + \delta$  and  $b > 0$  is the compact support. This kind of correlation model is very flexible since it allows to parametrize the mean squared differentiability of the underlying spatial field and it includes the Matérn correlation as a special case model after a suitable reparametrization [9]. Specifically, we set  $\rho(\mathbf{h}) = \mathcal{GW}_{0.4,0.15}(\mathbf{h}) = (1 - \|\mathbf{h}\|/0.15)_+^4$  and we plot  $\rho_{U_\nu}(\mathbf{h})$  versus the distance  $\|\mathbf{h}\|$  varying the parameter  $\nu \in \{1, 2, 5\}$ . It can be seen that  $\rho_{U_\nu}(\mathbf{h})$  slightly increases when increasing  $\nu$  for each  $\|\mathbf{h}\|$ .

We now focus on the special case  $\nu = 2$  that is the reflection symmetric case. The following corollary provide a closed form expression for the correlation of the Clayton random field  $U_2$ .

**Corollary 1.** *Let  $U_2$  the symmetric Clayton random field with underlying correlation  $\rho(\mathbf{h})$ . Then*

$$\rho_{U_2}(\mathbf{h}) = \frac{2[\rho^2(\mathbf{h})\{3\rho^2(\mathbf{h}) - 1\} - \{\rho^2(\mathbf{h}) - 1\}^2 \ln\{1 - \rho^2(\mathbf{h})\}]}{\rho^4(\mathbf{h})} - 3. \quad (16)$$



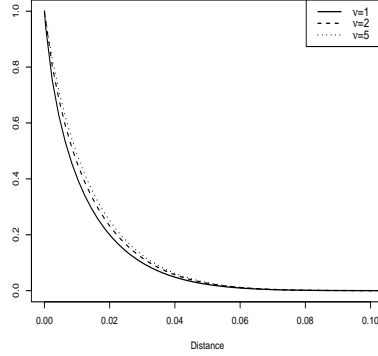
**Fig. 1:** Contour plots of the bivariate Gaussian density (black color), the bivariate chi-squared copula density (green color) and of the bivariate density (14) with  $F_S = \Phi$  and  $f_S = \phi$  (red color) with underlying correlation  $\rho(\mathbf{h}) \in \{0.1, 0.5, 0.9\}$  (from left to right) when  $\nu = 1$  (first row),  $\nu = 2$  (second row),  $\nu = 5$  (third row).

The simple form of the correlation function  $\rho_{U_2}(\mathbf{h})$  allows to study the geometrical properties of the Clayton random field. It turns out that nice properties such as stationarity, mean-square continuity, degrees of mean-square differentiability, long-range dependence and compact support can be inherited from the underlying Gaussian random field  $Z$  with correlation  $\rho(\mathbf{h})$ . The following theorem resumes all these properties.

**Theorem 5.** *Let  $U_2$  the symmetric Clayton random field with underlying Gaussian random field  $Z$  with correlation  $\rho(\mathbf{h})$ . Then,*

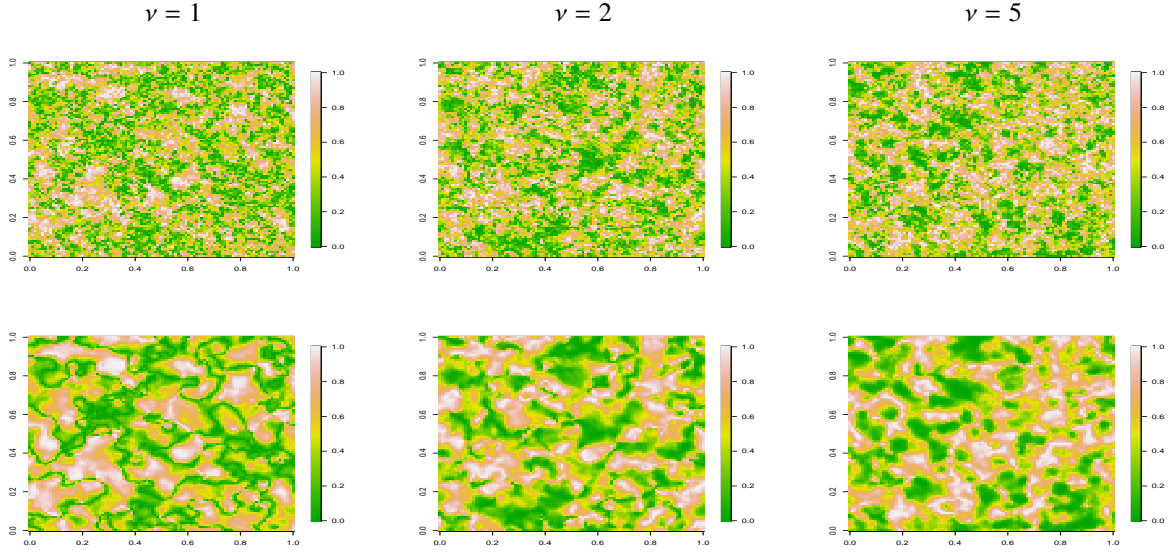
- (i)  $U_2$  is weakly stationary;





**Fig. 2:** The correlation function  $\rho_{U_\nu}(\mathbf{h})$  in (15) for  $\nu \in \{1, 2, 5\}$  when the underlying correlation model is  $\rho(\mathbf{h}) = \mathcal{GW}_{0,4,0.15}(\mathbf{h})$ .

- (ii)  $U_2$  is mean-square continuous if  $Z$  is mean-square continuous;
- (iii)  $U_2$  is 0-times mean-square differentiable if  $Z$  is 0-times mean-square differentiable; for  $m \geq 1$ , if  $\rho^{(1)}(\mathbf{0}) = 0$ ,  $U_\nu$  is  $m$ -times mean-square differentiable if  $Z$  is  $m$ -times mean-square differentiable;
- (iv)  $U_2$  is a long-range dependent process if  $Z$  is a long-range dependent process;
- (v)  $\rho(\mathbf{h}) = 0 \implies \rho_U(\mathbf{h}) = 0$ .



**Fig. 3:** Six realizations of the Clayton random field  $U_\nu$ . First row: using an underlying zero-time differentiable Generalized Wendland correlation model  $\mathcal{GW}_{0,4,0.2}$  and reflection asymmetry parameter equal to  $\nu \in \{1, 2, 5\}$  (from left to right). Second row: using an underlying one-time differentiable Generalized Wendland  $\mathcal{GW}_{1,4,0.2}$  correlation model and asymmetry parameter equal to  $\nu \in \{1, 2, 5\}$  (from left to right).

The consequence of Theorem 5 is that, as in the Gaussian case, the geometrical properties, the long range dependence and the compact support of the Clayton random field can be modeled using a suitable correlation function. For instance long-range dependence can be achieved using correlations with specific features such as the Generalized Cauchy model [6, 29, 45]. In addition, it can be shown that for the Generalized Wendland model  $\mathcal{GW}_{\delta,\mu,\beta}$  the condition  $\rho^{(1)}(\mathbf{0}) = 0$  is satisfied when  $\delta \geq 1$ ; that is,  $U_2$  inherits the mean square differentiability of  $Z$  if the underlying correlation model is Generalized Wendland.

Even though Theorem 5 is restricted to the case  $\nu = 2$  we conjecture that the results are still valid for  $U_\nu$ ,  $\nu \neq 2$ . Some empirical evidence can be viewed looking at the sample paths of  $U_\nu$ . Fig. 3, first row, depicts three realizations of  $U_\nu$  with  $\nu \in \{1, 2, 5\}$  (from left to right) when the underlying correlation is  $\varphi_{0,4,0.2}$  (zero time mean square differentiable). The second row depicts three realizations of  $U_\nu$  with  $\nu \in \{1, 2, 5\}$  (from left to right) when the underlying correlation is  $\varphi_{1,4,0.2}$  (one time mean square differentiable).

It is important to stress that a not mean-square continuous Clayton random field can be obtained by introducing a nugget effect, i.e., a discontinuity at the origin of  $\rho(\mathbf{h})$ . This can be achieved by replacing the underlying correlation function  $\rho(\mathbf{h})$  with  $\rho^*(\mathbf{h}) = \rho(\mathbf{h})(1 - \tau^2) + \tau^2 \mathbb{1}_0(\mathbf{h})$ , where  $0 \leq \tau^2 \leq 1$  represents the nugget effect.

Note that, in addition to the correlation function  $\rho_{U_\nu}(\mathbf{h})$ , other measures of dependence can be considered. For instance it can be shown that the Spearman correlation coefficient is equal to the correlation function in this case. Similarly, using (13) it is possible to obtain the Kendall rank correlation coefficient and the Blomqvist medial correlation coefficient defined as [25, 54]. They are respectively given by

$$\tau_{U_\nu}(\mathbf{h}) = 4 \left\{ \int_{[0,1]^2} F_{U_\nu}(\mathbf{t}_{ij}) dF_{U_\nu}(\mathbf{t}_{ij}) - \frac{1}{4} \right\}$$

and

$$\beta_{U_\nu}(\mathbf{h}) = 4 \left\{ F_{U_\nu} \left( \frac{1}{2}, \frac{1}{2} \right) - \frac{1}{4} \right\}.$$

Finally, two common measures of extremal dependence of a bivariate distribution are the lower and upper tail dependence coefficients [37, 63] defined respectively as

$$\lambda_L = \lim_{t \rightarrow 0^+} \frac{F_{U_{ij}}(t, t)}{t} \quad \text{and} \quad \lambda_U = \lim_{t \rightarrow 1} \frac{1 - 2t + F_{U_{ij}}(t, t)}{1 - t},$$

for a given bivariate copula  $F_{U_{ij}}(t_i, t_j)$ . Finding closed form expressions for  $\lambda_L$  and  $\lambda_U$  is challenging from a mathematical point of view when considering the proposed copula  $F_{U_{vij}}$ , since it involves a double infinite sum of a squared hypergeometric function. Based on some numerical evidence, we conjecture that the proposed copula is tail-independent, that is,  $\lambda_L = \lambda_U = 0$ .

#### 4. Application to beta spatial regression model

As an application of the proposed Clayton random field, we focus on a random field with marginal distributions of the (reparametrized) beta type that allows to perform spatial mean regression for spatial data defined on a bounded support. A random field  $S$  with an arbitrary cdf  $F_S$  using the Clayton random field, can be obtained as

$$S(\mathbf{s}) = F_S^{-1}\{U_\nu(\mathbf{s})\},$$

with bivariate distribution given by

$$f_{S_{ij}}(s_{ij}) = f_{U_{vij}}\{F_S(s_i), F_S(s_j)\} f_S(s_i) f_S(s_j) \quad (17)$$

and correlation function given by

$$\rho_{S_\nu}(\mathbf{h}) = \frac{\int_0^1 \int_0^1 F_S^{-1}(u_i) F_S^{-1}(u_j) f_{U_{vij}}(\mathbf{u}_{ij}) d\mathbf{u}_{ij} - \mathbb{E}\{S(s_i)\} \mathbb{E}\{S(s_j)\}}{\sqrt{\text{var}\{S(s_i)\} \text{var}\{S(s_j)\}}}. \quad (18)$$

Note that, if we assume continuous random variable then the generalized inverse distribution function  $F_S^{-1}$  is Lipschitz of order 1 [66] and, using results in [3], this implies that mean square continuity and degrees of mean square differentiability of  $S$  are inherited from the uniform random field, i.e., using Theorem 5, from the underlying Gaussian random field at least for the case  $\nu = 2$ .

As a special case, we focus on a random field  $\{B_{\xi,\delta}(s), s \in A\}$  with beta marginal distribution. It can be defined using the Clayton random field, as follows:

$$B_{\xi,\delta}(s) = F_{B_{\xi,\delta}}^{-1}\{U_\nu(s)\}. \quad (19)$$

It is important to stress that the parameters of the beta random field (19), unlike the beta random field defined in Section 2, are not restricted to be positive integer values.

By construction  $B_{\xi,\delta}(s) \sim \mathcal{B}(\xi, \delta)$  and the marginal density and cdf are given respectively by

$$f_{B_{\xi,\delta}}(y) = \frac{y^{\xi-1}(1-y)^{\delta-1}}{B(\xi, \delta)}, \quad F_{B_{\xi,\delta}}(y) = I(y, \xi, \delta), \quad 0 < y < 1,$$

where  $\xi > 0, \delta > 0$  are two shape parameters and  $I(y, \xi, \delta)$  is the regularized incomplete beta function defined as

$$I(y, \xi, \delta) = \int_0^y t^{\xi-1}(1-t)^{\delta-1} dt = \frac{y^\xi}{\xi} {}_2F_1(\xi, 1-\delta; \xi+1; y).$$

The mean and variance are given respectively by  $E\{B_{\xi,\delta}(s)\} = \xi/(\xi + \delta)$  and  $\text{var}\{B_{\xi,\delta}(s)\} = 2\xi\delta/((\xi + \delta)^2(\xi + \delta + 2))$ .

Here we consider the parametrization proposed in [23] that is the random field  $\{B_{\mu(s)\delta, (1-\mu(s))\delta}, s \in A\}$  with  $0 < \mu(s) < 1$ . Using this parametrization, it can be shown that the (spatially varying) mean of  $B_{\mu(s)\delta, (1-\mu(s))\delta}$  is given by  $\mu(s)$  that can be specified through a regression model with a logistic link, i.e.,

$$E\{B_{\mu(s)\delta, (1-\mu(s))\delta}\} = \mu(s) = 1/(1 + e^{-X(s)^\top \boldsymbol{\beta}}),$$

with  $\boldsymbol{\beta} \subseteq \mathbb{R}^k$  a vector of regression parameters. Finally the bivariate distribution and the correlation function can be obtained using (17) and (18), respectively.

#### 4.1. Nearest neighbors weighted pairwise composite likelihood estimation

Let us assume a random field with arbitrary marginals  $S = \{S(s), s \in A\}$  defined on  $A \in \mathbb{R}^d$ , with  $E\{S(s)\} = \mu(s)$  and  $\text{var}\{S(s)\} = \sigma^2$ , with a parametric model for the underlying correlation that is  $\rho(\mathbf{h}) = \rho(\mathbf{h}, \boldsymbol{\theta})$ , where  $\boldsymbol{\theta}$  is the vector of correlation parameters. Then the vector of dependence parameters is given by  $\boldsymbol{\theta} = (\nu, \boldsymbol{\theta})^\top$ , where  $\nu$  is the reflection symmetry parameter.

For any set of distinct points  $(s_1, \dots, s_n)^\top, s_i \in A, n \in \mathbb{N}$ , we denote by  $S_{ij} = (S(s_i), S(s_j))^\top, i \neq j$  and with  $f_{S_{ij}}$  we denote the associated probability density functions.

Following [46], the log-composite likelihood is an objective function defined as a sum of  $K$  sub-log-likelihoods, viz.

$$CL(\boldsymbol{\theta}) = \sum_{k=1}^K \ell(\boldsymbol{\theta}; B_k) w_k,$$

where  $\boldsymbol{\theta}$  is the vector of unknown parameters,  $B_k$  is a marginal or conditional set of  $S$  and  $\ell(\boldsymbol{\theta}; B_k)$  is a log-likelihood calculated by considering only the random variables in  $B_k$  and  $w_k$  are suitable weights that do not depend on  $\boldsymbol{\theta}$ . The maximum CL estimate is given by  $\hat{\boldsymbol{\theta}} = \text{argmax}_{\boldsymbol{\theta}} CL(\boldsymbol{\theta})$ .

The weighted pairwise composite likelihood estimation method [11] is obtained by setting  $B_k = S_{ij}$  and in this case we obtain the pairwise log-likelihood function  $\ell_{ij}(\boldsymbol{\theta}) = \ln\{f_{S_{ij}}(\boldsymbol{\theta})\}$ . The corresponding weighted pairwise composite log-likelihoods function is given by

$$wpl(\boldsymbol{\theta}) = \sum_{i=1}^n \sum_{j \neq i}^n \ell_{ij}(\boldsymbol{\theta}) w_{ij}$$

and  $\hat{\boldsymbol{\theta}} = \text{argmax}_{\boldsymbol{\theta}} wpl(\boldsymbol{\theta})$  is the associated estimator.

In general, a loss of statistical efficiency is expected for both cases with respect to the maximum likelihood (ML) estimation and the role of the weights  $w_{ij}$  is to minimize this loss. Using theory of optimal estimating equations [36], it can be easily seen [12] that the optimal weights require the computation of the inverse of an  $n(n-1) \times n(n-1)$  matrix which is computationally even harder than what is required for ML estimation. Some approximations of the

optimal weights have been proposed in literature as, for instance, in [44, 55]. However, the computation of these sorts of weights can be computationally demanding for large  $n$ .

To avoid this computational problem, in this work, we adopt a weight function based on nearest neighbors as proposed in [16]. Specifically, let  $N_m(s_i)$  the set of the neighbors of order  $m \in \{1, \dots, n\}$  of the point  $s_i \in A$ . We make use of the following asymmetric weight function for  $i, j \in \{1, \dots, n\}$  and  $i \neq j$

$$w_{ij}(m) = \begin{cases} 1, & s_i \in N_m(s_j), \\ 0, & \text{otherwise.} \end{cases} \quad (20)$$

Following the same arguments as in [11], it can be shown that, under increasing domain asymptotic framework,  $\hat{\theta} = \operatorname{argmax}_{\theta} wpl(\theta)$  is consistent and asymptotically normal with asymptotic covariance matrix given by the inverse of the Godambe information matrix defined as

$$G(\theta) = H(\theta)J(\theta)^{-1}H(\theta)^{\top},$$

where

$$H(\theta) = -E\{\nabla^2 wpl(\theta)\}, \quad J(\theta) = E\{\nabla wpl(\theta)\nabla wpl(\theta)^{\top}\}.$$

Standard error estimation can be obtained by considering the square root diagonal elements of  $G^{-1}(\hat{\theta})$ . Moreover, model selection can be performed by considering the information criterion, defined as

$$\text{PLIC} = -2wpl(\hat{\theta}) + 2\text{tr}(H(\hat{\theta})G^{-1}(\hat{\theta})),$$

which is the composite likelihood version of the Akaike information criterion (AIC) [69]. Note that the computation of standard errors and PLIC require evaluation of the matrices  $H(\hat{\theta})$  and  $J(\hat{\theta})$ . However, the evaluation of  $J(\hat{\theta})$  is computationally unfeasible for large datasets and in this case subsampling techniques can be used to estimate  $J(\theta)$  as in [12, 35]. A straightforward and more robust alternative that we adopt in Section 5 is the parametric bootstrap estimation of  $G_a^{-1}(\theta)$ .

#### 4.2. A numerical example

We simulate, using Cholesky decomposition, 1000 realizations of  $B_{\mu(s)\delta, (1-\mu(s))\delta}$  observed at  $N = 1000$  spatial location sites uniformly distributed in the unit square. In particular we consider a reparametrized beta random field  $B_{\mu(s)\delta, (1-\mu(s))\delta}$  obtained using the Clayton random field  $U_{\nu}$  setting  $\nu \in \{1, 2, 6\}$ . As underlying correlation model we consider

$$\mathcal{G}W_{0,4,b}(\mathbf{h}) = (1 - \|\mathbf{h}\|/b)_+^4. \quad (21)$$

The use of a compactly supported correlation function is a good strategy from a computational viewpoint because in this case, when using the pairwise composite likelihood method of estimation, the bivariate distribution factorizes as the product of two marginal distributions when the underlying correlation is zero. We consider two mean regression parameters, i.e., we assume a spatially varying mean as

$$\mu(s) = \frac{1}{1 + \exp[-\{\beta_0 + \beta_1 u_1(s)\}]},$$

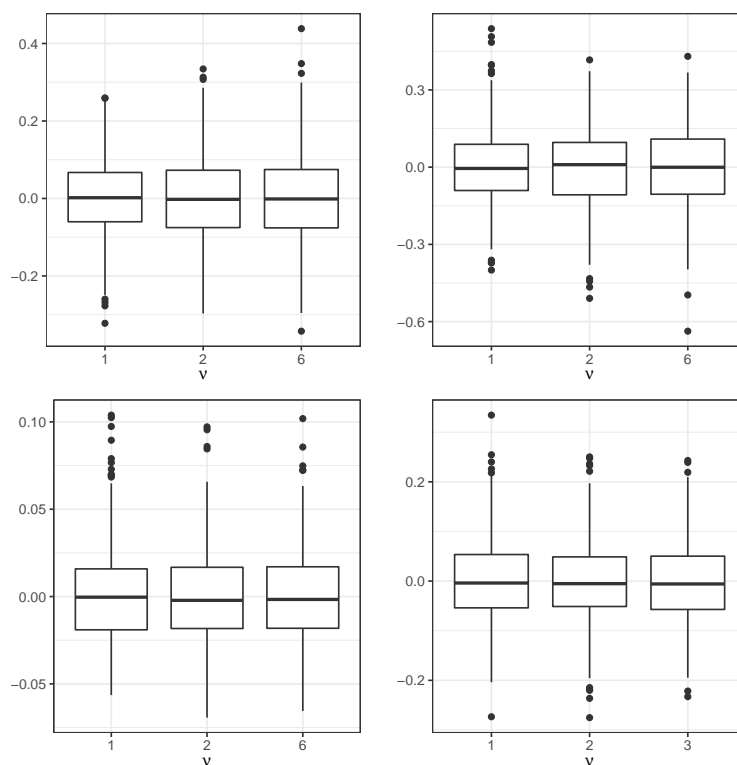
with  $\beta_0 = 0.2$  and  $\beta_1 = -0.2$ , where  $u_1(s)$  is a  $\mathcal{U}(0, 1)$  random variable. Finally, we set the shape parameters as  $\delta \in \{0.5, 1.5, 2.5\}$  and the compact support parameter  $b = 0.2$ . The estimation is performed using the weighted pairwise composite likelihood method using the weight function (20) setting  $m = 2$ .

It is important to stress that, in principle, the parameter  $\nu$  can be estimated because the bivariate distributions in (12) and (17) are defined for each  $\nu > 0$ . However, recall that the existence of the random field  $U_{\nu}$  is guaranteed only for  $\nu \in \{1, 2, \dots\}$ . As a consequence, in this numerical example and in the real data applications the reflection asymmetry parameter  $\nu$  is assumed fixed. An alternative strategy is a two-step estimation. In the first step, all the parameters including the asymmetry parameter  $\nu$  are estimated. In the second step  $\nu$  is fixed equal to the rounded value of the estimate obtained at first step and then the marginal and correlation dependence parameters are estimated.

Table 1 depicts Bias and MSE for each parameter of the nine scenarios. Some general patterns can be observed. For instance the MSE of  $\hat{b}$  is not affected by the choice of  $\delta$  and  $\nu$  and the MSE of  $\hat{\delta}$  and of the estimated regression parameters increases when increasing  $\delta$ , irrespective of  $\nu$ . Finally, as a general comment, the estimates are overall unbiased and symmetric distributed. As an example, Fig. 4 shows the centered boxplots of the weighted pairwise likelihood estimates for the mean regression parameters  $\beta_0, \beta_1$ , the shape parameter when  $\delta = 1.5$  and the spatial compact support parameter  $b$  for different  $\nu \in \{1, 2, 6\}$ .

**Table 1:** Bias and MSE of each parameter for different setting of  $\nu$  and  $\delta$  when estimating the RF  $B_{\mu(s)\delta, (1-\mu(s))\delta}$  with marginal beta distribution using weighted pairwise composite likelihood. The underlying correlation function is  $\mathcal{G}\mathcal{W}_{0.4,b}(\mathbf{h}) = (1 - \|\mathbf{h}\|/b)_+^4$  with  $b = 0.2$  and the mean is specified as  $\mu(s) = (1 + \exp[-\{\beta_0 + \beta_1 u_1(s)\}])^{-1}$  with  $\beta_0 = 0.2$  and  $\beta_1 = -0.2$ .

$\nu$	1				2				6									
	0.5		1.5		2.5		0.5		1.5		2.5		0.5		1.5		2.5	
$\hat{\beta}_0$	0.0091	0.0140	0.0091	0.0103	0.0083	0.0080	-0.0050	0.0138	-0.0031	0.0104	-0.0028	0.0080	-0.0057	0.0169	-0.0030	0.0129	-0.0030	0.0099
$\hat{\beta}_1$	-0.0070	0.0310	-0.0066	0.0220	-0.0058	0.0167	0.0093	0.0287	0.0051	0.0223	0.0047	0.0171	-0.0025	0.0321	-0.0074	0.0235	-0.0067	0.0179
$\hat{b}$	-0.0245	0.0014	-0.0247	0.0014	-0.0247	0.0014	-0.0017	0.0007	-0.0025	0.0007	-0.0026	0.0007	-0.0155	0.0009	-0.0156	0.0009	-0.0156	0.0009
$\hat{\delta}$	0.0034	0.0006	0.0087	0.0068	0.0152	0.0209	0.0039	0.0006	0.0139	0.0070	0.0243	0.0217	0.0014	0.0006	0.0036	0.0069	0.0058	0.0214



**Fig. 4:** From left to right: centered boxplots of  $\hat{\beta}_0, \hat{\beta}_1$  (first row),  $\hat{b}$  and  $\hat{\delta}$  (second row) for  $\nu \in \{1, 2, 6\}$ , respectively, when  $\delta = 1.5$  when estimating the RF  $B_{\mu(s)\delta, (1-\mu(s))\delta}$  with marginal beta distribution using weighted pairwise composite likelihood. The underlying correlation function is  $\mathcal{G}\mathcal{W}_{0.4,b}(\mathbf{h}) = (1 - \|\mathbf{h}\|/b)_+^4$  with  $b = 0.2$  and the mean is specified as  $\mu(s) = (1 + \exp[-\{\beta_0 + \beta_1 u_1(s)\}])^{-1}$  with  $\beta_0 = 0.2$  and  $\beta_1 = -0.2$ .

## 5. Application to Vegetation Indexes

In the study of ecological phenomena and dynamics, the use of remote sensing measurements and associated transformations is a common practice. One particularly stands out from the rest, the Normalized Difference Vegetation Index (NDVI); as reviewed in [57], the use of the NDVI gained traction in recent years. This index is derived from

the red near-infrared reflectance ratio defined as

$$NDVI = \frac{NIR - RED}{NIR + RED},$$

where  $NIR$  and  $RED$  are the amounts of near-infrared and red light, respectively, reflected by the vegetation and measured by satellites. This index ranges from  $-1$  to  $+1$ , where negatives values represent an absence of vegetation.

To illustrate our proposed methodology, we make use of the NDVI extracted from Google Earth Engine [30] using data provided from The National Oceanic and Atmospheric Administration (NOAA) Climate Data Record (CDR) from May 1st, 2018. We analyze our data using R and the `GeoModels` package [13] in which our methodology was implemented. In this example, we focus our study on 1000 randomly sampled NDVI data between longitude  $-92$  and  $-97$ , and latitude between  $33$  and  $37$ , corresponding roughly to the east side of Texas, US. Fig. 5 show a coloured map after a suitable projection, the normalized histogram, and the empirical semi-variogram of NDVI data.

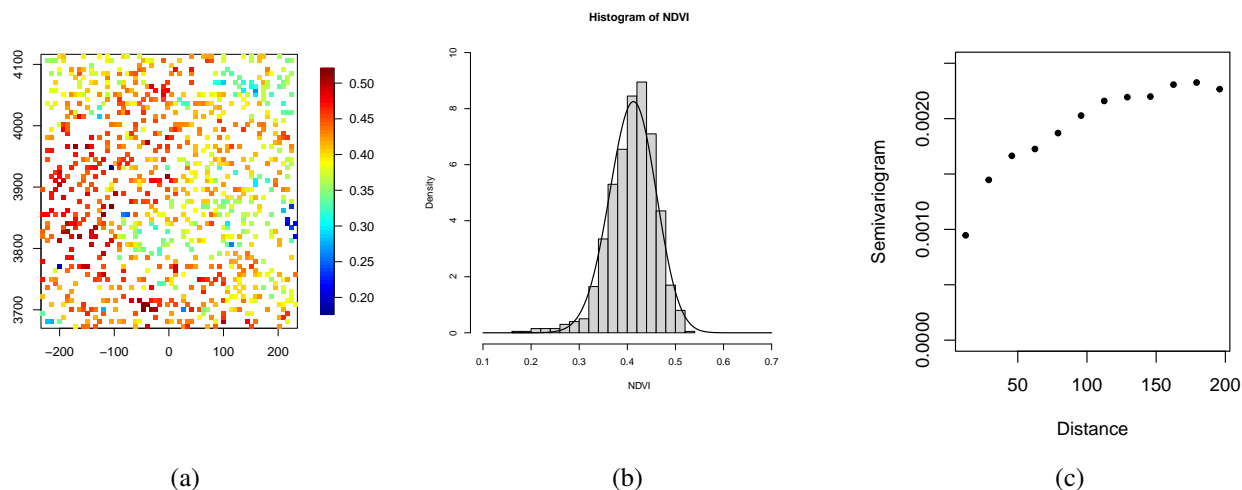
In our analysis, we consider two random fields sharing the same marginal distribution. In particular we consider the (reparametrized) beta random field (assuming a constant mean) obtained from the Clayton random field and from the Gaussian copula random field that is we consider:

$$B_{\mu\delta,(1-\mu)\delta}^C(\mathbf{s}) = F_{B_{\mu\delta,(1-\mu)\delta}}^{-1}\{U_V(\mathbf{s})\}, \quad B_{\mu\delta,(1-\mu)\delta}^G(\mathbf{s}) = F_{B_{\mu\delta,(1-\mu)\delta}}^{-1}[\Phi\{Z(\mathbf{s})\}],$$

where  $\mu = 1/(1 + e^{-\beta})$  and  $\delta > 0$ . Note that NDVI data are bounded supported from  $-1$  to  $+1$ . However, the beta random field which is defined on  $(0, 1)$  can be easily extended to an arbitrary bounded support  $(a_1, a_2)$  through the transformation  $(B_{\mu\delta,(1-\mu)\delta} - a_1)/(a_2 - a_1)$  with  $a_2 > a_1$ .

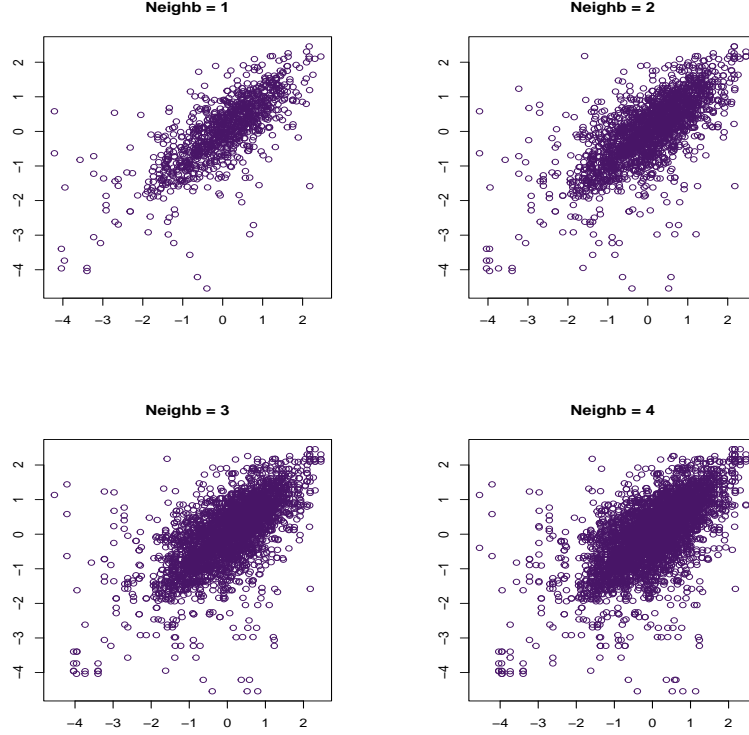
We first examine the suitability of the beta marginal model for the NDVI data. In order to check the reliability of our marginal distribution, we compare the histogram with the fitted beta distribution, where the marginal parameters  $\beta$  and  $\delta$  have been estimated through maximum likelihood assuming independence ( $\hat{\beta} = 0.8721$ ,  $\hat{\delta} = 355.52$ ). From Fig. 5b, it can be appreciated that our marginal model seems to be a viable hypothesis. Note that, even in the NDVI data potentially ranges from  $-1$  to  $1$ , our data are basically concentrated between  $0.1$  and  $0.7$  approximatively.

In addition, the semivariogram depicted in Fig. 5c shows a clear spatial dependence and a negligible nugget effect in the data. To identify the presence of reflection asymmetry, we apply the normal score transformation to the NDVI



**Fig. 5:** From left to right: a) coloured map of the NDVI data; b) normalized histogram of the NDVI data compared with the fitted density of the beta distribution; c) empirical semivariogram of the NDVI data.

data and we compute the scatterplot. Fig. 6 depicts the spatial scatterplot for four different neighborhood orders, which clearly show the presence of reflection asymmetry in the data; in particular, asymmetry to upper tail can be detected.



**Fig. 6:** Spatial scatterplots of NDVI data for four increasing neighborhood orders (from left to right) after normal score transformation.

We estimate both beta random fields  $B_{\mu\delta,(1-\mu)\delta}^C$  and  $B_{\mu\delta,(1-\mu)\delta}^G$  with the weighted pairwise composite likelihood estimation method using, as in the simulation study, the weight function (20) setting  $m = 2$ . We assume that the underlying isotropic correlation function is of the generalized Wendland type as defined in (21).

For the proposed  $B_{\mu\delta,(1-\mu)\delta}^C$  model, the (a)symmetry parameter is fixed equal to  $\nu \in \{2, 4, 6\}$ . We consider these specific values based on the empirical evidence of upper tail asymmetry (see Fig. 6) and taking into account the discussion on Fig. 1 in Section 3.

Table 2 depicts the composite likelihood estimates with associated standard errors and, in addition, the composite likelihood AIC (PLIC) as defined in (4.1) for both types of models. They are computed using parametric bootstrap as explained in Section 4.2. It turns out that the estimation of the marginal parameters  $\beta$  and  $\delta$  are quite similar, as expected. However, the compact support parameter estimate, i.e., the spatial dependence, is clearly greater for the proposed model; see also Fig. 7. More importantly, the PLIC criterion selects the  $B_{\mu\delta,(1-\mu)\delta}^C$  model with  $\nu = 4$ . Note that, also in the reflection symmetric case ( $\nu = 2$ ) the PLIC criterion selects the  $B_{\mu\delta,(1-\mu)\delta}^C$  model with respect to the  $B_{\mu\delta,(1-\mu)\delta}^G$  model.

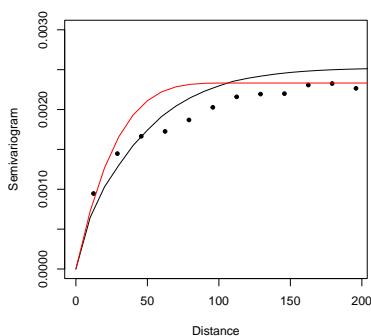
Finally, in Fig. 7 we provide a graphical comparison between the empirical and fitted semivariogram of the  $B_{\mu\delta,(1-\mu)\delta}^G$  model (red line) and the  $B_{\mu\delta,(1-\mu)\delta}^C$  model (black line) when  $\nu = 4$ . It can be seen that the proposed model is able to better capture the spatial dependence when compared with the Gaussian copula case.

## 6. Concluding remarks

We have introduced a new kind of spatial random field with uniform marginal distribution as a viable alternative to the spatial Gaussian copula. The main feature of our model is that, unlike the Gaussian copula case, the type of dependence can be reflection symmetric or not. In particular the dependence structure of the proposed random field is indexed by a correlation function with an additional parameter that characterizes the type of reflection (a)symmetry

**Table 2:** Estimates of the beta random fields  $B_{\mu\delta,(1-\mu)\delta}^C$  (the proposed model) for  $\nu \in \{2, 4, 6\}$  and  $B_{\mu\delta,(1-\mu)\delta}^G$  (the Gaussian copula model) with  $\mu = 1/(1 + e^{-\beta})$  when the underlying correlation model is  $\mathcal{GW}_{0,4,b}(\mathbf{h}) = (1 - \|\mathbf{h}\|/b)_+^4$ . In parenthesis, for each parameter, standard error estimation is reported. Last line shows the composite likelihood AIC information criterion (PLIC).

Parameter	$B_{\mu\delta,(1-\mu)\delta}^G$	$B_{\mu\delta,(1-\mu)\delta}^C$		
		$\nu = 2$	$\nu = 4$	$\nu = 6$
$\hat{\beta}$	0.8733 (0.0127)	0.8727 (0.0238)	0.8715 (0.0245)	0.8713 (0.0245)
$\hat{b}$	112.4101 (12.1615)	473.6463 (95.6832)	433.3901 (81.6638)	415.3676 (77.1154)
$\hat{\delta}$	355.9033 (35.7105)	331.6079 (41.5803)	330.5262 (46.4087)	329.7499 (48.4774)
PLIC	-14349	-14372	-14380	-14368



**Fig. 7:** Empirical and estimated semivariogram of NDVI of  $B_{\mu\delta,(1-\mu)\delta}^C$  (the proposed model, black line) when  $\nu = 4$  and  $B_{\mu\delta,(1-\mu)\delta}^G$  (the Gaussian copula, red line).

and, as a consequence, it can be useful for modeling Gaussian and non-Gaussian spatial data exhibiting reflection asymmetries. To the best of our knowledge, this is the first copula that can be used for spatial data that allows both left and right bivariate asymmetries

As an application of the proposed model we considered a random field with beta marginals and we applied it to the analysis of Normalized Difference Vegetation Indexes data. In particular we showed that the beta random field obtained using the proposed Clayton random field performs better than our benchmark (the Gaussian copula) in terms of Composite Likelihood Akaike Information Criterion, providing a practical example of the feasibility of our results.

For simplicity of presentation, we restrict the treatment to the spatial Euclidean setting. However, the results presented in this paper can be applied to more general spaces. The key is the specification of a well-defined correlation function in a specific space for the underlying Gaussian random field such as correlation models defined on the space-time setting or on the sphere [28, 59].

A possible limitation of the proposed model is the lack of amenable expressions of the associated multivariate distributions, particularly due to the natural occurrence of involved special functions, such as the Kampé de Fériet function. This prevents an inference approach based on the full likelihood and the computation of the optimal predictor. In the first case, our simulation study shows that an inferential approach based on weighted pairwise composite likelihood using the bivariate density given in (12) could be an effective solution for estimating the unknown parameters. In the second case, even if the prediction has not been investigated in this paper, it can be performed using the results presented in this work coupled with the methods proposed for instance in [39].

Finally, the general class proposed in (11) potentially opens the door to new copula models for spatial data with complex dependencies. In this paper we have focused in a specific instance of the class. However other types of complex copula models for spatial data can be developed starting from (11) and this topic will be subject to future research.



## Acknowledgments

Moreno Bevilacqua acknowledges financial support from grant FONDECYT 1200068 and ANID/PIA/ANILLOS ACT210096 and ANID project Data Observatory Foundation DO210001 from the Chilean government and project MATH-AMSUD 22-MATH-06 (AMSUD220041). The work of Christian Caamaño-Carrillo was partially supported by grant FONDECYT 11220066 from the Chilean government and DIUBB 2120538 IF/R from the University of Bío-Bío. The work of Eloy Alvarado was partially supported by CONICYT-PFCHA/DOCTORADO-BECAS-CHILE/2018-21180953.

## Appendix

### Proof of Theorem 1

For simplicity of notation we use  $\mathbf{W} = H_\nu(\mathbf{s})$  and  $\mathbf{R} = N_\alpha(\mathbf{s})$ . Under the transformation  $g_i = y_i r_i (1 - y_i)^{-1}$  and  $g_j = y_j r_j (1 - y_j)^{-1}$  in (1) with Jacobian  $J((g_i, g_j) \rightarrow (y_i, y_j)) = r_i r_j \{(1 - y_i)(1 - y_j)\}^{-2}$  and using series expansion of the hypergeometric function  ${}_0F_1$ , we have

$$\begin{aligned} f_{Y_{\nu, \alpha; ij}}(y_{ij}) &= \int_{\mathbb{R}_+^2} f_{\mathbf{W}_{ij}|\mathbf{R}_{ij}}(\mathbf{w}_{ij}|\mathbf{r}_{ij}) f_{\mathbf{R}_{ij}}(\mathbf{r}_{ij}) J d\mathbf{r}_{ij} = \frac{(y_i y_j)^{\nu/2-1} \{(1 - y_i)(1 - y_j)\}^{-\nu/2-1}}{\Gamma^2(\nu/2) \Gamma^2(\alpha/2) (1 - \rho^2(\mathbf{h}))^{(\nu+\alpha)/2}} \int_{\mathbb{R}_+^2} (r_i r_j)^{(\nu+\alpha)/2-1} e^{-\frac{1}{1-\rho^2(\mathbf{h})} \left( \frac{r_i y_i}{1-y_i} + \frac{r_j y_j}{1-y_j} \right)} e^{-\frac{r_i+r_j}{1-\rho^2(\mathbf{h})}} \\ &\times {}_0F_1 \left( \nu/2; \frac{\rho^2(\mathbf{h}) y_i y_j r_i r_j}{(1 - y_i)(1 - y_j) \{1 - \rho^2(\mathbf{h})\}^2} \right) {}_0F_1 \left( \alpha/2; \frac{\rho^2(\mathbf{h}) r_i r_j}{\{1 - \rho^2(\mathbf{h})\}^2} \right) d\mathbf{r}_{ij} \\ &= \frac{(y_i y_j)^{\nu/2-1} \{(1 - y_i)(1 - y_j)\}^{-\nu/2-1}}{\Gamma^2(\nu/2) \Gamma^2(\alpha/2) \{1 - \rho^2(\mathbf{h})\}^{(\nu+\alpha)/2}} \sum_{k=0}^{\infty} \sum_{m=0}^{\infty} \frac{I(k, m)}{k! m! (\nu/2)_k (\alpha/2)_m} \left\{ \frac{\rho^2(\mathbf{h}) y_i y_j}{(1 - y_i)(1 - y_j) \{1 - \rho^2(\mathbf{h})\}^2} \right\}^k \left\{ \frac{\rho^2(\mathbf{h})}{\{1 - \rho^2(\mathbf{h})\}^2} \right\}^m, \end{aligned} \quad (22)$$

where, using Fubini's Theorem and (3.381.4) of [31], we obtain

$$\begin{aligned} I(k, m) &= \int_{\mathbb{R}_+} r_i^{(\nu+\alpha)/2+k+m-1} e^{-\left\{ \frac{1}{(1-\rho^2(\mathbf{h}))(1-y_i)} \right\} r_i} dr_i \int_{\mathbb{R}_+} r_j^{(\nu+\alpha)/2+k+m-1} e^{-\left\{ \frac{1}{(1-\rho^2(\mathbf{h}))(1-y_j)} \right\} r_j} dr_j \\ &= \Gamma^2 \left( (\nu + \alpha)/2 + k + m \right) \left\{ (1 - \rho^2(\mathbf{h}))(1 - y_i) \right\}^{(\nu+\alpha)/2+k+m} \left\{ (1 - \rho^2(\mathbf{h}))(1 - y_j) \right\}^{(\nu+\alpha)/2+k+m} \end{aligned} \quad (23)$$

and combining (23) and (22), we obtain

$$\begin{aligned} f_{Y_{\nu, \alpha; ij}}(y_{ij}) &= \frac{(y_i y_j)^{\nu/2-1} \{(1 - y_i)(1 - y_j)\}^{\alpha/2-1} \Gamma^2((\nu + \alpha)/2)}{\Gamma^2(\nu/2) \Gamma^2(\alpha/2) \{1 - \rho^2(\mathbf{h})\}^{(\nu+\alpha)/2}} \sum_{k=0}^{\infty} \sum_{m=0}^{\infty} \frac{((\nu + \alpha)/2)_{k+m}^2}{k! m! (\nu/2)_k (\alpha/2)_m} \left\{ \rho^2(\mathbf{h}) y_i y_j \right\}^k \left\{ \rho^2(\mathbf{h})(1 - y_i)(1 - y_j) \right\}^m \\ &= \frac{(y_i y_j)^{\nu/2-1} \{(1 - y_i)(1 - y_j)\}^{\alpha/2-1} \Gamma^2((\nu + \alpha)/2)}{\Gamma^2(\nu/2) \Gamma^2(\alpha/2) \{1 - \rho^2(\mathbf{h})\}^{-(\nu+\alpha)/2}} F_4 \left( (\nu + \alpha)/2, (\nu + \alpha)/2; \nu/2, \alpha/2; \rho^2(\mathbf{h}) y_i y_j, \rho^2(\mathbf{h})(1 - y_i)(1 - y_j) \right), \end{aligned}$$

where  $F_4(a, b; c, c'; w, z)$  is the fourth Appell hypergeometric function of two variables defined in (5).

### Proof of Theorem 2

We first consider the  $(a, a)$ -th product moment  $\mathbb{E} \left\{ Y_{\nu, \alpha}^a(s_i) Y_{\nu, \alpha}^a(s_j) \right\}$  of the beta random field  $Y_{\nu, \alpha}$  with underlying correlation  $\rho(\mathbf{h})$ . Using  $c = (\nu + \alpha)/2$ , then by definition

$$\begin{aligned} \mathbb{E} \left\{ Y_{\nu, \alpha}^a(s_i) Y_{\nu, \alpha}^a(s_j) \right\} &= \frac{\Gamma^2(c)}{\Gamma^2(\nu/2) \Gamma^2(\alpha/2) \{1 - \rho^2(\mathbf{h})\}^{-(\nu+\alpha)/2}} \int_{[0,1]^2} y_i^{\nu/2+a-1} y_j^{\nu/2+a-1} \{(1 - y_i)(1 - y_j)\}^{\alpha/2-1} \\ &\times \sum_{k=0}^{\infty} \sum_{m=0}^{\infty} \frac{(c)_{k+m}^2}{k! m! (\nu/2)_k (\alpha/2)_m} \left\{ \rho^2(\mathbf{h}) y_i y_j \right\}^k \left\{ \rho^2(\mathbf{h})(1 - y_i)(1 - y_j) \right\}^m dy_{ij} \\ &= \frac{\Gamma^2(c)}{\Gamma^2(\nu/2) \Gamma^2(\alpha/2) \{1 - \rho^2(\mathbf{h})\}^{-c}} \sum_{k=0}^{\infty} \sum_{m=0}^{\infty} \frac{(c)_{k+m}^2}{k! m! (\nu/2)_k (\alpha/2)_m} I(k, m) \rho^2(\mathbf{h})^{k+m}, \end{aligned} \quad (24)$$

where, using Fubini's Theorem,

$$I(k, m) = \int_0^1 y_i^{v/2+a+k-1} (1-y_i)^{\alpha/2+m-1} dy_i \int_0^1 y_j^{v/2+a+k-1} (1-y_j)^{\alpha/2+m-1} dy_j.$$

Then using (3.251) of [31], we obtain

$$I(k, m) = \frac{\Gamma(v/2 + a + k) \Gamma(\alpha/2 + m) \Gamma(v/2 + a + k)}{\Gamma(c + a + m + k) \Gamma(c + a + m + k)} \quad (25)$$

and combining (25) with (24), we obtain

$$\mathbb{E}\{Y_{v,\alpha}^a(s_i) Y_{v,\alpha}^a(s_j)\} = \frac{\Gamma^2(c) \Gamma(v/2 + a)^2 \{1 - \rho^2(\mathbf{h})\}^c}{\Gamma^2(v/2) \Gamma(c + a)^2} \sum_{k=0}^{\infty} \sum_{m=0}^{\infty} \frac{(c)_{k+m}^2 (v/2 + a)_k^2 (\alpha/2)_m^2 \{\rho^2(\mathbf{h})\}^{k+m}}{k! m! (v/2)_k (\alpha/2)_m (c + a)_{k+m}^2}.$$

The latter equation can be reduced to

$$\mathbb{E}\{Y_{v,\alpha}^a(s_i) Y_{v,\alpha}^a(s_j)\} = \frac{\Gamma^2(c) \Gamma(v/2 + a)^2 \{1 - \rho^2(\mathbf{h})\}^c}{\Gamma^2(v/2) \Gamma(c + a)^2} F_{2;1;0}^{2;2;1} \left[ \begin{matrix} c; \frac{v}{2} + a; \frac{\alpha}{2} \\ c + a; \frac{v}{2}; - \end{matrix} \middle| \rho^2(\mathbf{h}), \rho^2(\mathbf{h}) \right], \quad (26)$$

where  $F_{E;G;H}^{A;B;C}$  is the Kampé de Fériet function defined in (7).

Using (26) with  $a = 1$  and the fact that  $\mathbb{E}\{Y_{v,\alpha}(s)\} = v/(v + \alpha)$  and  $\text{var}\{Y_{v,\alpha}(s)\} = 2v\alpha/\{(v + \alpha)^2(v + \alpha + 2)\}$ , the correlation can be written as

$$\rho_{Y_{v,\alpha}}(\mathbf{h}) = \frac{v(c + 1)}{\alpha} \left[ \{1 - \rho^2(\mathbf{h})\}^c A - 1 \right],$$

where

$$A = F_{2;1;0}^{2;2;1} \left[ \begin{matrix} c; \frac{v}{2} + 1; \frac{\alpha}{2} \\ c + 1; \frac{v}{2}; - \end{matrix} \middle| \rho^2(\mathbf{h}), \rho^2(\mathbf{h}) \right] = F_{2;0;1}^{2;1;2} \left[ \begin{matrix} c; \frac{\alpha}{2}; \frac{v}{2} + 1 \\ c + 1; -; \frac{v}{2} \end{matrix} \middle| \rho^2(\mathbf{h}), \rho^2(\mathbf{h}) \right].$$

*Proof of Theorem 3*

If  $U_v$  is a uniform random field with underlying correlation function  $\rho(\mathbf{h})$ , then the bivariate pdf is given by

$$f_{U_{v,ij}}(\mathbf{u}_{ij}) = \{1 - \rho^2(\mathbf{h})\}^{v/2+1} F_4(v/2 + 1, v/2 + 1; v/2, 1; \rho^2(\mathbf{h})(u_i u_j)^{2/v}, \rho^2(\mathbf{h})(1 - u_i^{2/v})(1 - u_j^{2/v})).$$

This implies that the bivariate cdf is given by

$$\begin{aligned} F_{U_{v,ij}}(t_{ij}) &= \{1 - \rho^2(\mathbf{h})\}^{v/2+1} \int_0^{t_j} \int_0^{t_i} \sum_{k=0}^{\infty} \sum_{m=0}^{\infty} \frac{(v/2 + 1)_{k+m}^2}{k! m! (v/2)_k (1)_m} \{\rho^2(\mathbf{h})(u_i u_j)^{2/v}\}^k \{\rho^2(\mathbf{h})(1 - u_i^{2/v})(1 - u_j^{2/v})\}^m dt_{ij} \\ &= \{1 - \rho^2(\mathbf{h})\}^{v/2+1} \sum_{k=0}^{\infty} \sum_{m=0}^{\infty} \frac{(v/2 + 1)_{k+m}^2}{k! m! (v/2)_k (1)_m} I(k, m) \{\rho^2(\mathbf{h})\}^{k+m}, \end{aligned} \quad (27)$$

where using Fubini's Theorem with the change of variable  $x = u^{2/v}$  and the definition (8.391) of the incomplete beta function in [31], we obtain

$$\begin{aligned} I(k, m) &= \int_0^{t_i} u_i^{2k/v} (1 - u_i^{2/v})^m du_i \int_0^{t_j} u_j^{2k/v} (1 - u_j^{2/v})^m du_j \\ &= \frac{v^2 (t_i t_j)^{2k/v+1}}{(2k + v)^2} {}_2F_1(k + v/2, -m; k + v/2 + 1; t_i^{2/v}) {}_2F_1(k + v/2, -m; k + v/2 + 1; t_j^{2/v}) \end{aligned} \quad (28)$$

and combining (27) and (28), we obtain

$$\begin{aligned} F_{U_{v,ij}}(t_{ij}) &= v^2 t_i t_j \{1 - \rho^2(\mathbf{h})\}^{v/2+1} \sum_{k=0}^{\infty} \sum_{m=0}^{\infty} \frac{(v/2 + 1)_{k+m}^2 (t_i t_j)^{2k/v} \{\rho^2(\mathbf{h})\}^{k+m}}{k! (2k + v)^2 (v/2)_k (1)_m^2} \\ &\quad \times {}_2F_1(k + v/2, -m; k + v/2 + 1; t_i^{2/v}) {}_2F_1(k + v/2, -m; k + v/2 + 1; t_j^{2/v}). \end{aligned}$$

Finally, simplifying the Pochhammer values we obtain (13).

*Proof of Theorem 4*

Since  $E\{U(s_i)U(s_j)\} = E\{Y_{v,\alpha}^a(s_i)Y_{v,\alpha}^a(s_j)\}$  and setting  $\alpha = 2$  and  $a = \nu/2$  in (26) we obtain:

$$E\{U(s_i)U(s_j)\} = \frac{\{1 - \rho^2(\mathbf{h})\}^{\nu/2+1}}{4} F_{2;1;0}^{2;2;1} \left[ \begin{matrix} \nu/2 + 1; \nu; 1 \\ \nu + 1; \frac{\nu}{2}; - \end{matrix} \middle| \rho^2(\mathbf{h}), \rho^2(\mathbf{h}) \right].$$

Then since  $E\{U(s)\} = 0.5$  and  $\text{var}\{U(s)\} = 1/12$ , we obtain (15):

*Proof of corollary 1*

Replacing  $\nu = 2$  in equation (15) we get

$$\begin{aligned} \rho_U(\mathbf{h}) &= 3 \left[ \{1 - \rho^2(\mathbf{h})\}^2 F_{2;1;0}^{2;2;1} \left[ \begin{matrix} 2; 2; 1 \\ 3; 1; - \end{matrix} \middle| \rho^2(\mathbf{h}), \rho^2(\mathbf{h}) \right] - 1 \right] = 3 \left[ \{1 - \rho^2(\mathbf{h})\}^2 \sum_{k=0}^{\infty} \sum_{m=0}^{\infty} \frac{(2)_{k+m}^2 (2)_k^2 (1)_m}{k! m! (3)_{k+m}^2 (1)_k} \{\rho^2(\mathbf{h})\}^{k+m} - 1 \right] \\ &= 3 \left[ \{1 - \rho^2(\mathbf{h})\}^2 \left\{ \sum_{k=0}^{\infty} \frac{4\rho^{2k}(\mathbf{h})}{(2+k)^2} \sum_{m=1}^{k+1} m^2 \right\} - 1 \right] = 3 \left[ \{1 - \rho^2(\mathbf{h})\}^2 \left\{ \frac{2}{3} \left( \sum_{k=0}^{\infty} 2k\rho^{2k}(\mathbf{h}) + \sum_{k=0}^{\infty} \frac{\rho^{2k}(\mathbf{h})}{k+2} + \sum_{k=0}^{\infty} \rho^{2k}(\mathbf{h}) \right) \right\} - 1 \right] \\ &= 3 \left[ \{1 - \rho^2(\mathbf{h})\}^2 \left\{ \frac{-2\{\rho^2(\mathbf{h}) - 3\rho^4(\mathbf{h}) + (\rho^2(\mathbf{h}) - 1)^2 \ln(1 - \rho^2(\mathbf{h}))\}}{3\rho^4(\mathbf{h})(\rho^2(\mathbf{h}) - 1)^2} \right\} - 1 \right] \\ &= \frac{2[\rho^2(\mathbf{h})\{3\rho^2(\mathbf{h}) - 1\} - \{\rho^2(\mathbf{h}) - 1\}^2 \ln\{1 - \rho^2(\mathbf{h})\}]}{\rho^4(\mathbf{h})} - 3. \end{aligned}$$

For the double summation we make use of (1.4) in [17], the Lerch's transcendent defined as  $\Phi(z, s, a) = \sum_{n=0}^{\infty} (a+n)^{-s} z^n$  and its link to the polylogarithm function given by  $\Phi(z, s, 2) = z^{-2}(Li_s(z) - z)$ . Since  $Li_1(\rho^2(\mathbf{h})) = -\ln(1 - \rho^2(\mathbf{h}))$ , in our case, the term

$$\sum_{k=0}^{\infty} \frac{\rho^{2k}(\mathbf{h})}{k+2} = \Phi(\rho^2(\mathbf{h}), 1, 2)$$

simplifies to

$$\frac{-\rho^2(\mathbf{h}) - \ln\{1 - \rho^2(\mathbf{h})\}}{\rho^4(\mathbf{h})}.$$

*Proof of Theorem 5*

If the underlying Gaussian random field  $Z$  is a weakly stationary process with correlation  $\rho(\mathbf{h})$  then from (8) it is straightforward to see that  $U$  is also weakly stationary. Following [65], the mean-square continuity and  $m$ -times mean-square differentiability of  $U$  are equivalent to the continuity and  $2m$ -times differentiability of  $\rho_U(\mathbf{h})$  at  $\mathbf{h} = 0$ . From (16), using simple limits properties it can be easily seen that  $\lim_{\mathbf{h} \rightarrow 0} \rho_U(\mathbf{h}) = 1$  if  $\rho(\mathbf{h}) = 1$ . Hence,  $U$  is mean-square continuous if  $Z$  is mean-square continuous.

For the mean square differentiability, let the underlying Gaussian random field  $Z$   $m$ -times differentiable. Then it can be shown that  $\rho_U^{(2m)}(\mathbf{h})|_{\mathbf{h}=0} < \infty$ , hence,  $U$  is  $m$ -times times mean square differentiable. For instance, assume that the random field  $Z$  is 1-times differentiable that is  $\rho^{(i)}(\mathbf{h})|_{\mathbf{h}=0} < \infty$  for  $i \in \{1, 2\}$ . The first derivative is given by

$$\rho_U^{(1)}(\mathbf{h}) = \frac{-4\rho^{(1)}(\mathbf{h})}{\rho^5(\mathbf{h})} \left[ -2\ln\{1 - \rho^2(\mathbf{h})\} + 2\rho^2(\mathbf{h})(\ln\{1 - \rho^2(\mathbf{h})\} - 1) + \rho^4(\mathbf{h}) \right].$$

Computing the limit at  $\mathbf{h} \rightarrow 0$  and using L'Hôpital's rule conveniently, we obtain  $\rho_U^{(1)}(\mathbf{h})|_{\mathbf{h}=0} = 4\rho^{(1)}(\mathbf{h})$ . The second derivative is given by

$$\begin{aligned} \rho_U^{(2)}(\mathbf{h}) &= \frac{4}{\rho^6(\mathbf{h})} \left[ (\rho^{(1)}(\mathbf{h}))^2 \left[ -10\ln\{1 - \rho^2(\mathbf{h})\} + 2\rho^2(\mathbf{h})(3\ln\{1 - \rho^2(\mathbf{h})\} - 5) + \rho^4(\mathbf{h}) \right] \right. \\ &\quad \left. - \rho(\mathbf{h})\rho^{(2)}(\mathbf{h}) \left[ -2\ln\{1 - \rho^2(\mathbf{h})\} + 2\rho^2(\mathbf{h}) \left[ \ln\{1 - \rho^2(\mathbf{h})\} - 1 \right] + \rho^4(\mathbf{h}) \right] \right]. \end{aligned}$$

Taking the limit at  $\mathbf{h} \rightarrow 0$  with L'Hôspital's rule and assuming  $\rho'(\mathbf{0}) = 0$ , it can be shown that  $\rho_U^{(2)}(\mathbf{h})|_{\mathbf{h}=\mathbf{0}} < \infty$  and hence the uniform random field is 1-times differentiable. Similarly for  $m > 1$ , the  $(2m)$ -derivatives of  $\rho_U(\mathbf{h})$  evaluated at  $\mathbf{h} = \mathbf{0}$  takes finite values if  $\rho'(\mathbf{0}) = 0$ .

Following [45], the process  $U$  is long-range dependent if the correlation of  $U$  is such that  $\int_{\mathbb{R}_+^n} |\rho_U(\mathbf{h})| d^n \mathbf{h} = \infty$ . Using the expression of  $\rho_U(\mathbf{h})$  inside integral and integrating term by term it is sufficient to show that one of the integral diverges. Applying the inequality

$$\int_{\mathbb{R}_+^n} \rho(\mathbf{h}) d^n \mathbf{h} \leq \int_{\mathbb{R}_+^n} \frac{1}{\rho^2(\mathbf{h})} d^n \mathbf{h}$$

for  $\rho(\mathbf{h}) \in [0, 1]$  to one of the term shows that  $\int_{\mathbb{R}_+^n} |\rho_U(\mathbf{h})| d^n \mathbf{h} = \infty$  if and only if  $\int_{\mathbb{R}_+^n} |\rho(\mathbf{h})| d^n \mathbf{h} = \infty$ . Hence, the random field  $U$  has long-range dependence if  $Z$  has long-range dependence.

Finally, to prove that  $\rho(\mathbf{h}) = 0 \Rightarrow \rho_U(\mathbf{h}) = 0$ , it is sufficient to apply L'Hôspital's rule two times and show that:

$$\lim_{\rho(\mathbf{h}) \rightarrow 0} \rho_U(\mathbf{h}) = 0.$$

## References

- [1] E. Anderes, J. Møller, J. G. Rasmussen, Isotropic covariance functions on graphs and their edges, *The Annals of Statistics* 48 (2020) 2478 – 2503.
- [2] S. Banerjee, B. P. Carlin, A. E. Gelfand, *Hierarchical Modeling and Analysis for Spatial Data*, Chapman & Hall/CRC Press, Boca Raton: FL, 2004.
- [3] S. Banerjee, A. Gelfand, On smoothness properties of spatial processes, *Journal of Multivariate Analysis* 84 (2003) 85–100.
- [4] R. B. Bapat, Infinite divisibility of multivariate gamma distributions and m-matrices, *Sankhyā A* 51 (1989) 73–78.
- [5] A. Bárdossy, Copula-based geostatistical models for groundwater quality parameters, *Water Resources Research* 42 (2006).
- [6] C. Berg, J. Mateu, E. Porcu, The dagum family of isotropic correlation functions, *Bernoulli* 14 (2008) 1134–1149.
- [7] M. Bevilacqua, C. Caamaño-Carrillo, R. B. Arellano-Valle, V. Morales-Oñate, Non-gaussian geostatistical modeling using (skew) t processes, *Scandinavian Journal of Statistics* 48 (2021) 212–245.
- [8] M. Bevilacqua, C. Caamaño-Carrillo, C. Gaetan, On modeling positive continuous data with spatiotemporal dependence, *Environmetrics* 31 (2020) e2632.
- [9] M. Bevilacqua, C. Caamaño-Carrillo, E. Porcu, Unifying compactly supported and matern covariance functions in spatial statistics, *Journal of Multivariate Analysis* 189 (2022) 104949.
- [10] M. Bevilacqua, T. Faouzi, R. Furrer, E. Porcu, Estimation and prediction using generalized Wendland covariance functions under fixed domain asymptotics, *The Annals of Statistics* 47 (2019) 828 – 856.
- [11] M. Bevilacqua, C. Gaetan, Comparing composite likelihood methods based on pairs for spatial gaussian random fields, *Statistics and Computing* 25 (2015) 877–892.
- [12] M. Bevilacqua, C. Gaetan, J. Mateu, E. Porcu, Estimating space and space-time covariance functions for large data sets: A weighted composite likelihood approach, *Journal of the American Statistical Association* 107 (2012) 268–280.
- [13] M. Bevilacqua, V. Morales-Oñate, C. Caamaño-Carrillo, *GeoModels: Procedures for Gaussian and Non Gaussian Geostatistical (Large) Data Analysis*, 2023. R package version 1.0.7.
- [14] F. Blasi, C. Caamaño-Carrillo, M. Bevilacqua, R. Furrer, A selective view of climatological data and likelihood estimation, *Spatial Statistics* 50 (2022) 100596. Special Issue: The Impact of Spatial Statistics.
- [15] Y. A. Brychkov, N. Saad, On some formulas for the appell function  $f_2(a, b, b'; c, c'; w; z)$ , *Journal Integral Transforms and Special Functions* 25 (2017) 1465 –1483.
- [16] C. Caamaño-Carrillo, M. Bevilacqua, C. López, V. Morales-Oñate, Nearest neighbours weighted composite likelihood based on pairs for (non-)Gaussian massive spatial data with an application to Tukey-hh random fields estimation, 2023. Research Square.
- [17] J.-S. Choi, Notes on formal manipulations of double series, *Communications of the Korean Mathematical Society* 18 (2003) 781–789.
- [18] N. Cressie, C. Wikle, *Statistics for Spatio-Temporal Data.*, Wiley Series in Probability and Statistics. Wiley, 2011.
- [19] V. De Oliveira, On optimal point and block prediction in log-gaussian random fields, *Scandinavian Journal of Statistics* 33 (2006) 523–540.
- [20] P. Diggle, J. Tawn, R. Moyeed, Model-based geostatistics, *Journal of the Royal Statistical Society: Series C (Applied Statistics)* 47 (1998) 299–350.
- [21] N. Eisenbaum, H. Kaspi, A characterization of the infinitely divisible squared gaussian processes, *The Annals of Probability* (2006) 728–742.
- [22] T. M. Erhardt, C. Czado, U. Schepsmeier, Spatial composite likelihood inference using local c-vines, *Journal of Multivariate Analysis* 138 (2015) 74–88. High-Dimensional Dependence and Copulas.
- [23] S. Ferrari, F. Cribari-Neto, Beta regression for modelling rates and proportions, *Journal of Applied Statistics* 31 (2004) 799–815.
- [24] A. E. Gelfand, E. M. Schliep, Spatial statistics and gaussian processes: A beautiful marriage, *Spatial Statistics* 18 (2016) 86–104. *Spatial Statistics Avignon: Emerging Patterns*.
- [25] C. Genest, R. J. MacKay, Copules archimédiennes et familles de lois bidimensionnelles dont les marges sont données, *Canadian Journal of Statistics* 14 (1986) 145–159.
- [26] M. G. Genton, H. Zhang, Identifiability problems in some non-Gaussian spatial random fields, *Chilean Journal of Statistics* 3 (2012).

- [27] T. Gneiting, Stationary covariance functions for space-time data, *Journal of the American Statistical Association* 97 (2002) 590–600.
- [28] T. Gneiting, Strictly and non-strictly positive definite functions on spheres, *Bernoulli* 19 (2013) 1327–1349.
- [29] T. Gneiting, M. Schlather, Stochastic models that separate fractal dimension and the hurst effect, *SIAM Rev.* 46 (2004) 269–282.
- [30] N. Gorelick, M. Hancher, M. Dixon, S. Ilyushchenko, D. Thau, R. Moore, Google earth engine: Planetary-scale geospatial analysis for everyone, *Remote Sensing of Environment* (2017).
- [31] I. Gradshteyn, I. Ryzhik, *Table of Integrals, Series, and Products*, Academic Press, New York, 7 edition, 2007.
- [32] B. Gräler, Modelling skewed spatial random fields through the spatial vine copula, *Spatial Statistics* 10 (2014) 87–102.
- [33] R. C. Griffiths, Infinitely divisible multivariate gamma distributions, *Sankhyā Ser. A* 32 (1970) 393–404.
- [34] A. Guolo, C. Varin, Beta regression for time series analysis of bounded data, with application to Canada Google® flu trends, *The Annals of Applied Statistics* 8 (2014) 74–88.
- [35] P. Heagerty, S. Lele, A composite likelihood approach to binary spatial data, *Journal of the American Statistical Association* 93 (1998) 1099–1111.
- [36] C. Heyde, *Quasi-Likelihood and Its Application: A General Approach to Optimal Parameter Estimation*, Springer, New York, 1997.
- [37] H. Joe, *Dependence modeling with copulas*, Chapman and Hall/CRC, Boca Raton, FL, 2014.
- [38] H. Kazianka, J. Pilz, Copula-based geostatistical modeling of continuous and discrete data including covariates, *Stochastic Environmental Research and Risk Assessment* 24 (2010) 661–673.
- [39] H. Kazianka, J. Pilz, *Spatial interpolation using copula-based geostatistical models*, Springer Netherlands, Dordrecht, 2010, pp. 307–319.
- [40] W. Kibble, A two-variate gamma type distribution, *Sankhyā: The Indian Journal of Statistics* (1941) 137–150.
- [41] P. R. Krishnaiah, M. M. Rao, Remarks on a multivariate gamma distribution, *The American Mathematical Monthly* 68(4) (1961) 342–346.
- [42] A. S. Krishnamoorthy, M. Parthasarathy, A multivariate gamma-type distribution, *Ann. Math. Statist.* 22 (1951) 549–557.
- [43] P. Krupskii, R. Huser, M. G. Genton, Factor copula models for replicated spatial data, *Journal of the American Statistical Association* 113 (2018) 467–479.
- [44] F. Li, H. Sang, On approximating optimal weighted composite likelihood method for spatial models, *Stat* 7 (2018) e194.
- [45] S. Lim, L. Teo, Gaussian fields and Gaussian sheets with Generalized Cauchy covariance structure, *Stochastic Processes and Their Applications* 119 (2009) 1325–1356.
- [46] B. Lindsay, Composite likelihood methods, *Contemporary Mathematics* 80 (1988) 221–239.
- [47] J.-F. Mai, M. Scherer, *Financial engineering with copulas explained*, Springer, 2014.
- [48] S. V. Malov, *On Finite-Dimensional Archimedean*, Birkhäuser Boston, Boston, MA, 2001.
- [49] A. W. Marshall, I. Olkin, Families of multivariate distributions, *Journal of the American Statistical Association* 83 (1988) 834–841.
- [50] G. Masarotto, C. Varin, Gaussian copula marginal regression, *Electronic Journal of Statistics* 6 (2012) 1517–1549.
- [51] A. J. McNeil, J. Nešlehová, Multivariate Archimedean copulas,  $d$ -monotone functions and  $\ell_1$ -norm symmetric distributions, *Annals of Statistics* 37 (2009) 3059 – 3097.
- [52] K. S. Miller, S. G. Samko, Completely monotonic functions, *Integral Transforms and Special Functions* 12 (2001) 389–402.
- [53] D. Morales-Navarrete, M. Bevilacqua, C. Caamaño-Carrillo, L. M. Castro, Modeling point referenced spatial count data: A poisson process approach, *Journal of the American Statistical Association* 0 (2022) 1–14.
- [54] R. B. Nelsen, *An introduction to copulas*, Springer Science & Business Media, 2006.
- [55] L. Pace, A. Salvan, N. Sartori, Efficient composite likelihood for a scalar parameter of interest, *Stat* 8 (2019) e222.
- [56] M. B. Palacios, M. F. J. Steel, Non-Gaussian Bayesian geostatistical modeling, *Journal of the American Statistical Association* 101 (2006) 604–618.
- [57] N. Pettorelli, J. O. Vik, A. Mysterud, J.-M. Gaillard, C. J. Tucker, N. C. Stenseth, Using the satellite-derived NDVI to assess ecological responses to environmental change, *Trends in ecology & evolution* 20 (2005) 503–510.
- [58] R. Plemmons,  $M$ -matrix characterizations.  $i$  – nonsingular  $m$ -matrices, *Linear Algebra and its Applications* 18 (1977) 175 –188.
- [59] E. Porcu, M. Bevilacqua, M. G. Genton, Spatio-temporal covariance and cross-covariance functions of the great circle distance on a sphere, *Journal of the American Statistical Association* 111 (2016) 888–898.
- [60] J.-F. Quessy, M. Durocher, The class of copulas arising from squared distributions: Properties and inference, *Econometrics and Statistics* 12 (2019) 148–166.
- [61] J.-F. Quessy, L.-P. Rivest, M.-H. Toupin, On the family of multivariate chi-square copulas, *Journal of Multivariate Analysis* 152 (2016) 40–60.
- [62] T. Royen, Multivariate Gamma distributions II, in: *Encyclopedia of Statistical Sciences*, New York: John Wiley & Sons, 2004, pp. 419–425.
- [63] M. Sibuya, Bivariate extreme statistics, *Annals of the Institute of Statistical Mathematics* 11 (1960) 195 – 210.
- [64] H. M. Srivastava, P. W. Karlsson, *Multiple Gaussian Hypergeometric Series*, Ellis Horwood Ltd, 1985.
- [65] M. Stein, *Interpolation of Spatial Data. Some Theory of Kriging*, Springer-Verlag, New York, 1999.
- [66] V. Sudakov, Lipschitz continuity of quantile functions on spaces of random variables, *Journal of Mathematical Sciences* 152 (2008) 941 – 943.
- [67] S. Suroso, A. Bárdossy, Investigation of asymmetric spatial dependence of precipitation using empirical bivariate copulas, *Journal of Hydrology* 565 (2018) 685–697.
- [68] C. Varin, On composite marginal likelihoods, *Advances in Statistical Analysis* 92 (2008) 1–28.
- [69] C. Varin, P. Vidoni, A note on composite likelihood inference and model selection, *Biometrika* 52 (2005) 519–528.
- [70] D. Vere-Jones, Alpha-permanents and their applications to multivariate gamma, negative binomial and ordinary binomial distributions, *New Zealand J. Math* 26 (1997) 125–149.
- [71] R. E. Williamson, Multiply monotone functions and their laplace transforms, *Duke Math. J.* 23 (1956) 189 – 207.
- [72] G. Xua, M. G. Genton, Tukey  $g$ -and- $h$  random fields, *Journal of the American Statistical Association* 112 (2017) 1236 –1249.
- [73] H. Zhang, A. El-Shaarawi, On spatial skew-Gaussian processes and applications, *Environmetrics* 21(1) (2010) 33–47.