

Quark model with Hidden Local Symmetry and its application to T_{cc}

Bing-Ran He,^{1,*} Masayasu Harada,^{2,3,4,†} and Bing-Song Zou^{5,6,7,‡}

¹*Department of Physics, Nanjing Normal University, Nanjing 210023, PR China*

²*Department of Physics, Nagoya University, Nagoya, 464-8602, Japan*

³*Kobayashi-Maskawa Institute for the Origin of Particles and the Universe, Nagoya University, Nagoya, 464-8602, Japan*

⁴*Advanced Science Research Center, Japan Atomic Energy Agency, Tokai 319-1195, Japan*

⁵*CAS Key Laboratory of Theoretical Physics, Institute of Theoretical Physics, Chinese Academy of Sciences, Beijing 100190, China*

⁶*School of Physical Sciences, University of Chinese Academy of Sciences, Beijing 100049, China*

⁷*School of Physics, Peking University, Beijing 100871, China*

(Dated: February 15, 2023)

We propose a chiral quark model including the ω and ρ meson contributions in addition to the π and σ meson contributions. We show that the masses of the ground state baryons such as the nucleon, Λ_c and Λ_b are dramatically improved in the model with the vector mesons compared with the one without them. The study of the tetraquark T_{cc} is also performed in a coupled channel calculation and the resultant mass is much closer to its experimental value than the result without vector meson contribution. This approach can be applied to the future study of multi-quark systems.

I. INTRODUCTION

Since the proposal of the quark model, lots of people spend great efforts to describe meson and baryon in a systematic way (see, e.g., Refs. [1–8]).

Existence of the chiral symmetry and its spontaneous symmetry breaking is one of the most important features in the low-energy region for hadrons including light quarks. In Ref. [9], the energy scale of the spontaneous chiral symmetry breaking ($S\chi SB$) is shown to be larger than the confinement scale, and a chiral quark model was proposed in which the chiral symmetry is spontaneously broken to generate the quark mass and the pion as the Nambu-Goldstone boson associated with the $S\chi SB$. The model includes the pion in addition to the gluon which provides the color force including the confining effect. In the chiral quark model, the pseudoscalar mesons can be exchanged between a quark and an anti-quark as well as between two quarks, which is understood as shown in Fig. 1. Since the exchanged mesons are classified by the

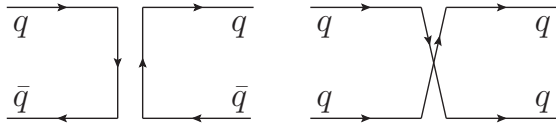


FIG. 1. Meson exchange between $q\bar{q}$ (left) and qq (right).

chiral symmetry, such models are generally called chiral quark models.

There are several scenarios to construct a chiral quark model. Shimizu [10] studied the quark exchange effects by using pseudo-scalar exchange and confining

potential(CON). Obukhovskiy and Kusainov [11] employed scalar and pseudo-scalar exchange, one gluon exchange(OGE) and CON to study nucleon nucleon scattering and the baryon spectrum. Glozman and Riska [12, 13] included pseudo-scalar and vector meson exchange and also CON to study baryon spectrum. Dai *et al.* [14] included scalar, pseudo-scalar and vector meson exchange together with OGE and CON to study the phase shifts of NN scattering. They found that when vector meson is included, the phase shift is obviously improved in 1S_0 channel. Vijande *et al.* [15, 16] and Valcarce *et al.* [17] included scalar, pseudo-scalar, OGE and CON to study meson and baryon spectrum. They did not include the vector mesons for avoiding the double counting. It was stressed [15, 16] that the chiral quark model beautifully reproduces the mass spectra of mesons constructed from light and heavy quarks, and also the nucleon-nucleon scattering phase shift. However, it is known that spectra of baryons are hard to be reproduced since the “ σ meson” provides too much strong attractive force between two quarks [17]. Actually, if the best fitted parameters of the chiral quark model shown in Ref. [15] were used, three ground states of baryons would get extremely low values than experimental results, i.e., $M_N^{(\text{exp.})} - M_N^{(\text{theo.})} = 262 \text{ MeV}$, $M_{\Lambda_c}^{(\text{exp.})} - M_{\Lambda_c}^{(\text{theo.})} = 322 \text{ MeV}$ and $M_{\Lambda_b}^{(\text{exp.})} - M_{\Lambda_b}^{(\text{theo.})} = 359 \text{ MeV}$.

After the observation of $X(3872)$ in 2003, lots of exotic states are observed experimentally and studied theoretically (see, e.g., Refs. [18–27]). Recently the discovered T_{cc} state [28, 29] provides a new opportunity to check the validity of the chiral quark model. Actually, a problem similar to the one for the above baryons happens in the study of the tetraquark T_{cc} : the diquark picture of T_{cc} gives very deep binding energy and the resultant mass is far below the DD^* threshold energy, $\delta m = M_{T_{cc}} - M_D - M_{D^*} \sim -(130-185) \text{ MeV}$ [30–35] to be compared with $-0.36 \pm 0.04_{-0}^{+0.004} \text{ MeV}$ of the experimental observation [29]. We note that the wave function

* E-mail: hebingran@njnu.edu.cn

† E-mail: harada@hken.phys.nagoya-u.ac.jp

‡ E-mail: zoubs@itp.ac.cn

of the T_{cc} and the above three baryons contain a “good diquark” constructed from two light quarks.

The problem existing in $I = 0$ and $S = 0$ light diquark channel indicates some important interactions are missing in the chiral quark model. We notice that, in Ref. [9], the chiral symmetry breaking scale is estimated as about $\Lambda_\chi \sim 1.2 \text{ GeV}$, and that the chiral quark model is constructed as an effective field theory applicable below Λ_χ . The inclusion of vector meson is studied in lots of effective models, e.g., one boson exchange model in nucleon interaction [36–38], Skyrme model [37, 39–44] in addition to the quark models mentioned above [12–14]. Furthermore, in the framework of the hidden local symmetry (HLS) [37, 45, 46], these vector mesons are strongly related to the spontaneous chiral symmetry breaking.

In this paper, we construct an effective field theory for the chiral quark including the vector mesons in addition to scalar and pseudoscalar mesons using the framework of the HLS, to study mesons, baryons and also exotic states. We note that, in the HLS, the model possesses the chiral symmetry without including the axial-vector mesons [45, 46]. We will show that the ω meson provides the attractive force between a quark and an anti-quark, while repulsive force is generated between two quarks due to its G -parity. This property is contrasted to the one for the colored force: the colored force gives attractive force in both channels (although strengths are different). Thus, we expect that the inclusion of the ω meson with changing the colored force cures the light diquark problem in the chiral quark model, while the success for the light mesons is kept. We should note that, since the ω meson is not exchanged by mesons including a heavy quark, we only modify the the colored force in the middle and long range. Furthermore, since the gluon and vector mesons play different roles in $q\bar{q}$ and qq channels, we expect that the double counting is avoided by adjusting coupling constants of the gluon exchange and vector meson exchange.

II. THE QUARK MODEL WITH HIDDEN LOCAL SYMMETRY

In this work, we only discuss the u, d, c, b quarks for simplicity. We leave the inclusion of the strange quark in future work [47]. Now, the Hamiltonian of the present model is written as

$$H = \sum_{i=1} \left(m_i + \frac{p_i^2}{2m_i} \right) - T_{CM} + \sum_{j>i=1} (V_{ij}^{\text{CON}} + V_{ij}^{\text{OGE}} + V_{ij}^\sigma + V_{ij}^\pi + V_{ij}^\omega + V_{ij}^\rho), \quad (1)$$

where m_i and p_i are the mass and the momentum of i -th quark, T_{CM} is the kinetic energy of the center of mass of the system. V_{ij}^{CON} , V_{ij}^{OGE} , V_{ij}^σ and V_{ij}^π , represent the potential of confinement, one-gluon-exchange, σ and π exchange, which are given in Refs. [15, 17]. V_{ij}^ω and V_{ij}^ρ are the potential of ω and ρ exchange. They take the

same form except the iso-spin dependence. It is convenient to define the common part $V_{ij}^{v=\omega,\rho}$ as $V_{ij}^\omega = V_{ij}^{v=\omega}$ and $V_{ij}^\rho = \boldsymbol{\tau}_i \cdot \boldsymbol{\tau}_j V_{ij}^{v=\rho}$ for qq ($q = u, d$) potential, where $\boldsymbol{\tau}_i$ is the flavor $SU(2)$ Pauli matrices of i -th quark. The V_{ij}^v in the spatial coordinate is given as

$$V_{ij}^v = \frac{\Lambda_v^2}{\Lambda_v^2 - m_v^2} \left\{ \frac{g_v^2}{4\pi} m_v \left[Y(m_v r) - \left(\frac{\Lambda_v}{m_v} \right) Y(\Lambda_v r) \right] + \frac{m_v^3}{m_i m_j} \left(\frac{g_v(2f_v + g_v)}{16\pi} + \frac{\boldsymbol{\sigma}_i \cdot \boldsymbol{\sigma}_j (f_v + g_v)^2}{6 \cdot 4\pi} \right) \times \left[Y(m_v r) - \left(\frac{\Lambda_v}{m_v} \right)^3 Y(\Lambda_v r) \right] - \mathbf{S}_+ \cdot \mathbf{L} \frac{g_v(4f_v + 3g_v)}{8\pi} \frac{m_v^3}{m_i m_j} \times \left[G(m_v r) - \left(\frac{\Lambda_v}{m_v} \right)^3 G(\Lambda_v r) \right] - \mathbf{S}_{ij} \frac{(f_v + g_v)^2}{4\pi} \frac{m_v^3}{12m_i m_j} \times \left[H(m_v r) - \left(\frac{\Lambda_v}{m_v} \right)^3 H(\Lambda_v r) \right] \right\}. \quad (2)$$

Here m_v , Λ_v , g_v and f_v are the mass, cutoff, electric and magnetic coupling constants of the relevant vector meson, respectively. $\boldsymbol{\sigma}_i$ is the spin $SU(2)$ Pauli matrices of i -th quark, $\mathbf{S}_+ = \frac{\boldsymbol{\sigma}_i + \boldsymbol{\sigma}_j}{2}$, $\mathbf{S}_{ij} = 3(\boldsymbol{\sigma}_i \cdot \hat{r}_{ij})(\boldsymbol{\sigma}_j \cdot \hat{r}_{ij}) - \boldsymbol{\sigma}_i \cdot \boldsymbol{\sigma}_j$. $Y(x) = e^{-x}/x$, $H(x) = (1 + 3/x + 3/x^2)Y(x)$ and $G(x) = (1/x + 1/x^2)Y(x)$. The potentials of V_ω and V_ρ for $q\bar{q}$ ($q = u, d$) is obtained by performing a G -parity transformation of that in qq case.

We solve the Schrödinger equation of the Hamiltonian (1) by using Gaussian expansion method (GEM) [48]. For studying the effects of vector mesons, we keep the model parameters of the π and σ potentials as Ref. [15]. We fit the model parameters of vector meson potentials and color potential to several mesons and baryons. We show best fitted values of model parameters in Table I. Here, we newly introduce eight parameters, i.e., m_ω , m_ρ , Λ_ω , Λ_ρ , g_ω , g_ρ , f_ω and f_ρ , with other parameters in the same naming scheme as Ref. [15]. The vector mass m_ω and m_ρ are taken from PDG [49]. The cut off Λ_ω and Λ_ρ of vector meson are not sensitive to get the result, here we take a typical value of 7.2 fm^{-1} . The wave functions for meson and baryon can be found in [50].

III. RESULTS

We show the meson masses calculated in the present model in Fig. 2, and baryon masses in Fig. 3.

The blue block represents the error calculated as $\text{Err}(\text{sys}) = \sqrt{\text{Err}(\text{exp})^2 + \text{Err}(\text{the})^2}$, where $\text{Err}(\text{exp})$ is the experimental error taken from PDG [49], while $\text{Err}(\text{the})$ represents the model limitation error as we do

TABLE I. Model Parameters. The naming scheme is the same as Ref. [15].

$m_u = m_d$ (MeV)	303.3	m_σ (fm $^{-1}$)	3.42
m_c (MeV)	1696.0	m_π (fm $^{-1}$)	0.7
m_b (MeV)	5039.6	m_ω (fm $^{-1}$)	3.97
a_c (MeV)	364.5	m_ρ (fm $^{-1}$)	3.93
μ_c (fm $^{-1}$)	0.6	$\Lambda_\sigma = \Lambda_\pi$ (fm $^{-1}$)	4.2
Δ (MeV)	100.28	$\Lambda_\omega = \Lambda_\rho$ (fm $^{-1}$)	7.2
a_s	0.731	$g_{ch}^2/(4\pi)$	0.54
α_0	2.742	g_ω	3.841
Λ_0 (fm $^{-1}$)	0.304	g_ρ	0.675
μ_0 (MeV)	241.205	f_ω	-1.416
\hat{r}_0 (MeV · fm)	95.621	f_ρ	0.581
\hat{r}_g (MeV · fm)	155.066		

not include isospin breaking effects, and also ignore mixing effects (e.g. S-D, P-F mixing between meson states). We take Err(the) as about 40 MeV for ground-state and 80 MeV for excited-state of mesons and baryons. We minimize $\chi^2 = \sum_i (\frac{m_i(\text{the}) - m_i(\text{exp})}{\text{Err}_i(\text{sys})})^2$ of the system, where $m_i(\text{the})$ and $m_i(\text{exp})$ are theoretical and experimental mass of each particle, respectively. The total χ^2 of the present work is about 15.12. The degree of freedom (dof) of present work is dof = 51 - (23 - 3) = 31, which is calculated in the following way: (i) we used 51 particles (42 mesons and 9 baryons) to minimize χ^2 , (ii) the total parameter of present model is 23 but we fixed 3 parameters m_π , m_ω and m_ρ as experiment values. Thus $\chi^2/\text{dof} \simeq 15.12/31 \simeq 0.4877$ indicate the reliability of the present model is about 99.26%. The orange blocks for mesons are taken from Ref. [15], the corresponding baryon spectrum are calculated using the same parameter. The green blocks show the predictions of mass spectra of the present model.

We would like to stress that the spectra of ground-state baryons N , Λ_c and Λ_b , which all contain a good diquark, are dramatically improved as one can easily see from Fig. 3, while the present model reproduces the meson spectra as good as the original model in Ref. [15] as shown in Fig. 2. From the values of parameters listed in Table I, this is the consequence of the ω exchange contribution: As we stated above, the ω meson provides the attractive force between a quark and an anti-quark and the repulsive force between two quarks.

Here, to understand Table I we clarify the operators included in the potentials with the sign of each contribution, which are summarized in Table II. Here we only discuss $L = 0$ states for simplicity, in such case only central force remains. The problem of deep binding energy occurs when good light diquark appears ($I = 0$ and $S = 0$). To solve this problem, we have four possible ways of modification to provide a repulsive force between qq : (i) modify terms proportional to the operator ‘1’ in all I and S channel, (ii) modify terms to $\tau_i \tau_j$ in $I = 0$ channel,

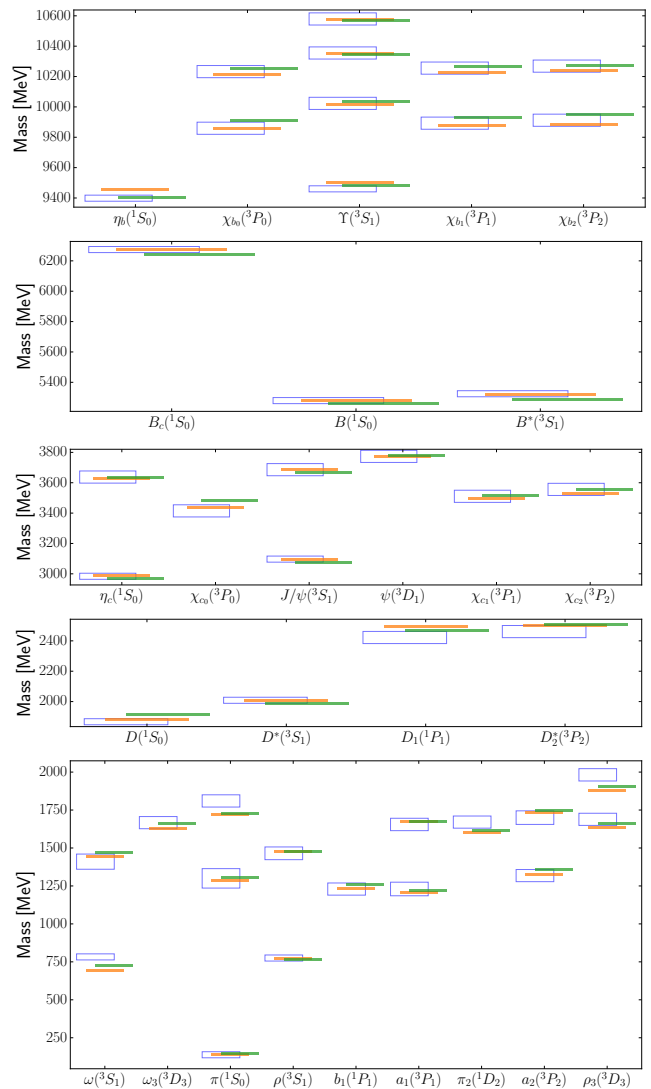


FIG. 2. Mass spectrum in $b\bar{b}$ (1st panel), $c\bar{b}$ and $b\bar{q}$ (2nd panel), $c\bar{c}$ (3rd panel), $q\bar{c}$ (4th panel) and $q\bar{q}$ (5th panel) systems. The green lines show the predictions in the present model including vector mesons, while the orange lines the ones in the model without vector mesons.

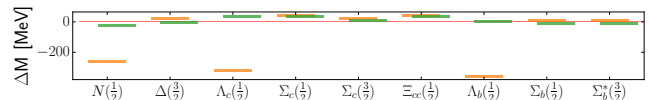


FIG. 3. Mass spectrum of baryon system. The meaning of colors are as in Fig. 2.

(iii) modify terms to $\sigma_i \sigma_j$ in $S = 0$ channel, (iv) modify terms to $\sigma_i \sigma_j \cdot \tau_i \tau_j$ in $I = 0$ and $S = 0$ channel. We should note that we kept V_π and V_σ as same as in Ref. [15], since Ref. [15] has already given good description of meson spectra and also phase shift of baryon-baryon scattering. This implies that $g_\rho + f_\rho$ in V_ρ cannot be too big since it generates the contribution proportional to $\sigma_i \sigma_j \cdot \tau_i \tau_j$

TABLE II. List of operators included in the potentials for $L = 0$ states and the sign of the contributions. The left (right) side of slash represents $q\bar{q}$ ($q\bar{q}$), respectively.

	1	$\tau_i\tau_j$	$\sigma_i\sigma_j$	$\sigma_i\sigma_j \cdot \tau_i\tau_j$
σ [15]	-/-			
π [15]				+/-
a_0 [16]		-/+		
OGE [15]	-/-		+/+	
CON [15]	+/+			
ω (This work)	+/-		+/-	
ρ (This work)		+/+		+/+

operator which is already saturated by the contribution from V_π , and thus the way (iv) is ruled out. The modification of the way (ii) is done by V_ρ (terms proportional to g_ρ) playing a role similar to the one by a_0 meson exchange, which is introduced to explain the ω - ρ masses in Ref. [16]. Since a_0 only give small modification of meson spectra, as can be seen from the predicted mass $\omega(^3S_1)$ in Fig. 2, g_ρ should be very small. As a result there remains only two ways, i.e., (i) and (iii), which is achieved only by the inclusion of ω meson contribution proportional to g_ω and $f_\omega + g_\omega$. Here, let us briefly explain why the ω meson contribution can cure the problem of deep binding of good light diquark in $S = 0$ channel. As seen in Table II, the one-gluon exchange potential V^{OGE} contains the $\sigma_i\sigma_j$ operator, which gives the attractive force in both $q\bar{q}$ and qq channels, while the $\sigma_i\sigma_j$ term in V_ω generates attractive force in $q\bar{q}$ channel but repulsive force in qq channel. For the operator ‘1’, the change of V^{OGE} and V_ω can be compensated by V^{CON} , i.e., inclusion of ω together with the weakening of color potential make the attractive force in qq channel smaller with keeping the force in $q\bar{q}$ channel intact. As a conclusion, the way (i) and (iii) with taking $|g_\rho| \sim |f_\rho| \sim 0$ is the minimal modification to the model in Ref. [15].

We next explain a mechanism why the spectra of mesons including a heavy quark, $c\bar{c}$, $q\bar{c}$ and $b\bar{b}$ systems, are as good as in Refs. [15, 17] although the color potential $V^{\text{OGE}} + V^{\text{CON}}$, which is the only force acting in these systems, is modified. Since the effective range of heavy quark sector is rather smaller than that of light sector, we can modify the color potential $V_{ij}^{\text{CON}} + V_{ij}^{\text{OGE}}$ in middle and long range part without changing the short range part to maintain the main features of mesons made of heavy quarks. In the present work we achieved this modification by keeping the forms in Ref. [15] and just changing the values of parameters. In Fig. 4, we show the color potential $(V_{\text{OGE}} + V_{\text{CON}})r^2$ of Υ (left) and ω (right). This shows that the color potential is changed slightly in both heavy and light quark sectors when the distance is larger than about 0.25 fm. Typical distance between two heavy quarks such as $\Upsilon(1S)$ in the present analysis is about 0.21 fm, so that the potential relevant for mesons made from b and \bar{b} is not changed. Thus, we can see

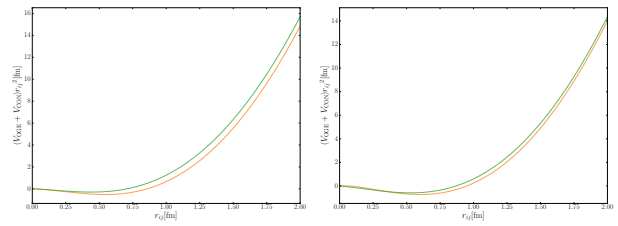


FIG. 4. Potential $(V_{\text{OGE}} + V_{\text{CON}})r^2$ of Υ (left) and ω (right). Orange and green lines represent Ref. [15] and present study, respectively.

that, from Fig. 2 the spectra of mesons including heavy quarks are in reasonable agreement with experiment. On the other hand, a typical distance between q and \bar{q} in mesons of the ground state, e.g., $\rho(1S)$ is about 0.83 fm, so that the color attractive force is actually weakened. The attractive force mediated by the ω meson between q and \bar{q} compensates the weakening effect of color force to provide good agreement of the predictions of the present model with experiment as can be seen in Fig. 2. We note that typical distances between $c\bar{c}$ system and $q\bar{c}$ system are about 0.37 fm (J/ψ) and 0.64 fm (D^*). Then, the spectra of $c\bar{c}$ and $q\bar{c}$ systems are not as good as the one of $b\bar{b}$ system. For further improvement of the spectrum we might need to modify the forms of color potential, which we leave as a future work.

Based on the above success in the meson and baryon sectors, we now perform a coupled channel calculation of T_{cc} and T_{bb} tetraquarks. The T_{cc} and T_{bb} have eight channels, with six of meson-meson structure and two of diquark-anti-diquark structure. The detailed wave functions of T_{cc} and T_{bb} can be found in Refs. [34, 35].

TABLE III. Mass spectrum of T_{cc} and T_{bb} . The subscript of channel denotes the color wave functions, $1 \otimes 1$, $8 \otimes 8$, $\bar{3} \otimes 3$ and $6 \otimes \bar{6}$ denote color singlet-singlet, octet-octet, antitriplet-triplet and sextet-antisextet, respectively. The binding energy(MeV) is $E_B = M - E_{th}$, where M is the tetra-quark mass and E_{th} is the threshold of T_{cc} and T_{bb} , i.e., $E_{th}(DD^*) = 3903.1$ MeV and $E_{th}(BB^*) = 10549.4$ MeV. The 3-rd and 6-th column are the component percentage in channel coupling calculation.

Channel	E_B	Channel	E_B
$[DD^*]_{1 \otimes 1}$	6.2 39%	$[BB^*]_{1 \otimes 1}$	0.5 12%
$[D^*D]_{1 \otimes 1}$	6.2 39%	$[B^*B]_{1 \otimes 1}$	0.5 12%
$[D^*D^*]_{1 \otimes 1}$	83.1 5%	$[B^*B^*]_{1 \otimes 1}$	31 32%
$[DD^*]_{8 \otimes 8}$	383.1 0%	$[BB^*]_{8 \otimes 8}$	253.6 0%
$[D^*D]_{8 \otimes 8}$	383.1 0%	$[B^*B]_{8 \otimes 8}$	253.6 0%
$[D^*D^*]_{8 \otimes 8}$	337.3 0%	$[B^*B^*]_{8 \otimes 8}$	233.3 0%
$[(cc)(\bar{q}\bar{q})^*]_{6 \otimes \bar{6}}$	337.5 0%	$[(bb)(\bar{q}\bar{q})^*]_{6 \otimes \bar{6}}$	233.7 0%
$[(cc)^*(\bar{q}\bar{q})]_{\bar{3} \otimes 3}$	120.3 17%	$[(bb)^*(\bar{q}\bar{q})]_{\bar{3} \otimes 3}$	-37.8 44%
Mixed	-4.9	Mixed	-88.2

We summarize the results of T_{cc} and T_{bb} in coupled

TABLE IV. RMS distance (fm) between two quarks of T_{cc} and T_{bb} in coupled channel calculation.

	r_{cc}	$r_{\bar{q}c}$	$r_{\bar{q}\bar{q}}$	$r_{\bar{q}b}$	r_{bb}
T_{cc}	1.56	1.24	1.70		
T_{bb}			0.75	0.65	0.37

channel calculation in Table III. We find that T_{cc} cannot form a bound state in single channel calculation, while after channel coupling, the mass of T_{cc} is 4.9 MeV below the DD^* threshold, which is much improved compared with the previous result of 180 MeV. For T_{bb} system, diquark–anti-diquark structure of $\bar{3} \otimes 3$ will give a bind state of 37.8 MeV below the BB^* threshold, and after channel coupling, the mass of T_{bb} is predicted to be 88.2 MeV below the BB^* threshold. This is understandable because the distance between bb is smaller than that between cc and feel stronger color electric force which is proportional to $1/r$. The root mean square (RMS) distance between two quarks included in T_{cc} and T_{bb} are given in Table IV. We conclude that T_{cc} is like a meson-meson molecular state, while T_{bb} is a compact tetraquark state.

IV. SUMMARY

We add the vector meson exchange effects to a chiral quark model to produce a repulsive fore between two light

quarks. This effect dramatically improve the spectra of the baryons including a good diquark, while meson spectra are in good agreement with experiments. In addition, the predicted mass of T_{cc} is much closer to its experimental value than the result without vector mesons. This approach can be applied to the future study of multi-quark systems.

ACKNOWLEDGMENTS

B.R. He was supported in part by the National Natural Science Foundation of China (Grant Nos. 11705094 and 12047503), Natural Science Foundation of Jiangsu Province, China (Grant No. BK20171027), Natural Science Foundation of the Higher Education Institutions of Jiangsu Province, China (Grant Nos. 17KJB140011 and 22KJB140012).

B.S. Zou was supported by the National Natural Science Foundation of China (NSFC) and the Deutsche Forschungsgemeinschaft (DFG, German Research Foundation) through the funds provided to the Sino-German Collaborative Research Center TRR110 Symmetries and the Emergence of Structure in QCD (NSFC Grant No. 12070131001, and DFG Project-ID 196253076-TRR 110), the NSFC (11835015, and 12047503), and the Grant of Chinese Academy of Sciences (XDB34030000).

M. Harada was supported in part by JSPS KAKENHI Grant No. 20K03927.

-
- [1] N. Isgur and G. Karl, Phys. Rev. D **18**, 4187 (1978).
 - [2] R. K. Bhaduri, L. E. Cohler and Y. Nogami, Nuovo Cim. A **65**, 376-390 (1981).
 - [3] N. Isgur and J. E. Paton, Phys. Rev. D **31**, 2910 (1985).
 - [4] S. Godfrey and N. Isgur, Phys. Rev. D **32**, 189-231 (1985).
 - [5] S. Capstick and N. Isgur, Phys. Rev. D **34**, no.9, 2809-2835 (1986).
 - [6] P. C. Vinodkumar, J. N. Pandya, V. M. Bannur and S. B. Khadkikar, Eur. Phys. J. A **4**, 83-90 (1999).
 - [7] Y. B. Ding, X. Q. Li and P. N. Shen, Eur. Phys. J. A **7**, 107-108 (2000).
 - [8] F. Brau, C. Semay and B. Silvestre-Brac, Phys. Rev. C **66**, 055202 (2002).
 - [9] A. Manohar and H. Georgi, Nucl. Phys. B **234**, 189-212 (1984).
 - [10] K. Shimizu, Phys. Lett. B **148**, 418-422 (1984).
 - [11] I. T. Obukhovskiy and A. M. Kusainov, Phys. Lett. B **238**, 142-148 (1990).
 - [12] L. Y. Glozman and D. O. Riska, Phys. Rept. **268**, 263-303 (1996).
 - [13] L. Y. Glozman, Nucl. Phys. A **663**, 103-112 (2000).
 - [14] L. R. Dai, Z. Y. Zhang, Y. W. Yu and P. Wang, Nucl. Phys. A **727**, 321-332 (2003).
 - [15] J. Vijande, F. Fernandez and A. Valcarce, J. Phys. G **31**, 481 (2005).
 - [16] J. Vijande and A. Valcarce, Phys. Lett. B **677**, 36-38 (2009).
 - [17] A. Valcarce, H. Garcilazo, F. Fernandez and P. Gonzalez, Rept. Prog. Phys. **68** (2005), 965-1042.
 - [18] N. Brambilla, S. Eidelman, B. K. Heltsley, R. Vogt, G. T. Bodwin, E. Eichten, A. D. Frawley, A. B. Meyer, R. E. Mitchell and V. Papadimitriou, *et al.* Eur. Phys. J. C **71**, 1534 (2011).
 - [19] A. Esposito, A. L. Guerrieri, F. Piccinini, A. Pilloni and A. D. Polosa, Int. J. Mod. Phys. A **30**, 1530002 (2015).
 - [20] H. X. Chen, W. Chen, X. Liu and S. L. Zhu, Phys. Rept. **639**, 1-121 (2016).
 - [21] H. X. Chen, W. Chen, X. Liu, Y. R. Liu and S. L. Zhu, Rept. Prog. Phys. **80**, no.7, 076201 (2017).
 - [22] A. Esposito, A. Pilloni and A. D. Polosa, Phys. Rept. **668**, 1-97 (2017).
 - [23] F. K. Guo, C. Hanhart, U. G. Meißner, Q. Wang, Q. Zhao and B. S. Zou, Rev. Mod. Phys. **90**, no.1, 015004 (2018).
 - [24] S. L. Olsen, T. Skwarnicki and D. Zieminska, Rev. Mod. Phys. **90**, no.1, 015003 (2018).
 - [25] Y. R. Liu, H. X. Chen, W. Chen, X. Liu and S. L. Zhu, Prog. Part. Nucl. Phys. **107**, 237-320 (2019).
 - [26] N. Brambilla, S. Eidelman, C. Hanhart, A. Nefediev, C. P. Shen, C. E. Thomas, A. Vairo and C. Z. Yuan, Phys. Rept. **873**, 1-154 (2020).
 - [27] H. X. Chen, W. Chen, X. Liu, Y. R. Liu and S. L. Zhu, Rept. Prog. Phys. **86**, no.2, 026201 (2023).

- [28] R. Aaij *et al.* [LHCb], Nature Phys. **18**, no.7, 751-754 (2022).
- [29] R. Aaij *et al.* [LHCb], Nature Commun. **13**, no.1, 3351 (2022).
- [30] S. Pepin, F. Stancu, M. Genovese and J. M. Richard, Phys. Lett. B **393**, 119-123 (1997).
- [31] J. Vijande, F. Fernandez, A. Valcarce and B. Silvestre-Brac, Eur. Phys. J. A **19**, 383 (2004).
- [32] Y. Yang, C. Deng, J. Ping and T. Goldman, Phys. Rev. D **80**, 114023 (2009).
- [33] C. Deng, H. Chen and J. Ping, Eur. Phys. J. A **56**, no.1, 9 (2020).
- [34] G. Yang, J. Ping and J. Segovia, Phys. Rev. D **101**, no.1, 014001 (2020).
- [35] Y. Tan, W. Lu and J. Ping, Eur. Phys. J. Plus **135**, no.9, 716 (2020).
- [36] Michael J Moravcsik, Rep. Prog. Phys. **35**, 587 (1972).
- [37] U. G. Meissner, Phys. Rept. **161**, 213 (1988).
- [38] R. Machleidt, Int. J. Mod. Phys. E **26**, no.11, 1730005 (2017).
- [39] W. Broniowski and M. K. Banerjee, Phys. Lett. B **158**, 335 (1985).
- [40] T. Fujiwara, Y. Igarashi, A. Kobayashi, H. Otsu, T. Sato and S. Sawada, Prog. Theor. Phys. **74**, 128 (1985).
- [41] Y. Igarashi, M. Johmura, A. Kobayashi, H. Otsu, T. Sato and S. Sawada, Nucl. Phys. B **259**, 721-729 (1985).
- [42] W. Broniowski and M. K. Banerjee, Phys. Rev. D **34**, 849 (1986).
- [43] U. G. Meissner and I. Zahed, Phys. Rev. Lett. **56**, 1035 (1986).
- [44] M. C. Birse, Phys. Rev. D **33**, 1934-1950 (1986).
- [45] M. Bando, T. Kugo and K. Yamawaki, Phys. Rept. **164**, 217-314 (1988).
- [46] M. Harada and K. Yamawaki, Phys. Rept. **381**, 1-233 (2003).
- [47] B. R. He, M. Harada and B. S. Zou, in preparation.
- [48] E. Hiyama, Y. Kino and M. Kamimura, Prog. Part. Nucl. Phys. **51**, 223-307 (2003).
- [49] R. L. Workman *et al.* [Particle Data Group], PTEP **2022**, 083C01 (2022).
- [50] C. Amsler, Lect. Notes Phys. **949**, pp.1-277 (2018) Springer, 2018.