

SURFACES IN THE 4-BALL CONSTRUCTED USING GENERATORS OF KNITS AND THEIR GRAPHICAL DESCRIPTION

INASA NAKAMURA AND JUMPEI YASUDA

ABSTRACT. We introduce a new construction of surfaces in $D^2 \times B^2$, called knitted surfaces or BMW surfaces, which are described as the trace of deformations of knits. Here, knits are tangles obtained from classical braids from splicing at some crossings. Knitted surfaces are a generalization of braided surfaces. Further, we generalize charts of braided surfaces to BMW charts of knitted surfaces, which are finite graphs in B^2 , and we show that a knitted surface has a BMW chart description. We show that every compact surface with non-empty boundaries properly embedded in $D^2 \times B^2$ is ambiently isotopic to some knitted surface: so such surfaces are described by BMW charts.

1. INTRODUCTION

In this paper, surfaces are compact and tangles/surfaces are smoothly embedded. Let $I = [0, 1]$, and let n be a positive integer. A (simple) *braided surface* [4, 5] of degree n is a surface S properly embedded in $D^2 \times B^2$, where $B^2 = I_3 \times I_4$ ($I_3 = I_4 = I$), such that the restriction $\pi|_S : S \rightarrow B^2$ is a (simple) branched covering map, where $\pi : D^2 \times B^2 \rightarrow B^2$ is the projection. For $p : D^2 \times I_3 \times I_4 \rightarrow D^2 \times I_3$ and $t \in I_4$, the slice $S_{[t]} = p(S \cap (D^2 \times I_3 \times \{t\}))$ of a braided surface S at t is either a braid or a singular braid. The one-parameter family $\{S_{[t]}\}_{t \in I}$ gives deformations of a braid. A braided surface is described by a finite graph called a *chart* in $B^2 = I_3 \times I_4$, which is obtained as the “trace” of deformations of a braid word.

In this paper, we introduce a new construction of surfaces in $D^2 \times B^2$, called knitted surfaces or BMW surfaces, which are described as the trace of deformations of tangles called knits or BMW tangles. A knit of degree n (or simply an n -knit) is a tangle obtained from a braid of degree n by splicing at some crossings. An n -knit is also called a BMW tangle, because n -knits generate the BMW (Birman-Murakami-Wenzl) algebra [2, 15, 16]. The equivalence classes of n -knits form a monoid consisting of two types of generators σ_i, σ_i^{-1} and τ_i , where σ_i and σ_i^{-1} are a standard generator of the braid group B_n and its inverse, and the additional generator τ_i is a pair of hooks between the i th and $(i + 1)$ th boundary points of the tangle as shown in Figure 1.

One of our main results is the following theorem.

2020 *Mathematics Subject Classification*. Primary: 57K45, Secondary: 57Q35 57K10.

Key words and phrases. surface in 4-space; surface braid; braided surface; tangle; knit; plat closure.

Theorem 6.1. *Every compact surface with non-empty boundaries properly embedded in $D^2 \times B^2$ is isotopic to some knitted surface.*

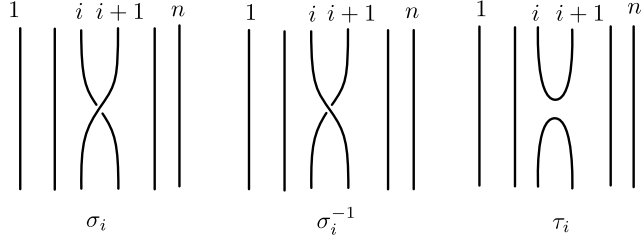


FIGURE 1. Generators σ_i , σ_i^{-1} and τ_i of the monoid D_n of n -knits, where $i \in \{1, \dots, n-1\}$.

We introduce the notion of a graphical description called BMW charts or simply charts which present knitted surfaces (Definition 4.5). A BMW chart is a finite graph in B^2 , which is a generalization of Kamada's charts for simple braided surfaces [5]–[9]. We give a method of constructing a knitted surface $S(\Gamma)$ from a given BMW chart Γ .

Theorem 4.8. *A knitted surface has a BMW chart description. More precisely, for a knitted surface S , there exists a BMW chart Γ such that S and $S(\Gamma)$ are equivalent.*

Thus, surfaces with non-empty boundaries can be investigated through BMW charts. We define chart moves or C-moves consisting of T, CI, CII, CIII-moves, which are local modifications for charts (Definition 7.1). We give a set of explicit CI-moves (Definition 7.3), and we show the following.

Theorem 7.5. *Two knitted surfaces of degree n are equivalent if their presenting charts are related by a finite number of C-moves consisting of T, CII, CIII-moves and CI-moves of type (A1)–(F3).*

Further we consider knitted surfaces of degree 2, and we describe trivial surface-knots by charts of degree 2.

The paper is organized as follows. In Section 2, we give the definition of knits and knitted surfaces. In Section 3, we review the motion picture method by which we describe knitted surfaces. In Section 4, we give BMW charts. A knitted surface is presented by a BMW chart (Theorem 4.8). In Section 5, we show Theorem 4.8. In Section 6, we prove Theorems 6.1. In Section 7, we give local moves of BMW charts called BMW chart moves, and we show Theorem 7.5. In Section 8, we consider knitted surfaces of degree 2 and we give a BMW chart presentation of trivial surface-knots. We close the paper with further results which will be shown in our future papers in Section 9. We give references [4, 5, 11] for the basics of 1-dimensional and 2-dimensional knot theory.

2. DEFINITION OF KNITTED SURFACES

In this section, we give a definition of knitted surfaces. In Section 2.1, we give knits and knit structures, using the notion of pairings. In Section 2.2,

as an analogue to knits and knit structures, we give knitted surfaces and knit structures. In this paper, we use notations as follow.

- I : the interval $[0, 1]$.
- D^2 : a 2-disk.
- $B^2 = I_3 \times I_4$: the square, where $I_3 = I_4 = I$.
- n : a positive integer.
- Q_n : the fixed set consisting of n interior points of D^2 .
- $y_0 = (0, 0) \in \partial B^2$: the base point.
- $p: D^2 \times I_3 \times I_4 \rightarrow D^2 \times I_3$: the projection.
- $S_{[t]} = p(S \cap D^2 \times I_3 \times \{t\})$: the slice of a surface S in $D^2 \times B^2$ at t .
- $\cup \mathbf{X} = X_1 \cup X_2 \cup \dots \cup X_m$: the union of elements for $\mathbf{X} = \{X_1, \dots, X_m\}$.

2.1. Knits and knit structures. Let β be a tangle in $D^2 \times I$, that is, a 1-manifold properly embedded in $D^2 \times I$. Let $\pi: D^2 \times I \rightarrow I$ be the projection. We consider $\pi|_\beta: \beta \rightarrow I$, the restriction map of π by β . A point $a \in \beta$ is called *fold singular point* if $\pi|_\beta$ is the map sending t to t^2 in appropriate coordinates around a and $\pi(a)$. Any tangle is deformed by slight perturbations so that $\pi|_\beta$ is non-degenerate and its critical points consist of fold singular points.

Definition 2.1. Let l be a simple arc embedded in $D^2 \times I$ which intersects with β transversally. Then, l is called a *pairing* of β if it satisfies the following conditions.

- (1) We have $l \cap \beta = \partial l \cap \text{Crit}(\beta) = \partial l$.
- (2) The restriction map $\pi|_l: l \rightarrow I$ has no critical points.
- (3) For each $a \in \partial l$, there exist local coordinates $(U; x)$ and $(V; t)$ around $a \in \beta$ and $\pi(a) \in I$ respectively, such that $a = 0 \in U$, $\pi|_\beta(x) = x^2$ for any $x \in U$ and $\pi(l) \cap V = \{t \in V \mid t \leq 0\}$.

Definition 2.2. Let β be a tangle with non-degenerate $\pi|_\beta$. A *knit structure* on β is a set $\ell = \{l_1, \dots, l_q\}$ of mutually disjoint pairings of β such that all fold singular points are contained in $\cup \ell = l_1 \cup \dots \cup l_q$. When β satisfies $\partial \beta = Q_n \times \{0, 1\}$ and admits a knit structure ℓ , we call the pair (β, ℓ) an *n-knit*. We remark that we include the case $\ell = \emptyset$.

We remark that for a knit (β, ℓ) , β is a braid if and only if ℓ is the empty set. For a knit structure $\ell = \{l_1, \dots, l_q\}$ on β and a self-homeomorphism φ of $D^2 \times I$, we put $\varphi(\ell) = \{\varphi(l_1), \dots, \varphi(l_q)\}$ and $\varphi(\beta, \ell) = (\varphi(\beta), \varphi(\ell))$.

Definition 2.3. Two n -knits (β_0, ℓ_0) and (β_1, ℓ_1) are said to be *equivalent* if there exists an isotopy $\{\varphi_t\}_{t \in [0, 1]}$ of $D^2 \times I$ rel $\partial(D^2 \times I)$ carrying β_0 to β_1 such that $\varphi_1(\ell_0) = \ell_1$ and $\varphi_t(\beta_0, \ell_0)$ is an n -knit for any $t \in [0, 1]$.

We remark that when (β_0, ℓ_0) and (β_1, ℓ_1) are n -braids, then they are equivalent as knits if and only if they are equivalent as braids. In this paper, we write an n -knit (β, ℓ) simply β when the knit structure is clear.

Let D_n be the set of equivalent classes of n -knits. D_n is a monoid by the multiplication induced from the composition of knits, which is called the *knit monoid* of degree n . Since an n -braid is an n -knit, D_n contains

the braid group B_n as a submonoid. When we consider in the framework of n -knits, we call $(Q_n \times I, \emptyset)$, the trivial n -braid, the *trivial n -knit*.

Proposition 2.4. *The knit monoid D_n is generated by $3(n-1)$ elements, $\sigma_1, \dots, \sigma_{n-1}, \sigma_1^{-1}, \dots, \sigma_{n-1}^{-1}, \tau_1, \dots, \tau_{n-1}$ with the following relations:*

$$\sigma_i \sigma_i^{-1} = \sigma_i^{-1} \sigma_i = e, \quad (2.1)$$

$$\sigma_i \tau_i = \tau_i \sigma_i = \tau_i, \quad (2.2)$$

$$\sigma_i \tau_k = \tau_k \sigma_i, \quad (|i - k| > 1), \quad (2.3)$$

$$\tau_i \tau_k = \tau_k \tau_i, \quad (|i - k| > 1), \quad (2.4)$$

$$\sigma_i \sigma_k = \sigma_k \sigma_i, \quad (|i - k| > 1), \quad (2.5)$$

$$\sigma_i \sigma_j \sigma_i = \sigma_j \sigma_i \sigma_j, \quad (|i - j| = 1), \quad (2.6)$$

$$\sigma_i \sigma_j \tau_i = \tau_j \sigma_i \sigma_j, \quad (|i - j| = 1). \quad (2.7)$$

Here, $e \in D_n$ denotes the unit element represented by the trivial knit (trivial braid) $Q_n \times I$: D_n has the monoid presentation

$$\left\langle \begin{array}{l} \sigma_1, \dots, \sigma_{n-1}, \\ \sigma_1^{-1}, \dots, \sigma_{n-1}^{-1}, \\ \tau_1, \dots, \tau_{n-1} \end{array} \middle| \begin{array}{l} \sigma_i \sigma_i^{-1} = \sigma_i^{-1} \sigma_i = e, \quad \sigma_i \tau_i = \tau_i \sigma_i = \tau_i, \\ \sigma_i \sigma_k = \sigma_k \sigma_i, \quad \sigma_i \tau_k = \tau_k \sigma_i, \quad \tau_i \tau_k = \tau_k \tau_i \quad (|i - k| > 1), \\ \sigma_i \sigma_j \sigma_i = \sigma_j \sigma_i \sigma_j, \quad \sigma_i \sigma_j \tau_i = \tau_j \sigma_i \sigma_j \quad (|i - j| = 1) \end{array} \right\rangle_{\text{monoid}}.$$

Proof. We consider a singular braid, and we denote by $\hat{\sigma}_i$ the singular braid obtained from σ_i by changing the crossing to the self-intersection point. By changing $\hat{\sigma}_i$ to the hook pair τ_i , we see that the set of equivalence classes of singular n -braids is mapped onto that of n -knits. Hence, the monoid presentation of the singular n -braid monoid SB_n [1] induces the monoid generators and relations (2.1) and (2.3)–(2.7) of D_n . By deforming each pairing of a knit to one point by isotopies, we obtain a singular braid. This operation is unique up to the rotation of a hook around its pairing; so we have the monoid relation (2.2), and relations (2.1)–(2.7) generate the knit monoid D_n . \square

2.2. Knitted surfaces. Let S be a surface properly embedded in $D^2 \times B^2$. Let $\pi : D^2 \times B^2 \rightarrow B^2$ be the projection, and let $\pi|_S : S \rightarrow B^2$ be the restriction map of π . A point $a \in S$ is called a *fold singular point* of $\pi|_S$ if there exist local coordinates $(U; x, y)$ and $(V; s, t)$ around $a \in S$ and $\pi(a) \in B^2$, respectively, such that $a = (0, 0) \in U$, $V = \pi(U)$ and $\pi|_S(x, y) = (x, y^2)$ for any $(x, y) \in U$. We denote by $\text{Fold}(S)$ the set of fold singular points of $\pi|_S$. A point $a \in S$ is called a *branch point* of $\pi|_S$ if $\pi|_S$ sends $(x, y) \in U$ to $(x^2 - y^2, 2xy) \in V$ for appropriate coordinates $(U; x, y)$ and $(V; s, t)$ around $a = (0, 0) \in U$ and $\pi(a) \in V$.

Definition 2.5. Let S be a surface properly embedded in $D^2 \times B^2$. Let L be an orientable surface embedded in $D^2 \times B^2$ which intersects with S transversally. Then L is called a *pairing* of S if it satisfies the following.

- (1) The intersection $L \cap S$ satisfies $L \cap S = \partial L \cap \text{Fold}(S)$, which is a non-empty set, and $\partial L \setminus \text{Fold}(S)$ consists of simple open arcs in $D^2 \times \partial B^2$.
- (2) The restriction map $\pi|_L : L \rightarrow B^2$ has no critical points.

- (3) For each $a \in \text{Fold}(S)$, there exist local coordinates $(U; x, y)$ and $(V; s, t)$ around $a \in S$ and $\pi(a) \in B^2$, respectively, such that $a = (0, 0) \in U$, $V = \pi(U)$,

$$V = \begin{cases} \{(s, t) \mid -1 < s, t < 1\} & (\text{if } \pi(a) \notin \partial B^2) \\ \{(s, t) \mid 0 \leq s < 1, -1 < t < 1\} & (\text{if } \pi(a) \in \partial B^2) \end{cases}$$

and $\pi|_S(x, y) = (x, y^2)$ for any $(x, y) \in U$ and $\pi(L \cap U) = \{(s, t) \in V \mid t \leq 0\}$.

Definition 2.6. Let S be a surface properly embedded in $D^2 \times B^2$ with non-degenerate $\pi|_S$ such that the singular points consist of fold singular points and branch points. A *knit structure* on S is a set $\mathcal{L} = \{L_1, \dots, L_q\}$ of mutually disjoint pairings of S such that $(\cup \mathcal{L}) \cap (D^2 \times \{y_0\}) = \emptyset$, and each fold singular point is contained in one of $\cup \mathcal{L}$, where $\cup \mathcal{L} = L_1 \cup \dots \cup L_q$. When S satisfies $S \cap (D^2 \times \{y_0\}) = Q_n \times \{y_0\}$ and admits a knit structure \mathcal{L} , we call the pair (S, \mathcal{L}) a *knitted surface* of degree n . We remark that we include the case $\mathcal{L} = \emptyset$.

Definition 2.7. Two knitted surfaces (S_0, \mathcal{L}_0) and (S_1, \mathcal{L}_1) are said to be *equivalent* if there is an isotopy $\{\Phi_t\}_{t \in [0, 1]}$ of $D^2 \times B^2 \text{ rel } D^2 \times \{y_0\}$, carrying S_0 to S_1 such that $(S_t, \mathcal{L}_t) = (\Phi_t(S_0), \Phi_t(\mathcal{L}_0))$ is a knitted surface for any $t \in [0, 1]$.

We remark that a knitted surface (S, \emptyset) of degree n is a simple braided surface of degree n [4].

Remark 2.8. The notion of a knit was introduced by Murakami [16]. The original notion of a knit in $D^2 \times I$ is not equipped with a knit structure: two n -knits β and β' are defined to be equivalent if they are isotopic rel ∂ . With this equivalence, a knit is also called a *BMW tangle*, and the generators of the knit monoid generate the BMW (Birman-Murakami-Wenzl) algebra [2, 15]. Hence a knit (β, l) with a knit structure will be also called a *BMW tangle*, and a knitted surface will be also called a *BMW surface*.

3. DESCRIPTION OF SURFACES IN THE 4-BALL

In this section, we review basic tools to treat surfaces in 4-space [4, 5].

3.1. Band surgery of a tangle along a band set. Let β be a tangle in $D^2 \times I$. Let B be a 2-disk B in $D^2 \times I$ such that $B \cap \beta$ consists of a pair of intervals in ∂B . We call B a *band* attaching to β . The result of *band surgery* along B is the tangle $\text{Cl}((\beta \cup \partial B) \setminus \beta \cap B)$, denoted by $h(\beta; B)$. Here, since tangles are smoothly embedded, by a slight perturbation we assume that $h(\beta; B)$ is also smoothly embedded.

Let $\mathcal{B} = \{B_1, \dots, B_m\}$ be a set of mutually disjoint bands attaching to β . Then we denote by $h(\beta; \mathcal{B})$ the result of band surgery along bands of \mathcal{B} :

$$h(\beta, \mathcal{B}) = \text{Cl}((\beta \cup \partial(\cup \mathcal{B})) \setminus \beta \cap (\cup \mathcal{B})),$$

where $\cup \mathcal{B} = B_1 \cup B_2 \cup \dots \cup B_m$.

3.2. Horizontal product of surfaces. Let S be a surface properly embedded in $D^2 \times B^2$, and we denote $B^2 = I_3 \times I_4$, where $I_3 = I_4 = [0, 1]$. Let $p : D^2 \times I_3 \times I_4 \rightarrow D^2 \times I_3$ be the projection. We call the image by p of the intersection $S \cap (D^2 \times I_3 \times \{t\})$ ($t \in I_4$) the *slice* of S at t , denoted by $S_{[t]}$:

$$S_{[t]} = p(S \cap D^2 \times I_3 \times \{t\}).$$

We call t the I_4 -coordinate of the slice $S_{[t]}$.

Let S_1 and S_2 be surfaces properly embedded in $D^2 \times B^2$ satisfying $(S_1)_{[1]} = (S_2)_{[2]}$. The *horizontal product* of S_1 and S_2 , denoted by $S_1 \cdot S_2$, is the surface S given by

$$S_{[t]} = \begin{cases} (S_1)_{[2t]} & (0 \leq t \leq \frac{1}{2}), \\ (S_2)_{[2t-1]} & (\frac{1}{2} \leq t \leq 1). \end{cases}$$

For surfaces S_1, S_2, S_3 which admit the horizontal products $(S_1 \cdot S_2) \cdot S_3$ and $S_1 \cdot (S_2 \cdot S_3)$, the horizontal products are isotopic. In particular, when the surfaces are knitted surfaces of degree n , $(S_1 \cdot S_2) \cdot S_3$ and $S_1 \cdot (S_2 \cdot S_3)$ are equivalent knitted surfaces. We denote by $S_1 \cdot S_2 \cdots S_m$ a horizontal product of surfaces S_1, S_2, \dots, S_m .

3.3. Motion picture method. Let S be a surface properly embedded in $D^2 \times B^2$. We call a point in S a *saddle point* (respectively a *minimal/maximal point*) if it is a saddle point (respectively minimal/maximal point) of the function $\pi|_S : S \rightarrow I_4$, where $\pi : D^2 \times I_3 \times I_4 \rightarrow I_4$ is the projection. In this paper, we modify saddle points and minimal/maximal points of S into saddle bands and minimal/maximal disks, respectively; see [5, Section 8.4].

When we have an isotopy $\{\beta_t\}_{t \in I}$ of tangles in $D^2 \times I_3$, the union $\cup_{t \in I} (\beta_t \times \{t\})$ forms a properly embedded surface S in $D^2 \times I_3 \times I$ such that $S_{[t]} = \beta_t$ ($t \in I$). We call the constructed surface $S = \cup_{t \in I} (\beta_t \times \{t\})$ the *trace* of the isotopy of tangles $\{\beta_t\}_{t \in I}$. We also use the term ‘‘trace’’ for diagrams. The diagram of S is described as the trace of diagrams of slices of S .

When we describe S in $D^2 \times B^2$ by figures, we use the *motion picture method*. Let β_i ($i = 1, \dots, m$) be a subset of $D^2 \times I_3$. A *motion picture* is a finite sequence $\beta_0 \rightarrow \beta_1 \rightarrow \dots \rightarrow \beta_m$ consisting of the following sequences.

- (1) A sequence $\beta_{j-1} \rightarrow \beta_j$, where β_{j-1} and β_j are isotopic tangles in $D^2 \times I_3$. We often denote the sequence by $\beta_{j-1} \xrightarrow{\cong} \beta_j$.
- (2) A sequence $\beta_{j-1} \rightarrow \beta_j \rightarrow \beta_{j+1}$, where β_{j-1} and β_{j+1} are tangles, and

$$\beta_j = \beta_{j\pm 1} \cup (\cup \mathcal{B}) \cup \mathbf{D},$$

where \mathcal{B} is a band set attaching to $\beta_{j\pm 1}$ and \mathbf{D} is a union of mutually disjoint 2-disks such that the intersection $\mathbf{D} \cap \beta_{j\pm 1}$ consists of embedded circles in $\beta_{j\pm 1}$.

We define the surface presented by a motion picture, as follows. For the motion picture $\beta_{j-1} \rightarrow \beta_j$ of (1), let $\{\beta'_t\}_{t \in I}$ be an isotopy connecting β_{j-1} and β_j : $\beta'_0 = \beta_{j-1}$ and $\beta'_1 = \beta_j$. Then, we define a surface S presented by $\beta_{j-1} \rightarrow \beta_j$ as the trace of $\{\beta'_t\}_{t \in I}$:

$$S_{[t]} = \beta'_t, \quad (t \in I).$$

We remark that the presented surface is unique up to isotopy. When β_{j-1} and β_j are n -knits, we require that $\{\beta'_t\}_{t \in I}$ is an isotopy of n -knits; thus the presented surface is unique up to equivalence of knitted surfaces.

For the motion picture $\beta_{j-1} \rightarrow \beta_j \rightarrow \beta_{j+1}$ of (2), we define the surface presented by $\beta_{j-1} \rightarrow \beta_j \rightarrow \beta_{j+1}$ as the surface S given by:

$$S_{[t]} = \begin{cases} \beta_{j-1} & (0 \leq t < \frac{1}{2}), \\ \beta_j = \beta_{j\pm 1} \cup (\cup \mathcal{B}) \cup \mathbf{D}, & (t = \frac{1}{2}), \\ \beta_{j+1} & (\frac{1}{2} < t \leq 1). \end{cases}$$

For a motion picture $\beta_0 \rightarrow \beta_1 \rightarrow \cdots \rightarrow \beta_m$, we define the presented surface as a horizontal product of the surfaces presented by the sequences of (1) and (2).

Remark 3.1. We consider a motion picture $\beta_{j-1} \rightarrow \beta_j \rightarrow \beta_{j+1}$ of (2) such that β_j is as follows. We denote by S the surface presented by $\beta_{j-1} \rightarrow \beta_j \rightarrow \beta_{j+1}$.

(Around a saddle band) The case $\beta_j = \beta_{j\pm 1} \cup B$, where B is a band attaching to β_{j-1} . Then, B is a saddle band of S . The surface S is given by:

$$S_{[t]} = \begin{cases} \beta_{j-1} & (0 \leq t < \frac{1}{2}), \\ \beta_{j-1} \cup B & (t = \frac{1}{2}), \\ h(\beta_{j-1}; B) & (\frac{1}{2} < t \leq 1). \end{cases}$$

(Around a maximal disk) The slice β_j is the union of β_{j-1} and a disk bounded by a simple closed circle in β_{j-1} . In other words, the motion picture is given by the sequence $\beta_{j-1} \rightarrow \beta_{j-1} \cup D \rightarrow \beta_{j-1} \setminus \partial D$, where D is a maximal disk such that ∂D is a component of β_{j-1} :

$$S_{[t]} = \begin{cases} \beta_{j-1} & (0 \leq t < \frac{1}{2}), \\ \beta_{j-1} \cup D & (t = \frac{1}{2}), \\ \beta_{j-1} \setminus \partial D & (\frac{1}{2} < t \leq 1). \end{cases}$$

(Around a minimal disk) The slice β_j is the union of β_{j+1} and a disk bounded by a simple closed circle in β_{j+1} . In other words, the motion picture is given by the sequence $\beta_{j-2} \rightarrow \beta_{j-2} \cup d \rightarrow \beta_{j-2} \cup \partial d$, where d is a minimal disk such that ∂d is a component of β_{j+1} :

$$S_{[t]} = \begin{cases} \beta_{j-1} & (0 \leq t < \frac{1}{2}), \\ \beta_{j-1} \cup d & (t = \frac{1}{2}), \\ \beta_{j-1} \cup \partial d & (\frac{1}{2} < t \leq 1). \end{cases}$$

In this paper, for slices, we treat knits with/without bands and disks, and we describe geometric knits by words in the knit monoid.

3.4. Cell moves. Let S be an n -manifold embedded in \mathbb{R}^{n+2} . Let C be a $(n+1)$ -ball in \mathbb{R}^{n+2} such that $S \cap \partial C$ is an n -disk in S . We call S an n -cell. Let S' be an n -manifold in \mathbb{R}^{n+2} given by

$$S' = \text{Cl}((S \cup \partial C) \setminus (S \cap \partial C)).$$

Here, since we treat smoothly embedded surfaces, by a slight perturbation we assume that S' is also smoothly embedded. The n -manifolds S and S'

are isotopic. We say that S' is obtained from S by an n -cell move along C . In this paper, we treat the case $n = 1$ and 2: 2-cell moves and 3-cell moves.

4. NORMAL FORM AND BMW CHART DESCRIPTION

In this section, we give a normal form of a knitted surface and of degree n (Proposition 4.3), and a BMW chart of degree n (Definition 4.5). A BMW chart contains two types of vertices: σ -vertices, which are vertices of a chart of a 2-dimensional braid, and newly added vertices. We use an argument similar to the case of 2-dimensional braids [5, 6, 7]. We modify the saddle points and minimal/maximal points of knitted surfaces into saddle bands and minimal/maximal disks, respectively. Let n be a positive integer. We denote by a word in the knit monoid a geometric knit, that is a representative of the isotopy class associated with the word, and we denote by e the trivial knit $Q_n \times I$.

Definition 4.1. We call the following sequences of n -knits *elementary transformations* of n -knits, where $\beta \leftrightarrow \beta'$ denotes the sequences $\beta \rightarrow \beta'$ and $\beta' \rightarrow \beta$:

$$(1) e \leftrightarrow \sigma_i^\epsilon, \quad (4.1)$$

$$e \leftrightarrow \tau_i, \quad (4.2)$$

$$(2) \tau_i \tau_i \leftrightarrow \tau_i, \quad (4.3)$$

$$(3) \tau_i \leftrightarrow \sigma_i \tau_i, \quad (4.4)$$

$$\tau_i \leftrightarrow \tau_i \sigma_i, \quad (4.5)$$

$$(4) \sigma_i \sigma_i^{-1} \leftrightarrow e, \quad \sigma_i^{-1} \sigma_i \leftrightarrow e, \quad (4.6)$$

$$\sigma_i \sigma_j \leftrightarrow \sigma_j \sigma_i \quad (|i - j| > 1), \quad (4.7)$$

$$\sigma_i \tau_j \leftrightarrow \tau_j \sigma_i \quad (|i - j| > 1), \quad (4.8)$$

$$\tau_i \tau_j \leftrightarrow \tau_j \tau_i \quad (|i - j| > 1), \quad (4.9)$$

$$\sigma_i \sigma_j \sigma_i \leftrightarrow \sigma_j \sigma_i \sigma_j \quad (|i - j| = 1), \quad (4.10)$$

$$\sigma_i \sigma_j \tau_i \leftrightarrow \tau_j \sigma_i \sigma_j \quad (|i - j| = 1), \quad (4.11)$$

where $\epsilon \in \{+1, -1\}$, $i, j \in \{1, \dots, n-1\}$.

We define the surface S presented by an elementary transformation, as follows. We denote by $\beta \leftrightarrow \beta'$ the elementary transformation.

$$(1) e \leftrightarrow \sigma_i^\epsilon, e \leftrightarrow \tau_i.$$

The surface S is the surface presented by the motion picture $\beta \rightarrow \beta \cup B \rightarrow h(\beta; B)$, where B is a band; see Figure 2. For the case $e \leftrightarrow \sigma_i^\epsilon$, B corresponds to the crossing σ_i^ϵ , and for the case $e \leftrightarrow \tau_i$, B is a band which connects the i th and $(i+1)$ th strings of e .

The motion pictures presenting (4.1)–(4.2) for $\epsilon = +1$ is as in Figure 2. For the case $\epsilon = -1$, the motion pictures are obtained as the mirror image of Figure 2, with respect to $D^2 \times \{1/2\}$.

$$(2) \tau_i \tau_i \leftrightarrow \tau_i.$$

The surface S is the surface presented by the motion picture $\tau_i \tau_i \rightarrow \tau_i \cup D \rightarrow \tau_i$, where D is a disk such that ∂D is the embedded circle in $\tau_i \tau_i$; see Figure 3.

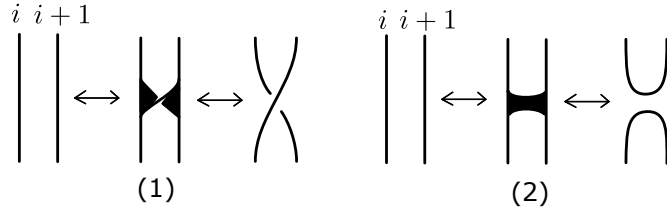


FIGURE 2. The motion pictures of the knitted surfaces presented by (1) $e \leftrightarrow \sigma_i$ and (2) $e \leftrightarrow \tau_i$.

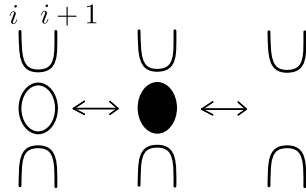


FIGURE 3. The motion picture of the knitted surface presented by $\tau_i \tau_i \leftrightarrow \tau_i$, where we omit the j th strings for $j \neq i, i + 1$.

- (3) $\tau_i \leftrightarrow \sigma_i \tau_i$, $\tau_i \leftrightarrow \tau_i \sigma_i$.

The surface S is a surface presented by the motion picture $\beta \xrightarrow{\cong} \beta'$ such that the diagrams of slices $\{S_{[t]}\}$ are associated with a Reidemeister move of type I.

- (4) These transformations are relations of the knit monoid D_n (Proposition 2.4). The surface S is a surface presented by the motion picture $\beta \xrightarrow{\cong} \beta'$ which satisfies the following.

(4a) $\sigma_i \sigma_i^{-1} \leftrightarrow e$, $\sigma_i^{-1} \sigma_i \leftrightarrow e$.

The diagrams of slices $\{S_{[t]}\}$ are associated with a Reidemeister move of type II. The motion picture presenting (4.6) for $\epsilon = +1$ is as in Figure 4.

(4b) $\sigma_i \sigma_j \leftrightarrow \sigma_j \sigma_i$, $\sigma_i \tau_j \leftrightarrow \tau_j \sigma_i$, $\tau_i \tau_j \leftrightarrow \tau_j \tau_i$ ($|i - j| > 1$).

The motion pictures presenting (4.7)–(4.9) are as in Figure 5. The diagrams of $\{S_{[t]}\}_{t \in I}$ are related by an ambient isotopy of the plane. At $t = 1/2$, the slice $S_{[1/2]}$ is not presented by a word in the knit monoid D_n , while other slices are presented by words in D_n .

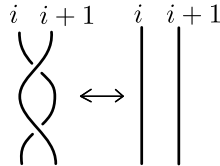


FIGURE 4. A Reidemeister move of type II presented by $\sigma_i \sigma_i^{-1} \leftrightarrow e$, where we omit the j th strings for $j \neq i, i + 1$.

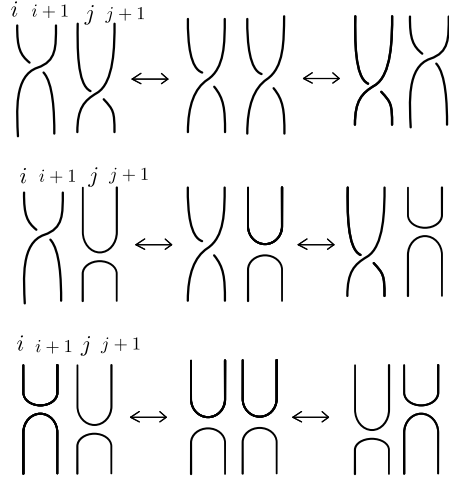


FIGURE 5. Motion pictures of knitted surfaces presented by $\sigma_i \sigma_j \leftrightarrow \sigma_j \sigma_i$ (top figure), $\sigma_i \tau_j \leftrightarrow \tau_j \sigma_i$ (lower left figure) and $\tau_i \tau_j \leftrightarrow \tau_j \tau_i$ (lower right figure), $|i - j| > 1$, where $i < j$ and we omit the k th strings for $k \neq i, i + 1, j, j + 1$.

$$(4c) \quad \sigma_i \sigma_j \sigma_i \leftrightarrow \sigma_j \sigma_i \sigma_j, \quad \sigma_i \sigma_j \tau_i \leftrightarrow \tau_j \sigma_i \sigma_j \quad (|i - j| = 1).$$

The diagrams of slices $\{S_{[t]}\}$ are associated with a Reidemeister move of type III (respectively two Reidemeister moves of type II) for the first case (respectively the second case). For (4.10), the diagram of the knitted surface (or the braided surface) contains a triple point. The motion picture presenting the first case (4.10) for $\epsilon = +1$ and $j = i + 1$ is as in Figure 6.

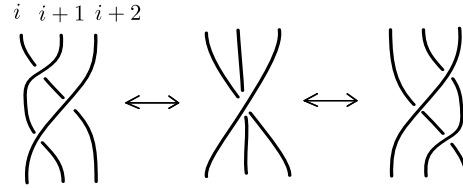


FIGURE 6. A Reidemeister move of type III presented by $\sigma_i \sigma_j \sigma_i \leftrightarrow \sigma_j \sigma_i \sigma_j$ ($|i - j| = 1$), for $j = i + 1$, where we omit the k th strings for $k \neq i, i + 1, i + 2$.

Given an elementary transformation $\beta \rightarrow \beta'$ of n -knits, the surface presented by $\beta \rightarrow \beta'$ is a knitted surface of degree n , which will be called an *elementary knitted surface*.

Definition 4.2. A knitted surface S of degree n is said to be in a *normal form* if it is a horizontal product of elementary knitted surfaces.

Namely, knitted surface S of degree n is in a normal form if there exists a partition $0 = t_0 < t_1 < \dots < t_m = 1$ for some m such that for slices $\beta_j = S_{[t_j]} = p(S \cap (D^2 \times I_3 \times \{t_j\}))$, we have the following.

- (1) Each slice β_j is an n -knit ($j = 0, \dots, m$).
- (2) Each sequence $\beta_{j-1} \rightarrow \beta_j$ is an elementary transformation, and $S \cap [t_{j-1}, t_j]$ is a surface presented by $\beta_{j-1} \rightarrow \beta_j$ ($j = 1, \dots, m$).

Proposition 4.3. *Every knitted surface is equivalent to a knitted surface in a normal form.*

Proof. Let S be a knitted surface. By equivalence, we deform S so that the pairings are sufficiently thin, and the resulting surface, also denoted by S , satisfies the condition as follows: there exists a set J of finite number of inner points in I_4 such that for any $s \in J$, each slice $S_{[s]}$ is described by one of the followings.

- (1) The union of a knit and a sufficiently small attaching band (respectively disk), that is a saddle band (respectively a minimal/maximal disk).
- (2) The union of a knit and a sufficiently small attaching band that contains the preimage of a branch point.

For any interval $[t, t']$ of $\text{Cl}(I_4 \setminus N(J))$, the diagrams of $S_{[t]}$ and $S_{[t']}$ are related by a finite sequence of Reidemeister moves of types I, II and III and ambient isotopies of the plane. Divide $[0, 1]$ into subintervals $[t_{j-1}, t_j]$ with $0 = t_0 < t_1 < \dots < t_m = 1$ such that we have the followings.

- (3) Each $s \in J$ is the middle point of some $[t_{j-1}, t_j]$.
- (4) For each interval $[t_{j-1}, t_j]$ that does not contain elements of J , we have one of the followings.
 - (4a) The diagrams of β_{j-1} and β_j are related by a Reidemeister move.
 - (4b) The diagrams of β_{j-1} and β_j are related by an ambient isotopy of the plane that changes words of the knit.

Here, $\beta_j = S_{[t_j]} = p(S \cap (D^2 \times I_3 \times \{t_j\}))$. From now on, we consider the case of $\beta_{j-1} \neq \beta_j$. For Case (4b), since the ambient isotopy keeps the slices in the form of knits, this is described by a sequence consisting of exchange of two letters: $w_i w_j \leftrightarrow w_j w_i$ ($w_i \in \{\sigma_i, \sigma_i^{-1}, \tau_i \mid i = 1, \dots, n-1\}$) with $|i-j| > 1$. We divide $[t_{j-1}, t_j]$ into subintervals and denote the resulting division by the same notation so that we have (3), and one of either (4a) or (4b') as follows.

- (4b') The diagrams of β_{j-1} and β_j are related by one of the following: (4.7)–(4.9) in Definition 4.1 and (4.16)–(4.17) in Lemma 4.4.

Let B be a band attaching to τ_i such that $h(\tau_i; B) = \sigma_i^\epsilon$, where $\epsilon \in \{+1, -1\}$. We define the knitted surface presented by

$$\tau_i \leftrightarrow \sigma_i^\epsilon \quad (\epsilon \in \{+1, -1\}). \quad (4.12)$$

as the surface given by the motion picture $\tau_i \rightarrow \tau_i \cup B \rightarrow e$ or $e \rightarrow \tau_i \cup B \rightarrow \tau_i$.

For $[t_{j-1}, t_j]$ that contains an element $s \in J$, if the slice at s contains a saddle band or a disk containing the preimage of a branch point, since such bands and disks are sufficiently small, β_j is obtained from β_{j-1} by band surgery associated with (4.1), (4.2), or (4.12). The knitted surface presented by (4.12) is equivalent to the knitted surface presented by

$$\tau_i \rightarrow \sigma_i^\epsilon \tau_i \rightarrow \sigma_i^\epsilon, \text{ or } \sigma_i^\epsilon \rightarrow \sigma_i^\epsilon \tau_i \rightarrow \tau_i, \quad (4.13)$$

which is a combination of (4.2) and (4.15). The equivalence is shown by considering an isotopy of knitted surfaces that carries the band of (4.12) to the band of $\tau_i \leftrightarrow \sigma_i^\epsilon \tau_i$ of (4.13). If the slice at t contains a minimal/maximal disk, since such a disk is sufficiently small, β_j is obtained from β_{j-1} by pasting a disk at $(t_{j-1} + t_j)/2$ as described by (4.3). For $[t_{j-1}, t_j]$ that satisfies (4a), we have the following cases.

- (Case 1) A Reidemeister move is of type I. Since we must keep slices in the form of knits, this is presented by (4.14)–(4.15) in Lemma 4.4. By Lemma 4.4, it is presented by a sequence consisting of (4.6) and (4.4)–(4.5).
- (Case 2) A Reidemeister move is of type II. In this case, we have (4.6).
- (Case 3) A Reidemeister move is of type III. In this case, the move is one of (4.18)–(4.20) in Lemma 4.4. By Lemma 4.4, it is presented by a sequence consisting of (4.6)–(4.11).

For $[t_{j-1}, t_j]$ that satisfies (4b'), by Lemma 4.4, this is presented by a sequence consisting of (4.6) and (4.7)–(4.9).

Thus, by taking a division of $[t_{j-1}, t_j]$ into subintervals and denoting the resulting division of $I_4 = [0, 1]$ by the same notation $0 = t_0 < t_1 \cdots < t_m = 1$, we have S in a normal form. \square

Lemma 4.4. *The Reidemeister moves presented by (4.14), (4.15), (4.16), (4.17), (4.18)–(4.19), and (4.20), as follow, are realized by the moves (4.6) and the corresponding (4.4), (4.5), (4.7), (4.8), (4.10) and (4.11) in Proposition 4.3, respectively:*

$$\tau_i \leftrightarrow \sigma_i^\epsilon \tau_i, \quad (4.14)$$

$$\tau_i \leftrightarrow \tau_i \sigma_i^\epsilon, \quad (4.15)$$

$$\sigma_i^\epsilon \sigma_j^\delta \leftrightarrow \sigma_j^\delta \sigma_i^\epsilon \quad (|i - j| > 1), \quad (4.16)$$

$$\sigma_i^\epsilon \tau_j \leftrightarrow \tau_j \sigma_i^\epsilon \quad (|i - j| > 1), \quad (4.17)$$

$$\sigma_i^\epsilon \sigma_j^\epsilon \sigma_i^\epsilon \leftrightarrow \sigma_j^\epsilon \sigma_i^\epsilon \sigma_j^\epsilon \quad (|i - j| = 1), \quad (4.18)$$

$$\sigma_i^\epsilon \sigma_j^\epsilon \sigma_i^{-\epsilon} \leftrightarrow \sigma_j^{-\epsilon} \sigma_i^\epsilon \sigma_j^\epsilon \quad (|i - j| = 1), \quad (4.19)$$

$$\sigma_i^\epsilon \sigma_j^\epsilon \tau_i \leftrightarrow \tau_j \sigma_i^\epsilon \sigma_j^\epsilon \quad (|i - j| = 1), \quad (4.20)$$

where $\epsilon, \delta \in \{+1, -1\}$, $i, j \in \{1, \dots, n-1\}$.

Proof. We have

$$\begin{aligned} \sigma_i^{-1} \sigma_j^{-1} \tau_i &\leftrightarrow \sigma_i^{-1} \sigma_j^{-1} \tau_i (\sigma_j \sigma_i \sigma_i^{-1} \sigma_j^{-1}) \\ &= \sigma_i^{-1} \sigma_j^{-1} (\tau_i \sigma_j \sigma_i) \sigma_i^{-1} \sigma_j^{-1} \\ &\leftrightarrow \sigma_i^{-1} \sigma_j^{-1} (\sigma_j \sigma_i \tau_j) \sigma_i^{-1} \sigma_j^{-1} \\ &= (\sigma_i^{-1} \sigma_j^{-1} \sigma_j \sigma_i) \tau_j \sigma_i^{-1} \sigma_j^{-1} \\ &\leftrightarrow \tau_j \sigma_i^{-1} \sigma_j^{-1}; \end{aligned}$$

hence we have (4.20). The other cases can be shown similarly; see [17, Lemma 5.3] for a detailed proof. \square

Definition 4.5. Let Γ be a finite graph in B^2 . Then, Γ is a *BMW chart* of degree n , or simply a *chart* of degree n , if it satisfies the following conditions.

- (1) The intersection $\Gamma \cap \partial B^2$ consists of a finite number of endpoints of edges of Γ meeting ∂B^2 orthogonally. Though they are vertices of degree one, we call elements of $\Gamma \cap \partial B^2$ *boundary points*, and we call only a vertex in $\text{Int}(B^2)$ a *vertex of Γ* .
- (2) Each edge is equipped with a label in $\{1, \dots, n-1\}$ and moreover, each edge is either oriented or unoriented. We call an edge with an orientation (respectively without an orientation) a σ -edge (respectively τ -edge).
- (3) Each vertex is of degree 1, 3, 4 or 6 as follows; see Figure 7.
 - (i) A vertex of degree one such that the vertex is connected with an edge which has a label i for some $i \in \{1, \dots, n-1\}$ and equipped with/without an orientation. We call it a *black vertex*. We depict a black vertex by a small disk, and if it is connected with a σ -edge (respectively τ -edge), that is, if it has (respectively does not have) an orientation, then we call it a *black σ -vertex* (respectively a *black τ -vertex*).
 - (ii) A vertex of degree 3 such that around the vertex, the three edges have the label i for some $i \in \{1, \dots, n-1\}$ and either all of three edges are unoriented or one of three edges is oriented. We call it a *trivalent τ -vertex* or a *mixed trivalent vertex*, respectively, and we call both types a *trivalent vertex*.
 - (iii) A vertex of degree 4 such that around the vertex, each pair of diagonal edges has the same label in $\{1, \dots, n-1\}$, and each pair has a coherent orientation or does not have an orientation, and the labels of the two pairs, i and j , satisfy $|i-j| > 1$. We call the vertex a *crossing*; in particular, we call the vertex consisting of σ -edges (respectively τ -edges) a *σ -crossing* (respectively a *τ -crossing*).
 - (iv) A vertex of degree 6 such that around the vertex, the six edges have labels i and j alternately clockwise ($i, j \in \{1, \dots, n-1\}$), such that $|i-j| = 1$. And three consecutive edges (respectively the first and the second edges) have an orientation toward the vertex and the other consecutive edges (respectively the 4th and the 5th edges) have an orientation from the vertex. We depict the vertex by a small circle. We call the vertex a *white vertex*; in particular, we call the vertex consisting of σ -edges a *white σ -vertex*.

Definition 4.6. For a chart Γ in B^2 , a *height function* is a surjective continuous map $\phi : B^2 \rightarrow [0, 1]$ satisfying the following conditions.

- (1) For any $t \in [0, 1]$, the preimage $\phi^{-1}(t)$ is homeomorphic to I .
- (2) For any $t \in [0, 1]$, $\Gamma \cap \phi^{-1}(t)$ consists of a finite number of points.

Further, we call a height function ϕ a *good height function* if it satisfies the following condition.

- (3) For any vertex v of Γ and for a sufficiently small $\epsilon > 0$,

$$|\#(\Gamma \cap N_{t+\epsilon/2}) - \#(\Gamma \cap N_{t-\epsilon/2})| \leq 1,$$

where $t = \phi(v)$ and $N_s = \phi^{-1}(s) \cap N$ for an ϵ -neighborhood N of v .

Claim 4.7. For a chart Γ in B^2 , there exists a height function.

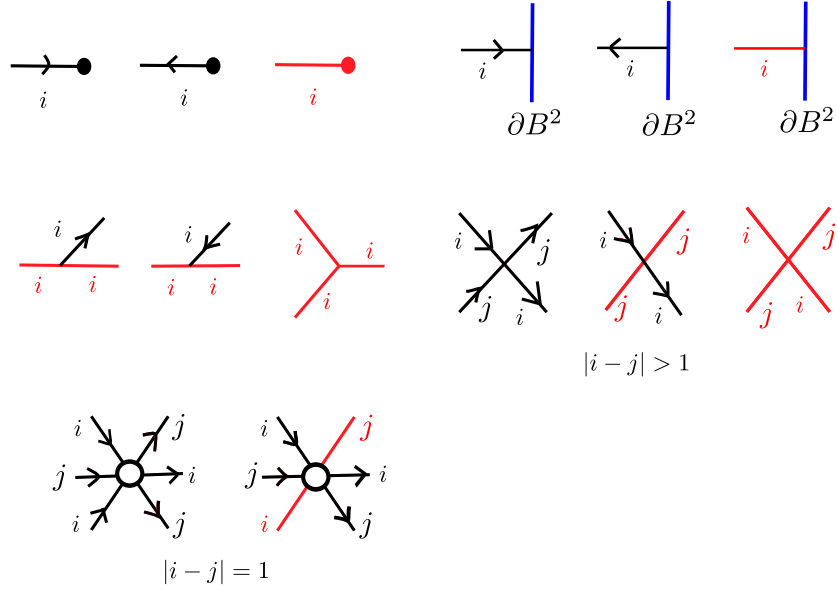


FIGURE 7. Vertices of a BMW chart.

For a chart Γ , we construct a surface $S(\Gamma)$ using a height function ϕ as in Section 5.2. We remark that a knitted surface in a normal form is $S(\Gamma)$ that is constructed from a chart Γ and a good height function $\phi : I_3 \times I_4 \rightarrow I_4$, where ϕ is given by the projection to the second factor.

From a knitted surface of degree n , we obtain a BMW chart of degree n (Section 5.1), and from a given BMW chart Γ , we give a method to construct a surface $S(\Gamma)$ (Section 5.2).

Theorem 4.8. *A knitted surface has a BMW chart description. More precisely, for a knitted surface S , there exists a BMW chart Γ such that $S(\Gamma)$ is a knitted surface and S and $S(\Gamma)$ are equivalent.*

Remark 4.9. Knitted surfaces include the surfaces isotopic to the following:

- (1) The surface presented by

$$\tau_i \leftrightarrow \sigma_i^\epsilon, \quad (4.21)$$

where one is obtained from the other by attaching a band and where $\epsilon \in \{+1, -1\}$, $i \in \{1, \dots, n-1\}$.

- (2) The surface presented by the following:

$$\tau_i \tau_j \tau_i \leftrightarrow \tau_i \quad (4.22)$$

$$\tau_i \sigma_j^\epsilon \tau_i \leftrightarrow \tau_i \quad (4.23)$$

$$\sigma_i^\epsilon \sigma_j^\epsilon \tau_i \leftrightarrow \tau_j \tau_i \quad (4.24)$$

$$\tau_i \tau_j \tau_i \leftrightarrow \tau_i \sigma_j^\epsilon \tau_i, \quad (4.25)$$

where one is obtained from the other by an isotopy of $D^2 \times I_3$ rel ∂ and $|i-j| = 1$, $\epsilon \in \{+1, -1\}$, $i, j \in \{1, \dots, n-1\}$.

The surface (4.25) is a combination of (4.22) and (4.23). It suffices to see that the surfaces (4.21)–(4.24), (1)–(4) as in Figure 8, are isotopic to the knitted surfaces presented by charts (1)–(4) in Figure 9, respectively.

The knitted surface presented by the chart (1) in Figure 9 is as in Figure 10. By an isotopy, we can deform the band to a twisted band as in (1) in Figure 8, hence the knitted surface is isotopic to the surface (4.21). The knitted surface presented by the chart (2) in Figure 9 is as in the upper surface in Figure 11. By a 3-cell move, we see that the surface is isotopic to the lower surface in Figure 11; hence it is isotopic to the surface (4.22). The case for the surface (3) is shown by a similar way to the surface (2). The knitted surface presented by the chart (4) in Figure 9 is as in Figure 12, that is isotopic to the surface (4.24).

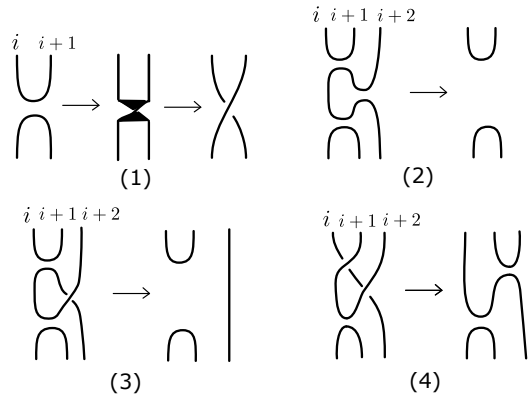


FIGURE 8. The surfaces in Remark 4.9, where $i < j$ and $\epsilon = +1$, and we omit the k th strings for $k \neq i, i + 1$ or $k \neq i, j, j + 1$.

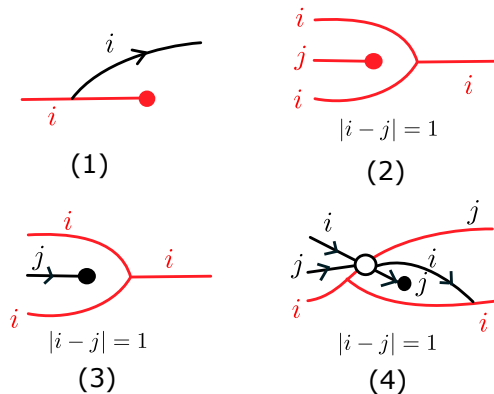


FIGURE 9. BMW charts presenting the surfaces in Remark 4.9, where $\epsilon = +1$.

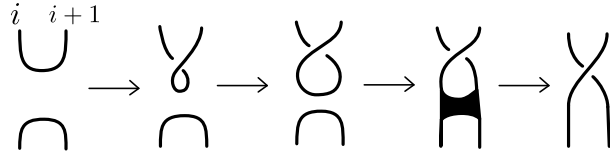


FIGURE 10. The knitted surface presented by the chart (1) in Figure 9, where we omit the k th strings for $k \neq i, i + 1$.

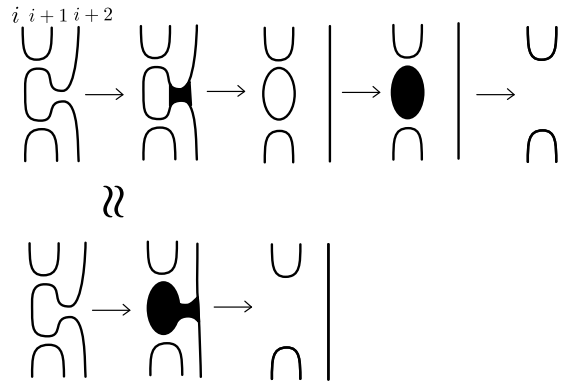


FIGURE 11. The knitted surface presented by the chart (2) in Figure 9, where $i < j$ and we omit the k th strings for $k \neq i, j, j + 1$.

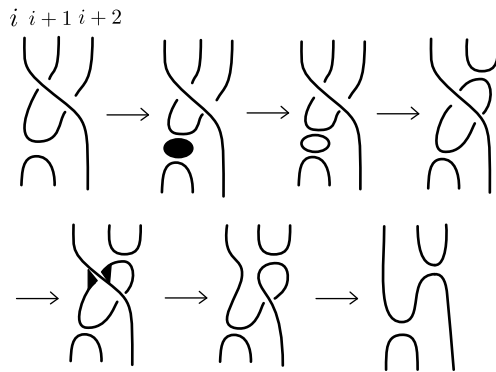


FIGURE 12. The knitted surface presented by the chart (4) in Figure 9, where $i < j$ and we omit the k th strings for $k \neq i, j, j + 1$.

5. PROOF OF THEOREM 4.8

5.1. From a knitted surface to a BMW chart. Let S be a knitted surface of degree n in $D^2 \times I_3 \times I_4$. Let $\phi : D^2 \rightarrow [0, 1]$ be a good height function. We identify ϕ with the projection $I_3 \times I_4 \rightarrow I_4$.

We obtain a BMW chart Γ in $I_3 \times I_4$ from S as follows. By equivalence, we may assume that S is in a normal form. Namely, there exists a partition $0 = t_0 < t_1 < \dots < t_m = 1$ satisfying the conditions of Definition 4.2. For each $j \in \{0, \dots, m\}$, let $w_1 w_2 \dots w_{n_j}$ be the word of β_j ($w_k \in \{\sigma_i, \sigma_i^{-1}, \tau_i \mid i = 1, \dots, n-1\}$). Take n_j points in $I_3 \times \{t_j\}$ and assign i to the k th point with respect to the orientation of I_3 , where i is the index of w_k , that is, w_k is one of $\sigma_i, \sigma_i^{-1}, \tau_i$. Then, we connect the points in $I_3 \times \{t_{j-1}\}$ and $I_3 \times \{t_j\}$ by arcs and vertices in $I_3 \times [t_{j-1}, t_j]$ in such a way as follows, where $j = 1, \dots, m-1$. We connect the points that do not concern (4.1)–(4.9) by mutually disjoint parallel arcs, and those concerning (4.1)–(4.3), (4.10)–(4.9) by arcs connected with a vertex in $I_3 \times \{(t_{j-1} + t_j)/2\}$. Now, the points concerning (4.6) are a pair of points in $I_3 \times \{t_{j-1}\}$ or $I_3 \times \{t_j\}$; and we connect the pair of points by a simple arc. By regarding the points in $I_3 \times \{t_j\}$ ($j = 1, \dots, m-1$) as inner points of edges, we obtain a graph. Assign each edge with the label of the belonging points, and moreover, if the point in $I_3 \times \{t_j\}$ comes from a letter σ_i (respectively σ_i^{-1}) in β_j , then assign the edge with an orientation coherent with that of I_4 (respectively opposite to that of I_4). Then, by depicting vertices as those of a BMW chart, we have a BMW chart of degree n .

Remark 5.1. Let $D^2 = I_1 \times I_2$ ($I_1 = I_2 = I$) and let $\pi : D^2 \times B^2 \rightarrow I_2 \times B^2$ be a regular projection and let $\pi(S)$ be the diagram of S . Then, a double point curve of $\pi(S)$ is projected by the projection $\pi' : I_2 \times B^2 \rightarrow B^2$ to an edge of Γ with an orientation. A triple point of $\pi(S)$ is projected by π' to a white σ -vertex, and a branch point of $\pi(S)$ is projected to a black σ -vertex or a mixed trivalent vertex.

5.2. From a BMW chart Γ to the surface $S(\Gamma)$ presented by Γ . Given a BMW chart Γ of degree n in B^2 , we construct the surface S , denoted by $S(\Gamma)$. We take a height function $\phi : B^2 \rightarrow [0, 1]$ of Γ .

For $t \in [0, 1]$, $\Gamma \cap \phi^{-1}(t)$ consists of a finite number of points such that either

- (1) the intersection $\Gamma \cap \phi^{-1}(t)$ consists of transverse intersection points of edges of Γ and $\phi^{-1}(t)$, or
- (2) the intersection $\Gamma \cap \phi^{-1}(t)$ consists of vertices, critical points of $\phi|_\Gamma$, and transverse intersection points of edges of Γ and $\phi^{-1}(t)$.

We remark that we regard boundary points of Γ in ∂B^2 as transverse intersection points of edges of Γ and ∂B^2 .

For Case (1), we take a knit β_t presented by $w_1 w_2 \dots w_m$, where m is the number of points of $\Gamma \cap \phi^{-1}(t)$, and $w_k = \sigma_i$ (respectively σ_i^{-1}) if the k th point with respect to the direction of $\phi^{-1}(t)$ is a point of an oriented edge with the label i and an orientation that is coherent to the normal vector to $\phi^{-1}(t)$ (respectively an orientation opposite to the normal vector to $\phi^{-1}(t)$), and $w_k = \tau_i$ if the k th point is a point of an unoriented edge with the label i ($k = 1, \dots, m$). We take the knit β_t as the slice $S \cap (D^2 \times \phi^{-1}(t))$. Further, we arrange so that a crossing of β_t is projected to the corresponding point of Γ by the projection to B^2 , and the pairing l of a hook pair is sufficiently small and the middle point of l is projected to the corresponding point of Γ by the projection to B^2 .

Case (2) occurs for a finite number of t . So using slices near $S \cap (D^2 \times \phi^{-1}(t))$, we construct an embedded surface.

Thus we have the surface S in $D^2 \times B^2$ presented by a chart Γ . By construction, the surface S is a knitted surface whose chart is Γ .

5.3. From the surface $S(\Gamma)$ to a knitted surface in a normal form.

For a chart Γ , we take a height function ϕ . We identify ϕ with the projection $I_3 \times I_4 \rightarrow I_4$. By modifying ϕ if necessary, we assume that $S(\Gamma)$ satisfies the condition of a normal form except for the surface presented by $\tau_i \tau_i \leftrightarrow e$.

Let Γ' be a chart obtained from Γ by exchanging each arc as in the left figure of Figure 13 (or its mirror image where we put the mirror in a vertical position) to a subgraph (or its mirror image) as in the right figure of Figure 13, where, in Figure 13, the horizontal direction is the I_4 direction. The graph as in the right figure of Figure 13 consists of a pair of arcs c_1, c_2 and one edge c_3 such that c_3 is connected with a vertex of degree one and c_1, c_2, c_3 are connected with a vertex of degree three. Then, the surface S' constructed from Γ' is a knitted surface in a normal form: thus S' is a knitted surface whose chart Γ' presents S' . By Proposition 5.2, the surface S in question is equivalent to S' . Thus, the surface $S(\Gamma)$ constructed from any chart Γ is equivalent to a knitted surface in a normal form, and hence $S(\Gamma)$ is a knitted surface.

Proposition 5.2. *The surfaces presented by the BMW charts of degree n as in the left figure and the right figure of Figure 13 are equivalent.*

From a cylinder $D^2 \times I$, we obtain a solid torus $D^2 \times S^1$ by identifying $D^2 \times \{0\}$ and $D^2 \times \{1\}$. We denote the map $D^2 \times I \rightarrow D^2 \times S^1$ by f . For a knit β in $D^2 \times I$, the closure of β in $D^2 \times S^1$ is the image $f(\beta)$.

Proof of Proposition 5.2. We denote by N the disk in which BMW charts are drawn. The surface S presented by the chart as in the left figure in Figure 13 is the one as depicted in the middle figure of Figure 14, that is obtained by deforming the surface whose slices are τ_i as in the left figure in Figure 14 by an ambient isotopy of $D^2 \times N$ induced from that of N . The surface S consists of a pair of disks whose boundaries are the closure of the knit $\tau_i \tau_i$ in the solid torus $D^2 \times \partial N$, where we ignore other components coming from the j th strings for $j \neq i, i+1$. This surface S is related with the surface S' as in the right figure of Figure 14 by an isotopy of surfaces. Hence, S is equivalent to S' , that is the knitted surface presented by the chart as in the right figure of Figure 13. Hence we have the required result. \square

Proof of Theorem 4.8. By the argument in Sections 5.1–5.3, we have the required result. \square

6. PROOF OF THEOREM 6.1

In this section, we show the following theorem:

Theorem 6.1. *Every compact surface with non-empty boundaries properly embedded in $D^2 \times B^2$ is isotopic to some knitted surface.*

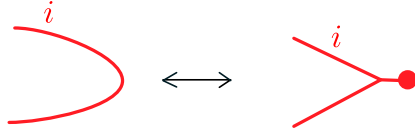


FIGURE 13. Charts of degree n whose associated surfaces are equivalent, where $i \in \{1, \dots, n-1\}$ and we omit the 2-disks in which the charts are drawn.

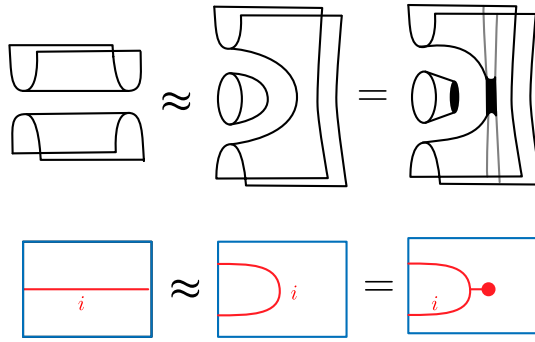


FIGURE 14. The surfaces presented by charts in Figure 13 are equivalent, where we omit other components coming from the j th strings for $j \neq i, i+1$.

The proof of Theorem 6.1 is similar to the proof of [19, Theorem 1.1]. For a set $\mathbf{X} = \{X_1, \dots, X_m\}$, we denote by $\cup \mathbf{X}$ the union of elements $X_1 \cup X_2 \cup \dots \cup X_m$.

6.1. The plat closure of braids, Hilden subgroup, and adequate braids. In this subsection, we recall the notions of the plat closure of braids. An n -braid is an n -knit whose knit structure is the empty set.

A *wicket* is a semi-circle ω properly embedded in $D^2 \times I$ such that ω meets $D^2 \times \{0\}$ orthogonally. A *configuration of n wickets* is a set of mutually disjoint n wickets. We denote by \mathcal{W}_n the set of configurations of n wickets. Let ω_0 be a configuration of n wickets such that $\partial(\cup \omega_0) = Q_{2n} \times \{0\}$ and $\{q_{2i-1}\} \times \{0\}$ and $\{q_{2i}\} \times \{0\}$ are the boundary points of the same component of ω_0 for each $i \in \{1, \dots, n\}$, where $\cup \omega_0$ denotes the union of wickets of ω_0 . Let $\omega_0^* \subset D^2 \times I$ be the mirror image of ω_0 with respect to $D^2 \times \{1/2\}$. We remark that $\cup \omega_0$ and $\cup \omega_0^*$ are disjoint and $(\cup \omega_0) \cup (\cup \omega_0^*)$ represents a $2n$ -knit $\tau = \tau_1 \tau_3 \dots \tau_{2n-1}$. For a $2n$ -braid β , the *plat closure* of β , denoted by $\text{pcl}(\beta)$, is the link in \mathbb{R}^3 in the form of the product $\cup \omega_0^* \cdot \beta \cdot \cup \omega_0 \subset D^2 \times I \subset \mathbb{R}^3$, where the product is defined similarly to the product of braids; see Figure 15.

For a loop $f : (I, \partial I) \rightarrow (\mathcal{W}_n, \omega_0)$, we define the $2n$ -braid β_f by $\beta_f = \bigcup_{t \in I} \pi(\partial f(t)) \times \{t\} \subset D^2 \times I$, where $\pi : D^2 \times \{0\} \rightarrow D^2$ is the projection. Let $\partial_* : \pi_1(\mathcal{W}_n, \omega_0) \rightarrow B_{2n}$ be the homomorphism given by $\partial_*([f]) = [\beta_f]$

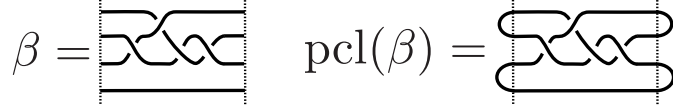


FIGURE 15. Example of a braid β and its plat closure $\text{pcl}(\beta)$.

for a loop f representing an element of $\pi_1(\mathcal{W}_n, \omega_0)$. The homomorphism ∂_* is injective and the image of ∂_* is called the *Hilden subgroup* of B_{2n} , denoted by K_{2n} , which is generated by braids as follow [3]:

$$\sigma_{2i-1}, \quad \sigma_{2j}\sigma_{2j-1}\sigma_{2j+1}\sigma_{2j}, \quad \sigma_{2j}\sigma_{2j-1}\sigma_{2j+1}^{-1}\sigma_{2j}^{-1},$$

where $i \in \{1, \dots, n\}$ and $j \in \{1, \dots, n-1\}$; see Figure 16. We call an element of K_{2n} an *adequate braid* and one of the generators an *elementary adequate braid*.

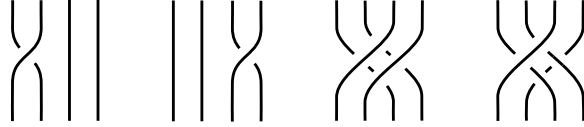


FIGURE 16. Elementary adequate braids presented by σ_{2i-1} (left), $\sigma_{2j}\sigma_{2j-1}\sigma_{2j+1}\sigma_{2j}$ (middle), and $\sigma_{2j}\sigma_{2j-1}\sigma_{2j+1}^{-1}\sigma_{2j}^{-1}$ (right). We omit the k th strings for $k \neq 2j-1, 2j, 2j+1, 2j+2$.

6.2. Stabilization of $2n$ -braids. A *stabilizer* of length n is an n -tuple λ consisting of non-negative integers. For a stabilizer $\lambda = (l_1, \dots, l_n)$, we put $\mu_i = n + \sum_{j=1}^i l_j$ ($i = 0, 1, \dots, n$), and we put $\nu_\lambda = \mu_n$. We denote by γ_i an adequate $2\nu_\lambda$ -braid as follows:

$$\gamma_i = \sigma_{2i}\sigma_{2i+1}\sigma_{2i-1}\sigma_{2i} \in K_{2\nu_\lambda}.$$

Then we define $2\nu_\lambda$ -braids T_i^λ and T^λ by:

$$T_i^\lambda = \prod_{k=i}^{n-1} \gamma_k \cdot \prod_{k=n}^{\mu_{i-1}-1} \gamma_k^{-1} \in K_{2\nu_\lambda} \quad (i \in \{1, 2, \dots, n\}),$$

$$T^\lambda = \prod_{i=0}^{n-1} T_{i+1}^\lambda \cdot \sigma_{2\mu_i}\sigma_{2(\mu_i+1)} \cdots \sigma_{2(\mu_{i+1}-1)} \cdot (T_{i+1}^\lambda)^{-1} \in K_{2\nu_\lambda}.$$

For a $2n$ -braid β and a stabilizer λ of length n , we take the inclusion $\iota : B_{2n} \rightarrow B_{2\nu_\lambda}$ sending σ_i to σ_i ($i = 1, \dots, 2n-1$). The λ -stabilized braid of β , denoted by β^λ , is the $2\nu_\lambda$ -braid given by $\beta^\lambda = \iota(\beta) \cdot T^\lambda$. We also say that β^λ is obtained from β by λ -stabilization or simply *stabilization*. Note that the plat closures $\text{pcl}(\beta)$ and $\text{pcl}(\beta^\lambda)$ are isotopic in \mathbb{R}^3 .

Example 6.2. We take a stabilization of length n , $\lambda = (0, \dots, 0, m)$, for a positive integer m . Then, for a $2n$ -braid β , the λ -stabilized braid β^λ is the $2(n+m)$ -braid $\iota(\beta) \cdot \sigma_{2n}\sigma_{2n+1} \cdots \sigma_{2(n+m-1)}$, where $\iota : B_{2n} \rightarrow B_{2(n+m)}$ is the inclusion. We call this stabilization a *canonical stabilization*.

The set of stabilizations of length n has a directed partial ordering \preceq defined as follows: For stabilizations $\lambda = (l_1, \dots, l_n)$ and $\lambda' = (l'_1, \dots, l'_n)$, $\lambda \preceq \lambda'$ if $l_i \leq l'_i$ for $i = 1, \dots, n$.

Proposition 6.3 ([19]-Proposition 4.2). *Let β_1 and β_2 be a $2n_1$ -braid and a $2n_2$ -braid, respectively. Then, the plat closure $\text{pcl}(\beta_1)$ is isotopic to the plat closure $\text{pcl}(\beta_2)$ by an ambient isotopy of \mathbb{R}^3 if and only if there exists a stabilizer λ of length n_1 satisfying the following condition: For any stabilizer λ_1 satisfying $\lambda \preceq \lambda_1$, there exists a stabilizer λ_2 of length n_2 with $\nu_{\lambda_2} = \nu_{\lambda_1} =: n$ such that $\beta_1^{\lambda_1}$ and $\beta_2^{\lambda_2}$ belong to the same double coset of B_{2n} modulo the Hilden subgroup K_{2n} .*

6.3. Banded link presentations for surfaces properly embedded in \mathbb{R}_+^4 . Let L and O be links in \mathbb{R}^3 such that the union $L \cup O$ is a split union of L and O , and let \mathcal{B} be a set of mutually disjoint bands attaching to $L \cup O$.

We denote by $h(L \cup O; \mathcal{B})$ the link obtained from $L \cup O$ by band surgery along bands of \mathcal{B} . A triple (L, O, \mathcal{B}) is called *admissible* if both O and $h(L \cup O; \mathcal{B})$ are trivial links.

Let (L, O, \mathcal{B}) be an admissible triple and \mathbf{D} (respectively \mathbf{d}) the union of mutually disjoint disks in \mathbb{R}^3 with $\partial \mathbf{D} = h((L \cup O; \mathcal{B}))$ (respectively $\partial \mathbf{d} = O$). Let $p : \mathbb{R}_+^4 = \mathbb{R}^3 \times [0, \infty) \rightarrow [0, \infty)$ be the projection. For a surface F properly embedded in $\mathbb{R}^3 \times [0, \infty)$, we denote by $F_{[t]}$ the slice $p(F \cap (\mathbb{R}^3 \times \{t\}))$. We define the standard *realizing surface* of (L, O, \mathcal{B}) , denoted by $F(L, O, \mathcal{B})$, as a surface F properly embedded in \mathbb{R}_+^4 given by:

$$F_{[t]} = \begin{cases} L & (0 \leq t < 1), \\ L \cup \mathbf{d} & (t = 1), \\ L \cup O & (1 < t < 2), \\ L \cup O \cup (\cup \mathcal{B}) & (t = 2), \\ h(L \cup O; \mathcal{B}) & (2 < t < 3), \\ \mathbf{D} & (t = 3), \\ \emptyset & (t > 3), \end{cases}$$

where $\cup \mathcal{B}$ is the union of bands of \mathcal{B} . Regard \mathbb{R}_+^4 as a fiber bundle $\mathbb{R}^3 \times [0, \infty)$ with the fiber \mathbb{R}^3 . Let F' be a surface related to $F(L, O, \mathcal{B})$ by a fiber-preserving ambient isotopy of \mathbb{R}_+^4 . We denote by (L', O', \mathcal{B}') the admissible triple related to (L, O, \mathcal{B}) . Then, F' is also called a *realizing surface* of (L', O', \mathcal{B}') , denoted by the same notation $F(L', O', \mathcal{B}')$. For a realizing surface $F(L, O, \mathcal{B})$, let t_* be the I_4 coordinate such that the slice at $t = t_*$ contains the union of the bands $\cup \mathcal{B}$. Then, the set of disks properly embedded in $\mathbb{R}^3 \times (0, t_*]$ (respectively $\mathbb{R}^3 \times [t_*, \infty)$) whose boundaries are the trivial link O (respectively $h(L \cup O; \mathcal{B})$) is called a *trivial disk system* with respect to O (respectively $h(L \cup O; \mathcal{B})$). It is known [12] that the isotopy class of $F(L, O, \mathcal{B})$ does not depend on the choice of trivial disk systems. It is also known [12] that if two admissible triples (L, O, \mathcal{B}) and (L', O', \mathcal{B}') are isotopic, then their realizing surfaces are isotopic. In the proof of Theorem 6.1, we also use the following.

Theorem 6.4 ([12, 14]). *Every surface properly embedded in \mathbb{R}_+^4 is isotopic to a realizing surface of some admissible triple (L, O, \mathcal{B}) .*

For a surface F properly embedded in \mathbb{R}_+^4 , we call an admissible triple (L, O, \mathcal{B}) a *banded link presentation* of F if the associated realizing surface $F(L, O, \mathcal{B})$ is isotopic to F . We also use the following lemma. For a link L in \mathbb{R}^3 and a set \mathcal{B} of mutually disjoint bands attaching to L , we call the pair (L, \mathcal{B}) a *banded link* in \mathbb{R}^3 [18].

Lemma 6.5 ([19]-Lemma 4.6). *By using an isotopy of \mathbb{R}^3 , any banded link (L, \mathcal{B}) in \mathbb{R}^3 is deformed to a banded link (L_0, \mathcal{B}_0) satisfying the following conditions:*

- (1) *There exists a disk D in \mathbb{R}^2 and a $2m_0$ -braid β_0 in $D \times I$ for some positive integer m_0 such that $\beta_0 = L_0 \cap (D \times I)$ and $\text{pcl}(\beta_0) = L_0$.*
- (2) *There exist mutually disjoint m subcylinders U_i ($i = 1, \dots, m$) in $D \times I$ such that each U_i contains a part of L_0 as a pair of vertical line segments and a half-twisted band $b_i \in \mathcal{B}_0$ as in Figure 17, where m is the number of bands belonging to \mathcal{B}_0 and a subcylinder of $D \times I$ means a product of a 2-disk d in D and a closed interval $[s, t]$ in I .*



FIGURE 17. The part $(L_0 \cup b_i) \cap U_i$.

In the proof of Theorem 6.1, we identify \mathbb{R}_+^4 with $\text{Int}(D^2 \times I_3) \times [0, 1)$ to apply these facts.

6.4. Basic knitted surfaces. In this subsection, we introduce several braided surfaces and knitted surfaces. We recall that for a knitted surface S and $t \in I_4$, we denote by $S_{[t]}$ the slice $p(S \cap (D^2 \times I_3 \times \{t\}))$ of S . Furthermore, in this subsection and the proof of Theorem 6.1, we assume that every knitted surface S of degree n satisfies $S \cap (D^2 \times \partial I_3 \times I_4) = Q_n \times \partial I_3 \times I_4$. Namely, we assume that the slice $S_{[t]}$ is a knit for each $t \in I_4$.

6.4.1. Braided surfaces associated with stabilization. Let λ be a stabilizer of a $2n$ -braid. Let \mathcal{B} be the set of bands attached to the braid $T^\lambda = \prod_{i=0}^{n-1} T_{i+1, \mu_i-1} \cdot \sigma_{2\mu_i} \sigma_{2(\mu_i+1)} \cdots \sigma_{2(\mu_{i+1}-1)} \cdot T_{i+1, \mu_i-1}^{-1}$ such that each band corresponds to one σ_{2j} of $\sigma_{2\mu_i} \sigma_{2(\mu_i+1)} \cdots \sigma_{2(\mu_{i+1}-1)}$ and $h(T^\lambda; \mathcal{B}) = \prod_{i=0}^{n-1} T_{i+1, \mu_i-1} \cdot T_{i+1, \mu_i-1}^{-1}$ is equivalent to e . We take an isotopy $\{\beta_t\}_{t \in [0, 1/4]}$ such that $\beta_0 = e$ and $\beta_{1/4} = h(T^\lambda; \mathcal{B})$. We define a braided surface *associated with λ -stabilization* by the braided surface S of degree $2\nu_\lambda$ given by

$$S_{[t]} = \begin{cases} \beta_t & (0 \leq t < \frac{1}{4}), \\ h(T^\lambda; \mathcal{B}) & (\frac{1}{4} \leq t < \frac{1}{2}), \\ T^\lambda \cup (\cup \mathcal{B}) & (t = \frac{1}{2}), \\ T^\lambda & (\frac{1}{2} < t \leq 1), \end{cases}$$

see Figure 18. Further, we define a braided surface *associated with λ -destabilization* by the surface S' given by $S'_{[t]} = S_{[1-t]}$ for $t \in I$.

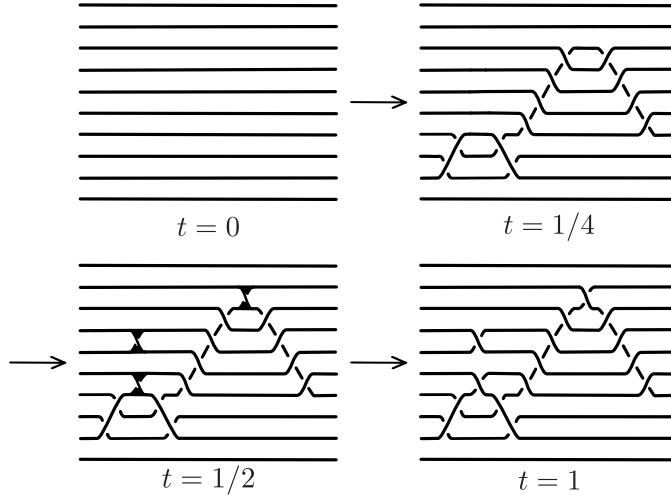


FIGURE 18. A motion picture of a braided surface associated with λ -stabilization for $\lambda = (2, 1)$.

6.4.2. *Knitted surfaces associated with adequate braids.* Let γ be an elementary adequate $2n$ -braid, that is, γ is either σ_{2i-1} , $\sigma_{2j}\sigma_{2j-1}\sigma_{2j+1}\sigma_{2j}$, or $\sigma_{2j}\sigma_{2j-1}\sigma_{2j+1}^{-1}\sigma_{2j}^{-1}$ for some $i \in \{1, \dots, n\}$ and $j \in \{1, \dots, n-1\}$. Then, we define the knitted surface *associated with* γ is as the knitted surface S given by

$$S_{[t]} = \begin{cases} \prod_{k=1}^n \tau_{2k-1} \cdot \gamma & (t = 0), \\ \prod_{k=1}^n \tau_{2k-1} & (t = 1), \end{cases}$$

and $S_{[t]}$, $t \in I$ are as in Figures 19, 20, or 21.

By using an isotopy of $D^2 \times B^2$ fixing $\partial(D^2 \times B^2)$ pointwise, S is deformed to the surface S described as in Figures 19, 22, or 23 so that S does not have maximal/minimal disks and bands in $S_{[t]}$ for $t \in I_4$. This can be shown by considering 3-cell moves; the detail is left to the reader.

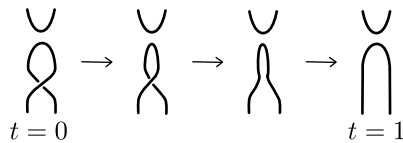


FIGURE 19. A motion picture of a knitted surface associated with $\gamma = \sigma_{2i-1}$ ($i \in \{1, \dots, n\}$), where we omit the j th strings for $j \neq i, i+1$.

Let γ be an adequate braid presented by $\gamma = \gamma_1, \dots, \gamma_m$, where γ_i ($i = 1, \dots, m$) is an elementary adequate braid. Let S_i be the knitted surface associated with γ_i ($i = 1, \dots, m$), and let S'_i ($i = 1, \dots, m$) be the knitted surface given by

$$(S'_i)_{[t]} = (S_i)_{[t]} \cdot \prod_{j=i+1}^m \gamma_j \quad (t \in [0, 1]).$$

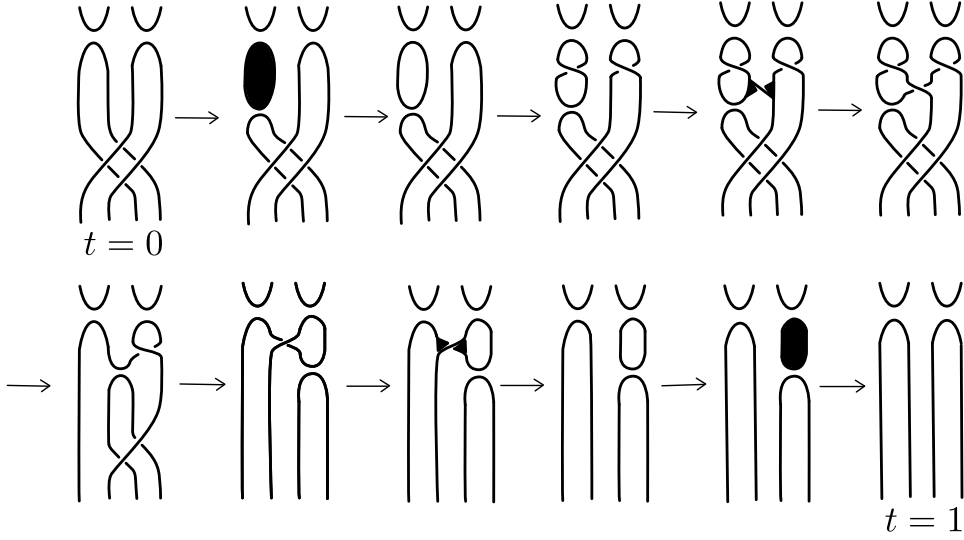


FIGURE 20. A motion picture of a knitted surface associated with $\gamma = \sigma_{2j}\sigma_{2j-1}\sigma_{2j+1}\sigma_{2j}$ ($j \in \{1, \dots, n-1\}$), where we omit the k th strings for $k \notin \{2i-1, 2i, 2i+1, 2i+2\}$.

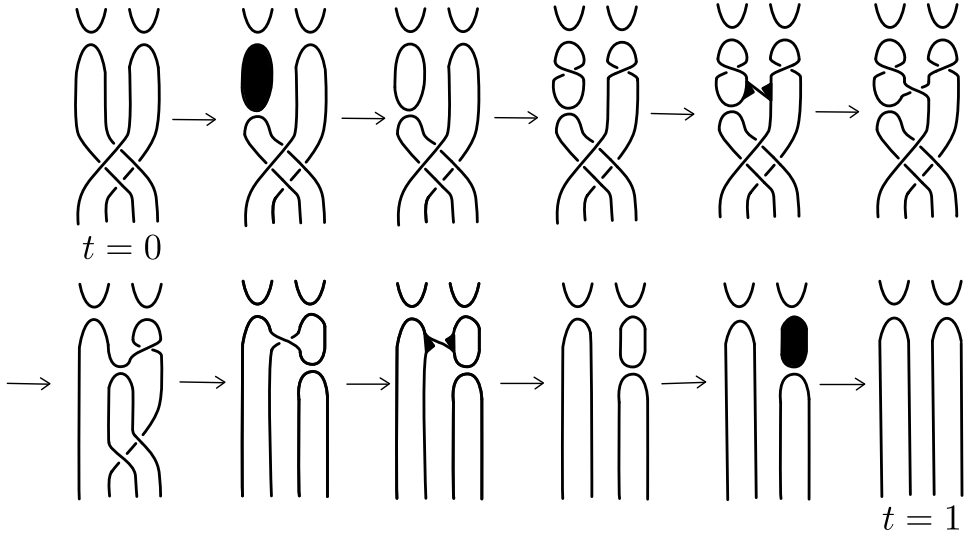


FIGURE 21. A motion picture of a knitted surface associated with $\gamma = \sigma_{2j}\sigma_{2j-1}\sigma_{2j+1}^{-1}\sigma_{2j}^{-1}$ ($j \in \{1, \dots, n-1\}$), where we omit the k th strings for $k \notin \{2i-1, 2i, 2i+1, 2i+2\}$.

We remark that

$$\begin{aligned}
 (S'_1)_{[0]} &= \prod_{k=1}^n \tau_{2k-1} \cdot (\gamma_1 \cdots \gamma_m), \\
 (S'_i)_{[1]} = (S_{i+1})_{[0]} &= \prod_{k=1}^n \tau_{2k-1} \cdot \prod_{j=i+1}^m \gamma_j \quad (i = 1, \dots, m-1), \\
 (S'_m)_{[1]} &= \prod_{k=1}^n \tau_{2k-1}.
 \end{aligned}$$

Then we define a knitted surface *associated with* γ by the knitted surface S given by a horizontal product $S = S'_1 \cdot S'_2 \cdots S'_m$.

For an elementary adequate braid $\gamma = \sigma_{2j-1}$ ($j \in \{1, \dots, n\}$), the associated knitted surface S does not have maximal/minimal disks or bands. For an elementary adequate braid $\gamma = \sigma_{2j}\sigma_{2j-1}\sigma_{2j+1}\sigma_{2j}$ (respectively $\sigma_{2j}\sigma_{2j-1}\sigma_{2j+1}^{-1}\sigma_{2j}^{-1}$) ($j \in \{1, \dots, n-1\}$), the associated knitted surface S has one maximal disk, one minimal disk, and two bands; by using an isotopy of $D^2 \times B^2$ fixing $\partial(D^2 \times B^2)$ pointwise, S is deformed to a surface as in Figure 22 (respectively Figure 23) which does not have maximal/minimal disks and bands. Therefore, we have the following proposition.

Proposition 6.6. *For any adequate braid γ , a knitted surface S associated with γ is ambiently isotopic rel ∂ to a surface S' without maximal/minimal disks and bands.*

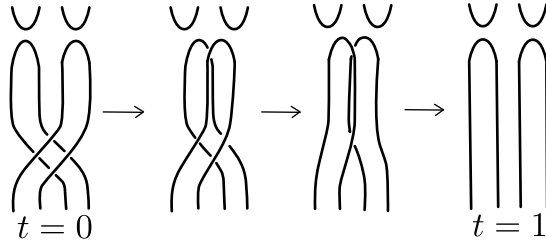


FIGURE 22. A motion picture from $\tau(\sigma_{2i}\sigma_{2i-1}\sigma_{2i+1}\sigma_{2i})$ to τ ($i \in \{1, \dots, n-1\}$), where we omit the j th strings for $j \notin \{2i-1, 2i, 2i+1, 2i+2\}$.

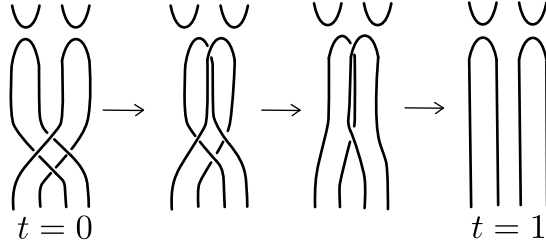


FIGURE 23. A motion picture from $\tau(\sigma_{2i}\sigma_{2i-1}\sigma_{2i+1}^{-1}\sigma_{2i}^{-1})$ to τ ($i \in \{1, \dots, n-1\}$), where we omit the j th strings for $j \notin \{2i-1, 2i, 2i+1, 2i+2\}$.

6.5. Proof of Theorem 6.1. Let F be a surface properly embedded in $D^2 \times B^2 = D^2 \times I_3 \times I_4$. By Theorem 6.4, F is isotopic to a realizing surface of an admissible triple (L, O, \mathcal{B}) . We construct a knitted surface S_* in $D^2 \times B^2$ from (L, O, \mathcal{B}) and then we show that S_* and F are isotopic.

We construct S_* in such a way as follows. Let n_* be the number of components of the trivial link O , β_0 a braid such that $\text{pcl}(\beta_0) \cong L$. Put $2n_0 = \text{deg}(\beta_0)$ and $n_1 = n_0 + n_*$. Let β_1 be the braid obtained from β_0 by adding trivial $2n_*$ strands: $\beta_1 = \iota(\beta_0)$, where ι is the natural inclusion $\iota : B_{2n_0} \rightarrow B_{2n_1}$. Applying Lemma 6.5, we obtain a $2n_2$ -braid β_2 and a set

\mathcal{B}_0 of bands attaching to β_2 such that $(\text{pcl}(\beta_2), \mathcal{B}_0) \cong (L \cup O, \mathcal{B})$ and each band of \mathcal{B}_0 is in the form as described in Lemma 6.5 (2). Let n_3 be the number of components of the trivial link $h(\text{pcl}(\beta_2); \mathcal{B}_0)$ and let β_3 be the trivial $2n_3$ -braid. Notice that $\text{pcl}(\beta_1)$ and $\text{pcl}(\beta_3)$ are isotopic to $L \cup O$ and $h(L \cup O; \mathcal{B})$, respectively.

We apply Proposition 6.3 to two pairs (β_1, β_2) , $(h((\beta_2; \mathcal{B}_0), \beta_3)$ so that we obtain an integer $n \geq \{n_1, n_2, n_3\}$, adequate $2n$ -braids $\gamma', \gamma, \delta, \delta'$ and stabilizers λ_i ($i = 1, 2, 3$) such that $\nu_{\lambda_i} = n$ ($i = 1, 2, 3$) and

$$\beta_1^{\lambda_1} = \gamma \beta_2^{\lambda_2} \gamma', \quad h(\beta_2; \mathcal{B}_0)^{\lambda_2} = \delta \beta_3^{\lambda_3} \delta' \quad \text{in } B_{2n},$$

where $h(\beta_2; \mathcal{B}_0)$ is the braid obtained from β_2 by band surgery along bands of \mathcal{B}_0 . Further, we take $\lambda_0 = (0, \dots, 0, n - n_1)$, a canonical stabilizer.

For an integer $1 \leq i < j \leq n$, we put $\tau_{(i,j)} = \prod_{k=i}^j \tau_{2k-1}$ and $\tau = \tau_{(1,n)}$. We construct knitted surfaces S_1, S_2, \dots, S_{10} of degree $2n$, and then take their horizontal product. We define S_1, \dots, S_{10} as follows (see Figures 24 and 25).

(1) Let S be the braided surface associated with λ_0 -destabilization. Then, we define the knitted surface S_1 by

$$(S_1)_{[t]} = (S)_{[t]} \cdot \iota(\beta_0) \quad (t \in [0, 1]),$$

where $\iota : B_{2n_0} \rightarrow B_{2n}$ is the natural inclusion. The slice $(S_1)_{[1/2]}$ is the union of the braid $\iota(\beta_0)$ and attached bands. We denote the set of bands in $(S_1)_{[1/2]}$ by Δ_0 .

(2) Let S be the knitted surface presented by

$$e \rightarrow \tau,$$

and let S' be the knitted surface presented by

$$e \rightarrow \tau_{(1,n_1)}.$$

Then, we define S_2 by

$$(S_2)_{[t]} = S_{[t]} \cdot \iota(\beta_0) \cdot S'_{[t]} \quad (t \in [0, 1]).$$

We remark that $(S_2)_{[1]} = \tau \cdot \iota(\beta_0) \cdot \tau_{(1,n_1)}$. We denote by Δ_1 the union of bands corresponding to saddle points of S_2 .

(3) Let S be the knitted surface presented by

$$\tau \rightarrow \tau \cdot \tau_{(n_1+1,n)}.$$

Then, we define S_3 by

$$(S_3)_{[t]} = S_{[t]} \cdot \iota(\beta_0) \cdot \tau_{(1,n_1)} \quad (t \in [0, 1]).$$

We remark that $(S_3)_{[1]} = \tau \cdot \tau_{(n_1+1,n)} \cdot \iota(\beta_0) \cdot \tau_{(1,n_1)}$.

(4) The knits $\tau_{(n_1+1,n)}$ and $\iota(\beta_0) \cdot \tau_{(1,n_1)}$ are commutative, that is, $\tau_{(n_1+1,n)} \cdot \iota(\beta_0) \cdot \tau_{(1,n_1)} \cong \iota(\beta_0) \cdot \tau_{(1,n_1)} \cdot \tau_{(n_1+1,n)}$. Let S_4 be the knitted surface presented by

$$\tau \cdot \tau_{(n_1+1,n)} \cdot \iota(\beta_0) \cdot \tau_{(1,n_1)} \rightarrow \tau \cdot \iota(\beta_0) \cdot \tau.$$

(5) Let S be the knitted surface associated with λ_1 -stabilization of β_1 . Remark that $S_{[0]} = \iota(\beta_1) = \iota(\beta_0) \in B_{2n}$, where the first ι (respectively the second ι) are the inclusion from B_{2n_0} (respectively B_{2n_1}) to B_{2n} . Then we define S_5 by

$$(S_5)_{[t]} = \tau \cdot S_{[t]} \cdot \tau \quad (t \in [0, 1]).$$

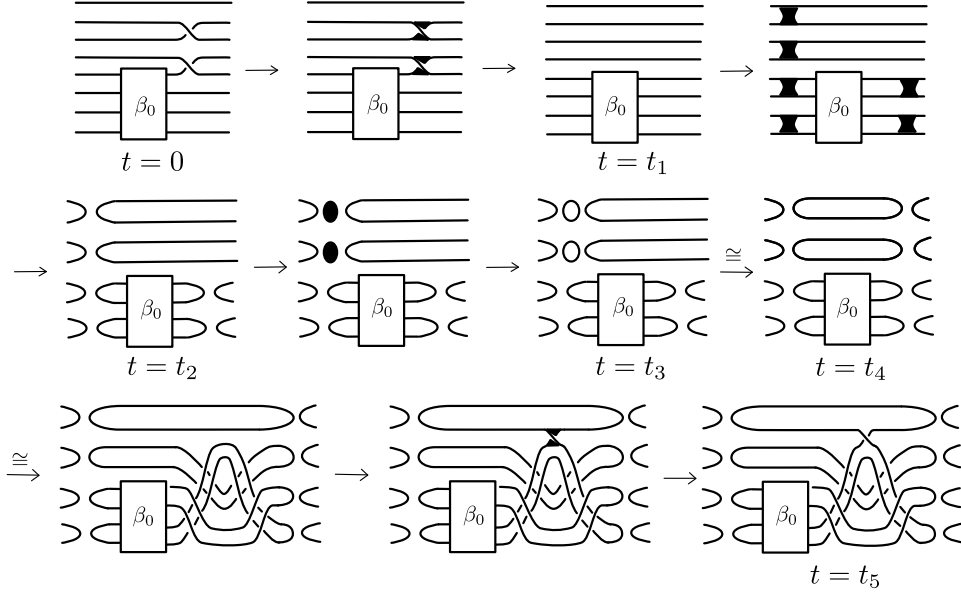


FIGURE 24. The motion picture of S for $t \in [0, t_5]$, where $(n_0, n_1) = (2, 3)$, $\lambda_0 = (0, 2)$, and $\lambda_1 = (1, 0, 0)$.

(6) We define knitted surfaces S_6^- and S_6^+ as follows. Since $\beta_1^{\lambda_1} = \gamma\beta_2^{\lambda_2}\gamma'$, let S be a braided surface without branch points presented by

$$S_{[0]} = \beta_1^{\lambda_1} \rightarrow \gamma\beta_2^{\lambda_2}\gamma' = S_{[1]}.$$

Then we define S_6^- by

$$(S_6^-)_{[t]} = \tau \cdot S_{[t]} \cdot \tau \quad (t \in [0, 1]).$$

Next, let S_- be the knitted surface associated with γ , and let S_+^* be the mirror image of the knitted surface associated with γ' with respect to $D^2 \times \{1/2\} \times I_4$. Then we define S_6^+ by

$$(S_6^+)_{[t]} = (S_-)_{[t]} \cdot \beta_2^{\lambda_2} \cdot (S_+^*)_{[t]} \quad (t \in [0, 1]).$$

Then we define S_6 as the horizontal product

$$S_6 = S_6^- \cdot S_6^+.$$

(7) We define S_7 by

$$(S_7)_{[t]} = \begin{cases} \tau\beta_2^{\lambda_2}\tau & (1 \leq t < \frac{1}{2}), \\ \tau\beta_2^{\lambda_2}\tau \cup (\cup \mathcal{B}_0) & (t = \frac{1}{2}), \\ \tau \cdot h(\beta_2^{\lambda_2}; \mathcal{B}_0) \cdot \tau & (\frac{1}{2} < t \leq 1). \end{cases}$$

(8) We construct S_8 by a method similar to (6). Since $h(\beta_2^{\lambda_2}; \mathcal{B}_0) = \delta\beta_3^{\lambda_3}\delta'$, let S be the knitted surface presented by

$$S_{[0]} = h(\beta_2^{\lambda_2}; \mathcal{B}_0) \xrightarrow{\cong} \delta\beta_3^{\lambda_3}\delta' = S_{[1]}.$$

Then we define S_8^- by

$$(S_8^-)_{[t]} = \tau \cdot S_{[t]} \cdot \tau \quad (t \in [0, 1]).$$

Next, let S_- be the knitted surface associated with δ , and let S_+^* be the mirror image of the knitted surface associated with δ' with respect to $D^2 \times \{1/2\} \times I_4$. Then we define S_8^+ by

$$(S_8^+)_t = (S_-)_t \cdot \beta_3^{\lambda_3} \cdot (S_+^*)_t \quad (t \in [0, 1]).$$

We denote by Δ_3 the union of bands corresponding to the saddle points of S_8 . Then we define S_8 as the horizontal product

$$S_8 = S_8^- \cdot S_8^+.$$

(9) Let S be the braided surface associated with λ_3 -destabilization of $e \in B_{n_3}$, the trivial braid of n_3 strands. We define S_9 by

$$(S_9)_t = \tau \cdot S_t \cdot \tau \quad (t \in [0, 1]).$$

(10) We define S_{10} as the knitted surface presented by

$$\tau\tau \rightarrow \tau.$$

Let S_* be the horizontal product of S_1, \dots, S_{10} :

$$S_* = S_1 \cdot S_2 \cdots S_{10}.$$

Let $0 = t_0 < t_1 < \dots < t_{10} = 1$ be the partition of I_4 such that $S_* \cap (D^2 \times I_3 \times [t_{i-1}, t_i]) = S_i$ for each $i \in \{1, \dots, 10\}$.

Next we show that S_* is isotopic to a realizing surface of the admissible triple (L, O, \mathcal{B}) . We put $S = S_*$. We arrange the I_4 coordinates so that maximal/minimal disks and saddle bands of S_* are contained in slices S_t ($t \in I_4$) as follow:

- Saddle bands Δ_0 at $t = t_1/2$.
- Saddle bands Δ_1 at $t = t_1$.
- Minimal disks \mathbf{d} at $t = (t_2 + t_3)/2$.
- Saddle bands Δ_2 at $t = (t_4 + t_5)/2$.
- Saddle bands and maximal/minimal disks at several $t \in [t_5, t_6]$.
- Saddle bands \mathcal{B}_0 at $t = (t_6 + t_7)/2$.
- Saddle bands and maximal/minimal disks at several $t \in [t_7, t_8]$.
- Saddle bands Δ_3 at $t = (t_8 + t_9)/2$.
- Maximal disks \mathbf{D} at $t = (t_9 + t_{10})/2$.

(Step 1) Let $\tau_{(i,j)}^+$ (respectively $\tau_{(i,j)}^-$) be the union of hooks of $\tau_{(i,j)}$ containing minimal points (respectively maximal points). We put

$$\tau^+ = \tau_{(1,n)}^+, \quad \tau^- = \tau_{(1,n)}^-.$$

We see that $\tau\beta\tau = \tau^- \cup \text{pcl}(\beta) \cup \tau^+$ for any knit β , where $\text{pcl}(\beta)$ denotes the plat closure. We present the knit $\tau^- \cup \text{pcl}(\beta) \cup \tau^+$ by $\tau^- \cdot \text{pcl}(\beta) \cdot \tau^+$.

For each $t \in [t_4, t_9]$, there exists a unique $2n$ -knit β'_t such that the slice S_t is in one of the forms as follow:

$$S_t = \begin{cases} \tau^- \cdot \text{pcl}(\beta'_t) \cdot \tau^+ \\ \tau^- \cdot \text{pcl}(\beta'_t) \cdot \tau^+ \cup (\cup \mathcal{B}) \\ \tau^- \cdot \text{pcl}(\beta'_t) \cdot \tau^+ \cup \mathbf{D}, \end{cases}$$

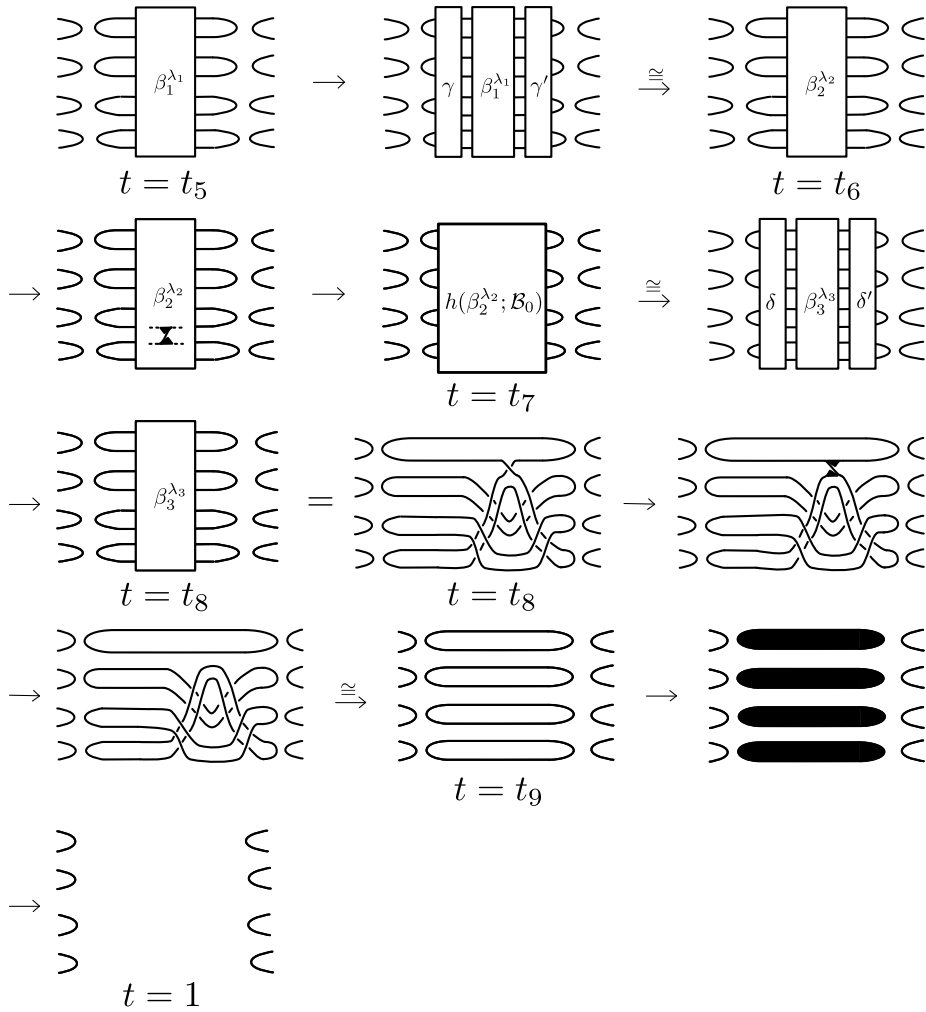


FIGURE 25. The motion picture of S for $t \in [t_5, 1]$, where $n_3 = 2$ and $\lambda_3 = (1, 1)$.

where \mathcal{B} is a set of attaching bands and \mathbf{D} is a union of maximal/minimal disks; see Figure 26. By arranging the I_3 coordinates, we assume that S is in the form so that there exists a small $s_* > 0$ satisfying

$$S \cap (D^2 \times [0, s_*] \times [t_4, 1]) = \tau^- \times [t_4, 1],$$

$$S \cap (D^2 \times [1 - s_*, 1] \times [t_4, 1]) = \tau^+ \times [t_4, 1].$$

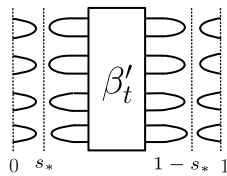


FIGURE 26. The slice $S_{[t]} = \tau^- \cdot \text{pcl}(\beta'_t) \cdot \tau^+$.

(Step 2) We consider slices $S_{[t]}$ for $t \in [(t_5 + t_6)/2, t_6]$ which describes the knitted surface S_6^- constructed in (6). By Proposition 6.6, we deform S by an isotopy relative to the complement of $\text{Int}(D^2 \times [s_*, 1 - s_*] \times [(t_5 + t_6)/2, t_6])$, so that $S_{[t]}$ has no maximal/minimal disks and bands for $t \in [t_5, t_6]$. Similarly, using Proposition 6.6, we deform S by an isotopy relative to the complement of $\text{Int}(D^2 \times [s_*, 1 - s_*] \times [(t_7 + t_8)/2, t_8])$, so that $S_{[t]}$ has no maximal/minimal disks and bands for $t \in [t_7, t_8]$.

(Step 3) We consider $S_{[t]}$ for $t \in [0, t_4]$. We assume that Δ_0 is contained in $S_{[t_1/2]} \cap (D^2 \times (s_*, 1 - s_*) \times \{t_1/2\})$. Then we deform S by an isotopy of $D^2 \times I_3 \times [t_1, t_4]$ so that S satisfies

$$S \cap (D^2 \times [0, s_*] \times ((t_1 + t_2)/2, t_4]) = \tau_- \times ((t_1 + t_2)/2, t_4],$$

$$S \cap (D^2 \times [1 - s_*, 1] \times ((t_1 + t_2)/2, t_4]) = \tau_+ \times ((t_1 + t_2)/2, t_4].$$

Let C_0 be the union of 3-cells given by $\Delta_0 \times [(t_0 + t_1)/2, t_1]$ and C_1 the union of 3-cells given by $\Delta_1 \times [t_1, (t_1 + t_2)/2]$. Then we deform S by 3-cell moves along C_0 and C_1 so that the slice of S for $t \in [0, t_4]$ is as follows (see Figure 27):

$$S_{[t]} = \begin{cases} \beta_0^{\lambda_0} & (0 \leq t < t_1), \\ \tau^- \cdot \text{pcl}(\beta_0) \cdot \tau^+ \cup \Delta_0 \cup \Delta_1 & (t = t_1), \\ \tau^- \cdot \text{pcl}(\beta_0) \cdot \tau^+ & (t_1 < t < \frac{t_2+t_3}{2}), \\ \tau^- \cdot \text{pcl}(\beta_0) \cdot \tau^+ \cup \mathbf{d} & (t = \frac{t_2+t_3}{2}), \\ \tau^- \cdot \text{pcl}(\beta_0) \cdot \tau^+ & (\frac{t_2+t_3}{2} < t \leq t_4). \end{cases}$$

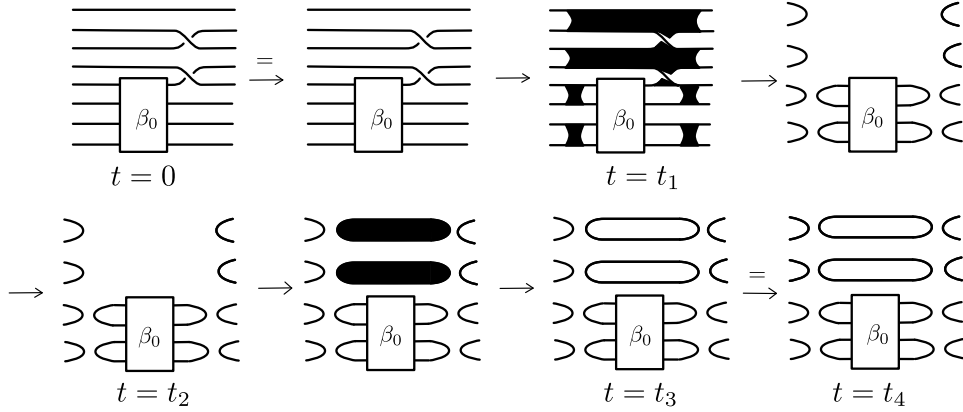


FIGURE 27. The motion picture of S for $t \in [0, t_4]$.

(Step 4) We consider $S_{[t]}$ for $t \in [t_2, t_5]$. Let L' be a trivial link in $D^2 \times I_3 \times \{(t_4 + t_5)/2\}$ such that L' is the subset of $S_{[(t_4+t_5)/2]}$ coming from the trivial link $\partial \mathbf{d}$ in $S_{[(t_2+t_3)/2]}$ by the isotopy determined from the slices $\{S_{[t]}\}$. Let \mathbf{d}' be a union of 2-disks such that $\partial \mathbf{d}' = L'$ and $\text{Int}(\mathbf{d}')$ is disjoint from $S_{[(t_4+t_5)/2]}$. Put $\mathbf{d}'_2 = \mathbf{d}' \cup \Delta_2$. Then, \mathbf{d}'_2 is a union of minimal disks and 2-cells attaching to $\text{pcl}(\beta'_{(t_4+t_5)/2})$. We define the subset \mathbf{d}_2 of \mathbf{d} as the union of minimal disks of \mathbf{d} corresponding to the union of minimal disks of \mathbf{d}' through the slices $\{S_{[t]}\}$. The slices $\{S_{[t]}\}$ for $t \in [(t_2 + t_3)/2, (t_4 + t_5)/2]$

and the union of 2-cells of \mathbf{d}' give an isotopy carrying $\text{pcl}(\beta_1)$ to $\text{pcl}(\beta_1^{\lambda_1})$. Hence, we deform $S \cap (D^2 \times I_3 \times [t_2, t_5])$ by an isotopy rel ∂ so that

$$S_{[t]} = \begin{cases} \beta_0^{\lambda_0} & (0 \leq t < t_1), \\ \tau^- \cdot \text{pcl}(\beta_0) \cdot \tau^+ \cup \Delta_0 \cup \Delta_1 & (t = t_1), \\ \tau^- \cdot \text{pcl}(\beta_0) \cdot \tau^+ & (t_1 < t < \frac{t_2+t_3}{2}), \\ \tau^- \cdot \text{pcl}(\beta_0) \cdot \tau^+ \cup \mathbf{d}_2 & (t = \frac{t_2+t_3}{2}), \\ \tau^- \cdot L_t \cdot \tau^+ & (\frac{t_2+t_3}{2} < t \leq t_5), \end{cases}$$

where $\{L_t\}_{t \in [(t_2+t_3)/2, t_5]}$ is the isotopy with $L_{[(t_2+t_3)/2, t_5]} = \text{pcl}(\beta_1)$ induced from the slices and the union of 2-cells (see Figure 28).

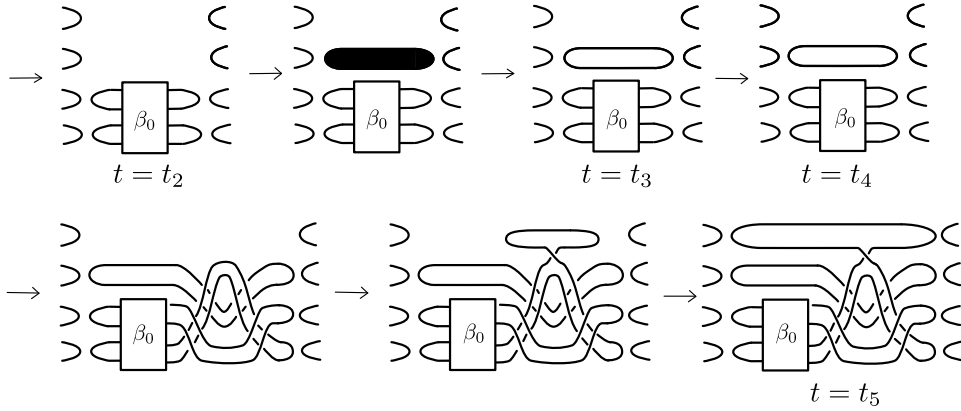


FIGURE 28. The motion picture of S for $t \in [t_2, t_5]$.

(Step 5) We consider $S_{[t]}$ for $t \in [t_8, t_{10}]$. Put $\beta'_t = \emptyset$, the empty set, for $t \in (t_9, t_{10}]$. Then, together with the braids β'_t ($t \in [t_8, t_9]$) given in Step 1, $S_{[t]} = \tau \beta'_t \tau$ for $t \in [t_8, t_{10}]$. We remark that $\beta'_{(t_8+t_9)/2} = T^{\lambda_3} \cup \Delta_3$. Let \mathbf{D}' be a union of mutually disjoint disks in $D^2 \times I_3 \times \{t\}$ for $t = (t_8 + t_9)/2$ such that $\mathbf{D}' \cap (\tau \beta'_t \tau) = \partial \mathbf{D}' = \text{pcl}(h(T_3^\lambda; \Delta_3))$ and $\text{Int}(\mathbf{D}')$ do not intersect with Δ_3 . We put $\mathbf{D}_2 = \Delta_3 \cup \mathbf{D}'$. We define a surface S' properly embedded in $D^2 \times I_3 \times [t_8, t_{10}]$ by

$$S'_{[t]} = \begin{cases} \tau \beta'_t \tau & (t_8 \leq t < \frac{t_8+t_9}{2}), \\ (\tau \beta'_t \tau) \cup \mathbf{D}_2 & (t = \frac{t_8+t_9}{2}), \\ \tau & (\frac{t_8+t_9}{2} < t \leq t_{10}). \end{cases}$$

Let \mathbf{D}_* and \mathbf{D}'_* be the components of $S \cap D^2 \times I_3 \times [t_8, t_{10}]$ associated with \mathbf{D} and \mathbf{D}' , respectively. The sets \mathbf{D}_* and \mathbf{D}'_* are trivial disk systems of $\text{pcl}(h(T^{\lambda_3}; \Delta_3))$ in $D^2 \times I_3 \times [t_8, t_{10}]$; hence they are isotopic in $D^2 \times I_3 \times [t_8, t_{10}]$ rel $D^2 \times I_3 \times \{t_8\}$ (see [12]). We deform S by an isotopy so that $S_{[t]} = S'_{[t]}$ for $t \in [t_8, t_{10}]$.

(Step 6) Maximal/minimal disks and saddle bands of the original $S = S_*$ are now in the form of 2-disks contained in slices $S_{[t]}$ ($t \in I_4$) as follow:

- Saddle bands and 2-disks $\Delta_0 \cup \Delta_1$ at $t = t_1$.
- Minimal disks \mathbf{d}_2 at $t = (t_2 + t_3)/2$.

- Saddle bands \mathcal{B}_0 at $t = (t_6 + t_7)/2$.
- Maximal disks \mathbf{D}_2 at $t = (t_8 + t_9)/2$.

Let C be a union of 3-cells in $D^2 \times B^2$ defined as follows. A *shadow disk* of a simple arc l properly embedded in $D^2 \times I$ is a 2-disk d embedded in $D^2 \times I$ such that ∂d is a union of l and a simple arc in $\partial(D^2 \times I)$. Let \mathbf{d}^+ (respectively \mathbf{d}^-) be the union of connected components of a disjoint union of shadow disks of τ^+ (respectively τ^-) in $D^2 \times [1 - s_*, 1]$ (respectively $D^2 \times [0, s_*]$) such that $\Delta_0 \cup \Delta_1$ is disjoint from the interior of \mathbf{d}^+ (respectively \mathbf{d}^-). Then we define C by

$$C = (\mathbf{d}^+ \cup \mathbf{d}^-) \times I_4 \cup (\Delta_0 \cup \Delta_1) \times [0, t_1],$$

see Figure 29. We see that the intersection of S and each component of C is

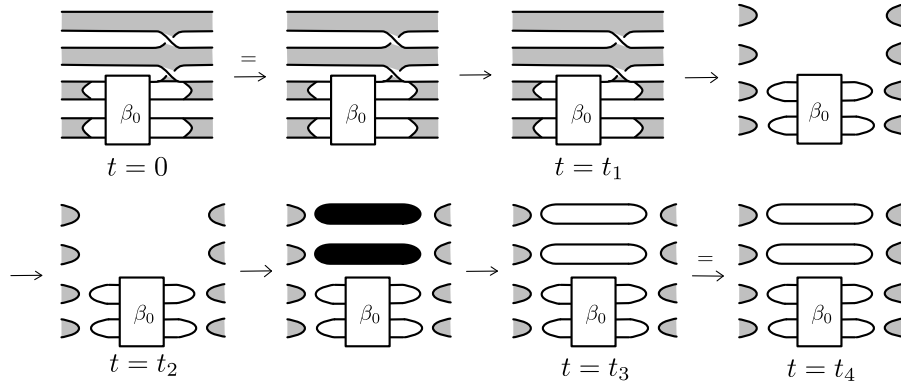


FIGURE 29. The motion picture of the 3-cell C (gray regions).

a 2-disk. We deform S by 3-cell moves along C so that $\partial S = \text{pcl}(\beta_0) \times \{0\} \subset (D^2 \times I_3) \times I_4$. Notice that these moves delete 2-disks $\Delta_0 \cup \Delta_1$ in the slice $S_{[t_1]}$.

Therefore, the resulting surface, also denoted by S , is described by

$$S_{[t]} = \begin{cases} \text{pcl}(\beta_0) & (0 \leq t < \frac{t_2+t_3}{2}), \\ \text{pcl}(\beta_0) \cup \mathbf{d} & (t = \frac{t_2+t_3}{2}), \\ \text{pcl}(\beta'_t) & (\frac{t_2+t_3}{2} < t < \frac{t_6+t_7}{2}), \\ \text{pcl}(\beta'_t) \cup (\cup \mathcal{B}_0) & (t = \frac{t_6+t_7}{2}), \\ \text{pcl}(\beta'_t) & (\frac{t_6+t_7}{2} < t < \frac{t_8+t_9}{2}), \\ \text{pcl}(\beta'_t) \cup \mathbf{D} & (t = \frac{t_8+t_9}{2}), \\ \emptyset & (\frac{t_8+t_9}{2} < t \leq 1), \end{cases}$$

see Figures 30 and 31.

We see that $\text{pcl}(\beta'_{(t_6+t_7)/2}) = \text{pcl}(\beta_2^{\lambda_2})$. We denote by L_* and O_* the links isotopic to $\text{pcl}(\beta_0)$ and the trivial link $\partial(\cup \mathbf{d})$, respectively, related by the isotopy $\{S_{[t]}\}$, such that $L_* \cup O_* = \text{pcl}(\beta_2^{\lambda_2})$. The knitted surface S is a realizing surface of the admissible triple $(L_*, O_*, \mathcal{B}_0)$. Since $(\text{pcl}(\beta_2^{\lambda_2}), \mathcal{B}_0) \cong (L \cup O, \mathcal{B})$, it follows that $(L_*, O_*, \mathcal{B}_0) \cong (L, O, \mathcal{B})$, and

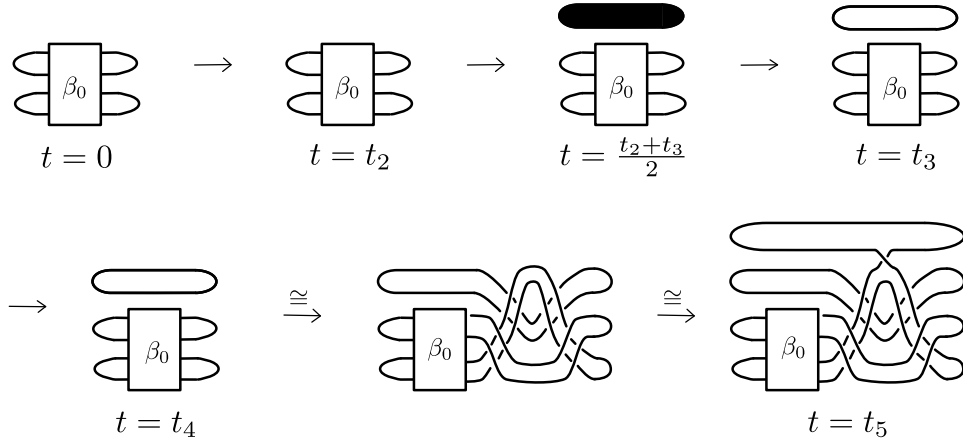


FIGURE 30. The motion picture of S for $t \in [0, t_5]$.

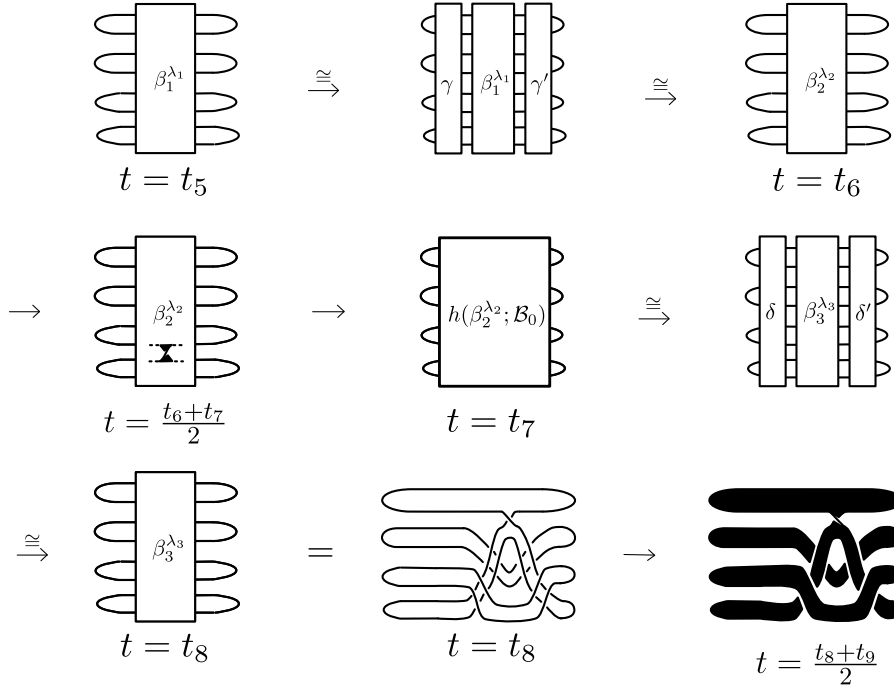


FIGURE 31. The motion picture of S for $t \in [t_5, (t_8 + t_9)/2]$.

hence $S = F(L_*, O_*, \mathcal{B}_0) \cong F(L, O, \mathcal{B}) \cong F$. Thus, any surface F is isotopic to a knitted surface. \square

7. BMW CHART MOVES

In this section, we give the definition of BMW chart moves, that are local moves of BMW charts of degree n such that their associated BMW charts are equivalent. This includes C-moves of charts of 2-dimensional braids [5, 6, 9]. See also [10] for charts and C-moves for (non-simple) braided surfaces.

For a BMW chart Γ of degree n , we denote by Γ_τ the subgraph of Γ consisting of τ -edges and the connecting vertices, ignoring the labels of edges, which will be called the τ -chart of Γ . Regarding diagonal edges around each crossing as one edge so that each crossing is not a vertex but the intersection point of a pair of edges, we regard Γ_τ as consisting of intervals, trivalent graphs and circles, and their subgraphs obtained from taking the intersection with B^2 , each of which will be called a *component* of Γ_τ .

Definition 7.1. Let Γ and Γ' be BMW charts of degree n in a 2-disk B^2 . Then, a *BMW chart move*, or simply a *chart move* or a *C-move*, is a local move in a 2-disk $N \subset B^2$ such that Γ (respectively Γ') is changed to Γ' (respectively Γ), satisfying the following.

- (1) The boundary ∂N does not contain vertices of Γ and Γ' , and $\Gamma \cap \partial N$ (respectively $\Gamma' \cap \partial N$) consists of transverse intersection points of edges of Γ (respectively Γ') and ∂N .
- (2) The charts are identical in the complement of N : $\Gamma \cap (B^2 \setminus N) = \Gamma' \cap (B^2 \setminus N)$.
- (3) The charts in N , $\Gamma \cap N$ and $\Gamma' \cap N$, satisfy one of the following.
 - (T) C-moves for τ -charts.
The charts $\Gamma \cap N$ and $\Gamma' \cap N$ consist of τ -edges and vertices: $\Gamma \cap N = \Gamma_\tau \cap N$ and $\Gamma' \cap N = \Gamma'_\tau \cap N$, and they are as in Figure 32. We call the chart moves (T1)–(T6), respectively. In particular, we call (T2) a *YU-move*, and (T4) an *IH-move*.
 - (CI) C-moves for charts with no black σ -vertices.
The charts $\Gamma \cap N$ and $\Gamma' \cap N$ do not contain black σ -vertices, and each component of the τ -charts $\Gamma_\tau \cap N = \Gamma'_\tau \cap N$ has an intersection with ∂N .
 - (CII) C-moves for charts with a black σ -vertex (1).
The chart $\Gamma \cap N$ contains a black σ -vertex and a crossing, and the chart $\Gamma' \cap N$ is the result of moving the black σ -vertex to delete the crossing, as depicted in the upper figure in Figure 33, where the orientations are allowed for all possible cases: the orientations of σ -edges in the figure are for example.
 - (CIII) C-moves for charts with a black σ -vertex (2).
The chart $\Gamma \cap N$ contains a black σ -vertex and a white σ -vertex, and the chart $\Gamma' \cap N$ is the result of moving the black σ -vertex to delete the white vertex, as depicted in the lower figure in Figure 33, where the orientations are allowed for all possible cases: the orientations of σ -edges in the figure are for example.

We call the chart moves *T*, *CI*, *CII*, *CIII*-moves, respectively.

Definition 7.2. Let Γ and Γ' be BMW charts of degree n in a 2-disk B^2 . We say that Γ and Γ' are *BMW chart-move equivalent* or simply *C-move equivalent* if they are related by a finite sequence of BMW chart moves and ambient isotopies of B^2 .

We give a set of explicit CI-moves as follows; see Claim 9.2.

Definition 7.3. We define chart moves (A1)–(A9) (generators of σ -CI-moves), (B1)–(B3), (C1)–(C3), (D1)–(D10), (E1)–(E3) and (F1)–(F3), as

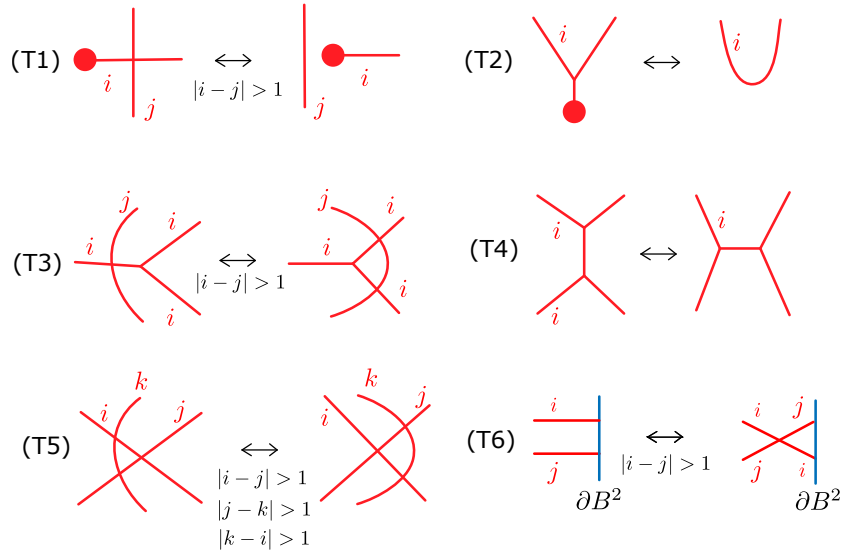


FIGURE 32. T-moves (T1)–(T6).

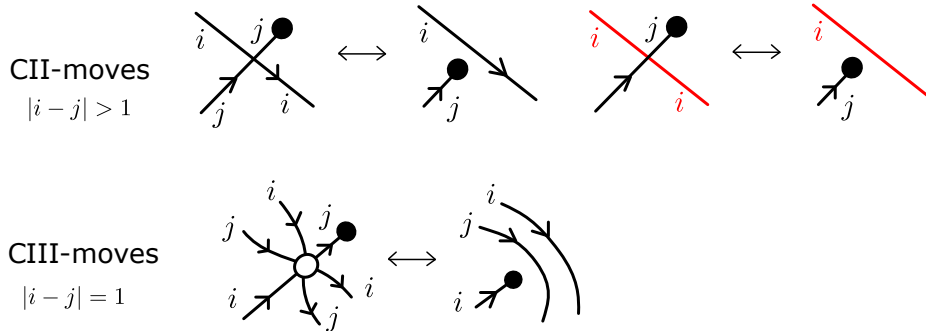


FIGURE 33. CII-moves and CIII-moves, where the orientations are for example.

follow, where the orientations are allowed for all possible cases: the orientations of σ -edges in the figures are for example.

(A) CI-moves for σ -edges.

The local moves as in Figure 34. There are 9 types. They are generators of CI-moves for the original charts of braided surfaces.

(B) CI-moves for charts with a black τ -vertex.

The local moves as in Figure 35. There are 3 types.

(C) CI-moves for charts with a boundary point.

The local moves as in Figure 36. There are 3 types.

(D) CI-moves for charts with a τ -edge.

The local moves as in Figure 37. There are 10 types.

(E) CI-moves for charts with a trivalent τ -vertex.

The local moves as in Figure 38. There are 3 types.

(F) CI-moves for a τ -crossing.
 The local moves as in Figure 39. There are 3 types.

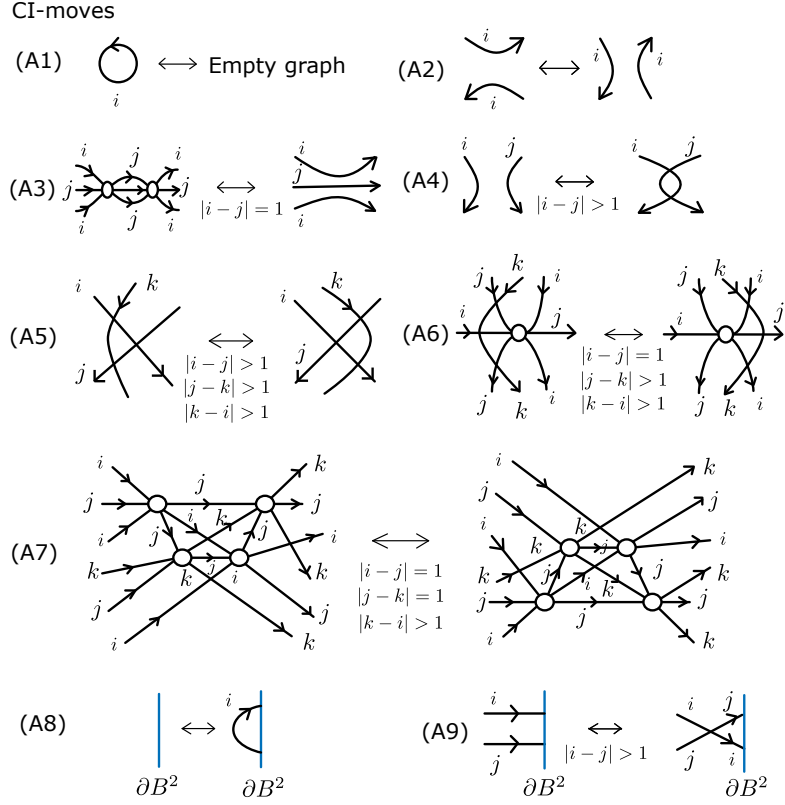


FIGURE 34. CI-moves (A1)–(A9), where the orientations are for example.

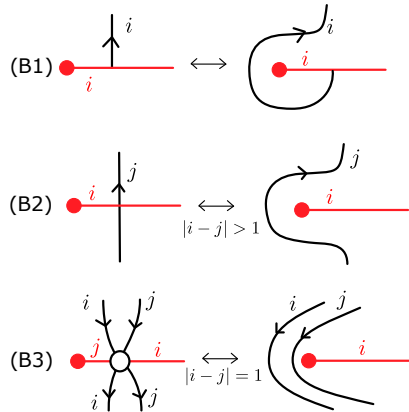


FIGURE 35. CI-moves (B1)–(B3), where the orientations are for example.

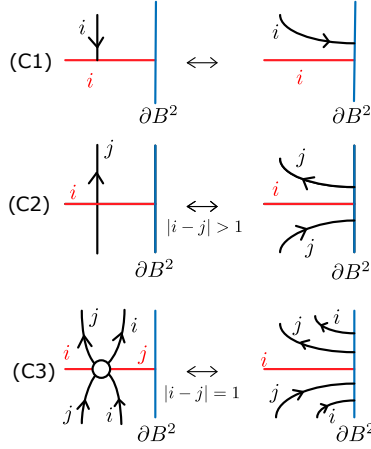


FIGURE 36. CI-moves (C1)–(C3), where the orientations are for example.

Remark 7.4. The (D10) and (F3)-moves are analogues of the (A7)-move: the chart obtained from (D10)/(F3) by changing τ -edges into σ -edges are essentially the same with the (A7)-move; we leave the detailed explanation as an exercise to the reader. The (D5)-move is obtained as a combination of the (E2)-move and the YU-move (namely the (T2)-move).

Theorem 7.5. *Two knitted surfaces of degree n are equivalent if their presenting charts are related by a finite number of C-moves consisting of T, CII, CIII-moves and CI-moves of type (A1)–(F3).*

Proof. Let Γ and Γ' be charts of degree n related by one of C-moves in question, and let S and S' be the knitted surfaces of degree n presented by Γ and Γ' , respectively. If Γ and Γ' are related by one of the original C-moves, which is the case when Γ and Γ' do not contain τ -edges, then S and S' are equivalent [5, 9]; hence, there exists an isotopy of braided surfaces connecting S and S' . Since there is a surjection from the set of n -braids to the set of n -knits which is given by changing a crossing to a hook pair, the isotopy induces an isotopy of knitted surfaces presented by C-moves analogous to the original C-moves. Here, a C-move analogous to an original C-move \mathcal{R} is the local move obtained from \mathcal{R} by changing several σ -edges into τ -edges. It remains to show for the cases which involve vertices of degree 3: (T2), (T3), (T4), (B1), (C1), (D1), (D2), (D3), (D4), (E1)–(E3). For these cases, by describing S and S' by motion pictures, we can construct a 3-cell such that S' is obtained from S by a 3-cell move which induces an isotopy of knitted surfaces. Thus S and S' are equivalent, and we have the required result. \square

8. KNITTED SURFACES OF DEGREE 2 AND BMW CHARTS PRESENTING TRIVIAL SURFACE-KNOTS

In this section, we consider knitted surfaces of degree 2. We give a chart of degree 2 such that the plat closure of its knitted surface is a given trivial surface-knot (Theorem 8.1). In this section, a chart of degree 2 is called a *2-chart*.

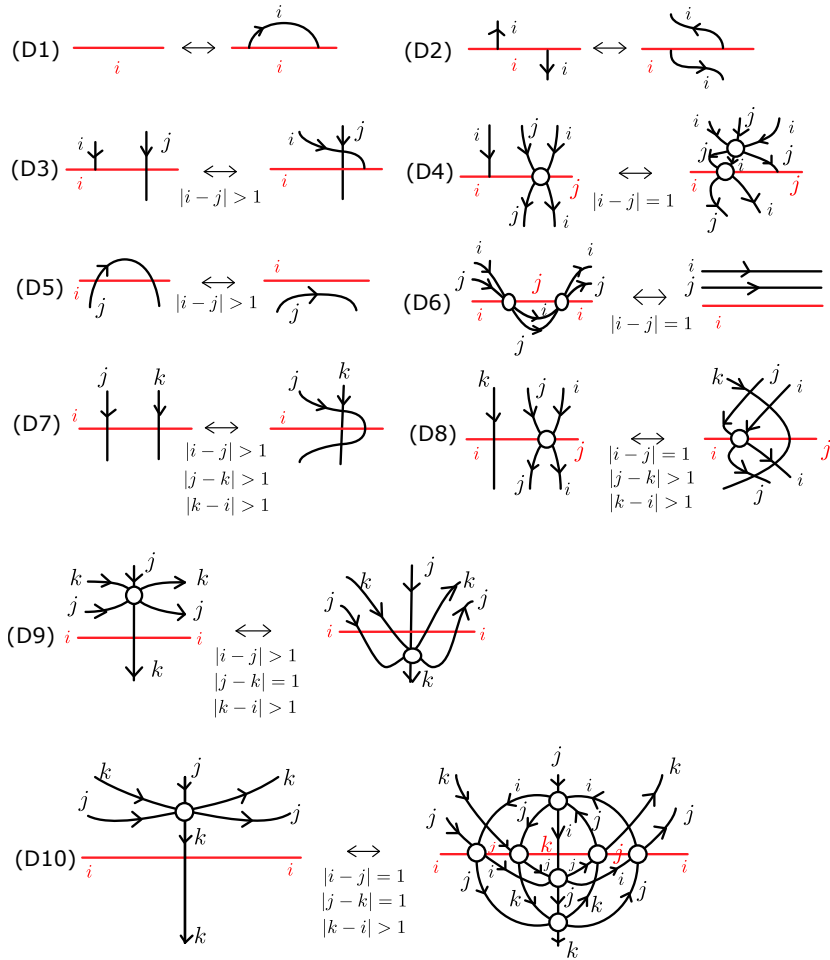


FIGURE 37. CI-moves (D1)–(D10), where the orientations are for example.

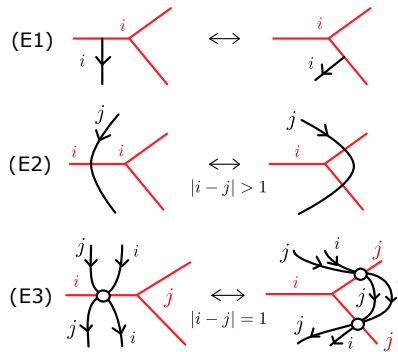


FIGURE 38. CI-moves (E1)–(E3), where the orientations are for example.

For a chart, we call an edge a *free edge* if its endpoints are black vertices. We call an edge a *half edge* if exactly one endpoint is a black vertex: the

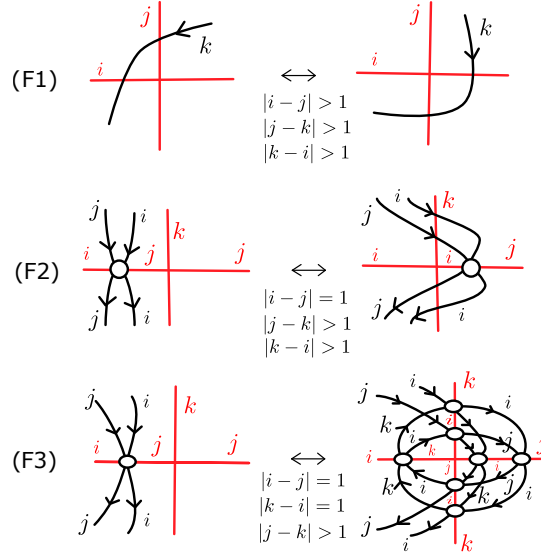


FIGURE 39. CI-moves (F1)–(F3), where the orientations are for example.

other endpoint is either a boundary point or a trivalent vertex. When a half σ -edge has an orientation toward (respectively from) the black vertex, we call it a *positive* (respectively *negative*) half σ -edge.

Let S be a knitted surface of degree 2 in $D^2 \times B^2$ such that the boundary $\partial S \subset D^2 \times \partial B^2$ is the closure of a 2-braid $\beta = \sigma_1^n$ for some integer n . Let A be a band with n half twists, embedded in $D^2 \times \partial B^2$, such that $\partial A = \partial S$. We define the *plat closure* of S by the surface-link $S \cup A \subset \mathbb{R}^4$, determined from the natural inclusion $D^2 \times B^2 \subset \mathbb{R}^4$. Further, for a knitted surface S such that ∂S is the plat closure of a 2-braid, we define the *plat closure* of S as the surface-link obtained from S by pasting an embedded disk $A \subset D^2 \times \partial B^2$ to ∂S .

A *standard 2-sphere* (respectively a *standard torus*) in \mathbb{R}^4 is the boundary of a 3-ball (respectively an unknotted solid torus) in $\mathbb{R}^3 \times \{0\}$, and a standard positive projective plane (respectively a *standard negative projective plane*) is the knotted torus as illustrated in (1) (respectively (2)) in Figure 41. A surface-knot in \mathbb{R}^4 is *trivial* if it is a connected sum of a finite number of standard surfaces in \mathbb{R}^4 . We denote by T a standard torus, and by P_+ (respectively P_-) a standard positive (respectively negative) projective plane.

Theorem 8.1. *Let S be a trivial surface-knot, which is the connected sum of g copies of T and m copies of P_+ and n copies of P_- . Then S is the plat closure of the knitted surface presented by a 2-chart Γ in B^2 such that Γ consists of $\min\{m, n\}$ copies of free σ -edges, g copies of free τ -edges, and $|m - n|$ copies of positive (respectively negative) half σ -edges connected with ∂B^2 if $m \geq n$ (respectively $m < n$).*

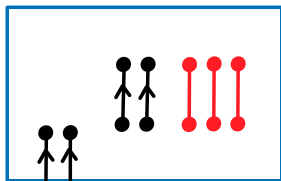


FIGURE 40. Example of a 2-chart whose plat closure is a trivial surface-knot, where we omit the labels, which are all one.

Example 8.2. Let Γ be a 2-chart as given in Figure 40. Then, the plat closure of the presented knitted surface is a trivial surface-knot given as a connected sum of 3 copies of T , 4 copies of P_+ and 2 copies of P_- .

Proof of Theorem 8.1. First we observe that a standard 2-sphere is the plat closure of the 2-chart which is the empty graph. An addition of a free τ -edge is an addition of a 1-handle between the first and the second sheets, and since we consider the plat closure, we see that the 1-handle is trivial; thus, taking a connected sum with one copy of T is an addition of a free τ -edge to the 2-chart.

Now we obtain 2-charts of a projective plane and a connected sum of projective planes, as follows. Essentially our argument here is the same with that given in the proof of [19, Theorem 5.5]. Seeing Figure 41(1) and (2), we see that the middle part of (1) and (2) are presented by the 2-charts (3) and (4) in an annulus, respectively. By a (C1)-move, we move the half σ -edge so that the 2-charts are C-move equivalent to the 2-charts as in Figure 42(1) and (2), respectively. The projective planes are obtained by taking the plat closures, that is, by pasting disks to the boundaries, of the surfaces presented by the 2-charts. Taking a connected sum of projective planes corresponds to taking the sum of the 2-charts as indicated in Figure 42(3). Since the knitted surface presented by a chart on an annulus is presented by a chart in a disk as in the right figure of Figure 43, we see that projective planes and their connected sum is presented by the 2-charts as in Figure 44. Then, by (C1)-moves, we move the half σ -edges to be connected with ∂B^2 and then, since we consider the plat closure, we can regard ∂B^2 to be a τ -edge and we remove the half τ -edge by a YU-move.

Thus, the 2-chart consists of g copies of free τ -edges and m (respectively n) copies of positive (respectively negative) half σ -edges. Then, applying (A2) and (D1)-moves to obtain free σ -edges, we have a 2-chart in the required form. \square

We claim the following, which will be shown in a future paper.

Claim 8.3. Let S be the plat closure of the knitted surface presented by a chart of degree 2. Then, S is a trivial surface-link.

9. FURTHER RESULTS

A knitted surface S is called a *2-dimensional n -knot* if $\partial S = Q_n \times \partial B^2$. Let S be 2-dimensional n -knot in $D^2 \times B^2$ and $S_0 = Q_n \times B^2$ be the trivial

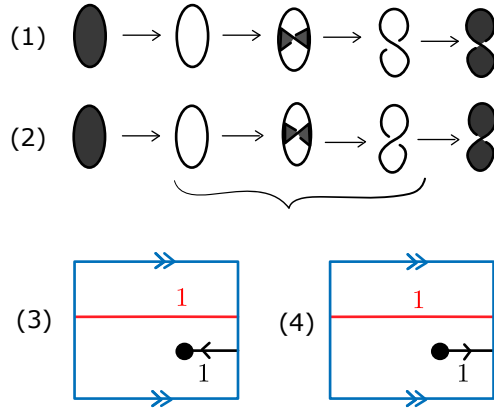


FIGURE 41. (1) A standard positive projective plane P_+ and (2) a standard negative projective plane P_- . The middle part of (1) and (2) are presented by the 2-charts (3) and (4) in an annulus, respectively.

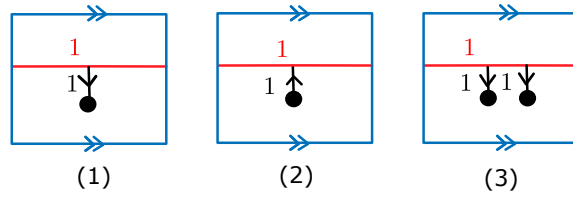


FIGURE 42. Charts of degree 2 in an annulus whose closures present (1) a positive projective plane P_+ , (2) a negative projective plane P_- , and (3) the connected sum $P_+\#P_+$.

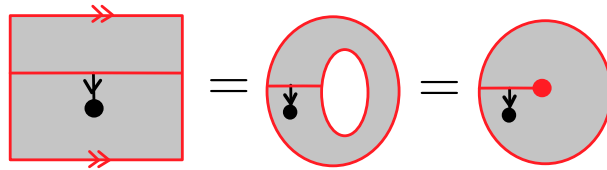


FIGURE 43. Chart descriptions of the same knitted surface, where we focus on the surfaces presented by the charts in the grey regions.

2-dimensional n -braid. Then, the *closure* of S is a surface-link in S^4 defined as the union of S and S_0 in $S^4 = D^2 \times B^2 \cup_{\partial} D^2 \times B^2$. It is known [8] that every orientable surface-link is ambiently isotopic to the closure of some 2-dimensional braid.

In our future papers, we will show the followings.

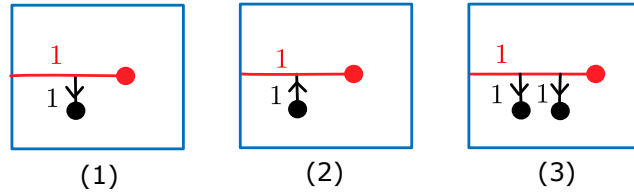


FIGURE 44. Charts of degree 2 in B^2 whose plat closures present (1) a positive projective plane P_+ , (2) a negative projective plane P_- , and (3) the connected sum $P_+ \# P_+$.

Claim 9.1. Every surface-link in S^4 is isotopic to the closure of some 2-dimensional knot.

This claim will be shown by focusing on the fact that the plat closure $\text{pcl}(\beta)$ of a braid β is equivalent to the closure of the knot $\tau\beta$ (see Figure 45), and seeing that the analogous deformation holds also for the “plat closure” of braided surfaces [19].

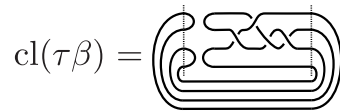


FIGURE 45. The closure $\text{cl}(\tau\beta)$ of the knot $\tau\beta$, where β is the braid of Figure 15.

Claim 9.2. CI-moves are generated by the moves (A1)–(F3) given in Definition 7.3.

This claim will be shown by an argument as follows. When we have only σ -edges and vertices, then it is an original CI-move, which is generated by (A1)–(A9). For the other cases which contain τ -edges, we will construct a sequence of moves consisting of (A1)–(F3), which relates the BMW charts. Further, we expect that if two knitted surfaces of degree n are equivalent, then their presenting charts are C-move equivalent.

ACKNOWLEDGEMENTS

The first author was partially supported by JST FOREST Program, Grant Number JPMJFR202U. The second author was partially supported by JSPS KAKENHI Grant Number 22J20494.

REFERENCES

- [1] J.S. Birman, *New points of view in knot theory*, Bull. Amer. Math. Soc. (N.S.) **28** II (1993) 253–287.
- [2] J. S. Birman, H. Wenzl, *Braids, link polynomial and a new algebra*, Trans. Amer. Math. Soc. **313** (1989) 249–273.
- [3] T. Brendle, A. Hatcher, *Configuration spaces of rings and wickets*, Comment. Math. Helv., **88** (2008) 131–162.

- [4] J. S. Carter, S. Kamada, M. Saito, *Surfaces in 4-space*, Encyclopaedia of Mathematical Sciences 142, Low-Dimensional Topology III, Berlin, Springer-Verlag, 2004.
- [5] S. Kamada, *Braid and Knot Theory in Dimension Four*, Math. Surveys and Monographs 95, Amer. Math. Soc., 2002.
- [6] S. Kamada, *An observation of surface braids via chart description*, J. Knot Theory Ramifications **5** (1996), no. 4, 517–529.
- [7] S. Kamada, *A characterization of groups of closed orientable surfaces in 4-space*, Topology **33** (1994) 113–122.
- [8] S. Kamada, *Alexander’s and Markov’s theorems in dimension four*, Bull. Amer. Math. Soc. (N.S.), **31** (1994), no. 1, 64–67.
- [9] S. Kamada, *Surfaces in \mathbb{R}^4 of braid index three are ribbon*, J. Knot Theory Ramifications **1** (1992), no. 2, 137–160.
- [10] S. Kamada, T. Matumoto, *Chart descriptions of regular braided surfaces*, Topology Appl. **230** (2017), 218–232.
- [11] A. Kawachi, *A Survey of Knot Theory*, Birkhäuser Verlag, Basel, 1996.
- [12] A. Kawachi, T. Shibuya, S. Suzuki, *Descriptions on surfaces in four-space. I. Normal forms*, Math. Sem. Notes Kobe Univ., **10** (1982), no. 1, 75–125.
- [13] H. M. Hilden, *Generators for two groups related to the braid group*, Pacific J. Math., **59** (1975), no. 2, 475–486.
- [14] J. Meier, *Filling braided links with trisected surfaces*, Algebr. Geom. Topol., **24** (2024), no.2, 803–895.
- [15] H. R. Morton, *A basis for the Birman-Wenzl algebra*, arXiv:1012.3116.
- [16] J. Murakami, *The Kauffman polynomial of links and representation theory*, Osaka J. Math. **24** (1987) 745–758.
- [17] I. Nakamura, *Knotted surfaces constructed using generators of the BMW algebras and their graphical description*, arXiv: 2306.10479v1.
- [18] L. Rudolph, *Braided surfaces and Seifert ribbons for closed braids*, Comment. Math. Helv. **58** (1983) 1–37.
- [19] J. Yasuda, *A plat form presentation for surface-links*, arXiv:2105.08634, to appear in Osaka J. Math.

DEPARTMENT OF MATHEMATICS, INFORMATION SCIENCE AND ENGINEERING,
 SAGA UNIVERSITY, 1 HONJOMACHI, SAGA, 840-8502, JAPAN
 TEL: +81-952-28-8113
 Email address: inasa@cc.saga-u.ac.jp

DEPARTMENT OF MATHEMATICS, GRADUATE SCHOOL OF SCIENCE,
 OSAKA UNIVERSITY, 1-1, MACHIKANNEYAMA, TOYONAKA, OSAKA 560-0043, JAPAN
 Email address: u444951d@ecs.osaka-u.ac.jp