

Asymptotic results for nonparametric regression estimators after sufficient dimension reduction estimation

Liliana Forzani^{1,2*}, Daniela Rodriguez^{2,3†} and Mariela Sued^{2,3†}

^{1*}Facultad de Ingeniería Química, Universidad Nacional del Litoral, Santa Fe, Argentina.

² CONICET, Argentina.

³Facultad de Ciencias Exactas y Naturales, Universidad de Buenos Aires, Buenos Aires, Argentina.

*Corresponding author(s). E-mail(s): lforzani@fiq.unl.edu.ar; Contributing authors: drodri@dm.uba.ar; msued@dm.uba.ar;

†These authors contributed equally to this work.

Abstract

Prediction, in regression and classification, is one of the main aims in modern data science. When the number of predictors is large, a common first step is to reduce the dimension of the data. Sufficient dimension reduction (SDR) is a well established paradigm of reduction that keeps all the relevant information in the covariates \mathbf{X} that is necessary for the prediction of \mathbf{Y} . In practice, SDR has been successfully used as an exploratory tool for modelling after estimation of the sufficient reduction. Nevertheless, even if the estimated reduction is a consistent estimator of the population, there is no theory that supports this step when non-parametric regression is used in the imputed estimator. In this paper, we show that the asymptotic distribution of the non-parametric regression estimator is the same regardless if the true SDR or its estimator is used. This result allows making inferences, for example, computing confidence intervals for the regression function avoiding the curse of dimensionality.

Keywords: non-parametric regression, imputation, sufficient dimension reduction

1 Introduction

The prediction of a response $Y \in \mathbb{R}$ based on a random vector $\mathbf{X} \in \mathbb{R}^p$ is one of the main goals in modern science and may be achieved estimating the conditional mean function $\mathbb{E}(Y \mid \mathbf{X})$. When the number of predictors p is large, most methods include some type of dimension reduction for \mathbf{X} . Sufficient dimension reduction (SDR) has proven to be a powerful tool for this task, extracting sufficient information in regression and classification settings (see [1] and references thereby). SDR includes a family of methods that seek a reduction $R(\mathbf{X})$, where $R : \mathbb{R}^p \rightarrow \mathbb{R}^d$ with $d < p$, that capture all the information that \mathbf{X} contains about Y in the sense that $Y \mid \mathbf{X} \sim Y \mid R(\mathbf{X})$. In particular, this implies that $\mathbb{E}(Y \mid \mathbf{X}) = \mathbb{E}(Y \mid R(\mathbf{X}))$.

There are three general paradigms for determining and estimating a sufficient reduction. The first of them is based on moments or functions of moments of the conditional distribution of $\mathbf{X} \mid Y$ (SIR, [2]; SAVE, [3]; pHd, [4], PIR, [5]; MAVE, [6], [7], [8], [9],[10]; DR, [11]). The second methodology postulates a parametric model for the inverse regression of \mathbf{X} on Y . In this model-based approach, minimal sufficient reductions can be determined from the model itself ([12–21]). Under this setting, the SDR, $R(\mathbf{X})$, is not necessary linear on \mathbf{X} as in the case of moment based methodology (see [20]). Finally, if the target is $\mathbb{E}(Y \mid \mathbf{X})$, instead of the whole conditional distribution $Y \mid \mathbf{X}$, [22] developed methods to get linear reductions under mild conditions. In the same lines, recently [23] found that under a non-linear forward model, Partial least square (PLS) reduction gives sufficient linear combinations to estimate $\mathbb{E}(Y \mid \mathbf{X})$.

Reducing the dimension of \mathbf{X} to predict Y is desirable because it makes statistical methods more efficient. For instance, the performance of nonparametric regression techniques, such as Nadaraya [24] - Watson [25], depends on the dimension of the predictor. Thus, using such methods on a reduction should result in better performance than if those procedures were applied without reducing. Namely, estimators based on (\mathbf{X}_i, Y_i) gives rise to estimations with $\sqrt{nh^p}$ rates, while using $(R(\mathbf{X}_i), Y_i)$, allows to attempt $\sqrt{nh_n^d}$ rate and, in this way, the course of dimensionality may be broken. However, even when the reduction can be characterized in terms of the joint distribution of (\mathbf{X}, Y) , it must be estimated. In practice, $(\widehat{R}(\mathbf{X}_i), Y_i)$ is available to predict where \widehat{R} stands for an estimator of the reduction R . This is the way sufficient dimension reduction has been used by practitioners, to great success. However, no theoretical results are available to quantify the impact of using the estimated reduction in lieu of the true one in this non parametric setting. For instance, in parametric frameworks this problem has been addressed by [26]. They show that treating the estimated sufficient predictors as the true ones leads to distorted results when performing inference about the finite dimensional parameter of interest. Prediction after reduction is not discussed in their work. The only asymptotic theoretical results related to prediction after reduction is the one given by [27] when using the model based paradigm to get the

reduction. Using a prediction method developed by [17] they prove that when $\mathbf{X} \mid Y$ follows a generalized linear model.

The main goal of this work is to prove that nonparametric estimators based on estimated reductions perform as well as if the true reduction were used. As we discuss below, and in contrast to the parametric setting described, the imputation of an estimated reduction with better rate than that of the regression method allows to neglect the impact of the imputation. Up to now, only heuristic grounds were presented to justify this fact and here we provide a rigorous theoretical proof, filling an important gap which remained open up to now.

In Section 2 we defined an estimator of $\mathbb{E}(Y \mid \mathbf{X})$ using the estimated reduction. In Section 3 the asymptotic behaviour of the estimator is given. The uniform consistency is also discussed at the end of this section. In Section 4 we show how the existing estimators of the reduction can be used to fit the framework developed in this work. We report the results of a simulation study in Section 5.1. In Section 5.3, using the example considered in [28–30], we show how to compute in practice approximate confidence intervals for the conditional mean.

2 Estimating the regression function after a linear reduction

Consider $(\mathbf{X}, Y) \in \mathbb{R}^{p+1}$. Assume that there exists $\beta_0 \in \mathbb{R}^{d \times p}$ such that

$$\mathbb{E}(Y \mid \mathbf{X}) = \mathbb{E}(Y \mid \beta_0 \mathbf{X}), \quad (1)$$

and therefore, $R(\mathbf{X}) = \beta_0 \mathbf{X}$ is a sufficient reduction for $\mathbb{E}(Y \mid \mathbf{X})$. Let $\mathbf{W} = \beta_0 \mathbf{X} \in \mathbb{R}^d$ and define

$$\eta(\mathbf{x}_0) = \mathbb{E}(Y \mid \mathbf{X} = \mathbf{x}_0), \quad \xi(\mathbf{w}) = \mathbb{E}(Y \mid \mathbf{W} = \mathbf{w}). \quad (2)$$

Thus, for $\mathbf{w}_0 = \beta_0 \mathbf{x}_0$ with fixed $\mathbf{x}_0 \in \mathbb{R}^p$, we have that $\eta(\mathbf{x}_0) = \xi(\mathbf{w}_0)$. We are interested in estimating $\eta(\mathbf{x}_0)$ for a given \mathbf{x}_0 . Note that if β_0 were known, we could estimate $\eta(\mathbf{x}_0) = \xi(\mathbf{w}_0)$ with

$$\widehat{\xi}(\mathbf{w}_0) = \frac{\sum_{i=1}^n Y_i K\left(\frac{\mathbf{w}_0 - \mathbf{W}_i}{h_n}\right)}{\sum_{i=1}^n K\left(\frac{\mathbf{w}_0 - \mathbf{W}_i}{h_n}\right)} = \frac{\sum_{i=1}^n Y_i K\left(\frac{\beta_0 \mathbf{x}_0 - \beta_0 \mathbf{X}_i}{h_n}\right)}{\sum_{i=1}^n K\left(\frac{\beta_0 \mathbf{x}_0 - \beta_0 \mathbf{X}_i}{h_n}\right)}, \quad (3)$$

where $h_n > 0$. In this case, under the conditions established in Theorem 4, it is known that $\widehat{\xi}(\mathbf{w}_0) \xrightarrow{P} \xi(\mathbf{w}_0) = \eta(\mathbf{x}_0)$ and $\sqrt{nh_n^d} \{\widehat{\xi}(\mathbf{w}_0) - \xi(\mathbf{w}_0)\}$ converges in distribution to a Gaussian law. An exhaustive review of these results is unfeasible or, at least, out of the scope of this work. For the sake of completeness, inspired by [31] we include the proof of this result.

4 *Asymptotic results for prediction after sufficient dimension reduction*

In practice, β_0 is unknown and thus the estimator $\widehat{\xi}(\mathbf{w}_0)$ with $\mathbf{w}_0 = \beta_0 \mathbf{x}_0$ cannot be computed. Guided by the plug-in spirit, we input an estimator $\widehat{\beta}_n$ of β_0 and define

$$\widehat{\eta}(\mathbf{x}_0) := \frac{\sum_{i=1}^n Y_i K\left(\frac{\widehat{\beta}_n(\mathbf{x}_0 - \mathbf{X}_i)}{h_n}\right)}{\sum_{i=1}^n K\left(\frac{\widehat{\beta}_n(\mathbf{x}_0 - \mathbf{X}_i)}{h_n}\right)}. \quad (4)$$

In this work we establish that, under regularity conditions stated in Theorem 1, $\widehat{\eta}(\mathbf{x}_0)$ is asymptotically equivalent to $\widehat{\xi}(\mathbf{w}_0)$ as far as $\sqrt{n}(\widehat{\beta}_n - \beta_0) = O_P(1)$. Thus, the reduction drastically improves the rate of convergence of the estimator without losing efficiency when the estimated reduction is used instead of the true one.

3 Assumptions and main results

Let (\mathbf{X}_i, Y_i) , $i \geq 1$, be independent and identically distributed copies of (\mathbf{X}, Y) . Consider $\mathbf{W} = \beta_0 \mathbf{X}$ and $\mathbf{w}_0 = \beta_0 \mathbf{x}_0$, where β_0 and \mathbf{x}_0 are a fixed matrix in $\mathbb{R}^{d \times p}$ and a point in \mathbb{R}^p , respectively. Define

$$\begin{aligned} \xi(\mathbf{w}) &= \mathbb{E}(Y \mid \mathbf{W} = \mathbf{w}), \\ \xi_2(\mathbf{w}) &= \mathbb{E}(Y^2 \mid \mathbf{W} = \mathbf{w}), \\ \sigma^2(\mathbf{w}) &= \mathbb{E}\left(\{Y - \xi(\mathbf{W})\}^2 \mid \mathbf{W} = \mathbf{w}\right). \end{aligned} \quad (5)$$

3.1 Pointwise consistency and asymptotic normality

We state the assumptions needed regarding the joint distribution of (\mathbf{X}, Y) .

- A.1 \mathbf{W} has a density $f_{\mathbf{W}}$, which is continuous and positive at \mathbf{w}_0 .
- A.2 There exists $\delta > 0$ such that $\mathbb{E}(|Y|^{2+\delta}) < \infty$ and $\mathbb{E}(|Y|^{2+\delta} \mid \mathbf{W} = \cdot)$ is continuous at \mathbf{w}_0 .
- A.3 ξ , ξ_2 and σ^2 , defined in (5), are continuous functions at \mathbf{w}_0 and $\sigma^2(\mathbf{w}_0) > 0$.
- A.4 There exists $q \geq 2$ such that $f_{\mathbf{W}}$ and ξ are of class C^q on an open convex set containing \mathbf{w}_0 .
- A.5 $\mathbb{E}(Y^2 \|\mathbf{X}\|^2) < \infty$ and, for $a = 0, 1$, $\mathbb{E}(Y^a \mathbf{X} \mid \mathbf{W} = \cdot)$, $\mathbb{E}(Y^{2a} \|\mathbf{X}\|^2 \mid \mathbf{W} = \cdot)$ and $\mathbb{E}(Y^{2a} \|\mathbf{x}_0 - \mathbf{X}\|^2 \mid \mathbf{W} = \cdot)$ are continuous at \mathbf{w}_0 .

Now, we present the conditions to be satisfied by the kernel.

- K.1 The kernel $K : \mathbb{R}^d \rightarrow \mathbb{R}$ is bounded, integrable with $\lim_{\|\mathbf{w}\| \rightarrow \infty} \|\mathbf{w}K(\mathbf{w})\| = 0$, and

$$\int_{\mathbb{R}^d} K(\mathbf{w}) d\mathbf{w} = 1. \quad (6)$$

- K.2 $\int_{\mathbb{R}^d} \mathbf{v}^\alpha K(\mathbf{v}) d\mathbf{v} = 0$, for all α with $1 \leq |\alpha| \leq q - 1$ for q considered in A.4.

K.3 $K(\mathbf{u}) = k(\|\mathbf{u}\|)$, for $k: \mathbb{R} \rightarrow \mathbb{R}$ with two continuous derivative and compact support satisfying

$$\int_{\mathbb{R}^d} k'(\|\mathbf{w}\|) \frac{\mathbf{w}^T}{\|\mathbf{w}\|} d\mathbf{w} = 0.$$

K.4 There exists a positive constant $C > 0$ such that $|k'(t)| \leq Ct$ for all $t \in \mathbb{R}$.

An example of such a kernel for $q = 2$ is given by $K(\mathbf{x}) = k(\mathbf{x})$ with $k(s) = c(1 - s^2)^3 I_{(-1 < s < 1)}$ where c is chosen so that (6) holds.

Condition K.1 includes requirement (6), which is crucial for non parametric density estimation. However, in the regression setting, the normalization factor required to satisfy (6) cancels both expressions (3) and (4). Thus, in practice, the normalization condition is not needed but it makes proofs more elegant. Condition K.3 implies K.1, but we decided to include both of them to emphasize at which point of the proofs each one is used. K.1 and K.2 are typically assumed in non parametric settings. K.3 and K.4 are needed to control the effect of substituting β_0 with $\hat{\beta}_n$.

Theorem 1 *Assume that $\sqrt{n}(\hat{\beta}_n - \beta_0) = O_P(1)$. Under A.1-A.5 and K.1-K.4 the estimator $\hat{\eta}(\mathbf{x}_0)$, defined in (4), consistently estimates $\eta(\mathbf{x}_0)$ if $h_n \rightarrow 0$ and $nh_n^d \rightarrow \infty$ as $n \rightarrow \infty$; i.e.*

$$\hat{\eta}(\mathbf{x}_0) \xrightarrow{p} \eta(\mathbf{x}_0). \quad (7)$$

For $d = 1$, we also assume that $nh^2 \rightarrow \infty$. Additionally, if $nh_n^{d+2q} \rightarrow 0$ as $n \rightarrow \infty$, we get that

$$\sqrt{nh_n^d} \{\hat{\eta}(\mathbf{x}_0) - \eta(\mathbf{x}_0)\} \xrightarrow{D} \mathcal{N} \left(0, \frac{\sigma^2(\mathbf{w}_0) \int_{\mathbb{R}^d} K^2(\mathbf{u}) d\mathbf{u}}{f_{\mathbf{W}}(\mathbf{w}_0)} \right). \quad (8)$$

The relation between n and h_n in Theorem 1 is that which is typically assumed in the non parametric regression framework when the predictors are in \mathbb{R}^d . Moreover, in this work we prove that non parametric post dimension reduction procedures based on the estimated reduction behave as well as those based on the true reduction, in the sense that are asymptotically equivalent. This is a consequence of the different rates of convergence of each procedure. Namely, the $\sqrt{nh^d}$ rate of the non parametric technique kills the impact of replacing the true reduction by its estimator. I.e., it has a better rate of convergence, which is \sqrt{n} in the present case. This is a drastic difference from the parametric setting presented in [26], where the use of the estimated sufficient predictors as the true predictors for parametric inference impacts the asymptotic variance of the estimator. For instance, the results presented in the Appendix (Theorem 4 and Proposition 1) show that we can also estimate non-parametrically the density of $\beta_0 \mathbf{X} \mid Y = a$, for $a = 0, 1$, based on $(\hat{\beta}_n \mathbf{X}_i, Y_i)$, with the same rates as if the reduction were known. This can be used in classification tasks by invoking a generative approach, i.e. when the conditional distribution of $X \mid Y$ is used instead of $Y \mid X$.

3.2 Non linear regression model

One of the examples where this theory can be applied is when $\mathbb{E}(Y \mid \mathbf{X})$ is a non linear function of some linear combinations of \mathbf{X} . This is a particular case of the non linear regression model, which postulates that

$$Y = r(\beta_0 \mathbf{X}) + \varepsilon, \quad (9)$$

where $\beta_0 \in \mathbb{R}^{d \times p}$, $\mathbf{X} \in \mathbb{R}^p$, $r : \mathbb{R}^d \rightarrow \mathbb{R}$ is an unknown function, \mathbf{X} is independent of ε , $\mathbb{E}(\varepsilon) = 0$ and $\mathbb{E}(\varepsilon^2) = \sigma^2$. This model fits the framework proposed in (1). In this case, following the definitions presented in (5), we get that

$$\xi(\mathbf{w}) = r(\mathbf{w}), \quad \xi_2(\mathbf{w}) = r^2(\mathbf{w}), \quad \sigma^2(\mathbf{w}) = \sigma^2. \quad (10)$$

The assumptions A.1-A.5 can now be restated as follows.

- A.1 \mathbf{W} has a density $f_{\mathbf{W}}$, which is continuous and positive at \mathbf{w}_0 .
- A.2 There exists $\delta > 0$ such that $\mathbb{E}(|r(\beta_0 \mathbf{X})|^{2+\delta}) < \infty$ and r is continuous at \mathbf{w}_0 .
- A.3 r is continuous at \mathbf{w}_0 and $\sigma^2 > 0$.
- A.4 There exists $q \geq 2$ such that $f_{\mathbf{W}}$ and r are of class C^q on an open convex set containing \mathbf{w}_0 .
- A.5 $\mathbb{E}(\|\mathbf{X}\|^2) < \infty$, $\mathbb{E}(r^2(\beta_0 \mathbf{X})\|\mathbf{X}\|^2) < \infty$. The functions $\mathbb{E}(\mathbf{X} \mid \mathbf{W} = \cdot)$, $\mathbb{E}(\|\mathbf{X}\|^2 \mid \mathbf{W} = \cdot)$ and r are continuous at \mathbf{w}_0 .

3.3 Uniform Consistency

Theorem 1 guarantees the consistency of the non-parametric estimation under some conditions. In this section we will show that this convergence is preserved when taking the supreme with \mathbf{x}_0 varying in a compact set \mathcal{K} if certain conditions are met. The proof is based on results established in the empirical processes literature. We will assume that:

- S.1 $K(m) = k(\|m\|)$, for k bounded, with compact support of bounded variation.
- S.2 The density function $f(t, \beta)$ of $\beta \mathbf{X}$ is continuous in (t, β) and for every compact set $\mathcal{K} \subset \mathbb{R}^p$

$$\inf_{\mathbf{x} \in \mathcal{K}} f(\beta_0 \mathbf{x}, \beta_0) = \inf_{\mathbf{x} \in \mathcal{K}} f_{\mathbf{W}}(\beta_0 \mathbf{x}) > 0. \quad (11)$$

- S.3 The regression function $r(t, \beta) = \mathbb{E}[Y \mid \beta \mathbf{X} = t]$ is continuous in (t, β) .

Note that S.1 is satisfied, for example, if $K(\mathbf{z}) = k(\|\mathbf{z}\|)$, where k is any of the following: the uniform kernel, the Epanechnikov kernel, the biweight kernel or the triweight kernel.

Theorem 2 *Assume that $\widehat{\beta}_n \xrightarrow{P} \beta_0$ and that S.1-S.3 hold. Let $\mathcal{K} \subset \mathbb{R}^p$ be a compact set. If either*

1. There exists a constant C such that $|Y| \leq C$ with probability one, $h_n \rightarrow 0$ and $h_n^d n / \log n \rightarrow \infty$.
2. $\mathbb{E}Y^2 < \infty$, $h_n \rightarrow 0$ and $h_n^{2d} n \rightarrow \infty$,

Then $\sup_{\mathbf{x}_0 \in \mathcal{K}} |\hat{\eta}(\mathbf{x}_0) - \eta(\mathbf{x}_0)| \xrightarrow{P} 0$.

4 Projections

In the literature of SDR, given $(\mathbf{X}, Y) \in \mathbb{R}^{p+1}$ there are methods to characterize an orthogonal projection of rank $d < p$, $\mathbf{P}_0 \in \mathbb{R}^{p \times p}$, such that

$$Y \mid \mathbf{X} \sim Y \mid \mathbf{P}_0 \mathbf{X}. \quad (12)$$

See for example [2–11, 13, 22, 23]. In particular, (12) implies

$$\mathbb{E}(Y \mid \mathbf{X}) = \mathbb{E}(Y \mid \mathbf{P}_0 \mathbf{X}). \quad (13)$$

Therefore for any fixed $\beta_0 \in \mathbb{R}^{d \times p}$, with $\mathbf{P}_0 \beta_0^T = \beta_0^T$ and $\beta_0 \beta_0^T = I_d$,

$$\mathbb{E}(Y \mid \mathbf{X}) = \mathbb{E}(Y \mid \mathbf{P}_0 \mathbf{X}) = \mathbb{E}(Y \mid \beta_0 \mathbf{X}),$$

and therefore, we fit the setting presented in Section 2.

Asymptotically normal estimators $\hat{\mathbf{P}}_n$ of \mathbf{P}_0 , satisfying (12), are presented in the same literature. However, nothing is mentioned about the existence of $\hat{\beta}_n$ converging to β_0 , as we assumed in the construction of $\hat{\eta}(\mathbf{x}_0)$, presented in (4). Fortunately, when using an invariant kernel K as in S.1 from Section 3.3 or K.3 we have $K(A\mathbf{x}) = K(\mathbf{x})$ for any $A \in \mathbb{R}^{d \times d}$ with $AA^T = I_d$, and the definition of $\hat{\eta}(\mathbf{x}_0)$ presented in display (4) does not depend on $\hat{\beta}_n$ but on $\text{span}(\hat{\beta}_n^T)$. Therefore, we only need the existence of one of such sequence $\hat{\beta}_n$ and then any orthonormal matrix with the same span as $\hat{\mathbf{P}}_n$ can be used to construct $\hat{\eta}(\mathbf{x}_0)$. The existence of such a sequence is guaranteed by the following proposition.

Proposition 3 *Assume that $\hat{\mathbf{P}}_n \in \mathbb{R}^{p \times p}$, and $\sqrt{n}(\hat{\mathbf{P}}_n - \mathbf{P}_0) = O_P(1)$, with $\text{rank}(\hat{\mathbf{P}}_n) = d$, $\text{rank}(\mathbf{P}_0) = d$. Fix β_0 such that $\mathbf{P}_0 \beta_0^T = \beta_0^T$ and $\beta_0 \beta_0^T = I_d$. Then, there exists $\hat{\beta}_n$ such that $\hat{\beta}_n^T$ is a basis of $\text{span}(\hat{\mathbf{P}}_n)$: $\hat{\beta}_n \hat{\beta}_n^T = I_d$, $\hat{\mathbf{P}}_n \hat{\beta}_n^T = \hat{\beta}_n^T$ and $\sqrt{n}(\hat{\beta}_n - \beta_0) = O_P(1)$.*

As a consequence, if a sufficient dimension reduction estimator is found for the regression of $Y \mid X$ we could use (4) to predict Y for a new value \mathbf{x}_0 of the predictors, and we get an efficient estimator as if the true reduction were known.

5 Sufficient dimension reduction

5.1 Monte Carlo Study

We report the results of a Monte Carlo simulation study where we compute $\widehat{\mathbb{E}}(Y \mid \mathbf{X} = \mathbf{x})$, in three different ways: (i) performing a kernel regression on the original space of covariates, from now on NP (ii) with a kernel regression based on the true β_0 , as indicated in (3), from now on NPR and (iii) with the recipe presented in (4), where $\widehat{\beta}_n$ is a \sqrt{n} consistent estimator of β_0 , from now on NPRT. Since in practice β_0 is unknown, the second procedure is unfeasible.

5.1.1 Model 1. Forward regression

In this scenario, the predictors are generated as $\mathbf{X} \sim \mathcal{N}(0, \Sigma) \in \mathbb{R}^p$ with $p = 6$, $\Sigma = 5\beta_0\beta_0^T + 0.1(I_6 - \beta_0\beta_0^T)$ with $\beta_0 = 1_6/\sqrt{6}$, while the response is given by $Y = (\beta_0^T \mathbf{X})^2 + \epsilon$ with $\epsilon \sim N(0, (0.5)^2)$ and therefore the sufficient reduction is given by $\beta_0^T \mathbf{X}$.

We generate samples of size $n = 80, 100, 200, 300, 500, 1000$. For each of them we estimate the regression function $\mathbb{E}(Y \mid \mathbf{X} = \mathbf{x})$ with $\widehat{\mathbb{E}}(Y \mid \mathbf{X} = \mathbf{x})$, computed in the three different ways where for NPR, $\widehat{\beta}_n$ is the first PLS component, computed with [32] that we know is sufficient using [23]. In each case, the bandwidth h has been chosen as $5n^{-1/(4+p)}$ and the kernel k is given by

$$k(x) = (1 - x^2)^3 / \mathcal{B}(0.5, 4) I_{-1 \leq x \leq 1}, \quad (14)$$

where \mathcal{B} is the Beta function. We compare the mean square error of the estimators $\widehat{\mathbb{E}}(Y \mid \mathbf{X} = \mathbf{x})$ with $\mathbb{E}(Y \mid \mathbf{X} = \mathbf{x})$ using the empirical mean square error given by

$$\text{EMSE}(\mathbf{x}, n) = \frac{1}{N_{rep}} \sum_{i=1}^{N_{rep}} \left\{ \widehat{\mathbb{E}}(Y \mid \mathbf{X} = \mathbf{x}) - \frac{1}{N_{rep}} \sum_{i=1}^{N_{rep}} \widehat{\mathbb{E}}(Y \mid \mathbf{X} = \mathbf{x}) \right\}^2, \quad (15)$$

where $N_{rep} = 1000$ stands for the number of replications performed. We consider 10 fixed points, $\mathbf{x} = \mathbf{x}_{test,j} \in \mathbb{R}^p$, $j = 1, \dots, 10$, randomly chosen following the distribution of \mathbf{X} . Table 1 exhibits the $\text{EMSE}(\mathbf{x}_{test,j}, n)$, $j = 1, \dots, 10$, $n = 80, 100, 200, 300, 500, 1000$ where, as expected, the EMSE decreases with the sample size and also if we reduce predictors before performing the non parametric estimator. It also shows that there is not loss of information if we consider the estimated $\widehat{\beta}_n$ instead of β_0 . We also include in Figure 1 the density plots of the estimates of the regression function at $\mathbf{x}_{test,j}$, $j = 1$ and $j = 9$ where the distribution is normal and again, as expected the variance decreases drastically when reduction is considered.

5.2 Model 2. Inverse regression

In this case, we generate data under an inverse regression model, which postulates that $Y \sim \mathcal{N}(0, 5^2) \in \mathbb{R}$ while the conditional distribution of $\mathbf{X} \in \mathbb{R}^{20}$

	Method	$n = 80$	$n = 100$	$n = 200$	$n = 300$	$n = 500$	$n = 1000$
$\mathbf{x}_{test,1}$	NP	0.2688	0.2300	0.1507	0.1274	0.0974	0.0695
	NPR	0.1029	0.0861	0.0598	0.0464	0.0224	0.0097
	NPRT	0.1028	0.0801	0.0389	0.0282	0.0175	0.0089
$\mathbf{x}_{test,2}$	NP	0.1510	0.1120	0.0565	0.0371	0.0230	0.0103
	NPR	0.1090	0.0835	0.0490	0.0353	0.0204	0.0113
	NPRT	0.1061	0.0803	0.0361	0.0248	0.0143	0.0056
$\mathbf{x}_{test,3}$	NP	1.2488	1.1169	0.8314	0.6659	0.5361	0.4165
	NPR	0.5517	0.4639	0.2407	0.1586	0.1002	0.0571
	NPRT	0.5352	0.4481	0.2359	0.1526	0.0955	0.0554
$\mathbf{x}_{test,4}$	NP	0.4090	0.3756	0.2713	0.2240	0.1789	0.1322
	NPR	0.1220	0.1184	0.0854	0.0702	0.0296	0.0158
	NPRT	0.1225	0.1050	0.0566	0.0382	0.0249	0.0143
$\mathbf{x}_{test,5}$	NP	0.2382	0.2019	0.1281	0.1064	0.0801	0.0561
	NPR	0.1017	0.0864	0.0587	0.0499	0.0336	0.0094
	NPRT	0.1001	0.0773	0.0370	0.0268	0.0164	0.0081
$\mathbf{x}_{test,6}$	NP	0.4215	0.3863	0.2801	0.2311	0.1845	0.1370
	NPR	0.1236	0.1222	0.0853	0.0794	0.0377	0.0156
	NPRT	0.1242	0.1064	0.0575	0.0390	0.0254	0.0147
$\mathbf{x}_{test,7}$	NP	13.5624	12.7395	9.5869	8.3357	6.6559	4.9766
	NPR	5.1656	4.6299	2.4306	2.0336	1.2040	0.6107
	NPRT	5.0465	4.3090	2.2778	1.7404	1.0990	0.5945
$\mathbf{x}_{test,8}$	NP	0.8925	0.8295	0.6284	0.5351	0.4365	0.3340
	NPR	0.2223	0.2025	0.1537	0.1233	0.0617	0.0318
	NPRT	0.2207	0.1858	0.1062	0.0773	0.0512	0.0303
$\mathbf{x}_{test,9}$	NP	0.9691	0.8685	0.6346	0.4972	0.3997	0.3060
	NPR	0.4539	0.3834	0.1970	0.1300	0.0836	0.0477
	NPRT	0.4412	0.3704	0.1923	0.1219	0.0764	0.0441
$\mathbf{x}_{test,10}$	NP	0.7523	0.6900	0.5142	0.4414	0.3580	0.2719
	NPR	0.1928	0.1785	0.1326	0.1068	0.0546	0.0264
	NPRT	0.1912	0.1616	0.0898	0.0652	0.0432	0.0255

Table 1 Mean square error for the nonparametric estimation computed at 10 random points, according to Model 1.

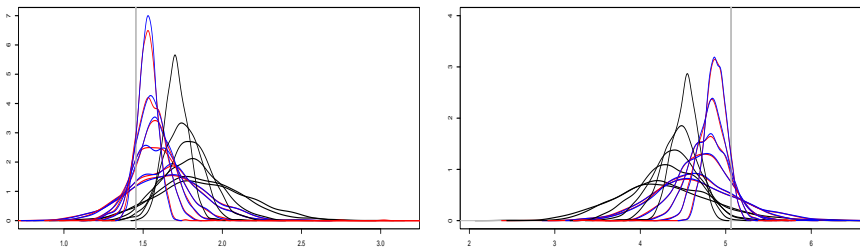


Fig. 1 Density estimation of the non-parametric after reduction (red), density estimation of non-parametric regression without reduction (black), and density estimation of non-parametric regression using the true reduction (blue). All the estimations were computed at the same two random points (each figure is one of the two points).

given $Y = y$ is Gaussian with mean $\nu_y = ABf_y$, where $f_y = (y - E(Y), |y| -$

	Method	n=80	n=100	n=200	n=300	n=500	n=1000
$\mathbf{x}_{test,1}$	NP	0.9683	0.8810	0.7213	0.5609	0.5329	0.4008
	NPR	0.7606	0.5861	0.3275	0.3310	0.3006	0.2746
	NPRT	0.1351	0.1209	0.0914	0.0821	0.0767	0.0627
$\mathbf{x}_{test,2}$	NP	2.0874	1.7769	1.0336	1.0175	0.7051	0.5274
	NPR	0.9703	0.6480	0.3757	0.4076	0.3092	0.2991
	NPRT	0.5817	0.5420	0.3218	0.2931	0.3016	0.2409
$\mathbf{x}_{test,3}$	NP	2.3966	1.8517	1.6623	1.4669	1.2223	0.8977
	NPR	1.4915	1.0441	0.5305	0.4645	0.4011	0.3096
	NPRT	0.0929	0.0912	0.0705	0.0664	0.0675	0.0608
$\mathbf{x}_{test,4}$	NP	2.0874	1.7769	1.0336	1.0175	0.7051	0.5274
	NPR	0.9703	0.6480	0.3757	0.4076	0.3092	0.2991
	NPRT	0.5817	0.5420	0.3218	0.2931	0.3016	0.2409
$\mathbf{x}_{test,5}$	NP	2.0874	1.7769	1.0336	1.0175	0.7051	0.5274
	NPR	0.9703	0.6480	0.3757	0.4076	0.3092	0.2991
	NPRT	0.5817	0.5420	0.3218	0.2931	0.3016	0.2409
$\mathbf{x}_{test,6}$	NP	1.5921	1.5265	1.1053	1.0146	0.8493	0.6286
	NPR	1.0549	0.7626	0.4268	0.3783	0.3279	0.2862
	NPRT	0.1687	0.1614	0.1172	0.1214	0.1000	0.0764
$\mathbf{x}_{test,7}$	NP	1.5416	1.4425	0.9471	0.9072	0.7703	0.5313
	NPR	0.9702	0.7283	0.4056	0.3687	0.3302	0.2830
	NPRT	0.1706	0.1803	0.1366	0.1147	0.0951	0.0710
$\mathbf{x}_{test,8}$	NP	2.0874	1.7769	1.0336	1.0175	0.7051	0.5274
	NPR	0.9703	0.6480	0.3757	0.4076	0.3092	0.2991
	NPRT	0.5817	0.5420	0.3218	0.2931	0.3016	0.2409
$\mathbf{x}_{test,9}$	NP	3.6533	2.8136	2.5971	2.3095	2.0781	1.6019
	NPR	1.9848	1.5497	1.0104	0.8021	0.7012	0.4987
	NPRT	0.0909	0.0902	0.0675	0.0681	0.0684	0.0609
$\mathbf{x}_{test,10}$	NP	1.5576	1.1734	1.0350	0.8164	0.6965	0.5073
	NPR	1.2073	0.7974	0.3682	0.3606	0.3259	0.2763
	NPRT	0.1014	0.0923	0.0710	0.0694	0.0698	0.0591

Table 2 Variance for the nonparametric estimation computed at 10 random points, according to Model 2.

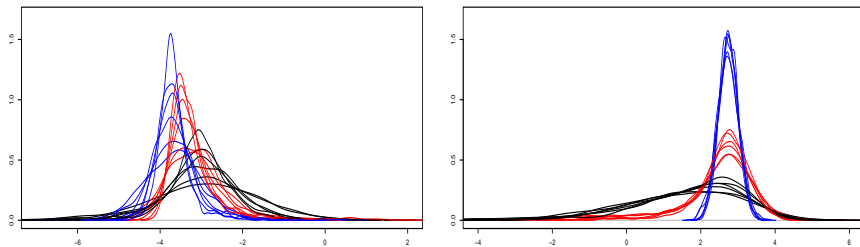


Fig. 2 Density estimation of the non-parametric after reduction (red), density estimation of non-parametric regression without reduction (black), and density estimation of non-parametric regression using the true reduction (blue). All the estimations were computed at the same two random points (each figure is one of the two points).

$$\mathbb{E}(|Y|)^t \in \mathbb{R}^2, A = (1, 1, -1, -1, \underbrace{0, \dots, 0}_{16})/2, B = (1, 1)^T \text{ and } \Delta = 0.1SS^T$$

where S was generated onset as a square matrix of dimension 20 of standard normal. In this case, [13] proved that the reduction β_0 is given by $\Delta^{-1}A$ and also showed that it can be estimated consistently, with \sqrt{n} rate, using principal fitted components.

In each case, the bandwidth h has been chosen as $10n^{-1/(4+p)}$ and the kernel k is the one used in Model 1. Table 1 exhibits the variance of the estimators $\widehat{\mathbb{E}}(Y | \mathbf{X} = \mathbf{x})$ in 10 fixed points, $\mathbf{x} = \mathbf{x}_{test,j} \in \mathbb{R}^p, j = 1, \dots, 10$. As expected the variance decreases with the sample size and when the dimension is reduced (here from $p = 20$ to $d = 1$), and the loss of information using the estimator of the sufficient dimension reduction, even if it is bigger than in Model 1, still is not significant.

We also include in Figure 2 the density plots of the estimates of the regression function at $\mathbf{x}_{test,j}, j = 2$ and $j = 9$ where again, the distribution is normal and as expected the variance decreases drastically when reduction is considered.

5.3 Mussels' data

[28][Section 4.4.4] and [30] used Partial Least Square (PLS) linear regression to analyze data from an ecological study of horse mussels sampled from the Marlborough Sounds off the coast of New Zealand. The response variable Y is the logarithm of the mussel's muscle mass, and four predictors (X) are the logarithms of shell height, shell width, shell length (each in millimeters), and shell mass (in grams). The sample size is $n = 79$ and $p = 4$. [28] obtained a clear inference that the regression required only a single component, $d = 1$, i.e., just a linear combination of the predictors are sufficient for the regression of Y on X . Following the PLS methodology, [33] and [23] give an estimator of that linear combination using $\widehat{\beta}X$ with $\widehat{\beta}$ the first Partial Least Square component. Using linear regression after reduction, they showed that for this example (even with small p), the standard errors coefficient of the OLS fit are about 6 and 60 times those of the PLS estimator. These types of differences are not unusual in the envelope (PLS) literature, as illustrated in examples from [28]. We added here the non parametric prediction estimator using all four variables and the non parametric prediction estimator after reduction to $\widehat{\beta}X$. From left to right, Figure 3 shows the prediction and confidence intervals using linear reduction, (as in [28], [30]), using non parametric regression after reduction $\widehat{\beta}X$, and non parametric regression with all the predictors. We found again that even if the dimension of the predictors is small, doing reduction makes the confidence intervals much smaller and non-parametric and linear regression gives similar confidence intervals. Here it is a case where linear regression is the natural choice nevertheless the importance of this example is to show that the reduction steps makes gain a lot of efficiency in the prediction.

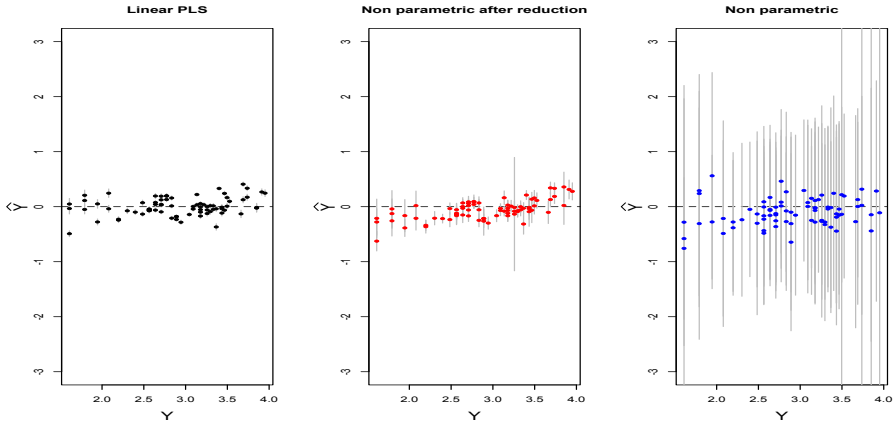


Fig. 3 Mussels' data: Plot of the observed responses Y_i versus the fitted values \hat{Y}_i from the PLS linear fit with one component, $q = 1$ (left), non-parametric fit with confidence intervals after reduction (middle) and non-parametric regression without reduction (right)

6 Appendix

6.1 Proof of Theorem 1

Recall that $\mathbf{W} = \beta_0 \mathbf{X}$, $\mathbf{w}_0 = \beta_0 \mathbf{x}_0$ and $\xi(\mathbf{w}) = \mathbb{E}(Y \mid \mathbf{W} = \mathbf{w})$. In order to prove Theorem 1 we need two results. The first one, Theorem 4, establishes the asymptotic result for $\hat{\xi}(\mathbf{w}_0)$, defined in (3), which was proven originally in [24], [24], [34]. For the sake of completeness, we include a proof of its consistency and of its asymptotic normality, following the ideas presented in [31] for the Nadaraya–Watson estimator when $d = 1$. The second result, Proposition 5, is needed to prove the asymptotic equivalence between $\hat{\xi}(\mathbf{w}_0)$ and $\hat{\eta}(\mathbf{x}_0)$:

$$\sqrt{nh_n^d} \{ \hat{\xi}(\mathbf{w}_0) - \hat{\eta}(\mathbf{x}_0) \} = o_P(1). \quad (16)$$

Theorem 4 Under conditions K.1, A.1–A.3 and if $h_n \rightarrow 0$, $nh_n^d \rightarrow \infty$ as $n \rightarrow \infty$

$$\frac{1}{nh_n^d} \sum_{i=1}^n Y_i^a K \left(\frac{\mathbf{w}_0 - \mathbf{W}_i}{h_n} \right) \xrightarrow{P} \xi^a(\mathbf{w}_0) f_{\mathbf{W}}(\mathbf{w}_0), \quad \text{for } a = 0, 1. \quad (17)$$

Moreover, if A.4, K.2 and $nh_n^{d+2q} \rightarrow 0$ also hold, then

$$\sqrt{nh_n^d} \{ \hat{\xi}(\mathbf{w}_0) - \xi(\mathbf{w}_0) \} \xrightarrow{D} \mathcal{N} \left(0, \frac{\sigma^2(\mathbf{w}_0) \int_{\mathbb{R}^d} K^2(\mathbf{u}) d\mathbf{u}}{f_{\mathbf{W}}(\mathbf{w}_0)} \right), \quad (18)$$

Proposition 5 Under the same conditions of Theorem 1, for $a = 0, 1$,

$$\sqrt{nh_n^d} \frac{1}{nh_n^d} \sum_{i=1}^n Y_i^a \left\{ K \left(\frac{\beta_0 \mathbf{x}_0 - \beta_0 \mathbf{X}_i}{h_n} \right) - K \left(\frac{\hat{\beta}_n \mathbf{x}_0 - \hat{\beta}_n \mathbf{X}_i}{h_n} \right) \right\} = o_P(1). \quad (19)$$

6.1.1 Proof of Theorem 1

Note that

$$\sqrt{nh_n^d}\{\hat{\eta}(\mathbf{x}_0) - \eta(\mathbf{x}_0)\} = \sqrt{nh_n^d}\{\hat{\eta}(\mathbf{x}_0) - \hat{\xi}(\mathbf{w}_0)\} + \sqrt{nh_n^d}\{\hat{\xi}(\mathbf{w}_0) - \xi(\mathbf{w}_0)\}.$$

Then, (8) follows from Theorem 4 as far as we show that the second term in the previous display converges to zero. To prove so, write

$$\begin{aligned} \sqrt{nh_n^d}\{\hat{\xi}(\mathbf{w}_0) - \hat{\eta}(\mathbf{x}_0)\} &= \sqrt{nh_n^d} \left\{ \frac{\hat{A}_n^{(1)}}{\hat{A}_n^{(0)}} - \frac{A_n^{(1)}}{A_n^{(0)}} \right\} \\ &= \frac{1}{\hat{A}_n^{(0)} A_n^{(0)}} \left\{ \hat{A}_n^{(1)} \sqrt{nh_n^d} (\hat{A}_n^{(0)} - A_n^{(0)}) - \sqrt{nh_n^d} (\hat{A}_n^{(1)} - A_n^{(1)}) \hat{A}_n^{(0)} \right\}, \end{aligned}$$

where for $a = 0, 1$,

$$\hat{A}_n^{(a)} = \frac{1}{nh_n^d} \sum_{i=1}^n Y_i^a K \left(\frac{\hat{\beta}_n(\mathbf{x}_0 - \mathbf{X}_i)}{h_n} \right), \quad A_n^{(a)} = \frac{1}{nh_n^d} \sum_{i=1}^n Y_i^a K \left(\frac{\beta_0(\mathbf{x}_0 - \mathbf{X}_i)}{h_n} \right).$$

Combining (19) with (17), we get that

$$\hat{A}_n^{(a)} \xrightarrow{P} \xi^a(\mathbf{w}_0) f_{\mathbf{W}}(\mathbf{w}_0), \quad A_n^{(a)} \xrightarrow{P} \xi^a(\mathbf{w}_0) f_{\mathbf{W}}(\mathbf{w}_0), \quad (20)$$

and, as a consequence, since $f_{\mathbf{W}}(\mathbf{w}_0) > 0$, $\sqrt{nh_n^d}\{\hat{\xi}(\mathbf{w}_0) - \hat{\eta}(\mathbf{x}_0)\} = o_P(1)$. The consistency stated in (3.3) is a direct consequence of (8).

6.1.2 Proof of Theorem 4:

The following result, which is a restatement of Parzen's (1962) proposition [34], will be invoked many times during the proof of Theorem 4.

Proposition 6 *Let $L : \mathbb{R}^d \rightarrow \mathbb{R}$ be bounded integrable with $\lim_{\|\mathbf{z}\| \rightarrow \infty} \|\mathbf{z}L(\mathbf{z})\| = 0$. Let \mathbf{W} be a random vector with density function $f_{\mathbf{W}}$. Then, if $\mathbb{E}\{\psi(\mathbf{W})\} < \infty$*

$$\frac{1}{h_n^d} \mathbb{E} \left\{ \psi(\mathbf{W}) L \left(\frac{\mathbf{w} - \mathbf{W}}{h_n} \right) \right\} \rightarrow \psi(\mathbf{w}) f_{\mathbf{W}}(\mathbf{w}) \int_{\mathbb{R}^d} L(\mathbf{u}) d\mathbf{u}, \quad \text{when } h \rightarrow 0, \quad (21)$$

for every continuity point \mathbf{w} of Ψ and $f_{\mathbf{W}}$.

Now, to prove each of the convergences stated in 17, we will show that the estimators are asymptotically unbiased and that their variances converge to zero.

Asymptotically unbiased: The continuity of ξ^a and $f_{\mathbf{W}}$ at \mathbf{w}_0 assumed in A.3 and A.1, respectively, combined with condition K.1, allow to invoke

Proposition 6 with $L = K$ and $\psi = \xi^a$ since, by A.2 $\mathbb{E}(|Y|) < \infty$, to conclude that since $h_n \rightarrow 0$

$$\mathbb{E} \left\{ \frac{1}{nh_n^d} \sum_{i=1}^n Y_i^a K \left(\frac{\mathbf{w}_0 - \mathbf{W}_i}{h_n} \right) \right\} \rightarrow \xi^a(\mathbf{w}_0) f_{\mathbf{W}}(\mathbf{w}_0).$$

Variance converges to 0:

$$\begin{aligned} \text{var} \left\{ \frac{1}{nh_n^d} \sum_{i=1}^n Y_i^a K \left(\frac{\mathbf{w}_0 - \mathbf{W}_i}{h_n} \right) \right\} &\leq \frac{1}{nh_n^{2d}} \mathbb{E} \left\{ Y^{2a} K^2 \left(\frac{\mathbf{w}_0 - \mathbf{W}}{h_n} \right) \right\} \\ &= \frac{1}{nh_n^d} \frac{1}{h_n^d} \mathbb{E} \left\{ \xi_2^a(\mathbf{W}) K^2 \left(\frac{\mathbf{w}_0 - \mathbf{W}}{h_n} \right) \right\}. \end{aligned}$$

Using A.1-A.3 and K.1, we can invoke Proposition 6 with $L = K^2$, $\psi = \xi^a$ to show that the second factor converges when $h_n \rightarrow 0$ and therefore, the variance considered converges to 0 since nh_n^d goes to infinity.

Proof of the asymptotic distribution (18).

To show the asymptotic normality presented in display (18), note that

$$\widehat{\xi}(\mathbf{w}_0) - \xi(\mathbf{w}_0) = \frac{1}{\widehat{f}_{\mathbf{W}}(\mathbf{w}_0)} \frac{1}{nh_n^d} \sum_{i=1}^n \{Y_i - \xi(\mathbf{w}_0)\} K \left(\frac{\mathbf{w}_0 - \mathbf{W}_i}{h_n} \right), \quad (22)$$

where

$$\widehat{f}_{\mathbf{W}}(\mathbf{w}_0) = \frac{1}{nh_n^d} \sum_{i=1}^n K \left(\frac{\mathbf{w}_0 - \mathbf{W}_i}{h_n} \right) \xrightarrow{p} f_{\mathbf{W}}(\mathbf{w}_0),$$

as we established in (17). Therefore, by Slutsky, we need to prove that

$$\frac{\sqrt{nh_n^d}}{nh_n^d} \sum_{i=1}^n \{Y_i - \xi(\mathbf{w}_0)\} K \left(\frac{\mathbf{w}_0 - \mathbf{W}_i}{h_n} \right) \xrightarrow{D} \mathcal{N} \left(0, \sigma^2(\mathbf{w}_0) f_{\mathbf{W}}(\mathbf{w}_0) \int_{\mathbb{R}^d} K^2(\mathbf{u}) d\mathbf{u} \right). \quad (23)$$

Since $nh_n^{d+2q} \rightarrow 0$, by K.2, this result is a consequence of decomposing

$$\frac{\sqrt{nh_n^d}}{nh_n^d} \sum_{i=1}^n \{Y_i - \xi(\mathbf{w}_0)\} K \left(\frac{\mathbf{w}_0 - \mathbf{W}_i}{h_n} \right) = A_n(\mathbf{w}_0) + \sqrt{nh_n^{d+2q}} b_n(\mathbf{w}_0) + o_P(1), \quad (24)$$

where

$$\begin{aligned} A_n(\mathbf{w}_0) &= \frac{\sqrt{nh_n^d}}{nh_n^d} \sum_{i=1}^n \{Y_i - \xi(\mathbf{W}_i)\} K \left(\frac{\mathbf{w}_0 - \mathbf{W}_i}{h_n} \right) \\ &\xrightarrow{D} \mathcal{N} \left(0, \sigma^2(\mathbf{w}_0) f_{\mathbf{W}}(\mathbf{w}_0) \int_{\mathbb{R}^d} K^2(\mathbf{u}) d\mathbf{u} \right), \end{aligned} \quad (25)$$

$$b_n(\mathbf{w}_0) \rightarrow \sum_{|\boldsymbol{\alpha}|=q} \frac{(-1)^q}{q!} \frac{\partial^{\boldsymbol{\alpha}} \ell(\mathbf{w}_0)}{\partial \mathbf{u}^{\boldsymbol{\alpha}}} \int_{\mathcal{R}^d} \mathbf{v}^{\boldsymbol{\alpha}} K(\mathbf{v}) \, d\mathbf{v}.$$

To show (24), note that (adding and subtracting $\xi(\mathbf{W}_i)$) and calling $D_n(\mathbf{w}_0) = B_n(\mathbf{w}_0) + R_n(\mathbf{w}_0)$,

$$\frac{\sqrt{nh_n^d}}{nh_n^d} \sum_{i=1}^n \{Y_i - \xi(\mathbf{w}_0)\} K\left(\frac{\mathbf{w}_0 - \mathbf{W}_i}{h_n}\right) = A_n(\mathbf{w}_0) + B_n(\mathbf{w}_0) + R_n(\mathbf{w}_0),$$

where $D_n(\mathbf{w}_0) = \frac{\sqrt{nh_n^d}}{nh_n^d} \sum_{i=1}^n \{\xi(\mathbf{W}_i) - \xi(\mathbf{w}_0)\} K\left(\frac{\mathbf{w}_0 - \mathbf{W}_i}{h_n}\right)$, and $B_n(\mathbf{w}_0) = \mathbb{E}\{D_n(\mathbf{w}_0)\}$, stands for the asymptotic bias while $R_n(\mathbf{w}_0)$ captures the remaining variability, which we will show converges to zero. Namely,

$$R_n(\mathbf{w}_0) = D_n(\mathbf{w}_0) - B_n(\mathbf{w}_0) \xrightarrow{p} 0. \quad (26)$$

Let start with the bias term $B_n(\mathbf{w}_0) = \mathbb{E}\{D_n(\mathbf{w}_0)\}$, calling $\ell(\mathbf{u}) = \{\xi(\mathbf{u}) - \xi(\mathbf{w}_0)\} f_{\mathbf{W}}(\mathbf{u})$.

$$\mathbb{E}\{D_n(\mathbf{w}_0)\} = \sqrt{nh_n^d} \int_{\mathcal{R}^d} \ell(\mathbf{w}_0 - h\mathbf{v}) K(\mathbf{v}) \, d\mathbf{v},$$

Using the fact that $\ell(\mathbf{w}_0) = 0$ and a Taylor expansion until order q for ℓ around \mathbf{w}_0 , allowed by assumption A.4, we have that, for $c_{\mathbf{v}} \in (0, 1)$,

$$\begin{aligned} \mathbb{E}\{D_n(\mathbf{w}_0)\} &= \sqrt{nh_n^d} \int_{\mathcal{R}^d} \ell(\mathbf{w}_0 - h\mathbf{v}) K(\mathbf{v}) \, d\mathbf{v} \\ &= \sqrt{nh_n^d} \sum_{|\boldsymbol{\alpha}|=1}^{q-1} (-h)^{|\boldsymbol{\alpha}|} \frac{1}{\boldsymbol{\alpha}!} \frac{\partial^{\boldsymbol{\alpha}} \ell(\mathbf{w}_0)}{\partial \mathbf{u}^{\boldsymbol{\alpha}}} \int_{\mathcal{R}^d} \mathbf{v}^{\boldsymbol{\alpha}} K(\mathbf{v}) \, d\mathbf{v} \quad (27) \\ &\quad + \sqrt{nh_n^d} \sum_{|\boldsymbol{\alpha}|=q} \frac{(-h)^q}{q!} \int_{\mathcal{R}^d} \frac{\partial^{\boldsymbol{\alpha}} \ell(\mathbf{w}_0 + c_{\mathbf{v}} h \mathbf{v})}{\partial \mathbf{u}^{\boldsymbol{\alpha}}} \mathbf{v}^{\boldsymbol{\alpha}} K(\mathbf{v}) \, d\mathbf{v}, \end{aligned}$$

where $\mathbf{v}^{\boldsymbol{\alpha}} = (v_1^{\alpha_1}, \dots, v_r^{\alpha_r})$, with $\boldsymbol{\alpha} = (\alpha_1, \dots, \alpha_r)$ and $\mathbf{v} = (v_1, \dots, v_r)$. By assumption K.2, the term presented in (27) is equal to zero and, therefore, we conclude that $B_n(\mathbf{w}_0) = \sqrt{nh^{d+2q}} b_n(\mathbf{w}_0)$, where, by A.4 and K.3, we get that

$$b_n(\mathbf{w}_0) \rightarrow \sum_{|\boldsymbol{\alpha}|=q} \frac{(-1)^q}{q!} \frac{\partial^{\boldsymbol{\alpha}} \ell(\mathbf{w}_0)}{\partial \mathbf{u}^{\boldsymbol{\alpha}}} \int_{\mathcal{R}^d} \mathbf{v}^{\boldsymbol{\alpha}} K(\mathbf{v}) \, d\mathbf{v}.$$

Recall now that $R_n(\mathbf{w}_0) = D_n(\mathbf{w}_0) - \mathbb{E}\{D_n(\mathbf{w}_0)\}$ are centered random variables with

$$\text{var}(R_n(\mathbf{w}_0)) = \text{var}(D_n(\mathbf{w}_0)) \leq \frac{1}{h_n^d} \mathbb{E} \left(\left\{ \xi(\mathbf{W}) - \xi(\mathbf{w}_0) \right\}^2 K^2 \left(\frac{\mathbf{w}_0 - \mathbf{W}}{h_n} \right) \right), \quad (28)$$

that goes to 0, invoking Proposition 6 with $L = K^2$ and $\psi = \{\xi - \xi(\mathbf{w}_0)\}^2$.

Proof of (11) The proof of this asymptotic behaviour, is a consequence of the Lindeberg Theorem for triangular arrays applied to

$$T_{n,i} = \frac{1}{\sqrt{ns_n^2}} \{Y_i - \xi(\mathbf{W}_i)\} K \left(\frac{\mathbf{W}_i - \mathbf{w}}{h_n} \right) \quad (29)$$

with $s_n^2 = \text{var} \left(\{Y_i - \xi(\mathbf{W}_i)\} K \left(\frac{\mathbf{w}_0 - \mathbf{W}_i}{h_n} \right) \right)$. To fit the Lindeberg framework, note that

$$\mathbb{E} \left(\{Y_i - \xi(\mathbf{W}_i)\} K \left(\frac{\mathbf{w}_0 - \mathbf{W}_i}{h_n} \right) \right) = 0,$$

and that the Lyapounov condition, which actually implies Lindeberg's,

$$\lim_{n \rightarrow \infty} \sum_{i=1}^n \mathbb{E}(|T_{n,i}|^{2+\delta}) = 0. \quad (30)$$

To prove (30) we will show that, under condition A.2

$$\lim_{n \rightarrow \infty} \sum_{i=1}^n \mathbb{E}(|T_{n,i}|^{2+\delta}) = 0$$

To do so, note that

$$\sum_{i=1}^n \mathbb{E}(|T_{n,i}|^{2+\delta}) = \frac{(nh^d)^{-\delta/2}}{(s_n^2/h_n^d)^{1+\delta/2}} \frac{1}{h_n^d} \mathbb{E} \left(|Y - \xi(\mathbf{W})|^{2+\delta} \left| K \left(\frac{\mathbf{w}_0 - \mathbf{W}}{h_n} \right) \right|^{2+\delta} \right).$$

A.2, A.3 and K.1 allow us to invoke Proposition 6 again with $\psi = \sigma^{2+\delta}$ defined in (5) and $L = K^{2+\delta}$, to conclude that the second factor is convergent. The first factor goes to zero, since $nh_n^d \rightarrow \infty$ and

$$\begin{aligned} s_n^2 &= \mathbb{E} \left(\{Y_i - \xi(\mathbf{W}_i)\}^2 K^2 \left(\frac{\mathbf{W}_i - \mathbf{w}}{h_n} \right) \right) \\ &= \mathbb{E} \left(\sigma^2(\mathbf{W}_i) K^2 \left(\frac{\mathbf{W}_i - \mathbf{w}}{h_n} \right) \right) = h_n^d \sigma^2(\mathbf{w}_0) f_{\mathbf{W}}(\mathbf{w}_0) \int K^2(\mathbf{u}) d\mathbf{u} + o(h_n^{\frac{d}{2}}) \end{aligned}$$

by Proposition 6 with $\psi = \sigma^2$ and $L = K^2$. Therefore, the Lindeberg's theorem guarantees that $\sum_{i=1}^n T_{n,i}$ converges in distribution to a standard Gaussian

law. Finally, from (31) and Slutsky, we conclude that

$$A_n(\mathbf{w}_0) = \frac{1}{\sqrt{nh_n^d}} \sum_{i=1}^n \{Y_i - \xi(\mathbf{W}_i)\} K\left(\frac{\mathbf{W}_i - \mathbf{w}_0}{h_n}\right) \rightarrow \mathcal{N}\left(0, \sigma^2(\mathbf{w}_0) f_{\mathbf{W}}(\mathbf{w}_0) \int K^2(\mathbf{u}) d\mathbf{u}\right)$$

This concludes the proof of the asymptotic normality stated in (23).

6.1.3 Proof of Proposition 5

By condition K.3, we can apply a Taylor expansion to $K(\mathbf{u}) = k(\|\mathbf{u}\|)$ to get

$$\sqrt{nh_n^d} \frac{1}{nh_n^d} \sum_{i=1}^n Y_i^a \left\{ K\left(\frac{\widehat{\beta}_n(\mathbf{x}_0 - \mathbf{X}_i)}{h_n}\right) - K\left(\frac{\beta_0(\mathbf{x}_0 - \mathbf{X}_i)}{h_n}\right) \right\} \quad (32)$$

$$= \sqrt{nh_n^d} \frac{1}{nh_n^{d+1}} \sum_{i=1}^n Y_i^a g\left(\frac{\beta_0(\mathbf{x}_0 - \mathbf{X}_i)}{h_n}\right) M(\mathbf{x}_0 - \mathbf{X}_i) \text{vec}(\widehat{\beta}_n - \beta_0) \quad (33)$$

$$+ \frac{\sqrt{nh_n^d}}{nh_n^{d+2}} \text{vec}^T(\widehat{\beta}_n - \beta_0) \sum_{i=1}^n Y_i^a M(\mathbf{x}_0 - \mathbf{X}_i)^T R_i M(\mathbf{x}_0 - \mathbf{X}_i) \text{vec}(\widehat{\beta}_n - \beta_0), \quad (34)$$

for $g: \mathbb{R}^d \rightarrow \mathbb{R}^d$ and $M: \mathbb{R}^p \rightarrow \mathbb{R}^{d \times pd}$ defined as

$$g(\mathbf{w}) = k'(\|\mathbf{w}\|) \frac{\mathbf{w}^T}{\|\mathbf{w}\|}, \quad M(\mathbf{x}) := \mathbf{x}^T \otimes I_d, \quad (35)$$

and remainder terms R_i given by

$$R_i = \frac{1}{2} k' \left(\left\| \frac{\widetilde{\beta}(\mathbf{x}_0 - \mathbf{X}_i)}{h_n} \right\| \right) \left\{ \frac{h_n I_d}{\|\widetilde{\beta}(\mathbf{x}_0 - \mathbf{X}_i)\|} - \frac{h_n \widetilde{\beta}(\mathbf{x}_0 - \mathbf{X}_i) \left\{ \widetilde{\beta}(\mathbf{x}_0 - \mathbf{X}_i) \right\}^T}{\|\widetilde{\beta}(\mathbf{x}_0 - \mathbf{X}_i)\|^3} \right\} \\ + \frac{1}{2} k'' \left(\left\| \frac{\widetilde{\beta}(\mathbf{x}_0 - \mathbf{X}_i)}{h_n} \right\| \right) \frac{\widetilde{\beta}(\mathbf{x}_0 - \mathbf{X}_i) \left\{ \widetilde{\beta}(\mathbf{x}_0 - \mathbf{X}_i) \right\}^T}{\|\widetilde{\beta}(\mathbf{x}_0 - \mathbf{X}_i)\|^2},$$

where $\widetilde{\beta}$ lies between β_0 and $\widehat{\beta}_n$. With these definitions, since $\sqrt{n}(\widehat{\beta}_n - \beta_0) = O_p(1)$, (19) will be a consequence of the following convergences, which will be proven in what follows.

$$\frac{\sqrt{h_n^d}}{h_n^d} \mathbb{E} \left(\frac{1}{h_n} Y^a g\left(\frac{\beta_0(\mathbf{x}_0 - \mathbf{X})}{h_n}\right) M(\mathbf{x}_0 - \mathbf{X}) \right) \rightarrow 0 \quad (36)$$

$$\frac{1}{nh_n^d} \mathbb{E} \left(\frac{1}{h_n^2} Y^{2a} \left(g\left(\frac{\beta_0(\mathbf{x}_0 - \mathbf{X})}{h_n}\right) M(\mathbf{x}_0 - \mathbf{X}) \right)^T g\left(\frac{\beta_0(\mathbf{x}_0 - \mathbf{X})}{h_n}\right) M(\mathbf{x}_0 - \mathbf{X}) \right) \rightarrow 0 \quad (37)$$

$$\frac{1}{\sqrt{nh^{d+4}}} \frac{1}{n} \sum_{i=1}^n Y_i^a M(\mathbf{x}_0 - \mathbf{X}_i)^T R_i M(\mathbf{x}_0 - \mathbf{X}_i) \rightarrow 0. \quad (38)$$

Proof of (36) Recall that $\mathbf{W} = \beta_0 \mathbf{X}$. To simplify the notation, both for $a = 0, 1$, we use $L(\mathbf{w})$ to denote the function defined by

$$\tilde{M}(\mathbf{w}) = \mathbb{E}(Y^a M(\mathbf{x}_0 - \mathbf{X}) \mid \mathbf{W} = \mathbf{w}) \in \mathbb{R}^{1 \times pd}, \text{ with } \mathbf{w} \in \mathbb{R}^d.$$

Conditioning on \mathbf{W} , we get that

$$\frac{1}{h_n^d} \mathbb{E} \left(Y^a g \left(\frac{\beta_0(\mathbf{x}_0 - \mathbf{X})}{h_n} \right) M(\mathbf{x}_0 - \mathbf{X}) \right) = \frac{1}{h_n^d} \mathbb{E} \left(g \left(\frac{\beta_0 \mathbf{x}_0 - \beta_0 \mathbf{X}}{h_n} \right) \tilde{M}(\beta_0 \mathbf{X}) \right).$$

Defining $r : \mathbb{R}^d \rightarrow \mathbb{R}^{pd}$ as $r(\mathbf{u}) = \tilde{M}(\mathbf{u}) f_{\mathbf{W}}(\mathbf{u})$, note that, using K.3 and A.5,

$$\begin{aligned} \frac{1}{h_n^{d+1}} \mathbb{E} \left(g \left(\frac{\beta_0 \mathbf{x}_0 - \beta_0 \mathbf{X}}{h_n} \right) \tilde{M}(\beta_0 \mathbf{X}) \right) &= \frac{1}{h_n^{d+1}} \int_{\mathbb{R}^d} g \left(\frac{\mathbf{w}_0 - \mathbf{z}}{h_n} \right) r(\mathbf{z}) \, d\mathbf{z} \\ &= \int_{\text{sup}(K)} g(\mathbf{u}) \frac{1}{h_n} \{r(\mathbf{w}_0 + h\mathbf{u}) - r(\mathbf{w}_0)\} \, d\mathbf{u} \rightarrow \nabla r(\mathbf{w}_0) \int_{\text{sup}(K)} g(\mathbf{u}) \mathbf{u} \, d\mathbf{u}, \end{aligned}$$

where $\text{sup}(K)$ stands for the support of K , concluding (36) holds.

Proof of (37) Recalling the definition of g and M presented in (35), the left hand side of display (37) can be written as

$$\mathbb{E} \left(Y^{2a} \left\{ k' \left(\frac{\|\beta_0(\mathbf{x}_0 - \mathbf{X})\|}{h_n} \right) \right\}^2 \|\mathbf{x}_0 - \mathbf{X}\|^2 \right) = \mathbb{E} \left(\left\{ k' \left(\frac{\mathbf{w}_0 - \mathbf{W}}{h_n} \right) \right\}^2 L_2(\mathbf{W}) \right),$$

where, for $\mathbf{w} \in \mathbb{R}^d$, $L_2(\mathbf{w}) = \mathbb{E}(Y^{2a} \|\mathbf{x}_0 - \mathbf{X}\|^2 \mid \mathbf{W} = \mathbf{w})$. K.3 and the assumed regularity established in A.5, allows us to use Proposition 6 with $\psi = L_2$ and $L = (k')^2$ to conclude that

$$\frac{1}{h_n^d} \mathbb{E} \left(\left\{ k' \left(\frac{\mathbf{w}_0 - \mathbf{W}}{h_n} \right) \right\}^2 L_2(\mathbf{W}) \right) \rightarrow \left\{ \int_{\mathbb{R}^d} \{k'(\mathbf{u})\}^2 \right\} L_2(\mathbf{w}_0) f_{\mathbf{W}}(\mathbf{w}_0).$$

Therefore, (37) holds since $nh_n^2 \rightarrow \infty$.

Proof of (38) By K.3 and K.4, $\|R_i\| \leq C$ and therefore

$$\left\| \frac{1}{n} \sum_{i=1}^n Y_i^a M(\mathbf{x}_0 - \mathbf{X}_i)^T R_i M(\mathbf{x}_0 - \mathbf{X}_i) \right\| \leq C \frac{1}{n} \sum_{i=1}^n |Y_i^a| \|\mathbf{x}_0 - \mathbf{X}_i\|^2 = O_P(1)$$

by A.5 and the Law of Large Numbers. Finally, since $nh_n^{d+4} \rightarrow 0$, (38) holds.

6.2 Proof of Theorem 2

Following the empirical process literature, we use the abbreviation $Qf = \int f dQ$ and P_n for the empirical measure, being the linear combination $P_n = n^{-1} \sum_{i=1}^n \delta_{(\mathbf{X}_i, Y_i)}$ of the Dirac measures at the observations (\mathbf{X}_i, Y_i) . Thus, Pf stands for $\mathbb{E}f(\mathbf{X}, Y)$ when $(\mathbf{X}, Y) \sim P$ while $P_n f = n^{-1} \sum_{i=1}^n f(\mathbf{X}_i, Y_i)$.

For $a \in \{0, 1\}$, $\mathbf{x}_0 \in \mathbb{R}^p$ and $\beta \in \mathbb{R}^{p \times d}$, define

$$g_{\beta, \mathbf{x}_0, h}^{(a)}(\mathbf{x}, y) = Y^a K \left(\frac{\beta(\mathbf{x}_0 - \mathbf{x})}{h_n} \right) \quad (39)$$

$$S_a(\beta, \mathbf{x}_0, h) = \mathbb{E} \left(g_{\beta, \mathbf{x}_0, h}^{(a)}(\mathbf{X}, Y) \right) = \frac{1}{h_n^d} \mathbb{E} \left[Y^a K \left(\frac{\beta(\mathbf{x}_0 - \mathbf{X})}{h_n} \right) \right] \quad (40)$$

$$S_a(\beta, \mathbf{x}_0) = \mathbb{E}(Y^a | \beta \mathbf{X} = \beta \mathbf{x}_0) f(\beta \mathbf{x}_0, \beta), \quad (41)$$

recalling that $f(u, \beta)$ denotes the density function of $\beta \mathbf{X}$ evaluated at u . According to this notation

$$\frac{1}{h_n^d} P_n g_{\hat{\beta}_n, \mathbf{x}_0}^{(a)} = \frac{1}{n h_n^d} \sum_{i=1}^n Y_i^a K \left(\frac{\hat{\beta}_n(\mathbf{x}_0 - \mathbf{X}_i)}{h_n} \right), \quad S_a(\beta_0, \mathbf{x}_0) = \xi^a(\beta_0 \mathbf{x}_0) f_{\mathbf{W}}(\beta_0 \mathbf{x}_0).$$

We will be able to deduce the uniform consistency of $\hat{\eta}(\mathbf{x}_0)$, once we show that

$$\sup_{\mathbf{x}_0 \in \mathcal{K}} \left| \frac{1}{h_n^d} P_n g_{\hat{\beta}_n, \mathbf{x}_0}^{(a)} - S_a(\beta_0, \mathbf{x}_0) \right| \xrightarrow{p} 0, \quad a = 0, 1, \quad (42)$$

uniformly in \mathbf{x}_0 over compact sets.

The following results will be invoked in the proof of Theorem 2.

Proposition 7 Consider a kernel K that satisfies S.1. Assume that $\hat{\beta}_n \xrightarrow{p} \beta_0$ and that $h_n \rightarrow 0$. Then, for any compact set $\mathcal{K} \in \mathbb{R}^p$ we get that

$$\sup_{\mathbf{x}_0 \in \mathcal{K}} |S_a(\hat{\beta}_n, \mathbf{x}_0, h_n) - S_a(\beta_0, \mathbf{x}_0)| \xrightarrow{p} 0, \quad (43)$$

provided that for $a = 0$ S.2 holds and for $a = 1$ S.3 holds.

Proof Since K is bounded with compact support $\text{supp}(K)$ and its integral equals 1, we obtain that

$$\begin{aligned} & \sup_{\mathbf{x}_0 \in \mathcal{K}} |S_0(\hat{\beta}_n, \mathbf{x}_0, h_n) - S_0(\beta_0, \mathbf{x}_0)| \\ & \leq \|K\|_{\infty} \int_{\text{supp}(K)} \sup_{\mathbf{x}_0 \in \mathcal{K}} |f(\hat{\beta}_n \mathbf{x}_0 + h_n \mathbf{w}, \hat{\beta}_n) - f(\beta_0 \mathbf{x}_0, \beta_0)| d\mathbf{w}. \end{aligned}$$

Note that by S.2, $f(t, \beta)$ is uniformly continuous over compact sets. Since $h_n \rightarrow 0$ and K is bounded with compact support the integrand converges point

wise to zero and the result follows from the Dominated Convergence Theorem. The same argument can be applied for $a = 1$.

Proposition 8 *Consider a kernel K that satisfies S.1. Assume that $\mathbb{E}(Y^2) < \infty$. Then, for some constant $M_a > 0$,*

$$\mathbb{E} \left[\sup_{f \in \mathcal{F}_{n,a}} |P_n f - P f| \right] \leq M_a \frac{1}{\sqrt{n}}, \quad \text{for } a = 0, 1, \quad (44)$$

where

$$\mathcal{F}_{n,a} = \left\{ g_{\beta, \mathbf{x}_0}^{(a)}(\mathbf{x}, y) = y^a K \left(\frac{\beta(\mathbf{x}_0 - \mathbf{x})}{h_n} \right) : \beta \in \mathbb{R}^{p \times d} \text{ semi-orthogonal, } \mathbf{x}_0 \in \mathbb{R}^p \right\}. \quad (45)$$

Proof of Proposition 8. Let

$$\mathcal{F}_a = \left\{ f_{\beta, \mathbf{x}_0, s}^{(a)}(\mathbf{x}, y) = y^a K \left(\frac{\beta(\mathbf{x}_0 - \mathbf{x})}{s} \right) : \mathbf{x}_0 \in \mathbb{R}^p, \beta \in \mathbb{R}^{p \times d}, 0 < s \right\} \cup \{0\}.$$

Note that

$$\sup_{\mathcal{F}_{n,a}} |P_n f - P f| \leq \sup_{\mathcal{F}_a} |P_n f - P f|,$$

since $\mathcal{F}_{n,a} \subseteq \mathcal{F}_a$. We will show that for some constant $M_a > 0$

$$\mathbb{E} \left[\sup_{\mathcal{F}_a} |P_n f - P f| \right] \leq M_a \frac{1}{\sqrt{n}}, \quad (46)$$

and, therefore, (44) follows. To prove (46), we will apply the maximal inequalities of Theorem 4.2 from [35] to \mathcal{F}_a .

Let

$$\mathcal{P} = \left\{ p_{\mathbf{x}_0, \beta, s}(\mathbf{x}) = \left\| \frac{\beta(\mathbf{x}_0 - \mathbf{x})}{s} \right\| : \mathbf{x}_0 \in \mathbb{R}^p, \beta \in \mathbb{R}^{p \times d} \text{ semi-orthogonal, } s > 0 \right\}.$$

It is easy to show that \mathcal{P} is a VC class of functions, since it can be obtained by applying a monotone function, the square root, to a subset of a vector space s of polynomials; see Lemmas 2.6.15 and 2.6.18 (viii) of [36]. Since k is of bounded variation, there exist bounded monotone functions k_1 and k_2 such that $k = k_1 - k_2$. By Lemma 2.6.18 (viii) of van der Vaart and Wellner (1996), $k_1(\mathcal{P})$ and $k_2(\mathcal{P})$ are VC. Note that $k_1(\mathcal{P})$ and $k_2(\mathcal{P})$ have constant envelopes $K_1(\mathbf{x}) = \|k_1\|_\infty$ and $K_2(\mathbf{x}) = \|k_2\|_\infty$ respectively. By Theorem 2.6.7 of [36] there exists a constant $L_1 > 0$ such that for $i = 1, 2$, for all $0 < \varepsilon < 1$ and probability measures with finite support Q

$$N(\varepsilon \|K_i\|_{2,Q}, k_i(\mathcal{P}), \|\cdot\|_{2,Q}) \leq L_1 \varepsilon^{-N_i}$$

where N_i is a positive integer. Consider the class of functions $k_1(\mathcal{P}) - k_2(\mathcal{P})$. It has envelope $\tilde{K}(\mathbf{x}) = \|k_1\|_\infty + \|k_2\|_\infty$. As a consequence for some positive integer $N > 0$ and fixed constant $L_2 > 0$

$$N(\varepsilon\|\tilde{K}\|_{2,Q}, k_1(\mathcal{P}) - k_2(\mathcal{P}), \|\cdot\|_{2,Q}) \leq L_2\varepsilon^{-N}. \quad (47)$$

Using that $\mathcal{F}_a \subset y^a(k_1(\mathcal{P}) - k_2(\mathcal{P})) \cup \{0\}$ and (47) it is easy to show that \mathcal{F}_a is manageable in the sense of [35] for the envelope $F_a(y, \mathbf{x}) = \tilde{K}(\mathbf{x})|y|^a$. Hence, by Theorem 4.2 of [35], for some constant $M_a > 0$,

$$\mathbb{E}\left[\sup_{\mathcal{F}_a} |P_n f - P f|\right] \leq M_a \frac{1}{\sqrt{n}}.$$

Proposition 9 Consider a kernel K that satisfies S.1. Let $a \in \{0, 1\}$. Assume that for some constant C , $|Y| \leq C$ with probability one and $(h_n^d n) / \log n \rightarrow \infty$. Then

$$\frac{1}{h_n^d} \sup_{f \in \mathcal{F}_{n,a}} |P_n f - P f| \rightarrow 0 \text{ a.s.}$$

Proof of Proposition 9. Let

$$\mathcal{H}_{n,a} = \{(C\|K\|_\infty)^{-1} f : f \in \mathcal{F}_{n,a}\}.$$

Since Y is bounded by C , for all $l \in \mathcal{H}_{n,a}$, $|l| \leq 1$ and

$$P(l^2) \leq C_2 h_n^d,$$

for some fixed constant C_2 . Now, using the same arguments used in the proof of Proposition 8 it follows that for any probability measure Q and $0 < \varepsilon < 1$

$$N(\varepsilon, \mathcal{H}_{n,a}, \|\cdot\|_{1,Q}) \leq C_1 \varepsilon^{-V}.$$

for some positive constants C_1 and V .

Hence, applying Theorem 37 of [37] to $\mathcal{H}_{n,a}$ with $\alpha_n = 1$ and $\delta_n = C_2 h_n^{d/2}$ we have that

$$\frac{1}{h_n^d} \sup_{h \in \mathcal{H}_{n,a}} |P_n h - P h| \rightarrow 0 \text{ a.s.}$$

which proves the result.

Proof of Theorem 2 We will now show that (42) holds. We will control the bias and the random component, both for $a = 0$ and for $a = 1$.

$$\begin{aligned} \sup_{\mathbf{x}_0 \in \mathcal{K}} \left| \frac{1}{h_n^d} P_n g_{\hat{\beta}_n, \mathbf{x}_0}^{(a)} - S_a(\beta_0, \mathbf{x}_0) \right| &\leq \sup_{\mathbf{x}_0 \in \mathcal{K}} \left| \frac{1}{h_n^d} P_n g_{\hat{\beta}_n, \mathbf{x}_0}^{(a)} - S_a(\hat{\beta}_n, \mathbf{x}_0, h_n) \right| \\ &\quad + \sup_{\mathbf{x}_0 \in \mathcal{K}} \left| S_a(\hat{\beta}_n, \mathbf{x}_0, h_n) - S_a(\beta_0, \mathbf{x}_0) \right| \end{aligned}$$

The second term in (48) converges to zero in probability as a consequence of Proposition 7. Since

$$\left| \frac{1}{h_n^d} P_n g_{\widehat{\beta}_n, \mathbf{x}_0}^{(a)} - S_a(\widehat{\beta}_n, \mathbf{x}_0, h_n) \right| \leq \frac{1}{h_n^d} \sup_{\mathcal{F}_{n,a}} |P_n f - P f|,$$

when (i) holds the theorem follows from Proposition 9. When (ii) holds, by Markov's inequality for any $\varepsilon > 0$

$$\begin{aligned} \mathbb{P} \left(\sup_{\mathbf{x}_0 \in \mathcal{K}} \left| \frac{1}{h_n^d} P_n g_{\widehat{\beta}_n, \mathbf{x}_0}^{(a)} - S_a(\widehat{\beta}_n, \mathbf{x}_0, h_n) \right| \geq \varepsilon \right) &\leq \mathbb{P} \left(\frac{1}{h_n^d} \sup_{\mathcal{F}_{n,a}} |P_n f - P f| \geq \varepsilon \right) \\ &\leq \frac{1}{\varepsilon} \frac{1}{h_n^d} \mathbb{E} \sup_{\mathcal{F}_{n,a}} |P_n f - P f| \end{aligned}$$

that converge to 0 by Proposition 8 when $h_n^{2d} n \rightarrow \infty$. The theorem follows since $\inf_{\mathbf{x}_0 \in \mathcal{K}} P_n g_{\widehat{\beta}_n, \mathbf{x}_0}^{(0)} \geq \inf_{\mathbf{x}_0 \in \mathcal{K}} S_0(\beta_0, \mathbf{x}_0) - \sup_{\mathbf{x}_0 \in \mathcal{K}} |P_n g_{\widehat{\beta}_n, \mathbf{x}_0}^{(0)} - S_0(\beta_0, \mathbf{x}_0)|$.

Finally, note that

$$\begin{aligned} \sup_{\mathbf{x}_0 \in \mathcal{K}} |\widehat{\eta}(\mathbf{x}_0) - \eta(\mathbf{x}_0)| &\leq \left[\sup_{\mathbf{x}_0 \in \mathcal{K}} \left| \frac{1}{h_n^d} P_n g_{\widehat{\beta}_n, \mathbf{x}_0}^{(1)} - S_1(\beta_0, \mathbf{x}_0) \right| |S_0(\beta_0, \mathbf{x}_0)| \right. \\ &\quad \left. + \sup_{\mathbf{x}_0 \in \mathcal{K}} \left| \frac{1}{h_n^d} P_n g_{\widehat{\beta}_n, \mathbf{x}_0}^{(0)} - S_0(\beta_0, \mathbf{x}_0) \right| |S_1(\beta_0, \mathbf{x}_0)| \right] \\ &\quad \left[\inf_{\mathbf{x}_0 \in \mathcal{K}} \frac{1}{h_n^d} P_n g_{\widehat{\beta}_n, \mathbf{x}_0}^{(0)} - S_0(\beta_0, \mathbf{x}_0) \right]^{-1} \end{aligned}$$

Since $\inf_{\mathbf{x}_0 \in \mathcal{K}} P_n g_{\widehat{\beta}_n, \mathbf{x}_0}^{(0)} \geq \inf_{\mathbf{x}_0 \in \mathcal{K}} S_0(\beta_0, \mathbf{x}_0) - \sup_{\mathbf{x}_0 \in \mathcal{K}} |P_n g_{\widehat{\beta}_n, \mathbf{x}_0}^{(0)} - S_0(\beta_0, \mathbf{x}_0)|$, the result announced in Theorem 2 follows from (42) and assumption 11.

6.3 Proof of Proposition 3

To prove Proposition 3 we need some previous results. We start with an algebraic one.

Proposition 10 (*Linear Algebra*) *Let $\mathbf{P}_n \in \mathbb{R}^{p \times p}$ be a sequence of orthogonal projections of rank d that converges to an orthogonal projections matrix \mathbf{P}_0 , which also has rank d . Let $\beta_0 \in \mathbb{R}^{p \times d}$ be an orthonormal base of $\text{span}(\mathbf{P}_0)$: $\mathbf{P}_0 \beta_0 = \beta_0$ and $\beta_0^T \beta_0 = I_d$. Then, for $\widetilde{\beta}_n := \mathbf{P}_n \beta_0$, $\widetilde{\beta}_n \rightarrow \beta_0$ and, for n large enough, is a base of $\text{span}(\mathbf{P}_n)$. Moreover, defining $\beta_n = (\widetilde{\beta}_n^t \widetilde{\beta}_n)^{-1/2} \widetilde{\beta}_n$ we get that $\beta_n \rightarrow \beta_0$, $\mathbf{P}_n \beta_n = \beta_n$ and $\beta_n^t \beta_n = I_d$.*

Proof of Proposition 10: The convergence of $\tilde{\beta}_n \rightarrow \beta_0$ follows from that of $P_n \rightarrow P_0$. To finish the proof, it is enough to show that $\tilde{\beta}_n$ is linearly independent. For that, assume that there exists a sequence n_k such that the columns of $\tilde{\beta}_{n_k}$ are not linearly independent. That means that there exists a sequence $a_{n_k} \in \mathbb{R}^p$, with $\|a_{n_k}\| = 1$ such that $\tilde{\beta}_{n_k} a_{n_k} = 0$. We can then choose a subsequence, which we also denote with n_k , such that $a_{n_k} \rightarrow a$, with $\|a\| = 1$. Combining this fact with the convergence of $\tilde{\beta}_n$ to $\tilde{\beta}_0$, we get that $\beta_0 a = 0$, which contradicts that β_0 has rank d .

Proposition 11 Assume that $\hat{P}_n \in \mathbb{R}^{p \times p}$, $\hat{P}_n \xrightarrow{P} P_0$, with $\text{rank}(\hat{P}_n) = d$, $\text{rank}(P_0) = d$. Fix β_0 such that $P_0 \beta_0^T = \beta_0^T$ and $\beta_0 \beta_0^T = I_d$, define $\tilde{\beta}_n := \hat{P}_n \beta_0^T$. For each n consider the event

$$\mathcal{A}_n := \left\{ \tilde{\beta}_n^T \text{ is a basis of } \text{span}(\hat{P}_n) \right\}.$$

Then, $\mathbb{P}(\mathcal{A}_n) \rightarrow 1$. Also, on \mathcal{A}_n we can define $\hat{\beta}_n = (\tilde{\beta}_n \tilde{\beta}_n^T)^{-1/2} \tilde{\beta}_n$ and get that $\hat{\beta}_n \xrightarrow{P} \beta_0$, $\hat{P}_n \hat{\beta}_n^T = \hat{\beta}_n^T$ and $\hat{\beta}_n \hat{\beta}_n^T = I_d$. Moreover, if $\sqrt{n}(\hat{P}_n - P_0) = O_P(1)$, then $\sqrt{n}(\hat{\beta}_n - \beta_0) = O_P(1)$.

Proof of Proposition 11: Assume that there exists $\delta > 0$ and a subsequence n_k such that

$$\mathbb{P}(\mathcal{A}_{n_k}) \leq 1 - \delta. \quad (48)$$

From the convergence in probability of \hat{P}_n to P_0 , there exists a further subsequence for which the convergence holds a.e. For sake of simplicity, we keep using n_k for such a subsequence. Let \mathcal{A} denote the set of total probability where \hat{P}_n to P_0 . Thus,

$$\mathcal{A} \subseteq \cup_m \cap_{n_k \geq m} \mathcal{A}_{n_k},$$

and so

$$1 = \mathbb{P}(\mathcal{A}) \leq \lim_{m \rightarrow \infty} \mathbb{P}(\cap_{n_k \geq m} \mathcal{A}_{n_k}) \leq \lim_{n_k \rightarrow \infty} \mathbb{P}(\mathcal{A}_{n_k}),$$

contradicting (48).

Proof of Proposition 3: The sequence $\hat{\beta}_n$ constructed in Proposition 11 satisfies the conditions required.

References

- [1] R.D. Cook, *Regression graphics: Ideas for studying regressions through graphics* (John Wiley & Sons, 2009)
- [2] K.C. Li, Sliced inverse regression for dimension reduction (with discussion). *Journal of the American Statistical Association* **86**, 316–342 (1991)

- [3] R. Cook, S. Weisberg, Discussion of sliced inverse regression for dimension reduction. *Journal of the American Statistical Association* **86**, 328–332 (1991)
- [4] K. Li, On principal hessian directions for data visualization and dimension reduction: Another application of stein's lemma. *Journal of the American Statistical Association* **87**(420), 1025–1039 (1992)
- [5] E. Bura, R. Cook, Estimating the structural dimension of regressions via parametric inverse regression. *Journal of the Royal Statistical Society. Series B (Statistical Methodology)* **63**(2), 393–410 (2001). URL <http://www.jstor.org/stable/2680606>
- [6] Y. Xia, H. Tong, W. Li, L. Zhu, An adaptative estimation of dimension reduction space. *Journal of the Royal Statistical Society, Series B* **64**, 363–410 (2002)
- [7] R. Cook, B. Li, Dimension reduction for conditional mean in regression. *The Annals of Statistics* **30**(2), 455–474 (2002). <https://doi.org/10.1214/aos/1021379861>. URL <http://dx.doi.org/10.1214/aos/1021379861>
- [8] R. Cook, L. Ni, Sufficient dimension reduction via inverse regression: A minimum discrepancy approach. *Journal of the American Statistical Association* **100**(470), 410–428 (2005). <https://doi.org/10.1198/016214504000001501>. URL <http://dx.doi.org/10.1198/016214504000001501>
- [9] B. Li, H. Zha, C. Chiaromonte, Contour regression: a general approach to dimension reduction. *The Annals of Statistics* **33**(4), 1580–1616 (2005)
- [10] Y. Zhu, P. Zeng, Fourier methods for estimating the central subspace and the central mean subspace in regression. *Journal of the American Statistical Association* **101**(476), 1638–1651 (2006)
- [11] B. Li, S. Wang, On directional regression for dimension reduction. *Journal of the American Statistical Association* **102**(479), 997–1008 (2007)
- [12] R.D. Cook, Fisher lecture: Dimension reduction in regression. *Statist. Sci.* **22**(1), 1–26 (2007). <https://doi.org/10.1214/088342306000000682>. URL <http://projecteuclid.org/euclid.ss/1185975631>
- [13] R. Cook, L. Forzani, Principal fitted components for dimension reduction in regression. *Statistical Science* **23**, 485–501 (2008)
- [14] R.D. Cook, L. Li, Dimension reduction in regressions with exponential family predictors. *Journal of Computational and Graphical Statistics* **18**(3), 774–791 (2009). <https://doi.org/10.1198/jcgs.2009.08005>. URL

<http://dx.doi.org/10.1198/jcgs.2009.08005>

- [15] R. Cook, L. Forzani, Likelihood-Based sufficient dimension reduction. *Journal of the American Statistical Association* **104**(485), 197–208 (2009)
- [16] R.D. Cook, L. Forzani, Covariance reducing models: An alternative to spectral modelling of covariance matrices. *Biometrika* **95**(4), 799–812 (2008). URL <http://dx.doi.org/10.1093/biomet/asn052>
- [17] K.P. Adraghi, R.D. Cook, Sufficient dimension reduction and prediction in regression. *Philosophical Transactions of the Royal Society A: Mathematical, Physical and Engineering Sciences* **367**(1906), 4385–4405 (2009)
- [18] R.M. Pfeiffer, L. Forzani, E. Bura, Sufficient dimension reduction for longitudinally measured predictors. *Statistics in Medicine* **31**(22), 2414–2427 (2012). <https://doi.org/10.1002/sim.4437>. URL <http://dx.doi.org/10.1002/sim.4437>
- [19] W. Zhong, X. Xing, K. Suslick, Tensor sufficient dimension reduction. *Wiley interdisciplinary reviews. Computational statistics* **7**(3), 178–184 (2015). <https://doi.org/10.1002/wics.1350>. URL <http://www.ncbi.nlm.nih.gov/pmc/articles/PMC4651176/>
- [20] E. Bura, S. Duarte, L. Forzani, Sufficient reductions in regressions with exponential family inverse predictors. *Journal of the American Statistical Association* **111**(515), 1313–1329 (2016). <https://doi.org/10.1080/01621459.2015.1093944>. URL <http://dx.doi.org/10.1080/01621459.2015.1093944>. <https://arxiv.org/abs/http://dx.doi.org/10.1080/01621459.2015.1093944>
- [21] D. Tomassi, L. Forzani, E. Bura, R. Pfeiffer, Sufficient dimension reduction for censored predictors. *Biometrics* **73**(1), 220–231 (2017). <https://doi.org/10.1111/biom.12556>. URL <http://dx.doi.org/10.1111/biom.12556>
- [22] B. Li, R.D. Cook, F. Chiaromonte, Dimension reduction for the conditional mean in regressions with categorical predictors. *The Annals of Statistics* **31**(5), 1636–1668 (2003)
- [23] R.D. Cook, L. Forzani, Pls regression algorithms in the presence of non-linearity. *Chemometrics and Intelligent Laboratory Systems* **213**, 104,307 (2021)
- [24] E.A. Nadaraya, On estimating regression. *Theory of Probability & Its Applications* **9**(1), 141–142 (1964)

- [25] G.S. Watson, Smooth regression analysis. *Sankhyā: The Indian Journal of Statistics, Series A* pp. 359–372 (1964)
- [26] K. Kim, B. Li, Z. Yu, L. Li, On post dimension reduction statistical inference. *The Annals of Statistics* **48**(3), 1567–1592 (2020)
- [27] L. Forzani, D. Rodriguez, E. Smucler, M. Sued, Sufficient dimension reduction and prediction in regression: Asymptotic results. *Journal of Multivariate Analysis* **171**, 339–349 (2019)
- [28] R.D. Cook, *An introduction to envelopes: dimension reduction for efficient estimation in multivariate statistics* (John Wiley & Sons, 2018)
- [29] J. Basa, R.D. Cook, L. Forzani, M. Marcos, Asymptotic distribution of one-component partial least squares regression estimators in high dimensions. *Canadian Journal of Statistics*. To appear (2023)
- [30] R.D. Cook, L. Forzani, *Partial Least Squares Regression and Related Dimension Reduction Methods* (To appear, 2023)
- [31] K. Ziegler, On the asymptotic normality of kernel regression estimators of the mode in the nonparametric random design model. *Journal of Statistical Planning and Inference* **115**(1), 123–144 (2003)
- [32] K. Varmuza, P. Filzmoser, *Introduction to multivariate statistical analysis in chemometrics* (CRC press, 2016)
- [33] R.D. Cook, I. Helland, Z. Su, Envelopes and partial least squares regression. *Journal of the Royal Statistical Society: Series B (Statistical Methodology)* **75**(5), 851–877 (2013)
- [34] E. Parzen, On estimation of a probability density function and mode. *The annals of mathematical statistics* **33**(3), 1065–1076 (1962)
- [35] D. Pollard, Asymptotics via empirical processes. *Statist. Sci.* **4**, 341–354 (1989)
- [36] A. Van der Vaart, J. Wellner, *Weak Convergence and Empirical Processes: With Applications to Statistics*. Series in Statistics (Springer, 1996)
- [37] D. Pollard, *Convergence of Stochastic Processes* (Springer Series in Statistics, 1984)