

Adaptive Compression in Federated Learning via Side Information

Berivan Isik*
Stanford University

Francesco Pase*
University of Padova

Deniz Gunduz
Imperial College London

Sanmi Koyejo
Stanford University

Tsachy Weissman
Stanford University

Michele Zorzi
University of Padova

Abstract

The high communication cost of sending model updates from the clients to the server is a significant bottleneck for scalable federated learning (FL). Among existing approaches, state-of-the-art bitrate-accuracy tradeoffs have been achieved using stochastic compression methods – in which the client n sends a sample from a client-only probability distribution $q_{\phi^{(n)}}$, and the server estimates the mean of the clients’ distributions using these samples. However, such methods do not take full advantage of the FL setup where the server, throughout the training process, has *side information* in the form of a global distribution p_{θ} that is close to the client-only distribution $q_{\phi^{(n)}}$ in *Kullback–Leibler (KL) divergence*. In this work, we exploit this *closeness* between the clients’ distributions $q_{\phi^{(n)}}$ ’s and the side information p_{θ} at the server, and propose a framework that requires approximately $D_{KL}(q_{\phi^{(n)}}||p_{\theta})$ bits of communication. We show that our method can be integrated into many existing stochastic compression frameworks to attain the same (and often higher) test accuracy with up to **82 times smaller bitrate** than the prior work – corresponding to **2,650 times overall compression**.

1 Introduction

Federated learning (FL), while enabling model training without collecting clients’ raw data, suffers from

*Equal contribution.

Proceedings of the 27th International Conference on Artificial Intelligence and Statistics (AISTATS) 2024, Valencia, Spain. PMLR: Volume 238. Copyright 2024 by the author(s).

high communication costs due to the model updates communicated from the clients to the server every round (Kairouz et al., 2021). To mitigate this cost, several communication-efficient FL strategies have been developed that compress the model updates (Lin et al., 2018; Konečný et al., 2016; Isik et al., 2022; Barnes et al., 2020). Many of these strategies adopt a stochastic approach that requires the client n at round t to send a sample $\mathbf{x}^{(t,n)}$ from a client-only distribution $q_{\phi^{(t,n)}}$ that is only known by the client n upon local training. In turn, the goal of the server is to estimate $\mathbb{E}_{X^{(t,n)} \sim q_{\phi^{(t,n)}}, \forall n \in [N]} \left[\frac{1}{N} \sum_{n=1}^N X^{(t,n)} \right]$ by taking the average of the samples across clients $\frac{1}{N} \sum_{n=1}^N \mathbf{x}^{(t,n)}$. Here, we denote by N the number of clients and by $[N]$ the set $\{1, \dots, N\}$. We show that in many stochastic FL settings, there exists a global distribution $p_{\theta^{(t)}}$ that is known globally by both the server and the clients. This distribution $p_{\theta^{(t)}}$ is close in KL divergence to the client-only distributions $q_{\phi^{(t,n)}}$ ’s, which are unknown by the server.¹ The proposed method, KL Minimization with Side Information (KLMS), exploits this closeness to reduce the cost of communicating samples $\mathbf{x}^{(t,n)}$. We briefly summarize three of such stochastic FL frameworks by pointing to the corresponding global $p_{\theta^{(t)}}$ and client-only $q_{\phi^{(t,n)}}$ distributions in Section 3 as examples of different stochastic FL setups.

Before discussing such stochastic FL frameworks KLMS can be adapted into, we first give a rough outline of how KLMS actually works in general whenever the global $p_{\theta^{(t)}}$ and client-only $q_{\phi^{(t,n)}}$ distributions are naturally present in an FL framework. Figure 1 describes the key idea KLMS relies on (more details in Section 4 and Appendix B): Instead of communicating the deterministic value of a sample $\mathbf{x}^{(t,n)} \sim q_{\phi^{(t,n)}}$, client n can communicate a sample $\mathbf{y}^{(t,n)}$ from another distribution $\mathbf{y}^{(t,n)} \sim \tilde{q}_{\pi^{(t,n)}}$, which is less costly to communicate

¹As we will exemplify later, this global distribution $p_{\theta^{(t)}}$ is naturally present in many FL frameworks, i.e., we do not introduce or require an extra distribution.

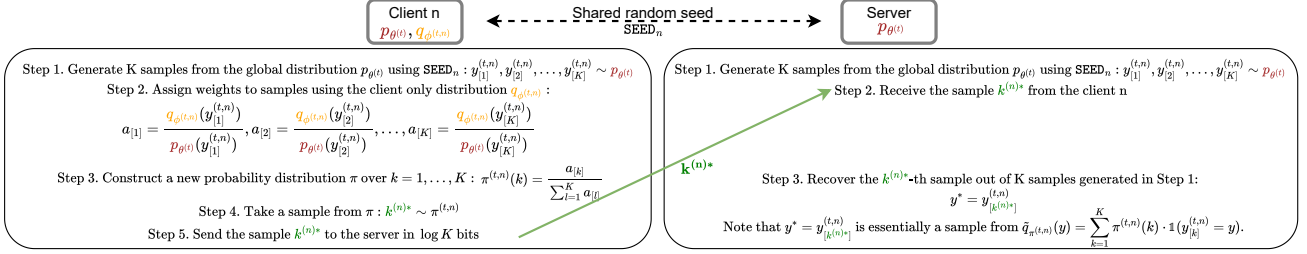


Figure 1: KLMS Outline. Note that the final sample y^* is a sample from $\tilde{q}_{\pi^{(t,n)}}(\mathbf{y}) = \sum_{k=1}^K \pi^{(t,n)}(k) \cdot \mathbf{1}(\mathbf{y}_{[k]}^{(t,n)} = \mathbf{y})$.

compared to $\mathbf{x}^{(t,n)}$, and where the discrepancy due to sampling from this new distribution \tilde{q}_{π} is not significant. As shown in Figure 1, to construct \tilde{q}_{π} , we use the global distribution $p_{\theta^{(t)}}$ (which is known by both the server and the clients) and an importance sampling method as follows: both client n and the server generate K samples from the global distribution $p_{\theta^{(t)}}$ (**use of side information**); then, the client chooses one of these samples based on the importance weights assigned using the client-only distribution $q_{\phi^{(t,n)}}$ (**importance sampling**); finally the client sends its choice to the server in $\log K$ bits. We show that this procedure yields an arbitrarily small discrepancy in the estimation when the number of samples in Step 1 in Figure 1 is $K \simeq \exp(D_{KL}(q_{\phi^{(n)}} \| p_{\theta}))$, i.e., bitrate is $\log K \simeq D_{KL}(q_{\phi^{(n)}} \| p_{\theta})$ bits, with improvements (specific to the FL setting) over prior work (Havasi et al., 2019; Triastcyn et al., 2021).

Clearly, to get the most communication gain out of KLMS, we need global p_{θ} and client-only $q_{\phi^{(n)}}$ distributions that are close in KL divergence. We show the existence of such distributions in many stochastic FL frameworks with concrete examples in Section 3. Each of these FL frameworks we will cover, namely FedPM (Isik et al., 2023b), QSGD (Alistarh et al., 2017), and Federated SGLD (Vono et al., 2022); naturally induces a client-only distribution $q_{\theta^{(t,n)}}$ that clients want to send a sample from, and a global distribution $p_{\theta^{(t)}}$ that is available to both the clients and the server – playing the role of side information. **Note that these distributions are already present in the original frameworks without any additional assumption or modification from us.** In each case, these distributions are expected to become closer in KL divergence as training progresses as we will explain in Section 3. We show that KLMS reduces the communication cost down to this *fundamental quantity* (KL divergence) in each scenario, resulting in up to **82 times improvement** in communication efficiency over FedPM, QLSD, and QSGD among other non-stochastic competitive baselines. To achieve this efficiency, we use an importance sampling algorithm (Chatterjee and Diaconis, 2018) –

thus extending the previous theoretical guarantees to the distributed setting. Different from prior work that used importance sampling in the centralized setting to compress model parameters (Havasi et al., 2019) or focused on differential privacy implications (Shah et al., 2022; Triastcyn et al., 2021), KLMS captures the side information that is already present in many FL frameworks by selecting more natural global $p_{\theta^{(t)}}$ and client-only $q_{\phi^{(t,n)}}$ distributions, and optimizes the bit allocation across both the training rounds and the model coordinates in an adaptive way to achieve the optimal bitrate, while also eliminating a hyperparameter required by prior work (Havasi et al., 2019; Triastcyn et al., 2021). We note that arbitrary choices of global and client-only distributions as in these works lead to suboptimally as the KL divergence between two arbitrary distributions would not be necessarily small. However, we discover natural choices for both distributions in existing FL frameworks (**without any modification on the frameworks**) that yield significantly smaller KL divergence and hence superior compression than prior work. Our contributions:

1. We propose a road map to utilize various forms of side information available to both the server and the clients to reduce the communication cost in FL. We give concrete examples of how to send model updates under different setups. See Section 3 for details.
2. We extend the importance sampling results in (Chatterjee and Diaconis, 2018) to the distributed setting.
3. We propose an adaptive bit allocation strategy that eliminates a hyperparameter required by prior work, and allows a better use of the communication budget across the model coordinates and rounds.
4. We demonstrate the efficacy of KLMS on MNIST, EMNIST, CIFAR-10, and CIFAR-100 datasets with up to **82 times gains** in bitrate over relevant baselines. This corresponds to up to an **overall**

2,650 times compression without a significant accuracy drop.

2 Related Work

Communication-Efficient FL: Existing frameworks reduce the communication cost by sparsification (Aji and Heafield, 2017; Wang et al., 2018; Lin et al., 2018), quantization (Suresh et al., 2017; Vono et al., 2022; Wen et al., 2017; Mayekar et al., 2021), low-rank factorization (Basat et al., 2022; Mohtashami et al., 2022; Vogels et al., 2019), sketching (Rothchild et al., 2020; Song et al., 2023); or by training sparse subnetworks instead of the full model (Isik et al., 2023b; Li et al., 2020, 2021; Liu et al., 2021). Among them, those based on stochastic updates have shown success over the deterministic ones in similar settings. For instance, as will become clear in Section 3, for finding sparse subnetworks within a large random model, **FedPM** (Isik et al., 2023b) takes a stochastic approach by training a probability mask and outperforms other methods that find sparse subnetworks deterministically (Li et al., 2021; Mozaffari et al., 2021; Vallapuram et al., 2022) with significant accuracy and bitrate gains. Similarly, for the standard FL setting (training model parameters), **QSGD** (Alistarh et al., 2017) is an effective stochastic quantization method – outperforming most other quantization schemes such as **SignSGD** (Bernstein et al., 2018) and **TernGrad** (Wen et al., 2017) by large margins. Lastly, in the Bayesian FL setting, **QLSD** (Vono et al., 2022) proposes a Bayesian counterpart of **QSGD**, and performs better than other baselines (Chen and Chao, 2021; Plassier et al., 2021). While all these stochastic approaches already perform better than the relevant baselines, in this work, we show that they still do not take full advantage of the *side information* (or global distribution) available to the server. We provide a guideline on how to find useful side information under each setting and introduce **KLMS** that reduces the communication cost (by 82 times over the baselines) to the fundamental distance between the client’s distribution that they want to communicate samples from and the side information at the server.

Importance Sampling: Our strategy is inspired by the importance sampling algorithm studied in (Chatterjee and Diaconis, 2018; Harsha et al., 2007; Theis and Ahmed, 2022; Li and El Gamal, 2018; Flamich et al., 2024), and later applied for model compression (Havasi et al., 2019), learned image compression (Flamich et al., 2020, 2022), and compressing differentially private mechanisms (Shah et al., 2022; Triastcyn et al., 2021; Isik et al., 2023a). One relevant work to ours is (Havasi et al., 2019), which applies the importance sampling strategy to compress Bayesian neural networks. Since the model size is too large to be compressed at once,

they compress fixed-size blocks of the model parameters separately and independently. As we elaborate in Section 4, this can be done much more efficiently by choosing the block size adaptively based on the information content of each parameter. Another relevant work is **DP-REC** (Triastcyn et al., 2021), which again applies the importance sampling technique to compress the model updates in FL, while also showing differential privacy implications. However, since their training strategy is fully deterministic, the choice of global and client-only distributions is somewhat arbitrary. Instead, in our work, the goal is to exploit the available side information to the full extent by choosing natural global and client-only distributions – which improves the communication efficiency over **DP-REC** significantly. Another factor in this improvement is the adaptive bit allocation strategy mentioned above. Our experimental results demonstrate that these two improvements are indeed critical for boosting the accuracy-bitrate tradeoff. Finally, we extend the theoretical guarantees of importance sampling, which quantifies the required bitrate for a target discrepancy (due to compression), to the distributed setting, where we can recover the existing results in (Chatterjee and Diaconis, 2018) as a special case by setting $N = 1$.

3 Preliminaries

We now briefly summarize three examples of stochastic FL frameworks that **KLMS** can be integrated into by highlighting the natural choices for global p_θ and client-only $q_{\phi^{(n)}}$ distributions.

FedPM (Isik et al., 2023b) freezes the parameters of a randomly initialized network and finds a subnetwork inside it that performs well with the initial random parameters. To find the subnetwork, the clients receive a global probability mask $\theta^{(t)} \in [0, 1]^d$ from the server that determines, for each parameter, the probability of retaining it in the subnetwork; set this as their local probability mask $\phi^{(t,n)} \leftarrow \theta^{(t)}$; and train only this mask (not the frozen random parameters) during local training. At inference, a sample $x^{(t,n)} \in \{0, 1\}^d$ from the Bernoulli distribution $\text{Bern}(\cdot; \phi^{(t,n)})$ is taken, and multiplied element-wise with the frozen parameters of the network, obtaining a pruned random subnetwork, which is then used to compute the model outputs. Communication consists of three stages: (i) clients update their local probability masks $\phi^{(t,n)}$ through local training; (ii) at the end of local training, they send a sample $x^{(t,n)} \sim \text{Bern}(\cdot; \phi^{(t,n)})$ to the server; (iii) the server aggregates the samples $\frac{1}{N} \sum_{n=1}^N x^{(t,n)}$, updates the global probability mask $\theta^{(t+1)}$, and broadcasts the new mask to the clients for the next round. **FedPM** achieves state-of-the-art results in accuracy-bitrate

tradeoff with around 1 bit per parameter (bpp). (full description in Appendix A.1). As the model converges, the global probability mask $\theta^{(t)}$ and clients' local probability masks $\phi^{(t,n)}$ get closer to each other (see Figures 2 and 3 for the trend of $D_{KL}(q_{\phi^{(t,n)}}||p_{\theta^{(t)}})$ over time). However, no matter how close they are, FedPM employs approximately the same bitrate for communicating a sample from $\text{Bern}(\cdot; \phi^{(t,n)})$ to the server that knows $p_{\theta^{(t)}}$. We show that this strategy is suboptimal and applying KLMS with the global probability distribution $\text{Bern}(\cdot; \theta^{(t)})$ as the global distribution $p_{\theta^{(t)}}$, and the local probability distribution $\text{Bern}(\cdot; \phi^{(t,n)})$ as the client-only distribution $q_{\phi^{(t,n)}}$, provides up to 82 times gain in compression over FedPM.

QSGD (Alistarh et al., 2017), unlike the stochastic approach in FedPM to train a probabilistic mask, is proposed to train a deterministic set of parameters. However, QSGD is itself a stochastic quantization operation. More concretely, QSGD quantizes each coordinate $\mathbf{v}_i^{(t,n)}$ using the following QSGD distribution $p_{\text{QSGD}}(\cdot)$:

$$p_{\text{QSGD}}\left(\hat{\mathbf{v}}_i^{(t,n)}\right) = \begin{cases} \frac{s|\mathbf{v}_i^{(t,n)}|}{\|\mathbf{v}^{(t,n)}\|} - \left\lfloor \frac{s|\mathbf{v}_i^{(t,n)}|}{\|\mathbf{v}^{(t,n)}\|} \right\rfloor & \text{if } \hat{\mathbf{v}}_i^{(t,n)} = A(\mathbf{v}_i^{(t,n)}) \\ 1 - \frac{s|\mathbf{v}_i^{(t,n)}|}{\|\mathbf{v}^{(t,n)}\|} + \left\lfloor \frac{s|\mathbf{v}_i^{(t,n)}|}{\|\mathbf{v}^{(t,n)}\|} \right\rfloor & \text{if } \hat{\mathbf{v}}_i^{(t,n)} = B(\mathbf{v}_i^{(t,n)}) \end{cases}, \quad (1)$$

where

$$A(\mathbf{v}_i^{(t,n)}) = \frac{\|\mathbf{v}^{(t,n)}\| \cdot \text{sign}(\mathbf{v}_i^{(t,n)})}{s} \left(\left\lfloor \frac{s|\mathbf{v}_i^{(t,n)}|}{\|\mathbf{v}^{(t,n)}\|} \right\rfloor + 1 \right),$$

$$B(\mathbf{v}_i^{(t,n)}) = \frac{\|\mathbf{v}^{(t,n)}\| \cdot \text{sign}(\mathbf{v}_i^{(t,n)})}{s} \left\lfloor \frac{s|\mathbf{v}_i^{(t,n)}|}{\|\mathbf{v}^{(t,n)}\|} \right\rfloor,$$

and s is the number of quantization levels (full description in Appendix A.2). QSGD takes advantage of the empirical distribution of the quantized values (large quantized values are less frequent) by using Elias coding to encode them – which is the preferred code when the small values to encode are much more frequent than the larger values (Elias, 1975). However, QSGD still does not fully capture the distribution of the quantized values since Elias coding is not adaptive to the data. We fix this mismatch by applying KLMS with the QSGD distribution $p_{\text{QSGD}}(\cdot)$ as the client-only distribution $q_{\phi^{(t,n)}}$, and the empirical distribution induced by the historical updates at the server from the previous round as the global distribution $p_{\theta^{(t)}}$. These two distributions are expected to be *close* to each other due to the temporal correlation across rounds, as previously reported by Jhunjunwala et al. (2021); Ozfatura et al. (2021). We demonstrate that KLMS exploits this closeness and outperforms vanilla QSGD with 10 times lower bitrate.

Federated SGLD (El Mekkaoui et al., 2021) is a Bayesian FL framework that learns a global posterior distribution p_{θ} over the model parameters using clients' local posteriors $q_{\phi^{(n)}}$. A state-of-the-art method (Vono et al., 2022) is the FL counterpart of Stochastic Gradient Langevin Dynamics (SGLD) (Welling and Teh, 2011), which uses a Markov Chain Monte Carlo algorithm. Concretely, the global posterior distribution is assumed to be proportional to the product $p_{\theta^{(t)}} \sim \prod_{n=1}^N e^{-U(\phi^{(t,n)})}$ of N local unnormalized posteriors associated with each client, expressed as potential functions $\{U(\phi^{(t,n)})\}_{n=1}^N$. At each round, the clients' local posteriors are initialized with the global posterior $\phi^{(n,t)} \leftarrow \theta^{(t)}$. Then, the clients compute an unbiased estimate of their gradients $H(\phi^{(t,n)}) = \frac{|D^{(n)}|}{|\mathcal{S}^{(t,n)}|} \sum_{j \in \mathcal{S}^{(t,n)}} \nabla U_j(\phi^{(t,n)})$, where $|D^{(n)}|$ is the size of the local dataset of client n , and $\mathcal{S}^{(t,n)}$ is the batch of data used to estimate the gradient. They then communicate these estimates to the server to compute

$$\theta^{(t+1)} = \theta^{(t)} - \gamma \sum_{n=1}^N H(\phi^{(t,n)}) + \sqrt{2\gamma} \xi^{(t)}, \quad (2)$$

where $\xi^{(t)}$ is a sequence of i.i.d. standard Gaussian random variables. (See Appendix A.3 for the details.) As reported in (El Mekkaoui et al., 2021; Vono et al., 2022), the sequence of global updates $\theta^{(t)}$ converges to the posterior sampling. Notice that the clients communicate their gradient vectors $H(\phi^{(t,n)})$ to the server at every round, which is as large as the model itself. To reduce this communication cost, Vono et al. (2022) propose a compression algorithm called QLSD that stochastically quantizes the updates with essentially the Bayesian counterpart of QSGD (Alistarh et al., 2017). However, neither QLSD nor the other compression baselines in the Bayesian FL literature (Chen and Chao, 2021; El Mekkaoui et al., 2020; Plassier et al., 2021) take full advantage of the stochastic formulation of the Bayesian framework, where the server and the clients share side information (the global posterior $p_{\theta^{(t)}}$) that could be used to improve the compression gains. Instead, they quantize the updates ignoring this side information. This approach is suboptimal since (i) the precision is already degraded in the quantization step, and (ii) the compression step does not account for the side information $p_{\theta^{(t)}}$. We show that we can exploit this inherent stochastic formulation of Bayesian FL by applying KLMS with the global posterior distribution as the global distribution $p_{\theta^{(t)}}$, and the local posterior distribution as the client-only distribution $q_{\phi^{(t,n)}}$. In addition to benefiting from the side information, KLMS does not restrict the message domain to be discrete (as opposed to the baselines) and can reduce the

communication cost by 5 times, while also achieving higher accuracy than the baselines.

4 KL Divergence Minimization with Side Information (KLMS)

We first describe our approach, KLMS, in Section 4.1 together with theoretical guarantees; then, in Section 4.2, we introduce our adaptive bit allocation strategy to optimize the bitrate across training rounds and model coordinates to reduce the compression rate; finally, in Section 4.3, we give four concrete examples where KLMS significantly boosts the accuracy-bitrate tradeoff.

4.1 KLMS for Stochastic FL Frameworks

We propose KLMS as a general recipe to be integrated into many existing (stochastic) FL frameworks to improve their accuracy-bitrate performance *significantly*. The main principle in KLMS is grounded in three ideas:

1. In many existing FL frameworks, the updates from clients to the server are samples drawn from some optimized client-only distributions, e.g., QSGD and FedPM.
2. Sending a *random* sample from a distribution can be done much more efficiently than first taking a sample from the same distribution, and then sending its *deterministic* value (Theis and Ahmed, 2022).
3. The knowledge acquired from the historical updates, available both at the server and the clients, can help reduce the communication cost drastically by playing the role of *temporal* side information.

KLMS is designed to reduce the communication cost in FL by taking advantage of the above observations. It relies on shared randomness between the clients and the server in the form of a shared random SEED (i.e., they can generate the same pseudo-random samples from a given distribution) and on the side information available to the server and the clients. Without restricting ourselves to any specific FL framework (we will do this in Section 4.3), suppose the server and the clients share a global distribution $p_{\theta(t)}$ and each client has a client-only distribution $q_{\phi(t,n)}$ after local training. As stated in Section 1, the server aims to compute $\mathbb{E}_{X^{(t,n)} \sim q_{\phi(t,n)}, \forall n \in [N]} \left[\frac{1}{N} \sum_{n=1}^N X^{(t,n)} \right]$ after each round. While this can be done by simply communicating samples $\mathbf{x}^{(t,n)} \sim q_{\phi(t,n)}$, it is actually sufficient for the server to obtain any other set of samples from the same distribution $q_{\phi(t,n)}$ (or another distribution that is close to $q_{\phi(t,n)}$ in KL divergence). Therefore, instead

of a specific realization $\mathbf{x}^{(t,n)} \sim q_{\phi(t,n)}$, KLMS sends a sample $\mathbf{y}^{(t,n)}$ from some other distribution $\tilde{q}_{\pi(t,n)}$ such that (i) it is less costly to communicate a sample from $\tilde{q}_{\pi(t,n)}$ than $q_{\phi(t,n)}$ and (ii) the discrepancy

$$E = \left| \mathbb{E}_{Y^{(t,n)} \sim \tilde{q}_{\pi(t,n)}, \forall n \in [N]} \left[\frac{1}{N} \sum_{n=1}^N Y^{(t,n)} \right] - \mathbb{E}_{X^{(t,n)} \sim q_{\phi(t,n)}, \forall n \in [N]} \left[\frac{1}{N} \sum_{n=1}^N X^{(t,n)} \right] \right| \quad (3)$$

is sufficiently small. Motivated by this, KLMS runs as follows (by referring to the steps in Figure 1):

Step 1 at the server & client (side information):

The server and the client generate the same K samples from the global distribution with a shared random seed.

Steps 2-4 at the client (importance sampling):

The client assigns importance weights to each of the K samples to construct a new distribution over them. It then chooses one of the K samples from this new distribution to send its index in $\log K$ bits to the server.

Steps 2-3 at the server (importance sampling):

The server picks the sample with the received index from the K samples it generated in Step 1.

In Theorem 4.1, we show that the discrepancy in (3) is small when $K \simeq \exp(D_{KL}(q_{\phi} \| p_{\theta}))$. We actually prove it for a general measurable function $f(\cdot)$ over $Y^{(t,n)}$'s, for which the discrepancy in (3) is a special case when $f(\cdot)$ is the identity. We note that previous results on the single-user scenario ($N = 1$) (Chatterjee and Diaconis, 2018; Havasi et al., 2019) are special cases of our more general framework with N users.

Theorem 4.1. *Let p_{θ} and $q_{\phi(n)}$ for $n = 1, \dots, N$ be probability distributions over set \mathcal{X} equipped with some sigma-algebra. Let $X^{(n)}$ be an \mathcal{X} -valued random variable with law $q_{\phi(n)}$. Let $r \geq 0$ and $\tilde{q}_{\pi(n)}$ for $n = 1, \dots, N$ be discrete distributions each constructed by $K^{(n)} = \exp(D_{KL}(q_{\phi(n)} \| p_{\theta}) + r)$ samples $\{\mathbf{y}_{[k]}^{(n)}\}_{k=1}^{K^{(n)}}$*

from p_{θ} defining $\pi^{(n)}(k) = \frac{q_{\phi(n)}(\mathbf{y}_{[k]}^{(n)})/p_{\theta}(\mathbf{y}_{[k]}^{(n)})}{\sum_{l=1}^{K^{(n)}} q_{\phi(n)}(\mathbf{y}_{[l]}^{(n)})/p_{\theta}(\mathbf{y}_{[l]}^{(n)})}$.

Furthermore, for measurable function $f(\cdot)$, let $\|f\|_{\mathbf{q}_{\phi}} = \sqrt{\mathbb{E}_{X^{(n)} \sim q_{\phi(n)}, \forall n \in [N]} \left[\left(\frac{1}{N} \sum_{n=1}^N f(X^{(n)}) \right)^2 \right]}$ be its 2-norm under $\mathbf{q}_{\phi} = q_{\phi(1)}, \dots, q_{\phi(N)}$ and let

$$\epsilon = \left(e^{-Nr/4} + 2 \sqrt{\prod_{n=1}^N \mathbb{P}(\log(q_{\phi(n)}/p_{\theta}) > D_{KL}(q_{\phi(n)} \| p_{\theta}) + r/2)} \right)^{1/2}. \quad (4)$$

Defining $\tilde{q}_{\pi(n)}$ over $\{\mathbf{y}_{[k]}^{(n)}\}_{k=1}^{K^{(n)}}$ as $\tilde{q}_{\pi(n)}(\mathbf{y}) = \sum_{k=1}^{K^{(n)}} \pi^{(n)}(k) \cdot \mathbf{1}_{\{\mathbf{y}_{[k]}^{(n)} = \mathbf{y}\}}$, it holds that

$$\mathbb{P}\left(\left|\mathbb{E}_{Y^{(n)} \sim \tilde{q}_{\pi^{(n)}}} \left[\frac{1}{N} \sum_{n=1}^N f(Y^{(n)})\right] - \mathbb{E}_{X^{(n)} \sim q_{\phi^{(n)}}} \left[\frac{1}{N} \sum_{n=1}^N f(X^{(n)})\right]\right| \geq \frac{2\|f\|_{\mathbf{q}_\phi \epsilon}}{1-\epsilon}\right) \leq 2\epsilon,$$

where $\tilde{q}_{\pi^{(n)}}$ is defined over $\{\mathbf{y}_{[k]}^{(n)}\}_{k=1}^{K^{(n)}}$ as $\tilde{q}_{\pi^{(n)}}(\mathbf{y}) = \sum_{k=1}^{K^{(n)}} \pi^{(n)}(k) \cdot \mathbf{1}(\mathbf{y}_{[k]}^{(n)} = \mathbf{y})$.

See Appendix C for the proof. This result implies that when $K^{(n)} \simeq \exp(D_{KL}(q_{\phi^{(t,n)}} \| p_{\theta^{(t)}}))$, the discrepancy in (3) is small. In practice, as we explain in Section 4.2, we work on blocks of parameters such that $D_{KL}(q_{\phi^{(t,n)}} \| p_{\theta^{(t)}})$ for each block is the same for all clients $n \in [N]$. Hence, we omit the superscript (n) from $K^{(n)}$ and denote the number of samples by K for each client. In Appendix F.1, we experiment on a toy model and observe that, for a fixed K , the discrepancy in (3) gets smaller as the number of clients N increases, gaining from the client participation in each round.

4.2 Adaptive Block Selection for Optimal Bit Allocation

Prior works that have applied importance sampling for Bayesian neural network compression (Havasi et al., 2019), or for differentially private communication in FL (Triastcyn et al., 2021) split the model into several fixed-size blocks of parameters, and compress each block separately and independently to avoid the high computational cost – which exponentially increases with the number of parameters d . After splitting the model into fixed-size blocks with S parameters each, Havasi et al. (2019); Triastcyn et al. (2021) choose a single fixed K (number of samples generated from $p_{\theta^{(t)}}$) for each block no matter what the KL divergence is for different blocks. This yields the same bitrate $\frac{\log K}{S}$ for every model parameter. Furthermore, Triastcyn et al. (2021) use the same K throughout training without considering the variation in KL divergence over rounds. However, as illustrated in Figure 2, KL divergence varies significantly across different model layers and across rounds. Hence, spending the same bitrate $\frac{\log K}{S}$ for every parameter at every round is highly suboptimal since it breaks the condition in Theorem 4.1.

To fix this, we propose an adaptive block selection mechanism, where the block size is adjusted such that the KL divergence for each block is the same and equal to a target value, D_{KL}^{target} . This way, the optimal K for each block is the same and approximately equal to D_{KL}^{target} , and we do not need to set the block size S ourselves, which was a hyperparameter to tune in (Havasi et al., 2019; Triastcyn et al., 2021). Different from the fixed-size block selection approach in (Havasi et al., 2019;

Triastcyn et al., 2021), the adaptive approach requires describing the locations of the adaptive-size blocks, which adds overhead to the communication cost. However, exploiting the temporal correlation across rounds can make this overhead negligible. More specifically, we first let each client find their adaptive-size blocks, each having KL divergence equal to D_{KL}^{target} , in the first round. Then the clients communicate the locations of these blocks to the server, which are then aggregated to find the new global indices to be broadcast to the clients. At later rounds, the server checks if, on average, the new KL divergence of the previous blocks is still sufficiently close to the target value D_{KL}^{target} . If so, the same adaptive-size blocks are used in that round. Otherwise, the client constructs new blocks, each having KL divergence equal to D_{KL}^{target} , and updates the server about the new locations. Our experiments indicate that this update occurs only a few times during the whole training. Therefore, it adds only a negligible overhead on the average communication cost across rounds. We provide the pseudocodes for KLMS with both fixed- and adaptive-size blocks in Appendix B.

4.3 Examples of KLMS Adapted to Well-Known Stochastic FL Frameworks

In this section, we provide four concrete examples illustrating how KLMS can be naturally integrated into different FL frameworks with natural choices of global and client-only distributions. Later, in Section 5, we present experimental results showing the empirical improvements KLMS brings in all these cases. The corresponding pseudocodes are given in Appendix D.

FedPM-KLMS: As described in Section 3, in FedPM, the server holds a global probability mask, which parameterizes a probability distribution over the mask parameters – indicating for each model parameter its probability of remaining in the subnetwork. Similarly, each client obtains a local probability mask after local training – parameterizing their locally updated probability assignment for each model parameter to remain in the subnetwork. Parameterizing the global distribution $p_{\theta^{(t)}}$ by the global probability mask $\theta^{(t)}$ and the client-only distribution $q_{\phi^{(t,n)}}$ by the local probability mask $\phi^{(t,n)}$ is only natural since the goal in FedPM is to send a sample from the local probability distribution $\text{Bern}(\cdot; \phi^{(t,n)})$ with as few bits as possible. This new framework, FedPM-KLMS, provides **82 times reduction in bitrate over vanilla FedPM** – corresponding to an **overall 2,650 times compression rate**.

QSGD-KLMS: As explained in Section 3, QSGD is a stochastic quantization method for FL frameworks that train deterministic model parameters, which outperforms many other baselines. Focusing on the most

Table 1: FedPM-KLMS, QSGD-KLMS, and SignSGD-KLMS against FedPM, QSGD, SignSGD, TernGrad, DRIVE, EDEN, MARINA, FedMask, and DP-REC with i.i.d. split and full client participation. Note that the bitrate is 32 bpp without any compression. Overall, FedPM-KLMS achieves the highest accuracy with the lowest bitrate around 0.014 for each dataset – corresponding to an overall 2,300 times compression. Other KLMS integrations (QSGD-KLMS, SignSGD-KLMS) similarly reduce the bitrate up to 66 times over the vanilla frameworks (QSGD, SignSGD).

	CIFAR-10 (CONV6)		CIFAR-100 (ResNet-18)		MNIST (CONV4)		EMNIST (CONV4)	
	Acc.	Bitrate (bpp)	Acc.	Bitrate (bpp)	Acc.	Bitrate (bpp)	Acc.	Bitrate (bpp)
TernGrad	0.680	1.10	0.220	1.07	0.980	1.05	0.870	1.1
DRIVE	0.760	0.89	0.320	0.54	0.994	0.91	0.883	0.90
EDEM	0.760	0.89	0.320	0.54	0.994	0.91	0.883	0.90
MARINA	0.690	2.12	0.260	2.18	0.991	2.01	0.867	2.04
FedMask	0.620	1.00	0.180	1.00	0.991	1.00	0.862	1.00
DP-REC	0.720	1.12	0.280	1.06	0.991	1.00	0.885	1.10
SignSGD	0.705	0.993	0.230	0.999	0.990	0.999	0.873	1.000
SignSGD-KLMS(ours)	0.745	0.040 ($\times 25$ lower)	0.259	0.042 ($\times 25$ lower)	0.9930	0.041 ($\times 24$ lower)	0.880	0.044 ($\times 23$ lower)
SignSGD-KLMS(ours)	0.739	0.015 ($\times 66$ lower)	0.250	0.018 ($\times 56$ lower)	0.9918	0.023 ($\times 43$ lower)	0.875	0.025 ($\times 40$ lower)
QSGD	0.753	0.072	0.335	0.150	0.994	0.130	0.884	0.150
QSGD-KLMS(ours)	0.761	0.035 ($\times 2$ lower)	0.327	0.074 ($\times 2.2$ lower)	0.9940	0.041 ($\times 3.2$ lower)	0.884	0.042 ($\times 3.6$ lower)
QSGD-KLMS(ours)	0.755	0.014 ($\times 5$ lower)	0.320	0.020 ($\times 7.5$ lower)	0.9935	0.019 ($\times 6.8$ lower)	0.883	0.022 ($\times 6.8$ lower)
FedPM	0.787	0.845	0.470	0.88	0.995	0.99	0.890	0.890
FedPM-KLMS(ours)	0.787	0.070 ($\times 12$ lower)	0.469	0.072 ($\times 13$ lower)	0.9945	0.041 ($\times 24$ lower)	0.888	0.034 ($\times 26$ lower)
FedPM-KLMS(ours)	0.786	0.014 ($\times 60$ lower)	0.455	0.018 ($\times 49$ lower)	0.9943	0.014 ($\times 71$ lower)	0.885	0.017 ($\times 52$ lower)

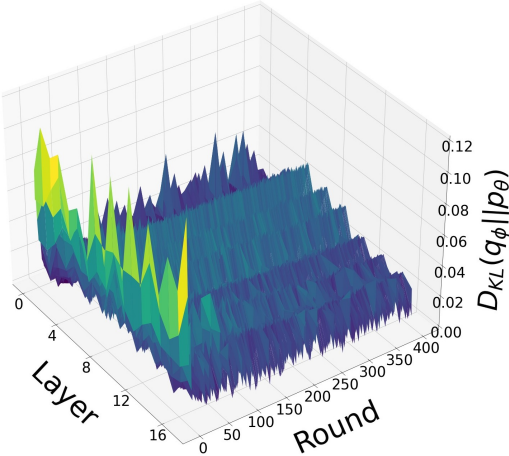


Figure 2: Average KL divergence between the client-only and global distributions, for different layers and rounds (FedPM used to train CONV6 on CIFAR-10).

extreme case when the number of quantization levels is $s = 1$, QSGD distribution in (1) can be expressed as:

$$p_{\text{QSGD}}(\hat{\mathbf{v}}_i^{(t,n)}) = \begin{cases} \max \left\{ \frac{-\mathbf{v}_i^{(t,n)}}{\|\mathbf{v}^{(t,n)}\|}, 0 \right\} & \text{if } \hat{\mathbf{v}}_i^{(t,n)} = -\|\mathbf{v}^{(t,n)}\| \\ \max \left\{ \frac{\mathbf{v}_i^{(t,n)}}{\|\mathbf{v}^{(t,n)}\|}, 0 \right\} & \text{if } \hat{\mathbf{v}}_i^{(t,n)} = \|\mathbf{v}^{(t,n)}\| \\ 1 - \max \left\{ \frac{-\mathbf{v}_i^{(t,n)}}{\|\mathbf{v}^{(t,n)}\|}, \frac{\mathbf{v}_i^{(t,n)}}{\|\mathbf{v}^{(t,n)}\|}, 0 \right\} & \text{if } \hat{\mathbf{v}}_i^{(t,n)} = 0 \end{cases} \quad (5)$$

which is again a very natural choice for client-only distribution $q_{\phi}^{(t,n)}$ since vanilla QSGD requires the clients

to take a sample from $p_{\text{QSGD}}(\cdot)$ in (5) and communicate the deterministic value of that sample to the server. As for the global distribution, exploiting the temporal correlation in FL, we use the empirical frequencies of the historical updates the server received in the previous round. In other words, in every round t , the server records how many clients communicated a negative value ($-\|\mathbf{v}^{(t,n)}\|$), a positive value ($\|\mathbf{v}^{(t,n)}\|$), or 0 per coordinate, and constructs the global distribution $p_{\theta^{(t)}}$ from these empirical frequencies for the next rounds. This new framework, QSGD-KLMS, yields 10 times reduction in bitrate over vanilla QSGD.

SignSGD-KLMS: Since SignSGD (Bernstein et al., 2018) is not a stochastic quantizer, we first introduce some stochasticity to the vanilla SignSGD algorithm and then integrate KLMS into it. Instead of mapping the updates to their signs ± 1 deterministically as in vanilla SignSGD, the stochastic version we propose does this mapping by taking a sample from

$$p_{\text{SignSGD}}(\hat{\mathbf{v}}_i^{(t,n)}) = \begin{cases} \sigma\left(\frac{\mathbf{v}_i^{(t,n)}}{M}\right) & \text{if } \hat{\mathbf{v}}_i^{(t,n)} = 1 \\ 1 - \sigma\left(\frac{\mathbf{v}_i^{(t,n)}}{M}\right) & \text{if } \hat{\mathbf{v}}_i^{(t,n)} = -1 \end{cases}, \quad (6)$$

for some $M > 0$, where $\sigma(z) = \frac{1}{1+e^{-z}}$ is the Sigmoid function. Instead of taking a sample from $p_{\text{SignSGD}}(\cdot)$ and sending the deterministic value of the sample by spending 1 bit per parameter, we can take advantage of the sign symmetry in the model update (about half of the coordinates have positive/negative signs in the update) and reduce the communication cost. For this, we choose $p_{\text{SignSGD}}(\cdot)$ in (6) as the client-only distribution $q_{\phi}^{(t,n)}$, and the uniform distribution $U(0.5)$ from the support $\{-1, 1\}$ as the global distribution $p_{\theta^{(t)}}$. This

new method, SignSGD-KLMS, achieves higher accuracy than vanilla SignSGD with **66 times smaller bitrate**.

SGLD-KLMS: From the Bayesian FL family, we focus on the recent SGLD framework (Vono et al., 2022) as an example since it provides state-of-the-art results. As discussed in Section 3, due to the stochastic formulation of the Bayesian framework, it is natural to choose the local posterior distributions as the client-only distributions $q_{\phi^{(t,n)}}$, and the global posterior distribution at the server as the global distribution $p_{\theta^{(t)}}$. While extending the existing SGLD algorithm (see Section 3) with KLMS, we inject Gaussian noise locally at each client and scale it such that when all the samples are averaged at the server, the aggregate noise sample $\xi^{(t)}$ (see (2)) is distributed according to $\mathcal{N}(0, \mathbf{I}_d)$ (more details in Appendix D). This new framework, SGLD-KLMS, provides both accuracy and bitrate gains over QLSD (Vono et al., 2022) – the state-of-the-art compression method for Federated SGLD.

5 Experiments

We focus on four KLMS adaptations we covered in Section 4.3 to empirically demonstrate KLMS’s improvements. We consider four datasets: CIFAR-10 (Krizhevsky et al., 2009), CIFAR-100 (Krizhevsky et al., 2009), MNIST (Deng, 2012), and EMNIST (Cohen et al., 2017) (with 47 classes). For CIFAR-100, we use ResNet-18 (He et al., 2016); for CIFAR-10, a 6-layer CNN CONV6; for MNIST a 4-layer CNN CONV4 and LeNet; and for EMNIST, again CONV4. Additional details on the experimental setup and more detailed results with confidence intervals can be found in Appendices E and F. We first compare FedPM-KLMS, QSGD-KLMS, and SignSGD-KLMS with FedPM (Isik et al., 2023b), QSGD (Alistarh et al., 2017), SignSGD (Bernstein et al., 2018), TernGrad (Wen et al., 2017), DRIVE (Vargaftik et al., 2021), EDEN (Vargaftik et al., 2022), MARINA (Gorbunov et al., 2021), FedMask (Li et al., 2021), and DP-REC (Triastcyn et al., 2021) on non-Bayesian FL setting in Section 5.1. We then provide a comparison of SGLD-KLMS with QLSD (Vono et al., 2022) on the Bayesian FL setting in Section 5.2. Finally, in Section 5.3, we present a key ablation study to show how the adaptive block selection strategy in Section 4.2 optimizes the bit allocation and helps achieve a smaller bitrate. Clients perform 3 and 1 local epochs in the non-Bayesian and Bayesian settings, respectively. We provide multiple (accuracy, bitrate) pairs for KLMS results by varying D_{KL}^{target} . Results are averaged over 3 runs.

The codebase is open-sourced at <https://github.com/FrancescoPase/Federated-KLMS>.

5.1 Non-Bayesian Federated Learning

i.i.d. Data Split: For the i.i.d. dataset experiments in Table 1, we set the number of clients to $N = 10$ and consider full client participation. Table 1 shows that FedPM-KLMS and SignSGD-KLMS provide up to 71 times reduction in communication cost compared to FedPM and SignSGD, respectively (with accuracy boost over vanilla SignSGD). QSGD-KLMS, on the other hand, reduces the communication cost by 10 times over vanilla QSGD. Overall, FedPM-KLMS requires the smallest bitrate with the highest accuracy among all the frameworks considered. It achieves an **overall 2,300 times compression (compared to 32-bit no-compression case)** by improving the bitrate of vanilla FedPM by **71 times**. This sets a new standard in the communication-efficient FL literature and marks the significance of side information in FL. The significant improvements over DP-REC (in both bitrate and accuracy) justify the importance of (i) carefully chosen global and client-only distributions and (ii) the adaptive block selection that optimizes the bit allocation.

Non-i.i.d. Data Split: For the non-i.i.d. experiments in Table 2, we compare against FedPM, QSGD, SignSGD, DRIVE, EDEN, and DP-REC. We set the number of clients to $N = 100$ and let randomly sampled 20 of them participate in each round. See Appendix E for the non-i.i.d. split strategy. Let c_{\max} be the maximum number of classes each client can see due to the non-i.i.d. split. In the experiments in Table 2, we set $c_{\max} = 40$ for CIFAR-100 and $c_{\max} = 4$ for CIFAR-10. See Appendix F for other c_{\max} values. Table 2 shows similar gains over the baselines as the i.i.d. experiments in Table 1; in that, KLMS adaptations provide up to **82 times reduction in the communication cost** compared to the baselines (and **2,650 times compression compared to 32-bit non-compression case**) with final accuracy as high as (if not higher) the best baseline. This indicates that the statistical heterogeneity level in the data split, while reducing the performance of the underlying training schemes, does not affect the improvement brought by KLMS. We further corroborate this observation with additional experiments in Appendix F.1.2.

5.2 Bayesian Federated Learning

Figure 3-(top) compares SGLD-KLMS with QLSD. We consider i.i.d. data split and full client participation with the number of clients $N = 10$. It is seen that SGLD-KLMS can reduce the communication cost by 5 times more than QLSD with higher accuracy on MNIST, where in this case the accuracy is a Monte Carlo average obtained by posterior sampling after convergence.

Table 2: FedPM-KLMS, QSGD-KLMS, and SignSGD-KLMS against FedPM, QSGD, SignSGD, DRIVE, EDEN, and DP-REC with non i.i.d. split and 20 out of 100 clients participating every round. The bitrate is 32 bpp without any compression. FedPM-KLMS again achieves the highest accuracy with the lowest bitrate – corresponding to an overall 2,650 times compression. QSGD-KLMS and SignSGD-KLMS similarly reduce the bitrate up to 56 times over QSGD and SignSGD.

	CIFAR-10 (CONV6)		CIFAR-100 (ResNet-18)	
	Acc.	Bitrate (bpp)	Acc.	Bitrate (bpp)
DRIVE	0.526	0.89	0.424	0.81
EDEN	0.528	0.89	0.425	0.81
DP-REC	0.530	1.08	0.424	1.00
QSGD	0.552	0.140	0.429	0.150
QSGD-KLMS(ours)	0.552	0.071 ($\times 2$ lower)	0.429	0.072 ($\times 2$ lower)
QSGD-KLMS(ours)	0.545	0.014 ($\times 10$ lower)	0.419	0.017 ($\times 8.8$ lower)
SignSGD	0.470	1.000	0.371	0.999
SignSGD-KLMS(ours)	0.530	0.074 ($\times 14$ lower)	0.421	0.044 ($\times 23$ lower)
SignSGD-KLMS(ours)	0.520	0.018 ($\times 56$ lower)	0.415	0.020 ($\times 50$ lower)
FedPM	0.612	0.993	0.488	0.98
FedPM-KLMS(ours)	0.612	0.073 ($\times 12$ lower)	0.488	0.074 ($\times 13$ lower)
FedPM-KLMS(ours)	0.599	0.016 ($\times 62$ lower)	0.480	0.012 ($\times 82$ lower)

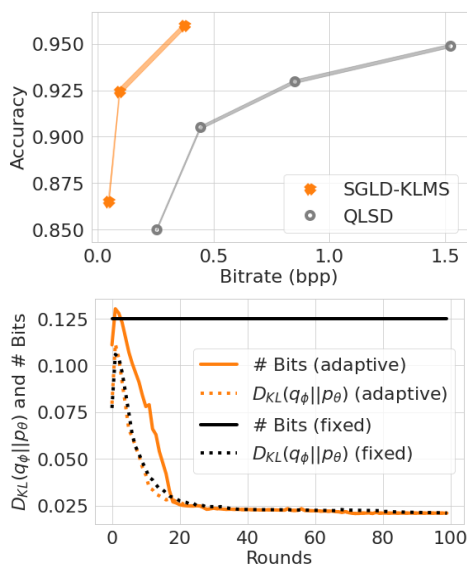


Figure 3: **(top)** SGLD-KLMS against QLSD using LeNet on i.i.d. MNIST dataset. **(bottom)** FedPM-KLMS (fixed) against FedPM-KLMS (adaptive) on how well the number of bits approaches the fundamental quantity, KL divergence – using CONV6 on i.i.d. CIFAR-10. Both KL divergence and the number of bits are normalized by the number of parameters.

5.3 Ablation Study: The Effect of the Adaptive Bit Allocation Strategy

We conduct an ablation study to answer the following question: *Does adaptive bit allocation strategy really help optimize the bit allocation and reduce # bits down to KL divergence?* To answer this question, in Figure 3-(bottom), we show how the average per-parameter KL divergence and # bits spent per parameter change over the rounds for FedPM-KLMS with fixed- and adaptive-size blocks. We adjust the hyperparameters such that the final accuracies differ by only 0.01% on CIFAR-10. For the fixed-size experiments, since we fix K (number of samples per block) and the block size for the whole model and across all rounds, # bits per parameter stays the same while the KL divergence shows a decreasing trend. On the other hand, in the adaptive-size experiments, the block size changes across the model parameters and the rounds to guarantee that each block has the same KL divergence. Since all blocks have the same KL divergence, we spend the same # bits for each block (with adaptive size) as suggested by Theorem 4.1, which adaptively optimizes the bitrate towards the KL divergence. This is indeed justified in Figure 3-(bottom) since the # bits curve quickly approaches the KL divergence curve.

6 Discussion & Conclusion

We leveraged side information that is naturally present in many existing FL frameworks to reduce the bitrate

by up to **82 times over the baselines** without an accuracy drop. This corresponds to an **overall 2,650 times compression** compared to the no-compression case. We discovered highly natural choices for side information (global distribution at the server) in popular stochastic FL frameworks without requiring any change, i.e., the side information naturally arises in the original frameworks. We believe the proposed way of using side information will set a new standard in communication-efficient FL as it can provide similar bitrate reduction in many FL frameworks.

7 Acknowledgements

The authors would like to thank Saurav Chatterjee for his help in the theoretical extension of Chatterjee and Diaconis (2018) to the N -user case; also Yibo Zhang, Xiaoyang Wang, Enyi Jiang, and Brando Miranda for their feedback on an earlier draft. This work is partially supported by a Google Ph.D. Fellowship, a Stanford Graduate Fellowship, NSF III 2046795, IIS 1909577, CCF 1934986, NIH 1R01MH116226-01A, NIFA award 2020-67021-32799, the Alfred P. Sloan Foundation, Meta, Google, and the European Union under the Italian National Recovery and Resilience Plan (NRRP) of NextGenerationEU, partnership on “Telecommunications of the Future” (PE00000001 - program “RESTAR”).

References

- Aji, A. and Heafield, K. (2017). Sparse communication for distributed gradient descent. In *EMNLP 2017: Conference on Empirical Methods in Natural Language Processing*. Association for Computational Linguistics (ACL).
- Alistarh, D., Grubic, D., Li, J., Tomioka, R., and Vojnovic, M. (2017). QSGD: Communication-efficient SGD via gradient quantization and encoding. *Advances in Neural Information Processing Systems*.
- Barnes, L. P., Inan, H. A., Isik, B., and Özgür, A. (2020). rtop-k: A statistical estimation approach to distributed SGD. *IEEE Journal on Selected Areas in Information Theory*, 1(3):897–907.
- Basat, R. B., Vargaftik, S., Portnoy, A., Einziger, G., Ben-Itzhak, Y., and Mitzenmacher, M. (2022). QUICK-FL: Quick unbiased compression for federated learning. *arXiv preprint arXiv:2205.13341*.
- Bernstein, J., Wang, Y.-X., Azizzadenesheli, K., and Anandkumar, A. (2018). signsgd: Compressed optimisation for non-convex problems. In *International Conference on Machine Learning*, pages 560–569. PMLR.
- Caldas, S., Duddu, S. M. K., Wu, P., Li, T., Konečný, J., McMahan, H. B., Smith, V., and Talwalkar, A. (2018). Leaf: A benchmark for federated settings. *arXiv preprint arXiv:1812.01097*.
- Chatterjee, S. and Diaconis, P. (2018). The sample size required in importance sampling. *The Annals of Applied Probability*, 28(2):1099–1135.
- Chen, H.-Y. and Chao, W.-L. (2021). Fed{be}: Making bayesian model ensemble applicable to federated learning. In *International Conference on Learning Representations*.
- Cohen, G., Afshar, S., Tapson, J., and Van Schaik, A. (2017). EMNIST: Extending MNIST to handwritten letters. In *International Joint Conference on Neural Networks (IJCNN)*, pages 2921–2926.
- Deng, L. (2012). The MNIST database of handwritten digit images for machine learning research. *IEEE Signal Processing Magazine*, 29(6):141–142.
- El Mekkaoui, K., Mesquita, D., Blomstedt, P., and Kaski, S. (2020). Distributed stochastic gradient MCMC for federated learning. *arXiv preprint arXiv:2004.11231*.
- El Mekkaoui, K., Parente Paiva Mesquita, D., Blomstedt, P., and Kask, S. (2021). Federated stochastic gradient langevin dynamics. In *Proceedings of the Thirty-Seventh Conference on Uncertainty in Artificial Intelligence*, pages 1703–1712. PMLR.
- Elias, P. (1975). Universal codeword sets and representations of the integers. *IEEE Transactions on Information Theory*, 21(2):194–203.
- Flamich, G., Havasi, M., and Hernández-Lobato, J. M. (2020). Compressing images by encoding their latent representations with relative entropy coding. *Advances in Neural Information Processing Systems*, 33:16131–16141.
- Flamich, G., Markou, S., and Hernández-Lobato, J. M. (2022). Fast relative entropy coding with a* coding. In *International Conference on Machine Learning*, pages 6548–6577. PMLR.
- Flamich, G., Markou, S., and Hernández-Lobato, J. M. (2024). Faster relative entropy coding with greedy rejection coding. *Advances in Neural Information Processing Systems*, 36.
- Gorbunov, E., Burlachenko, K. P., Li, Z., and Richtárik, P. (2021). Marina: Faster non-convex distributed learning with compression. In *International Conference on Machine Learning*, pages 3788–3798. PMLR.
- Harsha, P., Jain, R., McAllester, D., and Radhakrishnan, J. (2007). The communication complexity of correlation. In *Twenty-Second Annual IEEE Conference on Computational Complexity (CCC’07)*, pages 10–23. IEEE.

- Havasi, M., Peharz, R., and Hernández-Lobato, J. M. (2019). Minimal random code learning: Getting bits back from compressed model parameters. In *International Conference on Learning Representations*.
- He, K., Zhang, X., Ren, S., and Sun, J. (2016). Deep residual learning for image recognition. In *Proceedings of the IEEE Conference on Computer Vision and Pattern Recognition*, pages 770–778.
- Isik, B., Chen, W.-N., Ozgur, A., Weissman, T., and No, A. (2023a). Exact optimality of communication-privacy-utility tradeoffs in distributed mean estimation. In *Thirty-seventh Conference on Neural Information Processing Systems*.
- Isik, B., Pase, F., Gunduz, D., Weissman, T., and Zorzi, M. (2023b). Sparse random networks for communication-efficient federated learning. In *The Eleventh International Conference on Learning Representations*.
- Isik, B., Weissman, T., and No, A. (2022). An information-theoretic justification for model pruning. In *International Conference on Artificial Intelligence and Statistics*, pages 3821–3846. PMLR.
- Jhunjunwala, D., Mallick, A., Gadhikar, A., Kadhe, S., and Joshi, G. (2021). Leveraging spatial and temporal correlations in sparsified mean estimation. *Advances in Neural Information Processing Systems*, 34:14280–14292.
- Kairouz, P., McMahan, H. B., Avent, B., Bellet, A., Bennis, M., Bhagoji, A. N., Bonawitz, K., Charles, Z., Cormode, G., Cummings, R., et al. (2021). Advances and open problems in federated learning. *Foundations and Trends® in Machine Learning*, 14(1–2):1–210.
- Konečný, J., McMahan, H. B., Yu, F. X., Richtárik, P., Suresh, A. T., and Bacon, D. (2016). Federated learning: Strategies for improving communication efficiency. *arXiv preprint arXiv:1610.05492*.
- Krizhevsky, A., Hinton, G., et al. (2009). Learning multiple layers of features from tiny images.
- Li, A., Sun, J., Wang, B., Duan, L., Li, S., Chen, Y., and Li, H. (2020). Lotteryfl: Personalized and communication-efficient federated learning with lottery ticket hypothesis on non-iid datasets. *arXiv preprint arXiv:2008.03371*.
- Li, A., Sun, J., Zeng, X., Zhang, M., Li, H., and Chen, Y. (2021). Fedmask: Joint computation and communication-efficient personalized federated learning via heterogeneous masking. In *Proceedings of the 19th ACM Conference on Embedded Networked Sensor Systems*, pages 42–55.
- Li, C. T. and El Gamal, A. (2018). Strong functional representation lemma and applications to coding theorems. *IEEE Transactions on Information Theory*, 64(11):6967–6978.
- Lin, Y., Han, S., Mao, H., Wang, Y., and Dally, B. (2018). Deep gradient compression: Reducing the communication bandwidth for distributed training. In *International Conference on Learning Representations*.
- Liu, Y., Zhao, Y., Zhou, G., and Xu, K. (2021). Fed-prune: Personalized and communication-efficient federated learning on non-iid data. In *International Conference on Neural Information Processing*, pages 430–437. Springer.
- Mayekar, P., Suresh, A. T., and Tyagi, H. (2021). Wyner-ziv estimators: Efficient distributed mean estimation with side-information. In *International Conference on Artificial Intelligence and Statistics*, pages 3502–3510. PMLR.
- Mohtashami, A., Jaggi, M., and Stich, S. (2022). Masked training of neural networks with partial gradients. In *International Conference on Artificial Intelligence and Statistics*, pages 5876–5890. PMLR.
- Mozaffari, H., Shejwalkar, V., and Houmansadr, A. (2021). FRL: Federated rank learning. *arXiv preprint arXiv:2110.04350*.
- Ozfatura, E., Ozfatura, K., and Gündüz, D. (2021). Time-correlated sparsification for communication-efficient federated learning. In *IEEE International Symposium on Information Theory (ISIT)*, pages 461–466. IEEE.
- Plassier, V., Vono, M., Durmus, A., and Moulines, E. (2021). DG-LMC: a turn-key and scalable synchronous distributed MCMC algorithm via Langevin Monte Carlo within Gibbs. In *International Conference on Machine Learning*, pages 8577–8587. PMLR.
- Rothchild, D., Panda, A., Ullah, E., Ivkin, N., Stolica, I., Braverman, V., Gonzalez, J., and Arora, R. (2020). Fetchsgd: Communication-efficient federated learning with sketching. In *International Conference on Machine Learning*, pages 8253–8265. PMLR.
- Shah, A., Chen, W.-N., Balle, J., Kairouz, P., and Theis, L. (2022). Optimal compression of locally differentially private mechanisms. In *International Conference on Artificial Intelligence and Statistics*, pages 7680–7723. PMLR.
- Song, Z., Wang, Y., Yu, Z., and Zhang, L. (2023). Sketching for first order method: Efficient algorithm for low-bandwidth channel and vulnerability. In *International Conference on Machine Learning*, pages 32365–32417. PMLR.
- Suresh, A. T., Felix, X. Y., Kumar, S., and McMahan, H. B. (2017). Distributed mean estimation with limited communication. In *International Conference on Machine Learning*, pages 3329–3337. PMLR.

- Theis, L. and Ahmed, N. Y. (2022). Algorithms for the communication of samples. In *International Conference on Machine Learning*, pages 21308–21328. PMLR.
- Triastcyn, A., Reisser, M., and Louizos, C. (2021). DP-REC: Private & communication-efficient federated learning. *arXiv preprint arXiv:2111.05454*.
- Vallapuram, A. K., Zhou, P., Kwon, Y. D., Lee, L. H., Xu, H., and Hui, P. (2022). Hidenseek: Federated lottery ticket via server-side pruning and sign supermask. *arXiv preprint arXiv:2206.04385*.
- Vargaftik, S., Basat, R. B., Portnoy, A., Mendelson, G., Itzhak, Y. B., and Mitzenmacher, M. (2022). Eden: Communication-efficient and robust distributed mean estimation for federated learning. In *International Conference on Machine Learning*, pages 21984–22014. PMLR.
- Vargaftik, S., Ben-Basat, R., Portnoy, A., Mendelson, G., Ben-Itzhak, Y., and Mitzenmacher, M. (2021). Drive: one-bit distributed mean estimation. *Advances in Neural Information Processing Systems*, 34:362–377.
- Vogels, T., Karimireddy, S. P., and Jaggi, M. (2019). Powersgd: Practical low-rank gradient compression for distributed optimization. *Advances in Neural Information Processing Systems*, 32.
- Vono, M., Plassier, V., Durmus, A., Dieuleveut, A., and Moulines, E. (2022). QLSD: Quantised Langevin stochastic dynamics for Bayesian federated learning. In *International Conference on Artificial Intelligence and Statistics*, pages 6459–6500. PMLR.
- Wang, H., Sievert, S., Liu, S., Charles, Z., Pailiopoulos, D., and Wright, S. (2018). Atomo: Communication-efficient learning via atomic sparsification. *Advances in Neural Information Processing Systems*, 31.
- Welling, M. and Teh, Y. W. (2011). Bayesian learning via stochastic gradient langevin dynamics. In *Proceedings of the 28th International Conference on Machine Learning (ICML-11)*, pages 681–688.
- Wen, W., Xu, C., Yan, F., Wu, C., Wang, Y., Chen, Y., and Li, H. (2017). Terngrad: Ternary gradients to reduce communication in distributed deep learning. *Advances in Neural Information Processing Systems*, 30.

A Additional Details on Prior Work

A.1 FedPM (Isik et al., 2023b)

We provide the pseudocode for FedPM in Algorithms 1 and 2. See (Isik et al., 2023b) for more details.

Algorithm 1 Federated Probablistic Mask Training (FedPM) (Isik et al., 2023b).

Hyperparameters: local learning rate η_L , minibatch size B , number of local iterations τ .

Inputs: local datasets \mathcal{D}_i , $i = 1, \dots, N$, number of iterations T .

Output: random SEED and binary mask parameters $\mathbf{m}^{\text{final}}$.

At the server, initialize a random network with weight vector $\mathbf{w}^{\text{init}} \in \mathbb{R}^d$ using a random SEED, and broadcast it to the clients.

At the server, initialize the random score vector $\mathbf{s}^{(0,g)} \in \mathbb{R}^d$, and compute $\theta^{(0,g)} \leftarrow \text{Sigmoid}(\mathbf{s}^{(0,g)})$.

At the server, initialize Beta priors $\boldsymbol{\alpha}^{(0)} = \boldsymbol{\beta}^{(0)} = \boldsymbol{\lambda}_0$.

for $t = 1, \dots, T$ **do**

Sample a subset $\mathcal{C}_t \subset \{1, \dots, N\}$ of $|\mathcal{C}_t| = C$ clients without replacement.

On Client Nodes:

for $c \in \mathcal{C}_t$ **do**

Receive $\theta^{(t-1,g)}$ from the server and set $\mathbf{s}^{(t,c)} \leftarrow \text{Sigmoid}^{-1}(\theta^{(t-1,g)})$.

for $l = 1, \dots, \tau$ **do**

$\phi^{(t,c)} \leftarrow \text{Sigmoid}(\mathbf{s}^{(t,c)})$

Sample binary mask $\mathbf{m}^{(t,c)} \sim q_{\mathbf{m}^{(t,c)}} = \text{Bern}(\phi^{(t,c)})$.

$\dot{\mathbf{w}}^{(t,c)} \leftarrow \mathbf{m}^{(t,c)} \odot \mathbf{w}^{\text{init}}$

$g_{\mathbf{s}^{(t,c)}} \leftarrow \frac{1}{B} \sum_{b=1}^B \nabla \ell(\dot{\mathbf{w}}^{(t,c)}; \mathcal{S}_b^c)$; where $\{\mathcal{S}_b^c\}_{b=1}^B$ are uniformly chosen from \mathcal{D}_c

$\mathbf{s}^{(t,c)} \leftarrow \mathbf{s}^{(t,c)} - \eta_L \cdot g_{\mathbf{s}^{(t,c)}}$

end for

$\phi^{(t,c)} \leftarrow \text{Sigmoid}(\mathbf{s}^{(t,c)})$

Sample a binary mask $\mathbf{m}^{(t,c)} \sim \text{Bern}(\phi^{(t,c)})$.

Send the arithmetic coded binary mask $\mathbf{m}^{(t,c)}$ to the server.

end for

On the Server Node:

Receive $\mathbf{m}^{(t,c)}$'s from C client nodes.

$\theta^{(t,g)} \leftarrow \text{BayesAgg}(\{\mathbf{m}^{(t,c)}\}_{c \in \mathcal{C}_t}, t)$ // See Algorithm 2.

Broadcast $\theta^{(t,g)}$ to all client nodes.

end for

Sample the final binary mask $\mathbf{m}^{\text{final}} \sim \text{Bern}(\theta^{(T,g)})$.

Generate the final model: $\dot{\mathbf{w}}^{\text{final}} \leftarrow \mathbf{m}^{\text{final}} \odot \mathbf{w}^{\text{init}}$.

Algorithm 2 BayesAgg. (Isik et al., 2023b)

Inputs: clients' updates $\{\mathbf{m}^{(t,c)}\}_{c \in \mathcal{C}_t}$, and round number t

Output: global probability mask $\boldsymbol{\pi}^{(t)}$

if ResPriors(t) **then**

$\boldsymbol{\alpha}^{(t-1)} \leftarrow \boldsymbol{\beta}^{(t-1)} = \boldsymbol{\lambda}_0$

end if

Compute $\mathbf{m}^{(t,\text{agg})} = \sum_{k \in \mathcal{C}_t} \mathbf{m}^{(t,c)}$.

$\boldsymbol{\alpha}^{(t)} \leftarrow \boldsymbol{\alpha}^{(t-1)} + \mathbf{m}^{(t,\text{agg})}$

$\boldsymbol{\beta}^{(t)} \leftarrow \boldsymbol{\beta}^{(t-1)} + C \cdot \mathbf{1} - \mathbf{m}^{(t,\text{agg})}$

$\boldsymbol{\pi}^{(t)} \leftarrow \frac{\boldsymbol{\alpha}^{(t-1)}}{\boldsymbol{\alpha}^{(t)} + \boldsymbol{\beta}^{(t)} - 2}$

Return $\boldsymbol{\pi}^{(t)}$

A.2 QSGD (Alistarh et al., 2017)

We provide the pseudocode for QSGD in Algorithm 3. See (Alistarh et al., 2017) for more details.

Algorithm 3 Quantized Stochastic Gradient Descent (QSGD) (Alistarh et al., 2017).

Hyperparameters: server learning rate η_S , local learning rate η_L , number of quantization levels s , minibatch size B .

Inputs: local datasets \mathcal{D}_n , $n = 1, \dots, N$, number of iterations T .

Output: final model $\mathbf{w}^{(T)}$.

At the server, initialize a random network with weight vector $\mathbf{w}^{(0,g)} \in \mathbb{R}^d$ and broadcast it to the clients.

for $t = 1, \dots, T$ **do**

Sample a subset $\mathcal{C}_t \subset \{1, \dots, N\}$ of $|\mathcal{C}_t| = C$ clients without replacement.

On Client Nodes:

for $c \in \mathcal{C}_t$ **do**

Receive $\mathbf{w}^{(t-1,g)}$ from the server and set the local model parameters $\mathbf{w}^{(t,c)} \leftarrow \mathbf{w}^{(t,g)}$.

for $l = 1, \dots, \tau$ **do**

$g_w^{(t,c)} \leftarrow \frac{1}{B} \sum_{b=1}^B \nabla \ell(\mathbf{w}^{(t,c)}; \mathcal{S}_b^c)$; where $\{\mathcal{S}_b^c\}_{b=1}^B$ are uniformly chosen from \mathcal{D}_c

$\mathbf{w}^{(t,c)} \leftarrow \mathbf{w}^{(t,c)} - \eta_L \cdot g_w^{(t,c)}$

end for

$\mathbf{v}^{(t,c)} \leftarrow \mathbf{w}^{(t,c)} - \mathbf{w}^{(t,g)}$

for $i = 1, \dots, d$ **do**

Find integer $0 \leq q \leq s$ such that $|\mathbf{v}_i^{(t,c)}| / \|\mathbf{v}^{(t,c)}\|_2 \in [q/s, (q+1)/s]$.

Take a sample $z \sim \text{Bern}(1 - (\frac{|\mathbf{v}_i^{(t,c)}|}{\|\mathbf{v}^{(t,c)}\|_2} s - q))$.

if $z = 1$ **then**

$\kappa_i^{(t,c)} \leftarrow q/s$.

else

$\kappa_i^{(t,c)} \leftarrow (q+1)/s$.

end if

end for

Send vectors $\kappa^{(t,c)}$, $\text{sign}(\mathbf{v}^{(t,c)})$, and norm $\|\mathbf{v}^{(t,c)}\|_2$ to the server using Elias coding (Elias, 1975) as in (Alistarh et al., 2017).

end for

On the Server Node:

Receive $\kappa^{(t,c)}$, $\text{sign}(\mathbf{v}^{(t,c)})$, and norm $\|\mathbf{v}^{(t,c)}\|_2$ from the clients $c \in \mathcal{C}_t$.

for $c \in \mathcal{C}_t$ **do**

for $i = 1, \dots, d$ **do**

Reconstruct $\hat{\mathbf{v}}_i^{(t,c)} \leftarrow \|\mathbf{v}^{(t,c)}\|_2 \cdot \text{sign}(\mathbf{v}_i^{(t,c)}) \cdot \kappa_i^{(t,c)}$.

end for

end for

Aggregate and update $\mathbf{w}^{(t,g)} \leftarrow \mathbf{w}^{(t-1,g)} - \eta_S \frac{1}{C} \sum_{c \in \mathcal{C}_t} \hat{\mathbf{v}}^{(t,c)}$.

Broadcast $\mathbf{w}^{(t,g)}$ to the clients.

end for

A.3 QLSD (Vono et al., 2022)

We provide the pseudocode for QLSD in Algorithm 4. See (Vono et al., 2022) for more details.

Algorithm 4 Quantised Langevin Stochastic Dynamics (QLSD) (Vono et al., 2022).

Hyperparameters: server learning rate η_S , number of quantization levels s , minibatch size B .

Inputs: local datasets \mathcal{D}_n , $n = 1, \dots, N$, number of iterations T .

Output: samples $\{\theta^{(t)}\}_{t=1}^T$.

At the server, initialize a random network with weight vector $\theta^{(0)} \in \mathbb{R}^d$ and broadcast it to the clients.

for $t = 1, \dots, T$ **do**

Sample a subset $\mathcal{C}_t \subset \{1, \dots, N\}$ of $|\mathcal{C}_t| = C$ clients without replacement.

On Client Nodes:

for $c \in \mathcal{C}_t$ **do**

Receive $\theta^{(t-1)}$ from the server and set the local model parameters $\phi^{(t,c)} \leftarrow \theta^{(t-1)}$.

Sample a minibatch \mathcal{S}^c s.t. $|\mathcal{S}^c| = B$ uniformly from \mathcal{D}_c .

Compute a stochastic gradient of the potential $H(\phi^{(t,c)}) \leftarrow \frac{|\mathcal{D}_j^{(c)}|}{B} \sum_{j \in \mathcal{S}^c} \nabla U_j(\phi^{(t,c)})$.

for $i = 1, \dots, d$ **do**

Find integer $0 \leq q \leq s$ such that $\frac{|H_i(\phi^{(t,c)})|}{\|H(\phi^{(t,c)})\|_2} \in [q/s, (q+1)/s]$.

Take a sample $z \sim \text{Bern}(1 - (\frac{|H_i(\phi^{(t,c)})|}{\|H(\phi^{(t,c)})\|_2} s - q))$.

if $z = 1$ **then**

$\kappa_i^{(t,c)} \leftarrow q/s$.

else

$\kappa_i^{(t,c)} \leftarrow (q+1)/s$.

end if

end for

Send vectors $\kappa^{(t,c)}$, $\text{sign}(H(\phi^{(t,c)}))$, and norm $\|H(\phi^{(t,c)})\|_2$ to the server using Elias coding (Elias, 1975) as in (Alistarh et al., 2017).

end for

On the Server Node:

Receive $\kappa^{(t,c)}$, $\text{sign}(H(\phi^{(t,c)}))$, and norm $\|H(\phi^{(t,c)})\|_2$ from the clients $c \in \mathcal{C}_t$.

for $c \in \mathcal{C}_t$ **do**

for $i = 1, \dots, d$ **do**

Reconstruct $\hat{H}_i(\phi^{(t,c)}) \leftarrow \|H(\phi^{(t,c)})\|_2 \cdot \text{sign}(H_i(\phi^{(t,c)})) \cdot \kappa_i^{(t,c)}$.

end for

end for

Compute $\hat{H}(\phi^{(t)}) \leftarrow \frac{N}{C} \sum_{c \in \mathcal{C}_t} \hat{H}(\phi^{(t,c)})$.

Sample $\xi^{(t)} \sim \mathcal{N}(\mathbf{0}_d, \mathbf{I}_d)$.

Compute $\theta^{(t)} \leftarrow \theta^{(t-1)} - \eta_S \hat{H}(\phi^{(t)}) + \sqrt{2\gamma} \xi^{(t)}$.

Broadcast $\theta^{(t)}$ to the clients.

end for

B KLMS Pseudocode

In this section, we provide pseudocodes for both versions of KLMS: Algorithm 5 with fixed-sized blocks (**Fixed-KLMS**), and Algorithm 6 with adaptive-sized blocks (**Adaptive-KLMS**). The algorithms are standalone coding modules that can be applied to different FL frameworks (see Appendix D). In the experiments in Section 5, we used **Adaptive-KLMS** and called it **KLMS** for simplicity. The decoding approach at the server is outlined in Algorithm 8.

Algorithm 5 Fixed-KLMS.

Inputs: client-only $q_{\phi^{(t,c)}}$ and global $p_{\theta^{(t)}}$ distributions, block size S , number of per-block samples K .

Output: selected indices for each block $\{k_{[m]}^{(c)*}\}_{m=1}^M$, where $M = \lceil \frac{d}{S} \rceil$ is the number of blocks.

Define $\{q_{\phi_{[m]}^{(t,c)}}\}_{m=1}^M$ and $\{p_{\theta_{[m]}^{(t,c)}}\}_{m=1}^M$ splitting $q_{\phi^{(t,c)}}$ and $p_{\theta^{(t)}}$ into M distributions on S -size parameters blocks.

for all $m \in \{1, \dots, M\}$ **do**

$I \leftarrow [(m-1)S : mS]$.

Take K samples from the global distribution: $\{\mathbf{y}_{[k]}\}_{k=1}^K \sim p_{\theta_{[I]}^{(t)}}$.

$$\alpha_{[k]} \leftarrow \frac{q_{\phi_{[I]}^{(t,c)}}(\mathbf{y}_{[k]})}{p_{\theta_{[I]}^{(t,c)}}(\mathbf{y}_{[k]})} \quad \forall k \in \{1, \dots, K\}.$$

$$\pi(k) \leftarrow \frac{\alpha_{[k]}}{\sum_{k'=1}^K \alpha_{[k']}} \quad \forall k \in \{1, \dots, K\}.$$

Sample an index $k_{[m]}^{(c)*} \sim \pi(k)$.

end for

Send the selected indices $\{k_{[m]}^{(c)*}\}_{m=1}^M$ with $M \cdot \log_2 K$ bits overall for M blocks.

Algorithm 6 Adaptive-KLMS.

Inputs: client-only $q_{\phi^{(t,c)}}$ and global $p_{\theta^{(t)}}$ distributions, block locations M (a list of start indices of each block), number of per-block samples K , target KL divergence D_{KL}^{target} , the flag UPDATE indicating whether the block locations will be updated, the maximum block size allowed MAX_BLOCK_SIZE.

Output: selected indices for each block $\{k_{[m]}^{(c)*}\}_{m=1}^M$, where the number of blocks M may vary each round.

if UPDATE **then**

Construct the sequence of per-coordinate KL-divergence of size d : $\mathbf{D} \leftarrow [D_{KL}(q_{\phi_1^{(t,c)}} \| p_{\theta_1^{(t)}}), D_{KL}(q_{\phi_2^{(t,c)}} \| p_{\theta_2^{(t)}}), \dots, D_{KL}(q_{\phi_d^{(t,c)}} \| p_{\theta_d^{(t)}})]$.

Divide \mathbf{D} into subsequences of $\{\mathbf{D}[i_1 = 1 : i_2], \mathbf{D}[i_2 : i_3], \dots, \mathbf{D}[i_M : i_{M+1} = d]\}$ such that for all $m = 1, \dots, M$, $\sum_{l=i_m}^{i_{m+1}} \mathbf{D}[l] \approx D_{KL}^{\text{target}}$ or $i_{m+1} - i_m = \text{MAX_BLOCK_SIZE}$. Here M , i.e, the number of blocks, may vary each round.

Construct new block locations: $I_m \leftarrow [i_m : i_{m+1}]$ for $m = 1, \dots, M$.

else

Keep the old block locations I .

end if

Construct per-block client-only $\{q_{\phi_{[I_m]}^{(t,c)}}\}_{m=1}^M$ and global $\{p_{\theta_{[I_m]}^{(t)}}\}_{m=1}^M$ distributions.

for all $m \in \{1, \dots, M\}$ **do**

Sample $\{\mathbf{y}[k]\}_{k=1}^K \sim p_{\theta_{[I_m]}^{(t)}}$.

$$\alpha[k] \leftarrow \frac{q_{\phi_{[I_m]}^{(t,c)}}(\mathbf{y}[k])}{p_{\theta_{[I_m]}^{(t)}}(\mathbf{y}[k])} \quad \forall k \in \{1, \dots, K\}.$$

$$\pi(k) \leftarrow \frac{\alpha[k]}{\sum_{k'=1}^K \alpha[k']} \quad \forall k \in \{1, \dots, K\}.$$

Sample $k_{[m]}^{(c)*} \sim \pi(k)$.

end for

if UPDATE **then**

Return the selected indices $\{k_{[m]}^{(c)*}\}_{m=1}^M$ and the new block locations I spending $\approx D_{KL}^{\text{target}} + \log_2(\text{MAX_BLOCK_SIZE})$ bits per block (block sizes are different for each block).

else

Return the selected indices $\{k_{[m]}^{(c)*}\}_{m=1}^M$ spending $\approx D_{KL}^{\text{target}}$ bits per block (block sizes are different for each block).

end if

Algorithm 7 Aggregate-Block-Locations.

Inputs: client block locations $\{I^{(t,c)}\}_{c \in \mathcal{C}_t}$.

Output: new global block locations $I^{(t)}$.

Define empty $I^{(t)}$.

$$m_{\max} \leftarrow \max_{c \in \mathcal{C}_t} \{\text{length}(I^{(t,c)})\}.$$

for $m \in \{1, 2, \dots, m_{\max}\}$ **do**

$$\tilde{i}_m \leftarrow 0.$$

$$l \leftarrow 0.$$

for $c \in \mathcal{C}_t$ **do**

if $\text{length}(I^{(t,c)}) \geq m$ **then**

$$\tilde{i}_m \leftarrow \tilde{i}_m + I_{i_m}^{(t,c)}.$$

$$l \leftarrow l + 1.$$

end if

end for

$$\bar{i}_m \leftarrow \lceil \tilde{i}_m / l \rceil.$$

Add \bar{i}_m to $I^{(t)}$.

end for

Return $I^{(t)}$.

Algorithm 8 KLMS-Decoder.

Inputs: global $p_{\theta^{(t)}}$ distribution, block locations I of M blocks, number of per-block samples K , selected indices for each block $\{k_{[m]}^{(c)*}\}_{m=1}^M$, where $M = \lceil \frac{d}{S} \rceil$ is the number of blocks.

Output: The selected samples $\{\mathbf{y}_{[m]}^*\}_{m=1}^M$ for each block.

Define $\{p_{\theta_{[I_m]}^{(t)}}\}_{m=1}^M$ splitting $p_{\theta^{(t)}}$ into M distributions with block locations in I .

for all $m \in \{1, \dots, M\}$ **do**

Take K samples from the global distribution: $\{\mathbf{y}_{[k]}\}_{k=1}^K \sim p_{\theta_{[I_m]}^{(t)}}$.

Recover $\mathbf{y}_{[m]}^* \leftarrow \mathbf{y}_{k_{[m]}^{(c)*}}$. (Recall that $k_{[m]}^{(c)*}$ for each block m was received from the client.)

end for

Return the selected samples $\{\mathbf{y}_{[m]}^*\}_{m=1}^M$ for each block.

C Proofs

In this section, we provide the proof for Theorem 4.1. But before that, we first define the formal problem statement, introduce some new notation, and give another theorem (Theorem C.1) that will be required for the proof of Theorem 4.1.

We consider a scenario where N distributed nodes and a centralized server share a prior distribution p_θ over a set \mathcal{X} equipped with some sigma algebra. Each node n also holds a posterior distribution $q_{\phi^{(n)}}$ over the same set. The server wants to estimate $\mathbb{E}_{X^{(n)} \sim q_{\phi^{(n)}} \forall n \in [N]} [\frac{1}{N} \sum_{m=1}^N f(X^{(m)})]$, where $f(\cdot) : \mathcal{X} \rightarrow \mathbb{R}$ is a measurable function. In order to minimize the cost of communication from the nodes to the centralized server, each node n and the centralized server take $K^{(n)}$ samples from the prior distribution $\mathbf{y}_{[1]}^{(n)}, \dots, \mathbf{y}_{[K^{(n)}]}^{(n)} \sim p_\theta$. Then client n performs the following steps:

1. Define a new probability distribution over the indices $k = 1, \dots, K^{(n)}$:

$$\pi^{(n)}(k) = \frac{q_{\phi^{(n)}}(\mathbf{y}_{[k]}^{(n)})/p_\theta(\mathbf{y}_{[k]}^{(n)})}{\sum_{l=1}^{K^{(n)}} q_{\phi^{(n)}}(\mathbf{y}_{[l]}^{(n)})/p_\theta(\mathbf{y}_{[l]}^{(n)})} \quad (7)$$

and over the samples $\mathbf{y}_{[1]}^{(n)}, \dots, \mathbf{y}_{[K^{(n)}]}^{(n)}$:

$$\tilde{q}_{\pi^{(n)}}(\mathbf{y}) = \sum_{k=1}^{K^{(n)}} \pi^{(n)}(k) \cdot \mathbf{1}(\mathbf{y}_{[k]}^{(n)} = \mathbf{y}). \quad (8)$$

2. Sample $k^{(n)*} \sim \pi^{(n)}$.
3. Communicate $k^{(n)*}$ to the centralized server with $\log K^{(n)}$ bits.

Then, the centralized server recovers the sample $\mathbf{y}_{[k^{(n)*}]^{(n)}}$ that it generated in the beginning. (Note that $\mathbf{y}_{[k^{(n)*}]^{(n)}}$ is actually a sample from $\tilde{q}_{\pi^{(n)}}$.) Finally, the server aggregates these samples $\frac{1}{N} \sum_{n=1}^N f(\mathbf{y}_{k^{(n)*}}^{(n)})$ which is an estimate of

$$\mathbb{E}_{Y^{(n)} \sim \tilde{q}_{\pi^{(n)}} \forall n \in [N]} [\frac{1}{N} \sum_{m=1}^N f(Y^{(m)})]. \quad (9)$$

We want to find a relation between the number of samples $K^{(1)}, \dots, K^{(N)}$ (or the number of bits $\log K^{(1)}, \dots, \log K^{(N)}$) and the error in the estimate, $|\mathbb{E}_{Y^{(n)} \sim \tilde{q}_{\pi^{(n)}} \forall n \in [N]} [\frac{1}{N} \sum_{m=1}^N f(Y^{(m)})] - \mathbb{E}_{X^{(n)} \sim q_{\phi^{(n)}} \forall n \in [N]} [\frac{1}{N} \sum_{m=1}^N f(X^{(m)})]|$. In our proofs, we closely follow the methodology in Theorems 1.1. and 1.2. in (Chatterjee and Diaconis, 2018). In Theorem C.1, we use the probability density of $q_{\phi^{(n)}}$ with respect to p_θ for each node n and denote it by $\rho_n = \frac{dq_{\phi^{(n)}}}{dp_\theta}$. We refer to the following definitions often:

$$I(f) = \int_{\mathbf{x}^{(1)}} \dots \int_{\mathbf{x}^{(N)}} \left(\frac{1}{N} \sum_{n=1}^N f(\mathbf{x}^{(n)}) \right) \prod_{n=1}^N dq_{\phi^{(n)}}(\mathbf{x}^{(n)}), \quad (10)$$

$$I_K(f) = \frac{1}{\prod_{n=1}^N K^{(n)}} \sum_{k^{(1)}=1}^{K^{(1)}} \dots \sum_{k^{(N)}=1}^{K^{(N)}} \left(\frac{1}{N} \sum_{n=1}^N f(\mathbf{y}_{[k^{(n)}]}^{(n)}) \right) \prod_{n=1}^N \rho_n(\mathbf{y}_{[k^{(n)}]}^{(n)}), \quad (11)$$

and

$$J_K(f) = \sum_{k^{(1)}=1}^{K^{(1)}} \cdots \sum_{k^{(N)}=1}^{K^{(N)}} \left(\frac{1}{N} \sum_{n=1}^N f(\mathbf{y}_{[k^{(n)}]}^{(n)}) \right) \prod_{n=1}^N \frac{q_{\phi^{(n)}}(\mathbf{y}_{[k^{(n)}]}^{(n)})/p_{\theta}(\mathbf{y}_{[k^{(n)}]}^{(n)})}{\sum_{l=1}^{K^{(n)}} q_{\phi^{(n)}}(\mathbf{y}_{[l]}^{(n)})/p_{\theta}(\mathbf{y}_{[l]}^{(n)})}. \quad (12)$$

Notice that $I(f)$ corresponds to the target value the centralized server wants to estimate, $J_K(f)$ is the estimate from the proposed approach, and $I_K(f)$ is a value that will be useful in the proof and that satisfies $\mathbb{E}[I_K(f)] = I(f)$.

Theorem C.1. *Let p_{θ} and $q_{\phi^{(n)}}$ for $n = 1, \dots, N$ be probability distributions over a set \mathcal{X} equipped with some sigma-algebra. Let $X^{(n)}$ be an \mathcal{X} -valued random variable with law $q_{\phi^{(n)}}$. Let $r \geq 0$ and $\tilde{q}_{\pi^{(n)}}$ for $n = 1, \dots, N$ be discrete distributions each constructed by $K^{(n)} = \exp(D_{KL}(q_{\phi^{(n)}} \| p_{\theta}) + r)$ samples $\{\mathbf{y}_{[k^{(n)}]}^{(n)}\}_{k^{(n)}=1}^{K^{(n)}}$ from p_{θ} defining $\tilde{q}_{\pi^{(n)}}(\mathbf{y}) = \sum_{k=1}^{K^{(n)}} \frac{q_{\phi^{(n)}}(\mathbf{y}_{[k]}^{(n)})/p_{\theta}(\mathbf{y}_{[k]}^{(n)})}{\sum_{l=1}^{K^{(n)}} q_{\phi^{(n)}}(\mathbf{y}_{[l]}^{(n)})/p_{\theta}(\mathbf{y}_{[l]}^{(n)})} \cdot \mathbf{1}(\mathbf{y}_{[k]}^{(n)} = \mathbf{y})$. Furthermore, for $f(\cdot)$ defined above, let $\|f\|_{\mathbf{q}_{\phi}} = \sqrt{\mathbb{E}_{X^{(n)} \sim q_{\phi^{(n)}} \forall n \in [N]}[(\frac{1}{N} \sum_{m=1}^N f(X^{(m)}))^2]}$ be its 2-norm under $\mathbf{q}_{\phi} = q_{\phi^{(1)}}, \dots, q_{\phi^{(N)}}$. Then,*

$$\mathbb{E}|I_K(f) - I(f)| \leq \|f\|_{\mathbf{q}_{\phi}} \left(e^{-Nr/4} + 2 \sqrt{\prod_{n=1}^N \mathbb{P}(\log \rho_n(X^{(n)}) > D_{KL}(q_{\phi^{(n)}} \| p_{\theta}) + r/2)} \right). \quad (13)$$

Conversely, let $\mathbf{1}$ denote the function from \mathcal{X} into \mathbb{R} that is identically equal to 1. If for $n = 1, \dots, N$, $K^{(n)} = \exp(D_{KL}(q_{\phi^{(n)}} \| p_{\theta}) - r)$ for some $r \geq 0$, then for any $\delta \in (0, 1)$,

$$\mathbb{P}(I_K(\mathbf{1}) \geq 1 - \delta) \leq e^{-Nr/2} + \frac{\prod_{n=1}^N \mathbb{P}(\log \rho_n(X^{(n)}) \leq D_{KL}(q_{\phi^{(n)}} \| p_{\theta}) - r/2)}{1 - \delta}. \quad (14)$$

Proof. Let $L^{(n)} = D_{KL}(q_{\phi^{(n)}} \| p_{\theta}), \forall n \in [N]$. Suppose that $K^{(n)} = e^{L^{(n)}+r}$ and $a^{(n)} = e^{L^{(n)}+r/2}$. Let $h(z) = f(z)$ if $\rho_n(z) \leq a^{(n)}$ and 0 otherwise $\forall n \in [N]$. We first make the following assumption:

$$\begin{aligned} \mathbb{E} \left[\left| \frac{1}{N} \sum_{n \in Q \subseteq [N]} f(X^{(n)}) \right|; \forall n \in Q \subseteq [N], \rho_n(X^{(n)}) > a^{(n)} \right] &\leq \\ \mathbb{E} \left[\left| \frac{1}{N} \sum_{n \in [N]} f(X^{(n)}) \right|; \forall n \in [N], \rho_n(X^{(n)}) > a^{(n)} \right]. & \end{aligned} \quad (15)$$

This is indeed a reasonable assumption. To see this, following (Chatterjee and Diaconis, 2018), we note that $\log \rho_n(Z)$ is concentrated around its expected value, which is $L^{(n)} = D_{KL}(q_{\phi^{(n)}} \| p_{\theta})$, in many scenarios. Therefore, for small t (and t is indeed negligibly small in our experiments), the events $\mathbf{1}\{\forall n \in Q \subseteq [N], \rho_n(X^{(n)}) > a^{(n)}\}$ occur with the approximately same frequency for each set $Q \subseteq [N]$ since the likelihood of event $\mathbf{1}\{\rho_n(X^{(n)}) > a^{(n)}\}$ is close to being uniform. Consider also that $|\frac{1}{N} \sum_{n \in Q \subseteq [N]} f(X^{(n)})| \leq |\frac{1}{N} \sum_{n \in [N]} f(X^{(n)})|$ holds when $f(X^{(n)})$'s have the same signs per coordinate for each $n = 1, \dots, N$, which is a realistic assumption given that the clients are assumed to be able to train a joint model and hence should not have opposite signs in the updates very often. With these two observations, we argue that the assumption in (15) is indeed reasonable for many scenarios, including FL.

Now, going back to the proof, from triangle inequality, we have,

$$|I_K(f) - I(f)| \leq |I_K(f) - I_K(h)| + |I_K(h) - I(h)| + |I(h) - I(f)|. \quad (16)$$

First, note that by Cauchy-Schwarz inequality and by the assumption in (15), we have

$$|I(h) - I(f)| = \sum_{Q \subseteq [N]} \mathbb{E} \left[\left| \frac{1}{N} \sum_{m \in Q} f(X^{(m)}) \right|; \forall n \in Q, \rho_n(X^{(n)}) > a^{(n)} \right]. \quad (17)$$

$$\leq \mathbb{E} \left[\left| \frac{1}{N} \sum_{m \in [N]} f(X^{(m)}) \right|; \forall n \in [N], \rho_n(X^{(n)}) > a^{(n)} \right] \sum_{Q \subseteq [N]} \mathbb{P}(\forall n \in Q, \rho_n(X^{(n)}) > a^{(n)}) \quad (18)$$

$$= \mathbb{E} \left[\left| \frac{1}{N} \sum_{m \in [N]} f(X^{(m)}) \right|; \forall n \in [N], \rho_n(X^{(n)}) > a^{(n)} \right] \quad (19)$$

$$= \int_{\mathbf{x}^{(1)}, \dots, \mathbf{x}^{(N)}} \left| \frac{1}{N} \sum_{n=1}^N f(\mathbf{x}^{(n)}) \right| \cdot \mathbb{1}\{\forall n \in [N], \rho_n(\mathbf{x}^{(n)}) > a^{(n)}\} \prod_{n=1}^N dq_{\phi^{(n)}}(\mathbf{x}^{(n)}) \quad (20)$$

$$\leq \sqrt{\int_{\mathbf{x}^{(1)}, \dots, \mathbf{x}^{(N)}} \left| \frac{1}{N} \sum_{m=1}^N f(\mathbf{x}^{(m)}) \right|^2 \cdot \prod_{n=1}^N dq_{\phi^{(n)}}(\mathbf{x}^{(n)})}. \quad (21)$$

$$\cdot \sqrt{\int_{\mathbf{x}^{(1)}, \dots, \mathbf{x}^{(N)}} \mathbb{1}\{\forall n \in [N], \rho_n(\mathbf{x}^{(n)}) > a^{(n)}\} \prod_{n=1}^N dq_{\phi^{(n)}}(\mathbf{x}^{(n)})}$$

$$= \sqrt{\mathbb{E}_{X^{(n)} \sim q_{\phi^{(n)}}, \forall n \in [N]} \left[\left(\frac{1}{N} \sum_{m=1}^N f(X^{(m)}) \right)^2 \right]} \cdot \sqrt{\mathbb{P}(\forall n \in [N], \rho_n(X^{(n)}) > a^{(n)})} \quad (22)$$

$$= \|f\|_{\mathbf{q}_{\phi}} \cdot \sqrt{\mathbb{P}(\forall n \in [N], \rho_n(X^{(n)}) > a^{(n)})}. \quad (23)$$

Similarly,

$$\mathbb{E}|I_K(f) - I_K(h)| = \mathbb{E} \left| \frac{1}{\prod_{n=1}^N K^{(n)}} \sum_{k^{(1)}=1}^{K^{(1)}} \cdots \sum_{k^{(N)}=1}^{K^{(N)}} \frac{1}{N} \left(\sum_{m=1}^N f(Y_{[k^{(m)}]}^{(m)}) - h(Y_{[k^{(m)}]}^{(m)}) \right) \prod_{n=1}^N \rho_n(Y_{[k^{(n)}]}^{(n)}) \right| \quad (24)$$

$$\leq \mathbb{E} \left| \frac{1}{N} \left(\sum_{m=1}^N f(Y_{[k^{(m)}]}^{(m)}) - h(Y_{[k^{(m)}]}^{(m)}) \right) \prod_{n=1}^N \rho_n(X^{(n)}) \right| \quad (25)$$

$$= \mathbb{E} \left[\left| \frac{1}{N} \sum_{m=1}^N f(X^{(m)}) \right|; \forall n \in [N], \rho_n(X^{(n)}) > a^{(n)} \right] \quad (26)$$

$$\leq \|f\|_{\mathbf{q}_{\phi}} \cdot \sqrt{\mathbb{P}(\forall n \in [N], \rho_n(X^{(n)}) > a^{(n)})}. \quad (27)$$

From (26) to (27), we follow the same steps in (19)-(23).

Finally, note that

$$\mathbb{E}|I_K(h) - I(h)| \leq \sqrt{\text{Var}(I_K(h))} \quad (28)$$

$$= \sqrt{\frac{1}{\prod_{n=1}^N K^{(n)}} \text{Var} \left(\frac{1}{N} \sum_{m=1}^N h(Y_{[1]}^{(m)}) \cdot \prod_{n=1}^N \rho_n(Y_{[1]}^{(n)}) \right)} \quad (29)$$

$$\leq \sqrt{\frac{1}{\prod_{n=1}^N K^{(n)}} \mathbb{E} \left[\left(\frac{1}{N} \sum_{m=1}^N h(Y_{[1]}^{(n)}) \right)^2 \prod_{n=1}^N (\rho_n(Y_{[1]}^{(n)}))^2 \right]} \quad (30)$$

$$\leq \sqrt{\frac{\prod_{n=1}^N a^{(n)}}{\prod_{n=1}^N K^{(n)}}} \mathbb{E} \left[\left(\frac{1}{N} \sum_{m=1}^N f(Y_{[1]}^{(m)}) \right)^2 \prod_{n=1}^N \rho_n(Y_{[1]}^{(n)}) \right] \quad (31)$$

$$= \|f\|_{\mathbf{q}_\phi} \prod_{n=1}^N \left(\frac{a^{(n)}}{K^{(n)}} \right)^{1/2}. \quad (32)$$

Combining the upper bounds above, we get

$$\mathbb{E} [|I_K(f) - I(f)|] \leq \|f\|_{\mathbf{q}_\phi} \left(\prod_{n=1}^N \left(\frac{a^{(n)}}{K^{(n)}} \right)^{1/2} + 2 \sqrt{\prod_{n=1}^N \mathbb{P}(\log \rho_n(X^{(n)}) > \log a^{(n)})} \right) \quad (33)$$

$$= \|f\|_{\mathbf{q}_\phi} \left(e^{-Nr/4} + 2 \sqrt{\prod_{n=1}^N \mathbb{P}(\log \rho_n(X^{(n)}) > L^{(n)} + r/2)} \right) \quad (34)$$

$$= \|f\|_{\mathbf{q}_\phi} \left(e^{-Nr/4} + 2 \sqrt{\prod_{n=1}^N \mathbb{P}(\log \rho_n(X^{(n)}) > D_{KL}(q_{\phi^{(n)}} \| p) + r/2)} \right). \quad (35)$$

This completes the proof of the first part of the theorem.

For the converse part, suppose $K^{(n)} = e^{L^{(n)} - r}$ and $a^{(n)} = e^{L^{(n)} - r/2} \forall n \in [N]$. Then,

$$\mathbb{P}(I_K(\mathbf{1}) \geq 1 - \delta) = \mathbb{P} \left(\frac{1}{\prod_{n=1}^N K^{(n)}} \sum_{k_1=1}^{K_1} \cdots \sum_{k_N=1}^{K_N} \prod_{n=1}^N \rho_n(Y_{[k^{(n)}]}^{(n)}) \geq 1 - \delta \right) \quad (36)$$

$$\leq \mathbb{P} \left(\max_{1 \leq k \leq K^{(n)}} \rho_n(Y_{[k]}^{(n)}) > a^{(n)}, \forall n \in [N] \right) \quad (37)$$

$$+ \mathbb{P} \left(\frac{1}{\prod_{n=1}^N K^{(n)}} \sum_{k^{(1)}=1}^{K^{(1)}} \cdots \sum_{k^{(N)}=1}^{K^{(N)}} \prod_{n=1}^N \rho_n(Y_{[k^{(n)}]}^{(n)}) \mathbf{1}_{\{\forall n \in [N], \rho_n(Y_{[k^{(n)}]}^{(n)}) \leq a^{(n)}\}} \geq 1 - \delta \right)$$

$$\leq \sum_{k^{(1)}=1}^{K^{(1)}} \cdots \sum_{k^{(N)}=1}^{K^{(N)}} \mathbb{P} \left(\rho_n(Y_{[k^{(n)}]}^{(n)}) > a^{(n)}, \forall n \in [N] \right) \quad (38)$$

$$+ \frac{1}{1 - \delta} \mathbb{E} \left[\frac{1}{\prod_{n=1}^N K^{(n)}} \sum_{k^{(1)}=1}^{K^{(1)}} \cdots \sum_{k^{(N)}=1}^{K^{(N)}} \prod_{n=1}^N \rho_n(Y_{[k^{(n)}]}^{(n)}) \mathbf{1}_{\{\forall n \in [N], \rho_n(Y_{[k^{(n)}]}^{(n)}) \leq a^{(n)}\}} \right]$$

$$\leq \frac{1}{\prod_{n=1}^N a^{(n)}} \sum_{k^{(1)}=1}^{K^{(1)}} \cdots \sum_{k^{(N)}=1}^{K^{(N)}} \prod_{n=1}^N \mathbb{E} [\rho_n(Y_{[k^{(n)}]}^{(n)})] + \frac{1 - \prod_{n=1}^N \mathbb{P}(\rho_n(Z) \geq a^{(n)})}{1 - \delta} \quad (39)$$

$$= \prod_{n=1}^N \frac{K^{(n)}}{a^{(n)}} + \frac{\prod_{n=1}^N \mathbb{P}(\rho_n(Z) \leq a^{(n)})}{1 - \delta} \quad (40)$$

$$= e^{-Nr/2} + \frac{\prod_{n=1}^N \mathbb{P}(\log \rho_n(X^{(n)}) \leq D_{KL}(q_{\phi^{(n)}} \| p_\theta) - r/2)}{1 - \delta}, \quad (41)$$

where from (36) to (38) and (37) to (38), we use Markov's inequality. This completes the proof of the second inequality in the theorem statement. \square

Now, we restate Theorem 4.1 below and provide the proof afterward.

Theorem C.2 (Theorem 4.1). *Let all notations be as in Theorem C.1 and let $J_K(f)$ be the estimate defined in (12). Suppose that $K^{(n)} = \exp(L^{(n)} + r)$ for some $r \geq 0$. Let*

$$\epsilon = \left(e^{-Nr/4} + 2 \sqrt{\prod_{n=1}^N \mathbb{P}(\log \rho_n(X^{(n)}) > L^{(n)} + r/2)} \right)^{1/2}. \quad (42)$$

Then

$$\mathbb{P} \left(|J_K(f) - I(f)| \geq \frac{2\|f\|_{\mathbf{q}_\phi \epsilon}}{1 - \epsilon} \right) \leq 2\epsilon. \quad (43)$$

Proof. Suppose that $K^{(n)} = e^{L^{(n)}+r}$ and $a^{(n)} = e^{L^{(n)}+r/2} \forall n \in [N]$. Let

$$b = \sqrt{\prod_{n=1}^N \frac{a^{(n)}}{K^{(n)}}} + 2 \sqrt{\prod_{n=1}^N \mathbb{P}(\rho_n(X^{(n)}) > a^{(n)})}. \quad (44)$$

Then, by Theorem C.1, for any $\epsilon, \delta \in (0, 1)$,

$$\mathbb{P}(|I_K(1) - 1| \geq \epsilon) \leq \frac{b}{\epsilon} \quad (45)$$

and

$$\mathbb{P}(|I_K(f) - I(f)| \geq \delta) \leq \frac{\|f\|_{\mathbf{q}_\phi} b}{\delta}. \quad (46)$$

Now, if $|I_K(f) - I(f)| < \delta$ and $|I_K(1) - 1| < \epsilon$, then

$$|J_K(f) - I(f)| = \left| \frac{I_K(f)}{I_K(1)} - I(f) \right| \quad (47)$$

$$\leq \frac{|I_K(f) - I(f)| + |I(f)||1 - I_K(1)|}{I_K(1)} \quad (48)$$

$$< \frac{\delta + |I(f)|\epsilon}{1 - \epsilon}. \quad (49)$$

Taking $\epsilon = \sqrt{b}$ and $\delta = \|f\|_{\mathbf{q}_\phi} \epsilon$ completes the proof of the first inequality in the theorem statement. Note that if ϵ is bigger than 1, the bound is true anyway.

This completes the proof of the theorem. \square

D Additional Details on Example Use Cases of KLMS

Here, we present the pseudocodes for the example use cases of KLMS we covered in the main body.

D.1 FedPM-KLMS

The pseudocode for FedPM-KLMS can be found in Algorithm 9.

Algorithm 9 FedPM-KLMS.

Hyperparameters: thresholds to update block locations \bar{D}_{KL}^{\max} and \bar{D}_{KL}^{\min} , maximum block size MAX_BLOCK_SIZE.

Inputs: number of iterations T , initial block size S , number of samples K , initial number of blocks $M = \lceil \frac{d}{S} \rceil$, target KL divergence D_{KL}^{target} .

Output: random SEED and binary mask parameters $\mathbf{m}^{(T)}$.

At the server, initialize a random network with weight vector $\mathbf{w}^{\text{init}} \in \mathbb{R}^d$ using a random SEED, and broadcast it to the clients; initialize the random score vector $\mathbf{s}^{(0,g)} \in \mathbb{R}^d$, and compute $\theta^{(0,g)} \leftarrow \text{Sigmoid}(\mathbf{s}^{(0,g)})$, Beta priors $\boldsymbol{\alpha}^{(0)} = \boldsymbol{\beta}^{(0)} = \boldsymbol{\lambda}_0$; initialize UPDATE \leftarrow TRUE and the block locations $I_i^{(t)} = [(i-1)S : iS]$ for $i = 1, \dots, M$ and broadcast to the clients.

for $t = 1, \dots, T$ **do**

 Sample a subset $\mathcal{C}_t \subset \{1, \dots, N\}$ of $|\mathcal{C}_t| = C$ clients without replacement.

On Client Nodes:

for $c \in \mathcal{C}_t$ **do**

 Compute $\phi^{(t,c)}$ as in FedPM in Algorithm 1.

if UPDATE **then**

$\{k_{[i]}^*\}_{i=1}^M, I^{(t,c)} \leftarrow \text{Adaptive-KLMS}(\text{Bern}(\theta^{(t,g)}), \text{Bern}(\phi^{(t,c)}), I^{(t)}, D_{KL}^{\text{target}})$ // See Algorithm 6.

$M \leftarrow \text{length}(I^{(t,c)})$. // New number of blocks.

else

$\{k_{[i]}^*\}_{i=1}^M \leftarrow \text{Adaptive-KLMS}(\text{Bern}(\theta^{(t,g)}), \text{Bern}(\phi^{(t,c)}), I^{(t)}, D_{KL}^{\text{target}})$ // See Algorithm 6.

end if

 Send $\{k_{[i]}^*\}_{i=1}^M$ with $K \cdot M$ bits and the average KL divergence across blocks $\bar{D}_{KL}^{(t,c)} \leftarrow$

$\frac{1}{M} \sum_{m=1}^M D_{KL}(\text{Bern}(\phi_{[I_m]}^{(t,c)}) \| \text{Bern}(\theta_{[I_m]}^{(t,g)}))$ with 32 bits to the server.

if UPDATE **then**

 Send $I^{(t,c)}$ with $M \cdot \log_2(\text{MAX_BLOCK_SIZE})$ bits.

end if

end for

On the Server Node:

 Receive the selected indices $\{k_{[i]}^*\}_{i=1}^M$, and the average KL divergences $\{\bar{D}_{KL}^{(t,c)}\}_{c \in \mathcal{C}_t}$.

 Compute $\bar{D}_{KL}^{(t)} = \frac{1}{C} \sum_{c \in \mathcal{C}_t} \bar{D}_{KL}^{(t,c)}$.

if UPDATE **then**

$I^{(t)} \leftarrow \text{Aggregate-Block-Locations}(\{I^{(t,c)}\}_{c \in \mathcal{C}_t})$ // See Algorithm 7.

 UPDATE = False.

else

$I^{(t,c)} \leftarrow I^{(t)}$ for all $c \in \mathcal{C}_t$.

if $\bar{D}_{KL}^{(t)} > \bar{D}_{KL}^{\max}$ **or** $\bar{D}_{KL}^{(t)} < \bar{D}_{KL}^{\min}$ **then** UPDATE = True **else** UPDATE = False.

end if

for $c \in \mathcal{C}_t$ **do**

$\{\hat{\mathbf{m}}_{[i]}^{(t,c)}\}_{i=1}^M \leftarrow \text{KLMS-Decoder}(\text{Bern}(\theta^{(t)}), I^{(t,c)}, K)$ // See Algorithm 8.

end for

$\theta^{(t)} = \text{BayesAgg}(\{\hat{\mathbf{m}}^{(t,c)}\}_{c \in \mathcal{C}_t}, t)$ // See Algorithm 2.

 Broadcast UPDATE, $I^{(t)}$ and $\theta^{(t)}$ to the clients.

end for

 Sample $\mathbf{m}^{\text{final}} \sim \text{Bern}(\theta^{(T)})$ and return the final model $\hat{\mathbf{w}}^{\text{final}} \leftarrow \mathbf{m}^{\text{final}} \odot \mathbf{w}^{\text{init}}$.

D.2 QSGD-KLMS

The pseudocode for QSGD-KLMS can be found in Algorithm 10.

Algorithm 10 QSGD-KLMS.

Hyperparameters: server learning rate η_S , thresholds to update block locations \bar{D}_{KL}^{\max} , \bar{D}_{KL}^{\min} , maximum block size MAX_BLOCK_SIZE.

Inputs: number of iterations T , initial block size S , number of samples K , initial number of blocks $M = \lceil \frac{d}{S} \rceil$, target KL divergence D_{KL}^{target} .

Output: Final model $\mathbf{w}^{(T)}$.

At the server, initialize a random network parameters $\mathbf{w}^{(0)} \in \mathbb{R}^d$ and broadcast it to the clients; initialize UPDATE ← TRUE and the block locations $I_i^{(t)} = [(i-1)S : iS]$ for $i = 1, \dots, M$ and broadcast to the clients.

for $t = 1, \dots, T$ **do**

 Sample a subset $\mathcal{C}_t \subset \{1, \dots, N\}$ of $|\mathcal{C}_t| = C$ clients without replacement.

On Client Nodes:

for $c \in \mathcal{C}_t$ **do**

 Receive the empirical frequency from the previous round $p_{\theta^{(t)}}$ from the server.

 Compute $\mathbf{v}^{(t,c)}$ as in QSGD in Algorithm 3.

 Compute the local client-only distribution $q_{\phi^{(t,c)}}$ with $\mathbf{v}^{(t,c)}$ using $p_{\text{QSGD}}(\cdot)$ in (5).

if UPDATE **then**

$\{k_{[i]}^*\}_{i=1}^M, I^{(t,c)} \leftarrow \text{Adaptive-KLMS}(p_{\theta^{(t)}}, q_{\phi^{(t,c)}}, I^{(t)}, D_{KL}^{\text{target}})$ // See Algorithm 6.

$M \leftarrow \text{length}(I^{(t,c)})$. // New number of blocks.

else

$\{k_{[i]}^*\}_{i=1}^M \leftarrow \text{Adaptive-KLMS}(p_{\theta^{(t)}}, q_{\phi^{(t,c)}}, I^{(t)}, D_{KL}^{\text{target}})$ // See Algorithm 6.

end if

 Send $\{k_{[i]}^*\}_{i=1}^M$ with $K \cdot M$ bits and the average KL divergence across blocks $\bar{D}_{KL}^{(t,c)} \leftarrow \frac{1}{M} \sum_{m=1}^M D_{KL}(q_{\phi_{[I_m]}^{(t,c)}} \| p_{\theta_{[I_m]}^{(t)}})$ with 32 bits to the server.

if UPDATE **then**

 Send $I^{(c)}$ with $M \cdot \log_2(\text{MAX_BLOCK_SIZE})$ bits.

end if

end for

On the Server Node:

 Receive the selected indices $\{k_{[i]}^*\}_{i=1}^M$, and the average KL divergences $\{\bar{D}_{KL}^{(t,c)}\}_{c \in \mathcal{C}_t}$.

 Compute $\bar{D}_{KL}^{(t)} = \frac{1}{C} \sum_{c \in \mathcal{C}_t} \bar{D}_{KL}^{(t,c)}$.

if UPDATE **then**

$I^{(t,c)} \leftarrow \text{Aggregate-Block-Locations}(\{I^{(t,c)}\}_{c \in \mathcal{C}_t})$ // See Algorithm 7.

 UPDATE = False.

else

$I^{(t,c)} \leftarrow I^{(t)}$ for all $c \in \mathcal{C}_t$.

if $\bar{D}_{KL}^{(t)} > \bar{D}_{KL}^{\max}$ **or** $\bar{D}_{KL}^{(t)} < \bar{D}_{KL}^{\min}$ **then** UPDATE = True **else** UPDATE = False.

end if

for $c \in \mathcal{C}_t$ **do**

$\{\hat{\mathbf{v}}_{[i]}^{(t,c)}\}_{i=1}^M \leftarrow \text{KLMS-Decoder}(p_{\theta^{(t)}}, I^{(t,c)}, K)$ // See Algorithm 8.

 Construct the empirical frequency $p_{\theta^{(t+1)}}$ from $\{\hat{\mathbf{v}}_{[i]}^{(t,c)}\}_{i=1}^M$.

end for

 Compute $\mathbf{w}^{(t)} = \mathbf{w}^{(t-1)} - \eta_S \frac{1}{C} \sum_{c \in \mathcal{C}_t} \hat{\mathbf{v}}^{(t,c)}$.

 Broadcast UPDATE, $I^{(t)}$, $\mathbf{w}^{(t)}$, and $p_{\theta^{(t)}}$ to the clients.

end for

D.3 SignSGD-KLM

The pseudocode for SignSGD-KLMS can be found in Algorithm 11.

Algorithm 11 SignSGD-KLMS.

Hyperparameters: server learning rate η_S , thresholds to update block locations \bar{D}_{KL}^{\max} , \bar{D}_{KL}^{\min} , maximum block size MAX_BLOCK_SIZE.

Inputs: number of iterations T , initial block size S , number of samples K , initial number of blocks $M = \lceil \frac{d}{S} \rceil$, target KL divergence D_{KL}^{target} .

Output: Final model $\mathbf{w}^{(T)}$.

At the server, initialize a random network parameters $\mathbf{w}^{(0)} \in \mathbb{R}^d$ and broadcast it to the clients; initialize UPDATE ← TRUE and the block locations $I_i^{(t)} = [(i-1)S : iS]$ for $i = 1, \dots, M$ and broadcast to the clients.

for $t = 1, \dots, T$ **do**

 Sample a subset $\mathcal{C}_t \subset \{1, \dots, N\}$ of $|\mathcal{C}_t| = C$ clients without replacement.

On Client Nodes:

for $c \in \mathcal{C}_t$ **do**

 Compute $\mathbf{v}^{(t,c)}$ as in other standard FL frameworks such as QSGD in Algorithm 3.

 Compute the local client-only distribution $q_{\phi^{(t,c)}}$ with $\mathbf{v}^{(t,c)}$ using $p_{\text{SignSGD}}(\cdot)$ in (6).

$p_{\theta^{(t)}} \leftarrow \text{Unif}(0.5)$ over $\{-1, 1\}$.

if UPDATE **then**

$\{k_{[i]}^*\}_{i=1}^M, I^{(t,c)} \leftarrow \text{Adaptive-KLMS}(p_{\theta^{(t)}}, q_{\phi^{(t,c)}}, I^{(t)}, D_{KL}^{\text{target}})$ // See Algorithm 6.

$M \leftarrow \text{length}(I^{(t,c)})$. // New number of blocks.

else

$\{k_{[i]}^*\}_{i=1}^M \leftarrow \text{Adaptive-KLMS}(p_{\theta^{(t)}}, q_{\phi^{(t,c)}}, I^{(t)}, D_{KL}^{\text{target}})$ // See Algorithm 6.

end if

 Send $\{k_{[i]}^*\}_{i=1}^M$ with $K \cdot M$ bits and the average KL divergence across blocks $\bar{D}_{KL}^{(t,c)} \leftarrow$

$\frac{1}{M} \sum_{m=1}^M D_{KL}(q_{\phi_{[I_m]^{(t,c)}}} \| p_{\theta_{[I_m]^{(t,c)}}})$ with 32 bits to the server.

if UPDATE **then**

 Send $I^{(t,c)}$ with $M \cdot \log_2(\text{MAX_BLOCK_SIZE})$ bits.

end if

end for

On the Server Node:

 Receive the selected indices $\{k_{[i]}^*\}_{i=1}^M$, and the average KL divergences $\{\bar{D}_{KL}^{(t,c)}\}_{c \in \mathcal{C}_t}$.

 Compute $\bar{D}_{KL}^{(t)} = \frac{1}{C} \sum_{c \in \mathcal{C}_t} \bar{D}_{KL}^{(t,c)}$.

if UPDATE **then**

$I^{(t)} \leftarrow \text{Aggregate-Block-Locations}(\{I^{(t,c)}\}_{c \in \mathcal{C}_t})$ // See Algorithm 7.

 UPDATE = False.

else

$I^{(t,c)} \leftarrow I^{(t)}$ for all $c \in \mathcal{C}_t$.

if $\bar{D}_{KL}^{(t)} > \bar{D}_{KL}^{\max}$ **or** $\bar{D}_{KL}^{(t)} < \bar{D}_{KL}^{\min}$ **then** UPDATE = True **else** UPDATE = False.

end if

for $c \in \mathcal{C}_t$ **do**

$\{\hat{\mathbf{v}}_{[i]}^{(t,c)}\}_{i=1}^M \leftarrow \text{KLMS-Decoder}(p_{\theta^{(t)}}, I^{(t,c)}, K)$ // See Algorithm 8.

end for

 Compute $\mathbf{w}^{(t)} = \mathbf{w}^{(t-1)} - \eta_S \frac{1}{C} \sum_{c \in \mathcal{C}_t} \hat{\mathbf{v}}^{(t,c)}$.

 Broadcast UPDATE, $I^{(t)}$ and $\mathbf{w}^{(t)}$ to the clients.

end for

D.4 SGLD-KLMS

The pseudocode for SGLD-KLMS can be found in Algorithm 12.

Algorithm 12 SGLD-KLMS.

Hyperparameters: server learning rate η_S , minibatch size B , thresholds to update block locations \bar{D}_{KL}^{\max} , \bar{D}_{KL}^{\min} , maximum block size MAX_BLOCK_SIZE.

Inputs: number of iterations T , initial block size S , number of samples K , initial number of blocks $M = \lceil \frac{d}{S} \rceil$, target KL divergence D_{KL}^{target} .

Output: samples $\{\theta^{(t)}\}_{t=1}^T$.

At the server, initialize a random network with weight vector $\theta^{(0)} \in \mathbb{R}^d$ and broadcast it to the clients; initialize UPDATE \leftarrow TRUE and the block locations $I_i^{(t)} = [(i-1)S : iS]$ for $i = 1, \dots, M$ and broadcast to the clients.

for $t = 1, \dots, T$ **do**

 Sample a subset $\mathcal{C}_t \subset \{1, \dots, N\}$ of $|\mathcal{C}_t| = C$ clients without replacement.

On Client Nodes:

for $c \in \mathcal{C}_t$ **do**

 Receive $\theta^{(t-1)}$ from the server and set $\phi^{(t,c)} \leftarrow \theta^{(t-1)}$.

 Compute a stochastic gradient of the potential $H(\phi^{(t,c)})$ as in QLSD in Algorithm 4.

 Set $p_{\theta^{(t)}} \leftarrow \mathcal{N}\left(0, \sqrt{\frac{2}{\gamma C^2}} \mathbf{I}_d\right)$.

 Set $q_{\phi^{(t,c)}} \leftarrow \mathcal{N}\left(H(\phi^{(t,c)}), \sqrt{\frac{2}{\gamma C^2}} \mathbf{I}_d\right)$.

if UPDATE **then**

$\{k_{[i]}^*\}_{i=1}^M, I^{(t,c)} \leftarrow \text{Adaptive-KLMS}(p_{\theta^{(t)}}, q_{\phi^{(t,c)}}, I^{(t)}, D_{KL}^{\text{target}})$ // See Algorithm 6.

$M \leftarrow \text{length}(I^{(t,c)})$. // New number of blocks.

else

$\{k_{[i]}^*\}_{i=1}^M \leftarrow \text{Adaptive-KLMS}(p_{\theta^{(t)}}, q_{\phi^{(t,c)}}, I^{(t)}, D_{KL}^{\text{target}})$ // See Algorithm 6.

end if

 Send $\{k_{[i]}^*\}_{i=1}^M$ with $K \cdot M$ bits and the average KL divergence across blocks $\bar{D}_{KL}^{(t,c)} \leftarrow \frac{1}{M} \sum_{m=1}^M D_{KL}(q_{\phi_{[I_m]^{(t,c)}}}^{(t,c)} \| p_{\theta_{[I_m]^{(t,c)}}}^{(t,c)})$ with 32 bits to the server.

if UPDATE **then**

 Send $I^{(t,c)}$ with $M \cdot \log_2(\text{MAX_BLOCK_SIZE})$ bits.

end if

end for

On the Server Node:

Receive the selected indices $\{k_{[i]}^*\}_{i=1}^M$, and the average KL divergences $\{\bar{D}_{KL}^{(t,c)}\}_{c \in \mathcal{C}_t}$.

Compute $\bar{D}_{KL}^{(t)} = \frac{1}{C} \sum_{c \in \mathcal{C}_t} \bar{D}_{KL}^{(t,c)}$.

if UPDATE **then**

$I^{(t)} \leftarrow \text{Aggregate-Block-Locations}(\{I^{(t,c)}\}_{c \in \mathcal{C}_t})$ // See Algorithm 7.

 UPDATE = False.

else

$I^{(t,c)} \leftarrow I^{(t)}$ for all $c \in \mathcal{C}_t$.

if $\bar{D}_{KL}^{(t)} > \bar{D}_{KL}^{\max}$ **or** $\bar{D}_{KL}^{(t)} < \bar{D}_{KL}^{\min}$ **then** UPDATE = True **else** UPDATE = False.

end if

for $c \in \mathcal{C}_t$ **do**

$\{\hat{H}(\phi_{[i]}^{(t,c)})\}_{i=1}^M \leftarrow \text{KLMS-Decoder}(p_{\theta^{(t)}}, I^{(t,c)}, K)$ // See Algorithm 8.

end for

 Compute $\theta^{(t)} = \theta^{(t-1)} - \eta_S \frac{1}{C} \sum_{c \in \mathcal{C}_t} \hat{H}(\phi^{(t,c)})$.

 Broadcast UPDATE, $I^{(t)}$ and $\theta^{(t)}$ to the clients.

end for

E Additional Experimental Details

In Tables 3, 4, and 5, we provide the architectures for all the models used in our experiments, namely CONV4, CONV6, ResNet-18, and LeNet. In the non-Bayesian experiments, clients performed three local epochs with a batch size of 128 and a local learning rate of 0.1; while in the Bayesian experiments, they performed one local epoch. We conducted our experiments on NVIDIA Titan X GPUs on an internal cluster server, using 1 GPU per one run.

Table 3: Architectures for CONV4 and CONV6 models used in the experiments.

Model	CONV-4	CONV-6
Convolutional Layers	64, 64, pool 128, 128, pool	64, 64, pool 128, 128, pool 256, 256, pool
Fully-Connected Layers	256, 256, 10	256, 256, 10

Table 4: ResNet-18 architecture.

Name	Component			
conv1	3×3 conv, 64 filters, stride 1, BatchNorm			
Residual Block 1	<table border="1"> <tr> <td>3×3 conv, 64 filters</td> <td rowspan="2">$\times 2$</td> </tr> <tr> <td>3×3 conv, 64 filters</td> </tr> </table>	3×3 conv, 64 filters	$\times 2$	3×3 conv, 64 filters
3×3 conv, 64 filters	$\times 2$			
3×3 conv, 64 filters				
Residual Block 2	<table border="1"> <tr> <td>3×3 conv, 128 filters</td> <td rowspan="2">$\times 2$</td> </tr> <tr> <td>3×3 conv, 128 filters</td> </tr> </table>	3×3 conv, 128 filters	$\times 2$	3×3 conv, 128 filters
3×3 conv, 128 filters	$\times 2$			
3×3 conv, 128 filters				
Residual Block 3	<table border="1"> <tr> <td>3×3 conv, 256 filters</td> <td rowspan="2">$\times 2$</td> </tr> <tr> <td>3×3 conv, 256 filters</td> </tr> </table>	3×3 conv, 256 filters	$\times 2$	3×3 conv, 256 filters
3×3 conv, 256 filters	$\times 2$			
3×3 conv, 256 filters				
Residual Block 4	<table border="1"> <tr> <td>3×3 conv, 512 filters</td> <td rowspan="2">$\times 2$</td> </tr> <tr> <td>3×3 conv, 512 filters</td> </tr> </table>	3×3 conv, 512 filters	$\times 2$	3×3 conv, 512 filters
3×3 conv, 512 filters	$\times 2$			
3×3 conv, 512 filters				
Output Layer	4×4 average pool stride 1, fully-connected, softmax			

Table 5: LeNet architecture for MNIST experiments.

Name	Component
conv1	$[5 \times 5$ conv, 20 filters, stride 1], ReLU, 2×2 max pool
conv2	$[5 \times 5$ conv, 50 filters, stride 1], ReLU, 2×2 max pool
Linear	Linear $800 \rightarrow 500$, ReLU
Output Layer	Linear $500 \rightarrow 10$

During non-i.i.d. data split, we choose the size of each client’s dataset $|\mathcal{D}^{(n)}| = D_n$ by first uniformly sampling an integer j_n from $\{10, 11, \dots, 100\}$. Then, a coefficient $\frac{j_n}{\sum_n j_j}$ is computed, representing the size of the local dataset D_n as a fraction of the full training dataset size. Moreover, we impose a maximum number of different labels, or classes, c_{\max} , that each client can see. This way, highly unbalanced local datasets are generated.

F Additional Experimental Results

F.1 KLMS on a Toy Model

We provide additional insights on KLMS employed in a distributed setup similar to that of FL. Specifically, we design a set of experiments in which the server keeps a global distribution $p = \mathcal{N}(0, 1)$, and N clients need to communicate samples according to their local client-only distributions $\{q^{(n)}\}_{n=1}^N = \{\mathcal{N}(\mu^{(n)}, 1)\}_{n=1}^N$, which are induced by a global and unknown distribution $q = \mathcal{N}(\mu, 1)$. Each client n applies KLMS (see Figure 1) to communicate a sample $x^{(n)}$ from $q^{(n)}$ using as coding distribution the global distribution p . The server then computes $\hat{\mu} = \frac{1}{N} \sum_{n=1}^N x^{(n)}$ to estimate μ . We study the effect of N , i.e., the number of clients communicating their samples, on the estimation of μ in different scenarios by varying the rate adopted by the clients (Appendix F.1.1), and the complexity of the problem (Appendix F.1.2).

F.1.1 The Effect of the Overhead r

In this example, we simulate an i.i.d. data split by providing all the clients with the same local client-only distribution $q^{(n)} = \mathcal{N}(0.8, 1) \forall n \in [N]$. We analyze the bias in the estimation of μ by computing a Monte Carlo average of the discrepancy in (3) (see Figure 4-(right)), together with its empirical standard deviation (see Figure 4-(left)). From Figure 4, we can observe that, as conjectured, the standard deviation of the gap decreases when N increases, meaning that the estimation is more accurate around its mean value, which is also better for larger values of N . Also, as expected, a larger value of the overhead r induces better accuracy.

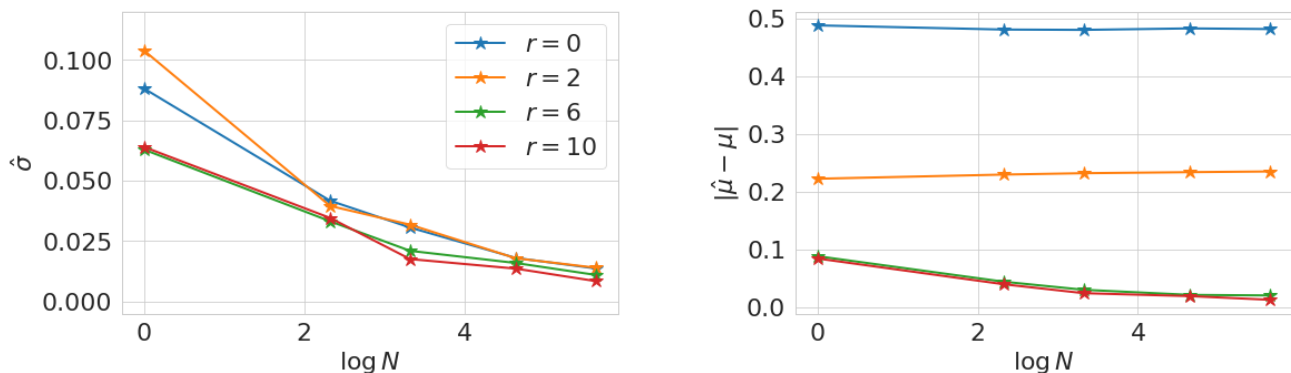


Figure 4: Estimation gap statistics for different values of r , as a function of the number of participating clients N . (left) The empirical standard deviation of the estimation gap, computed over 100 runs. (right) Estimation gap between μ and $\hat{\mu}$ averaged over 100 runs.

F.1.2 The Effect of Non-i.i.d. Data Split

In this other set of experiments, we simulate a non-i.i.d. data split by inducing, starting from the same global distribution p , different local client-only distributions, simulating drifts in updates statistics due to data heterogeneity. Specifically, we set again $\mu = 0.8$, and then, $\forall n \in [N]$, $\mu^{(n)} = 0.8 + u^{(n)}$, where $u^{(n)} \sim \text{Unif}([- \eta, \eta])$, for $\eta \in \{0.05, 0.1, 0.25, 0.4\}$. In all experiments, $r = 6$. As we can see from Figure 5, when N is very small (~ 1), then high level of heterogeneity in the update statistics can indeed lead to poor estimation accuracy. However, for reasonable values of N , this effect is considerably mitigated, suggesting that for real-world applications of FL, where the number of devices participating to each round can be very large, KLMS can still improve state-of-the-art compression schemes by large margin, as reported in the results of Section 5.1 and Appendix F.2.

F.2 Additional Results with Non-i.i.d. CIFAR-10

In Figure 6, we give the results on CONV6 and ResNet-18 on non-i.i.d. CIFAR-10 with $c_{\max} = 2$ and CIFAR-100 with $c_{\max} = 20$, respectively. In both experiments, 10 clients out of 100 clients participate in each round. It is seen that similar accuracy and bitrate improvements are observed to the non-i.i.d. results in Table 2.

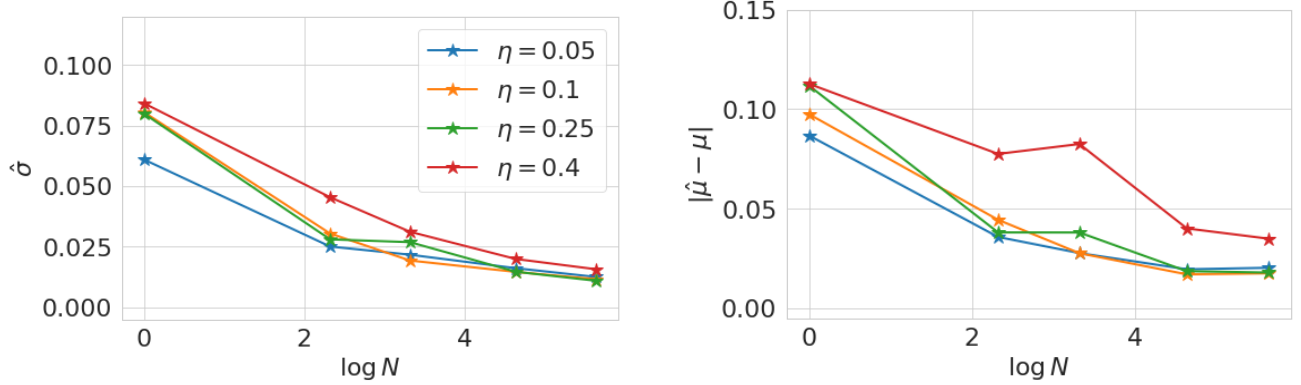


Figure 5: Estimation gap statistics for different values of η , as a function of the number of participating clients N . (left) The empirical standard deviation of the estimation gap, computed over 100 runs. (right) Estimation gap between μ and $\hat{\mu}$ averaged over 100 runs.

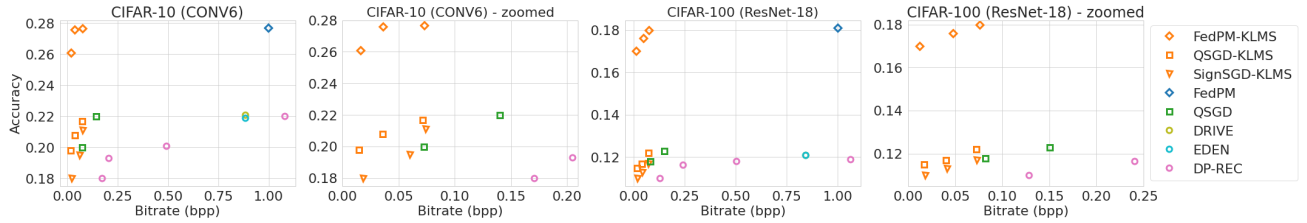


Figure 6: Comparison of FedPM-KLM, QSGD-KLM, and SignSGD-KLM with FedPM (Isik et al., 2023b), QSGD (Alistarh et al., 2017), DRIVE (Vargaftik et al., 2021), EDEN (Vargaftik et al., 2022), and DP-REC (Liu et al., 2021) with non i.i.d. split and 10 out of 100 clients participating every round.

F.3 Stack Overflow Experiments

Table 6 shows additional results on the Stack Overflow dataset (Caldas et al., 2018) constructed with real posts, where KLMS reduces the bitrate by 16 times.

Table 6: Results on Stack Overflow (real data split).

	DRIVE	EDEN	SignSGD	SignSGD-KLMS	FedPM	FedPM-KLMS	QSGD	QSGD-KLMS
Accuracy	0.216	0.216	0.186	0.211	0.240	0.240	0.210	0.224
Bitrate	0.980	0.980	1.000	0.016	0.910	0.015	0.120	0.016

F.4 Bayesian FL Experiments with Non-i.i.d. Data and Partial Client Participation

Table 7 shows additional Bayesian FL results with non-iid data split and partial client participation. We cover a variety of combinations of data splits and partial/full participation and observe similar gains as Table 2.

Table 7: Bayesian FL results ($c_{\max} = 4$ when non-iid.)

	$\rho = 10/10$, non-iid		$\rho = 10/50$, iid		$\rho = 10/50$, non-iid	
	QLSD	QLSD-KLMS	QLSD	QLSD-KLMS	QLSD	QLSD-KLMS
Accuracy	0.875	0.922	0.868	0.922	0.854	0.920
Bitrate	0.48	0.08	0.50	0.07	0.51	0.06

F.5 Confidence Intervals

Finally, we report the confidence intervals for all the experimental results in the paper in Tables 8, 9, 10, 11, 12, 13, 14, and 15 corresponding to Tables 1 and 2, and Figure 6.

Table 8: Average bitrate $\pm\sigma$ vs final accuracy $\pm\sigma$ in i.i.d. split CIFAR-10 with full client participation. The training duration was set to $t_{\max} = 400$ rounds.

Framework	Bitrate	Accuracy
FedPM-KLMS (ours)	0.070 ± 0.0001	0.787 ± 0.0012
FedPM-KLMS (ours)	0.004 ± 0.0001	0.786 ± 0.0010
FedPM-KLMS (ours)	0.014 ± 0.0001	0.786 ± 0.0012
QSGD-KLMS (ours)	0.071 ± 0.0001	0.765 ± 0.0011
QSGD-KLMS (ours)	0.0355 ± 0.0001	0.761 ± 0.0012
QSGD-KLMS (ours)	0.0142 ± 0.0001	0.755 ± 0.0010
SignSGD-KLMS (ours)	0.072 ± 0.0002	0.745 ± 0.0008
SignSGD-KLMS (ours)	0.040 ± 0.0002	0.745 ± 0.0008
SignSGD-KLMS (ours)	0.015 ± 0.0001	0.739 ± 0.0008
FedPM (Isik et al., 2023b)	0.845 ± 0.0001	0.787 ± 0.0011
QSGD (Alistarh et al., 2017)	0.140 ± 0.0000	0.766 ± 0.0012
QSGD (Alistarh et al., 2017)	0.072 ± 0.0000	0.753 ± 0.0013
SignSGD (Bernstein et al., 2018)	0.993 ± 0.0012	0.705 ± 0.0021
TernGrad (Wen et al., 2017)	1.100 ± 0.0001	0.680 ± 0.0016
DRIVE (Vargaftik et al., 2021)	0.890 ± 0.0000	0.760 ± 0.0010
EDEN (Vargaftik et al., 2022)	0.890 ± 0.0000	0.760 ± 0.0010
FedMask (Li et al., 2021)	1.000 ± 0.0001	0.620 ± 0.0017
DP-REC (Triastcyn et al., 2021)	1.12 ± 0.0001	0.720 ± 0.0011
DP-REC (Triastcyn et al., 2021)	0.451 ± 0.0001	0.690 ± 0.0012
DP-REC (Triastcyn et al., 2021)	0.188 ± 0.0001	0.640 ± 0.0011
DP-REC (Triastcyn et al., 2021)	0.124 ± 0.0001	0.622 ± 0.0013

Table 9: Average bitrate $\pm\sigma$ vs final accuracy $\pm\sigma$ in i.i.d. split CIFAR-100 with full client participation. The training duration was set to $t_{\max} = 400$ rounds.

Framework	Bitrate	Accuracy
FedPM-KLMS (ours)	0.072 ± 0.0001	0.469 ± 0.0010
FedPM-KLMS (ours)	0.040 ± 0.0001	0.461 ± 0.0011
FedPM-KLMS (ours)	0.018 ± 0.0001	0.455 ± 0.0010
QSGD-KLMS (ours)	0.074 ± 0.0001	0.327 ± 0.0010
QSGD-KLMS (ours)	0.043 ± 0.0001	0.319 ± 0.0012
QSGD-KLMS (ours)	0.020 ± 0.0001	0.320 ± 0.0010
SignSGD-KLMS (ours)	0.073 ± 0.0001	0.260 ± 0.0014
SignSGD-KLMS (ours)	0.041 ± 0.0001	0.259 ± 0.0014
SignSGD-KLMS (ours)	0.018 ± 0.0001	0.250 ± 0.0014
FedPM (Isik et al., 2023b)	0.880 ± 0.0001	0.470 ± 0.0010
QSGD (Alistarh et al., 2017)	0.150 ± 0.0000	0.335 ± 0.0011
QSGD (Alistarh et al., 2017)	0.082 ± 0.0000	0.330 ± 0.0011
SignSGD (Bernstein et al., 2018)	0.999 ± 0.0002	0.230 ± 0.0019
TernGrad (Wen et al., 2017)	1.070 ± 0.0001	0.220 ± 0.0015
DRIVE (Vargaftik et al., 2021)	0.540 ± 0.0000	0.320 ± 0.0011
EDEN (Vargaftik et al., 2022)	0.540 ± 0.0000	0.320 ± 0.0010
FedMask (Li et al., 2021)	1.000 ± 0.0001	0.180 ± 0.0014
DP-REC (Triastcyn et al., 2021)	1.06 ± 0.0001	0.280 ± 0.0012
DP-REC (Triastcyn et al., 2021)	0.503 ± 0.0001	0.240 ± 0.0012
DP-REC (Triastcyn et al., 2021)	0.240 ± 0.0001	0.220 ± 0.0012
DP-REC (Triastcyn et al., 2021)	0.128 ± 0.0001	0.170 ± 0.0012

 Table 10: Average bitrate $\pm\sigma$ vs final accuracy $\pm\sigma$ in i.i.d. split MNIST with full client participation. The training duration was set to $t_{\max} = 200$ rounds.

Framework	Bitrate	Accuracy
FedPM-KLMS (ours)	0.067 ± 0.0001	0.9945 ± 0.0001
FedPM-KLMS (ours)	0.041 ± 0.0001	0.9945 ± 0.0001
FedPM-KLMS (ours)	0.014 ± 0.0001	0.9943 ± 0.0001
QSGD-KLMS (ours)	0.071 ± 0.0001	0.9940 ± 0.0001
QSGD-KLMS (ours)	0.041 ± 0.0001	0.9938 ± 0.0001
QSGD-KLMS (ours)	0.019 ± 0.0001	0.9935 ± 0.0001
SignSGD-KLMS (ours)	0.0720 ± 0.0001	0.9932 ± 0.0002
SignSGD-KLMS (ours)	0.0415 ± 0.0001	0.9930 ± 0.0002
SignSGD-KLMS (ours)	0.0230 ± 0.0001	0.9918 ± 0.0001
FedPM (Isik et al., 2023b)	0.99 ± 0.0001	0.995 ± 0.0001
QSGD (Alistarh et al., 2017)	0.13 ± 0.0000	0.994 ± 0.0001
QSGD (Alistarh et al., 2017)	0.080 ± 0.0000	0.994 ± 0.0001
SignSGD (Bernstein et al., 2018)	0.999 ± 0.0012	0.990 ± 0.0004
TernGrad (Wen et al., 2017)	1.05 ± 0.0001	0.980 ± 0.0003
DRIVE (Vargaftik et al., 2021)	0.91 ± 0.0000	0.994 ± 0.0001
EDEN (Vargaftik et al., 2022)	0.91 ± 0.0000	0.994 ± 0.0001
FedMask (Li et al., 2021)	1.0 ± 0.0001	0.991 ± 0.0003
DP-REC (Triastcyn et al., 2021)	0.996 ± 0.0001	0.991 ± 0.0001
DP-REC (Triastcyn et al., 2021)	0.542 ± 0.0001	0.989 ± 0.0001
DP-REC (Triastcyn et al., 2021)	0.191 ± 0.0001	0.988 ± 0.0001
DP-REC (Triastcyn et al., 2021)	0.125 ± 0.0001	0.985 ± 0.0001

Table 11: Average bitrate $\pm\sigma$ vs final accuracy $\pm\sigma$ in i.i.d. split EMNIST with full client participation. The training duration was set to $t_{\max} = 200$ rounds.

Framework	Bitrate	Accuracy
FedPM-KLMS (ours)	0.068 ± 0.0001	0.889 ± 0.0001
FedPM-KLMS (ours)	0.034 ± 0.0001	0.888 ± 0.0001
FedPM-KLMS (ours)	0.017 ± 0.0001	0.885 ± 0.0001
QSGD-KLMS (ours)	0.072 ± 0.0001	0.884 ± 0.0001
QSGD-KLMS (ours)	0.042 ± 0.0001	0.884 ± 0.0001
QSGD-KLMS (ours)	0.022 ± 0.0001	0.883 ± 0.0001
SignSGD-KLMS (ours)	0.072 ± 0.0001	0.881 ± 0.0003
SignSGD-KLMS (ours)	0.044 ± 0.0001	0.880 ± 0.0003
SignSGD-KLMS (ours)	0.025 ± 0.0001	0.875 ± 0.0003
FedPM (Isik et al., 2023b)	0.890 ± 0.0001	0.890 ± 0.0001
QSGD (Alistarh et al., 2017)	0.150 ± 0.0000	0.884 ± 0.0001
QSGD (Alistarh et al., 2017)	0.086 ± 0.0000	0.882 ± 0.0001
SignSGD (Bernstein et al., 2018)	1.0 ± 0.0001	0.873 ± 0.0005
TernGrad (Wen et al., 2017)	1.1 ± 0.0001	0.870 ± 0.0005
DRIVE (Vargaftik et al., 2021)	0.9 ± 0.0001	0.8835 ± 0.0001
EDEN (Vargaftik et al., 2022)	0.9 ± 0.0001	0.8835 ± 0.0001
FedMask (Li et al., 2021)	1.0 ± 0.0001	0.862 ± 0.0005
DP-REC (Triastcyn et al., 2021)	1.100 ± 0.0001	0.885 ± 0.0001
DP-REC (Triastcyn et al., 2021)	0.488 ± 0.0001	0.880 ± 0.0001
DP-REC (Triastcyn et al., 2021)	0.196 ± 0.0001	0.873 ± 0.0001
DP-REC (Triastcyn et al., 2021)	0.119 ± 0.0001	0.861 ± 0.0001

Table 12: Average bitrate $\pm\sigma$ vs final accuracy $\pm\sigma$ in non-IID split CIFAR-10 with $c_{\max} = 2$, and partial participation with 10 out of 100 clients participating every round. The training duration was set to $t_{\max} = 200$ rounds.

Framework	Bitrate	Accuracy
FedPM-KLMS (ours)	0.073 ± 0.0001	0.277 ± 0.0005
FedPM-KLMS (ours)	0.036 ± 0.0001	0.276 ± 0.0005
FedPM-KLMS (ours)	0.0161 ± 0.0001	0.261 ± 0.0004
QSGD-KLMS (ours)	0.071 ± 0.0001	0.277 ± 0.0005
QSGD-KLMS (ours)	0.036 ± 0.0001	0.208 ± 0.0005
QSGD-KLMS (ours)	0.014 ± 0.0001	0.198 ± 0.0005
SignSGD-KLMS (ours)	0.074 ± 0.0001	0.211 ± 0.0009
SignSGD-KLMS (ours)	0.060 ± 0.0001	0.195 ± 0.0008
SignSGD-KLMS (ours)	0.018 ± 0.0001	0.180 ± 0.0009
FedPM (Isik et al., 2023b)	0.997 ± 0.0001	0.277 ± 0.0006
QSGD (Alistarh et al., 2017)	0.140 ± 0.0000	0.220 ± 0.0005
QSGD (Alistarh et al., 2017)	0.072 ± 0.0000	0.200 ± 0.0005
DRIVE (Vargaftik et al., 2021)	0.885 ± 0.0000	0.221 ± 0.0005
EDEN (Vargaftik et al., 2022)	0.885 ± 0.0000	0.219 ± 0.0004
DP-REC (Triastcyn et al., 2021)	1.080 ± 0.0001	0.220 ± 0.0007
DP-REC (Triastcyn et al., 2021)	0.490 ± 0.0001	0.201 ± 0.0006
DP-REC (Triastcyn et al., 2021)	0.205 ± 0.0001	0.193 ± 0.0006
DP-REC (Triastcyn et al., 2021)	0.171 ± 0.0001	0.180 ± 0.0006

Table 13: Average bitrate $\pm\sigma$ vs final accuracy $\pm\sigma$ in non-IID split CIFAR-10 with $c_{\max} = 4$, and partial participation with 20 out of 100 clients participating every round. The training duration was set to $t_{\max} = 200$ rounds.

Framework	Bitrate	Accuracy
FedPM-KLMS (ours)	0.073 ± 0.0001	0.612 ± 0.0010
FedPM-KLMS (ours)	0.036 ± 0.0001	0.606 ± 0.0010
FedPM-KLMS (ours)	0.016 ± 0.0001	0.599 ± 0.0010
QSGD-KLMS (ours)	0.071 ± 0.0001	0.552 ± 0.0010
QSGD-KLMS (ours)	0.036 ± 0.0001	0.549 ± 0.0011
QSGD-KLMS (ours)	0.014 ± 0.0001	0.545 ± 0.0010
SignSGD-KLMS (ours)	0.074 ± 0.0001	0.530 ± 0.0013
SignSGD-KLMS (ours)	0.060 ± 0.0001	0.522 ± 0.0013
SignSGD-KLMS (ours)	0.018 ± 0.0001	0.518 ± 0.0013
FedPM (Isik et al., 2023b)	0.993 ± 0.0001	0.612 ± 0.0009
QSGD (Alistarh et al., 2017)	0.140 ± 0.0000	0.552 ± 0.0010
QSGD (Alistarh et al., 2017)	0.072 ± 0.0000	0.531 ± 0.0010
DRIVE (Vargaftik et al., 2021)	0.888 ± 0.0000	0.526 ± 0.0010
EDEEN (Vargaftik et al., 2022)	0.888 ± 0.0000	0.528 ± 0.0010
DP-REC (Triastcyn et al., 2021)	1.080 ± 0.0001	0.530 ± 0.0012
DP-REC (Triastcyn et al., 2021)	0.490 ± 0.0001	0.521 ± 0.0012
DP-REC (Triastcyn et al., 2021)	0.205 ± 0.0001	0.519 ± 0.0012
DP-REC (Triastcyn et al., 2021)	0.171 ± 0.0001	0.506 ± 0.0012

Table 14: Average bitrate $\pm\sigma$ vs final accuracy $\pm\sigma$ in non-IID split CIFAR-100 with $c_{\max} = 20$, and partial participation with 10 out of 100 clients participating every round. The training duration was set to $t_{\max} = 200$ rounds.

Framework	Bitrate	Accuracy
FedPM-KLMS (ours)	0.076 ± 0.0001	0.180 ± 0.0012
FedPM-KLMS (ours)	0.048 ± 0.00101	0.176 ± 0.0011
FedPM-KLMS (ours)	0.012 ± 0.0001	0.170 ± 0.0011
QSGD-KLMS (ours)	0.072 ± 0.0001	0.122 ± 0.0012
QSGD-KLMS (ours)	0.040 ± 0.0001	0.117 ± 0.0012
QSGD-KLMS (ours)	0.017 ± 0.0001	0.115 ± 0.0012
SignSGD-KLMS (ours)	0.073 ± 0.0001	0.117 ± 0.0014
SignSGD-KLMS (ours)	0.041 ± 0.0001	0.113 ± 0.0014
SignSGD-KLMS (ours)	0.018 ± 0.0001	0.110 ± 0.0013
FedPM (Isik et al., 2023b)	0.999 ± 0.0001	0.181 ± 0.0011
QSGD (Alistarh et al., 2017)	0.150 ± 0.0000	0.123 ± 0.0012
QSGD (Alistarh et al., 2017)	0.082 ± 0.0000	0.118 ± 0.0012
DRIVE (Vargaftik et al., 2021)	0.840 ± 0.0000	0.121 ± 0.0012
EDEEN (Vargaftik et al., 2022)	0.840 ± 0.0000	0.121 ± 0.0012
DP-REC (Triastcyn et al., 2021)	1.060 ± 0.0001	0.119 ± 0.0012
DP-REC (Triastcyn et al., 2021)	0.503 ± 0.0001	0.118 ± 0.0013
DP-REC (Triastcyn et al., 2021)	0.240 ± 0.0001	0.117 ± 0.0013
DP-REC (Triastcyn et al., 2021)	0.128 ± 0.0001	0.110 ± 0.0013

Table 15: Average bitrate $\pm\sigma$ vs final accuracy $\pm\sigma$ in non-IID split CIFAR-100 with $c_{\max} = 40$, and partial participation with 20 out of 100 clients participating every round. The training duration was set to $t_{\max} = 200$ rounds.

Framework	Bitrate	Accuracy
FedPM-KLMS (ours)	0.074 ± 0.0001	0.488 ± 0.0013
FedPM-KLMS (ours)	0.048 ± 0.0001	0.484 ± 0.0013
FedPM-KLMS (ours)	0.012 ± 0.0001	0.480 ± 0.0013
QSGD-KLMS (ours)	0.072 ± 0.0001	0.428 ± 0.0013
QSGD-KLMS (ours)	0.040 ± 0.0001	0.424 ± 0.0013
QSGD-KLMS (ours)	0.017 ± 0.0001	0.419 ± 0.0013
SignSGD-KLMS (ours)	0.072 ± 0.0001	0.421 ± 0.0016
SignSGD-KLMS (ours)	0.044 ± 0.0001	0.419 ± 0.0016
SignSGD-KLMS (ours)	0.020 ± 0.0001	0.415 ± 0.0016
FedPM (Isik et al., 2023b)	0.980 ± 0.0001	0.488 ± 0.0012
QSGD (Alistarh et al., 2017)	0.150 ± 0.0000	0.429 ± 0.0013
QSGD (Alistarh et al., 2017)	0.082 ± 0.0000	0.424 ± 0.0013
DRIVE (Vargaftik et al., 2021)	0.81 ± 0.0000	0.424 ± 0.0013
EDED (Vargaftik et al., 2022)	0.81 ± 0.0000	0.425 ± 0.0013
DP-REC (Triastcyn et al., 2021)	1.00 ± 0.0001	0.424 ± 0.0014
DP-REC (Triastcyn et al., 2021)	0.49 ± 0.0001	0.422 ± 0.0014
DP-REC (Triastcyn et al., 2021)	0.27 ± 0.0001	0.412 ± 0.0014
DP-REC (Triastcyn et al., 2021)	0.13 ± 0.0001	0.408 ± 0.0014