

## Low and High Energy Neutrinos from SN 2023ixf in M101

DAFNE GUETTA,<sup>1</sup> AURORA LANGELLA,<sup>2</sup> SILVIA GAGLIARDINI,<sup>1,3</sup> AND MASSIMO DELLA VALLE<sup>4,1</sup>

<sup>1</sup>*Physics Department, Ariel University, Ariel, Israel*

<sup>2</sup>*University of Naples Federico II, Napoli, Italy and INFN Naples*

<sup>3</sup>*Istituto Nazionale di Fisica Nucleare, Sezione di Roma, P. le Aldo Moro 2, I-00185 Rome, Italy*

<sup>4</sup>*Capodimonte Observatory, INAF-Naples, Salita Moiariello 16, 80131-Naples, Italy*

### ABSTRACT

Supernova (SN) 2023ixf in M101 is the closest SN explosion observed in the last decade. Therefore it is a suitable test bed to study the role of jets in powering the SN ejecta. With this aim, we explored the idea that high-energy neutrinos could be produced during the interaction between the jets and the intense radiation field produced in the SN explosion and eventually be observed by the IceCube neutrino telescope. The lack of detection of such neutrinos has significantly constrained both the fraction of stellar collapses that produce jets and/or the theoretical models for neutrino production. Finally, we investigated the possibility of detecting low-energy neutrinos from SN 2023ixf with the Super- and Hyper-Kamiokande experiments, obtaining in both cases sub-threshold estimates.

*Keywords:* gamma rays: bursts — stars: binaries — stars: neutron — gravitational waves

### 1. INTRODUCTION

When in a massive star (at least  $M > 8M_{\odot}$ ) the gravitational collapse of the core occurs, while the star still retains its H envelope, we witness a type II supernova explosion. Almost all of the gravitational binding energy, about  $\sim 10^{53}$  erg, released during the formation of a neutron star is radiated as neutrinos. The kinetic energy associated with the moving ejecta, at  $\sim 10,000$  km/s, accounts only  $\sim 10^{51}$  erg of the entire energy budget, while  $\sim 10^{49}$  erg goes into the "luminous energy" (lightcurve) observable with our telescopes. The commonly accepted mechanism to explain the SN explosion is the so-called "neutrino re-heating", discussed since the '60s by several authors (Colgate & White 1966; Colgate & McKee 1969; Colgate & Petschek 1982; Bahcall & Haubold 1990; Janka & Mueller 1996). After the inner part of the core has collapsed and formed the proto-neutron star causing the infalling material to bounce, an outward propagating shock is formed and

would soon stall, without "neutrino heating". Indeed, if only a tiny fraction of the neutrinos energy is reabsorbed by surrounding material, the star expansion could resume. This expansion can trigger a violent shock wave that moves through the progenitor star, then causing the supernova explosion. The neutronization process that takes place after the collapse of the core, received a splendid confirmation from the observation of 25 neutrinos associated with SN 1987A (Hirata et al. 1987; Bionta et al. 1987; Alexeyev et al. 1988) out of  $\sim 10^{58}$  emitted neutrinos of all flavors with typical energies of  $\sim 10$  MeV.

In recent years, another mechanism actually hypothesized a few decades ago (Bisnovatyi-Kogan 1970; LeBlanc & Wilson 1970; Ostriker & Gunn 1971), but which is perhaps experiencing a second youth thanks to studies on long-duration GRBs, is gaining consensus within the scientific community. The idea is that jets could play an important role not only in the explosion of massive long-duration GRB progenitors but also in other core-collapse supernovae (CC-SNe) (Piran et al. 2019; Soker 2022). For the sake of clarity, we briefly summarize the ideas underlying this scenario. It is possible that during all core-collapse events, jets might be produced and launched immediately after the collapse of the core. If this occurs when the progenitor has lost its H and He envelopes, we may observe a type Ic SN

[dafneguetta@gmail.com](mailto:dafneguetta@gmail.com)

[alangella@na.infn.it](mailto:alangella@na.infn.it)

[silvia.gagliardini@roma1.infn.it](mailto:silvia.gagliardini@roma1.infn.it)

[massimo.dellavalle@inaf.it](mailto:massimo.dellavalle@inaf.it)

event associated with a long-duration GRB (Meszaros & Waxman 2001; Woosley & Bloom 2006; Hjorth & Bloom 2012). When the collapse of the core takes place while the progenitor is still retaining the H/He envelopes the jets are unable to emerge from the star due to the presence of these massive envelopes. These "choked" jets remain trapped within the progenitor and during their interaction with the stellar material, create a "cocoon" where the jet deposits up to  $\sim 10^{51-52}$  erg (Nakar & Piran 2017). These energies are comparable to the kinetic energies which characterize the ejecta of "standard" CC-SNe and GRB-SNe respectively. An important piece of evidence in favor of this alternative scenario is that in 2019 the spectroscopic signatures of a jet cocoon were actually observed for the first time in the core-collapse SN 2017iuk (Izzo et al. 2019). Due to inhomogeneities, internal shocks may occur inside the jet at a radius  $R$  smaller than the jet head radius  $R_H$ . The protons present in the jet can be accelerated in the internal shock region and interact with the thermal photons present in the stellar envelope leading to the production of charged pions that can decay into high-energy neutrinos (Meszaros & Waxman 2001). If this jet is not energetic enough to break through the remaining outer layers of the star and stalls sufficiently far below the photosphere, the high energy neutrinos produced by accelerated protons would be the only messengers able to escape (Senno et al. 2016; Murase et al. 2016; He et al. 2018; Guetta et al. 2020; Fasano et al. 2021) and in principle could be observed by IceCube. The contribution of CC-SNe to the diffuse neutrino flux detected by IceCube has recently been explored. Abbasi (2023). From the stacking analysis performed using the data recorded by the IceCube Neutrino Observatory no significant temporal and spatial correlation of neutrinos and SNe was found Abbasi (2023). The search for high-energy neutrinos from SN PS16cgx was equally unsuccessful (Pan-STARRS Collaboration et al. (2019).

Another model for high-energy neutrino production that has been considered in this paper, is the one described in Murase et al. (2011) (see also (Murase 2018; Kheirandish & Murase 2022; Tsuna et al. 2023; Valtonen-Mattila & O'Sullivan 2023) for updates to this model.) They consider the collisions of the SN ejecta with the massive circumstellar medium (CSM) shells as potential proton accelerators. The accelerated protons may interact with the protons present in the dense CSM and produce high-energy neutrinos. If the energy in accelerated protons is only  $\sim 10\%$  of the SN energy, multi-TeV neutrinos should be detected at later epochs than the optical/infrared luminosity peaks.

In this paper, we consider the recent case of SN2023ixf, which occurred in the nearby galaxy M101, as a test bed for possible detection of neutrinos by CC-SN events. SN 2023ixf was discovered by K. Itagaki in M101 ( $d=6.4$  Mpc; (Shappee & Stanek 2011)) on May 19, 2023, and has been classified as a Type II SN by (Perley 2023). A preliminary discussion of the properties of this SN has been presented by Yamanaka et al. (2023). These authors show a series of spectra obtained at very early stages ( $t\sim 2d$ ) characterized by the presence of narrow line components (e.g.  $H_\alpha$ , HeII, NIV, and CIV) which are signatures of the interactions of the SN ejecta with the dense CSM (Neustadt et al. 2023; Cappellaro et al. 2015; Jacobson-Galan et al. 2023). However, these narrow components have quickly vanished (see for example Fig. 4 of Yamanaka et al. (2023)) likely within two weeks from maximum (Bostroem et al. 2023). This piece of observation indicates that the circumburst material was very close to the progenitor and the interaction with the SN ejecta practically occurred in the aftermath of the SN explosion, significantly limiting the temporal window for the detection of "delayed neutrinos". In this work, we estimate the number of neutrino events expected from this SN both at low energy ( $\sim$  MeV) from Super-kamiokande (Super-K) and Hyper-kamiokande (Hyper-K) (§2) and at high energy from IceCube (§3). In §4 we discuss the observational predictions. In section §5 we report our Conclusions.

## 2. LOW ENERGY NEUTRINOS

CC-SNe are one of the most powerful cosmic sources of neutrinos in the Universe. It is expected that, during the burst, 99% of their energy is emitted as neutrinos with energies in the MeV energy band. All flavors of neutrinos and anti-neutrinos are expected to be produced. The most favored model for the CC explosion mechanism is the "delayed neutrino-heating mechanism" discussed in Bethe & Wilson (1985). At the beginning of the stellar collapse, a few milliseconds after the core bounce, a prompt burst of electron neutrinos is emitted, which, alongside iron photo-disintegration, drains energy from the post-shock material and reduces the pressure behind the shock. Thus, the expanding shock is replaced by an accretion shock characterized by matter in-falling. While the core density increases (until hundreds of milliseconds after the bounce), neutrinos get trapped in the core, transferring energy to the surrounding material. This process is known as "neutrino reheating". Neutrino-energy deposition behind the stalled bounce shock can revive the shock and thus initiate the SN explosion. Although in the last decades, many constraints on neutrino physics and supernovae could be

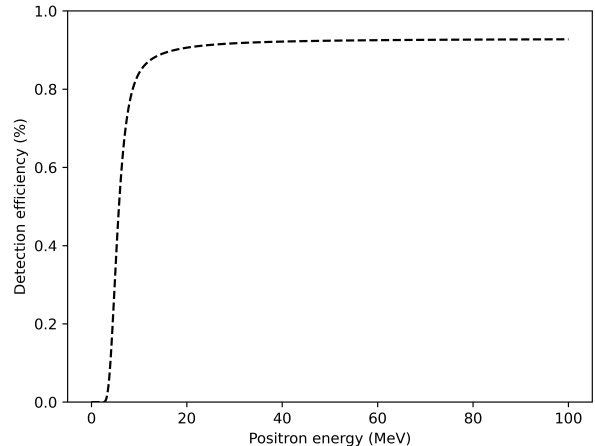
derived on the basis of the SN 1987A neutrino observation, the limited statistics of only two dozen registered events prevented a full understanding of the mechanism that drives a supernova explosion. Many models have been proposed to simulate the expected neutrino emission from supernovae, employing a variety of different approximations and simplifying assumptions. This leads to different outcomes when simulating the supernova explosion and the consequent number of expected neutrinos. Thus, the next supernova neutrino detection will be crucial to test the different supernova models and to better understand the explosion mechanism. In this section, we estimate the number of neutrinos expected from SN events that can be detected by Super-K and Hyper-K, as a function of their distance (Fig. 1).

### 2.1. Super-Kamiokande

Super-Kamiokande is a water Cherenkov detector located in Gifu Prefecture, Japan (Fukuda et al. 2003). It consists of a cylindrical stainless-steel tank of 39m diameter and 42m height, filled with 50 kton of water and with about 13k photo-multiplier tubes (PMTs) covering its surfaces, in order to detect charged particles produced by neutrino interactions via Cherenkov radiation. Thanks to its huge volume and low threshold (few MeVs), it is one of the neutrino experiments with the highest sensitivity to supernova neutrinos. In the energy range of interest for supernovae, up to  $\sim 100$  MeV, one of the main sources of background noise comes from the radioactive impurities of the PMTs, the detector walls, and the surrounding rocks. Therefore, to increase the sensitivity, low-energy events with a reconstructed vertex within 2 m from the walls are discarded. This leads to an actual fiducial volume (FV) of 22.5 kton (Fukuda et al. 2003). In the following, we will always assume a volume of 22.5 kton when evaluating the expected number of neutrinos from SN2023ixf in Super-K. In the low energy range, the main interactions in Super-K are:

- Inverse Beta Decay (IBD):  $p + \bar{\nu}_e \longrightarrow n + e^+$
- $\nu e$ -scattering:  $\nu + e \longrightarrow \nu + e$ ,
- $\nu_e$   $^{16}\text{O}$  Charge-Current (CC) interaction:  $\nu_e + ^{16}\text{O} \longrightarrow e^- + ^{16}\text{F}^{(*)}$
- $\bar{\nu}_e$   $^{16}\text{O}$  CC interaction:  $\bar{\nu}_e + ^{16}\text{O} \longrightarrow e^+ + ^{16}\text{N}^{(*)}$

Since the dominant reaction (about 90% of all events) of supernova neutrinos with water is IBD, we considered only events produced by IBD in this work. In this work we have considered the Super-K detection efficiency derived from Eq. 4.4 of Ricciardi et al. (2022)



**Figure 1.** Super-Kamiokande detection efficiency as a function of the positron energy. Taken from Ricciardi et al. (2022).

(considering a threshold of 5 MeV). We show this efficiency as a function of energy in Figure 1.

We adopted four different models to evaluate the expected number of events in Super-K from SN2023ixf.

The Livermore model (or Totani model) (Totani et al. 1998) uses a  $20 M_{\odot}$  progenitor, which was modeled to reproduce the light curve of SN1987A, and a simulation code developed by Wilson and Mayle (Wilson et al. 1986; Mayle et al. 1987). The simulation is one-dimensional, assumes an amount of energy radiated in electron antineutrinos equal to  $L_{\bar{\nu}_e} = 2.9 \cdot 10^{53} \text{erg}$  and is performed from the start of the collapse to 18 s after the core bounce. Although outdated, it represents a baseline supernova model as it is the first simulation based on SN1987A data and it is one of the few SN models that provide predictions of neutrino emission until supernova late stages.

The Nakazato model (Nakazato et al. 2013) is a family of models that includes different progenitor masses (13-50  $M_{\odot}$ ) and metallicities ( $Z = 0.02, 0.004$ ). It has been widely used in many supernova studies, e.g. Ando et al. (2023); Jia et al. (2019); Li et al. (2019); Kistler et al. (2013). Similar to the Livermore model, it performs a 1-D simulation and can describe neutrino emission until 20 s after the bounce but it implements a more advanced description of neutrino transport and can take into account neutrino oscillation during the propagation. Based on Kilpatrick et al. (2023), the progenitor of SN2023ixf is consistent with RSG models of initial mass  $11 M_{\odot}$ , therefore we considered in the simulation a pro-

genitor mass of  $13M_{\odot}$ , with a metallicity of  $Z = 0.02$  and a shock revival time of 300 ms. The total energy emitted by electron anti-neutrinos is  $L_{\bar{\nu}_e} = 7 \cdot 10^{52} \text{erg}$ . Given the distance of SN2023ixf, neutrino oscillation doesn't impact significantly the expected number of anti-electron neutrinos at Earth, thus we didn't consider this effect in our scenario.

The Fornax (2021) model (Burrows & Vartanyan 2021) is a 2-D simulation that considers progenitors with solar metallicity ( $Z=0.02$ ) and masses in the range  $[12,26]M_{\odot}$ . It simulates neutrino emission until 4.5 s post-bounce using the FORNAX code (Skinner et al. 2019). With respect to 1-D models, 2-D simulations allow to describe the turbulent convection in the core while requiring less computational time than 3-D simulations. We adopted the same initial mass as in the Nakazato model, i.e.  $13 M_{\odot}$  while the total energy emitted by electron anti-neutrinos in this model is around  $8 \cdot 10^{52}$  erg. As before, neutrino oscillation was omitted.

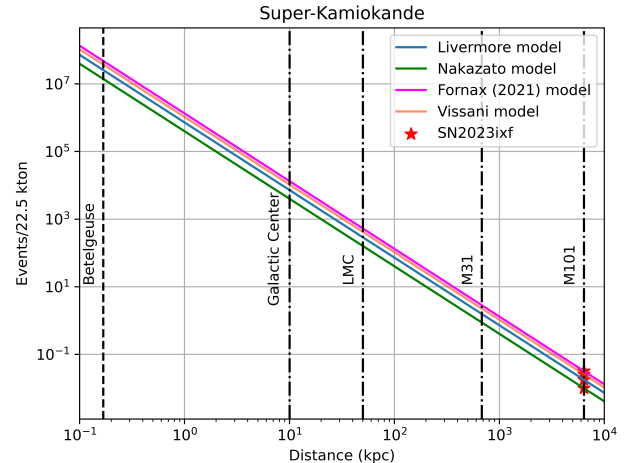
We refer to Ikeda (2015) to evaluate the number of neutrinos expected from SN2023ixf based on the Livermore model given its distance ( $D = 6.4$  Mpc) and a threshold of 5 MeV.

For Nakazato and Fornax (2021) models, we adopted the public tool SNEWPY (Baxter et al. 2021). It consists of a Python-based code that allows to study the detection prospects of supernova neutrinos in many neutrino detectors, based on different supernova models. In this pipeline, the detectors' response is simulated using the SNOWGLOBES tool (Albert et al. 2021).

Last model adopted (indicated in the following as Vissani model) is based on Vissani (2014). In this paper, rather than numerically simulate the explosion of a supernova, they propose a parameterized expression for the electron anti-neutrino flux expected at Earth, based on SN1987A data.

By following the methodology described in Section 2 of Vissani (2014) while considering the updated IBD cross section included in Ricciardi et al. (2022), we assumed  $L_{\bar{\nu}_e} = 10^{53}$  and  $D = 6.4$  Mpc and calculated the expected IBD positron spectrum in Super-K derived from anti-electron neutrinos produced by SN2023ixf. Then, by varying the distance of the supernova and integrating the spectrum in the range  $[5, 100]$  MeV, the number of expected events as a function of distance for Super-K has been evaluated.

Figure 2 shows the expected number of IBD events in Super-K as a function of the supernova distance for all the models tested. For comparison, two galaxies of



**Figure 2.** Number of expected IBD events in Super-Kamiokande as a function of distance for supernovae based on different models. The number of events is calculated considering the fiducial volume (FV) of the detector (22.5 kton). Black dashed lines correspond to "typical" distances within the Milky Way and in the Local Group, up to to M101, the host galaxy of SN2023ixf.

the Local Group are indicated in the plot alongside the galaxy hosting SN2023ixf.

In general, we obtained a very low number of expected events from SN2023ixf, with values in the range  $N_{\bar{\nu}_e} = [0.01, 0.03]$ .

In this work, it has not been considered that Super-K has recently entered a new phase, named SK-Gd, where a percentage of Gadolinium (Gd) has been added to the pure water in the tank (Abe et al. 2022). The presence of Gd enhances the detector's ability to identify and differentiate antineutrino-induced events from backgrounds from IBD reactions, thus possibly improving the sensitivity to SN neutrinos. The non-detectability of this supernova by Super-K has been confirmed by the Super-K Collaboration in Nakahata & Super-Kamiokande Collaboration (2023), as they performed a search for neutrino signal correlated to SN2023ixf in a time window of two days prior to the SN and no excess signal was found.

## 2.2. Hyper-Kamiokande

Hyper-Kamiokande will be the next generation underwater Cherenkov detector, whose operations will start in 2027 (Abe et al. 2011). While the baseline design of Hyper-K represents an improvement of the highly successful Super-K, it will be characterized by a volume that is around 8 times bigger and an improved photosensor configuration, allowing for a sensitivity that is far beyond that of its predecessor, especially for what concerns astrophysical neutrinos. To evaluate the num-

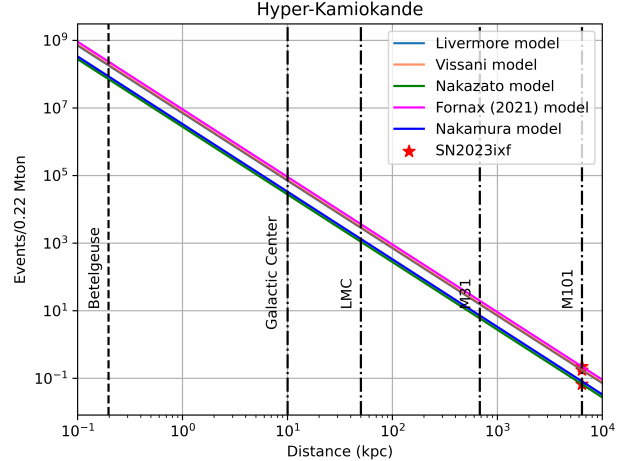
ber of neutrinos expected from SN2023ixf in Hyper-K, we assumed the same detection efficiency as in Super-K (see Fig. 1) while considering an increased volume. Hyper-K’s response to SN event based on the Livermore model has been extracted from Abe et al. (2011) (where a 0.56 Mton fiducial volume is assumed) and re-scaled it considering the current expected fiducial volume in Hyper-K (0.22 Mton) reported in Abe et al. (2021). For the Nakazato, Fornax (2021), and Vissani models we used the same tools and methodology as in the previous paragraph but scaled the results considering Hyper-K’s volume (0.22 Mton). We also adopted a fifth model for Hyper-K, based on Nakamura et al. (2016). In this model, it is considered a non-rotating solar-metallicity progenitor with a mass of  $17M_{\odot}$ , which retains its hydrogen envelope (thus a type II supernova is expected). In this case, the simulation produces neutrino emission for the first 7 s after the core bounce. Neutrino MSW mixing is considered during propagation in the star’s envelopes. Only IBD events in the range 18-30 MeV are considered for Hyper-K. Hyper-K’s response to CCSNs in nearby galaxies (few Mpc) is approximated as follows<sup>1</sup>:

$$N_{\bar{\nu}_e} \simeq 8.5 \left( \frac{D}{1Mpc} \right)^{-2} \left( \frac{M_{det}}{0.56Mton} \right) \quad (1)$$

Fig.3 shows the number of IBD events expected in Hyper-K as a function of supernova distance based only on all the models considered. We obtain a similar number of events in all cases, with values in the range  $N_{\bar{\nu}_e} = [0.07, 0.22]$ .

### 3. HIGH ENERGY NEUTRINOS FROM CHOCKED JETS

We assume for SN 2023ixf a Red Supergiant (RSG) progenitor of size  $\sim 3 \times 10^{13}$  cm (Kilpatrick et al. 2023; Jencson et al. 2023; Hosseinzadeh et al. 2023) with a density  $\rho_H \sim 10^{-7} gcm^{-3} \rho_{H,-7}$ , where  $\rho_{H,-7} = (\rho_H/10^{-7})$  (Meszaros & Waxman 2001; He et al. 2018; Guetta et al. 2020; Fasano et al. 2021). After the collapse of the core, the newborn neutron star (NS) accretes mass from the innermost stellar material and launches energetic jets that cannot break through the progenitor star due to the H/He envelopes and remaining stuck inside, then forming the so-called ”choked” jets (Piran et al. 2019; Meszaros & Waxman 2001; MacFadyen et al. 2001). A forward shock and a reverse shock (RS) are produced when the jet is propagating in the hydrogen



**Figure 3.** Number of expected IBD events in Hyper-Kamiokande as a function of distance for supernovae based on different models. The number of events is calculated considering the FV of the detector (220 kton). Black dashed lines correspond to ”typical” distances within the Milky Way and in the Local Group, up to to M101, the host galaxy of SN2023ixf.

envelope. In the region of the RS, electrons can be accelerated and emit photons that are free to move inside the jet (Senno et al. 2016), however, they cannot leave the source as the envelopes or circumstellar medium outside are largely optically thick to Thomson scattering. Due to inhomogeneities of the jet, internal shocks can be produced and dissipate a fraction of the jet kinetic energy,  $f_p$  to accelerate protons. The protons accelerated at the internal shock region can interact with the thermal photons of the RS region very efficiently since the latter are trapped inside the jet. Therefore the photo-meson interaction is very efficient, implying that the fraction of protons converted in pions, is almost 100% in this process. The pions then decay into high-energy neutrinos.

In this paper, we consider this ”choked jet” model (Senno et al. 2016; He et al. 2018; Fasano et al. 2021) to estimate the neutrino flux and spectrum from SN2023ixf. We take into account the high energy cut-off due to the photo-meson cooling of protons, and the synchrotron cooling of pions and muons.

Following (He et al. 2018; Fasano et al. 2021), we adopt a numerical simulation to calculate the neutrino spectrum distribution due to the photomeson interaction between accelerated protons and target photons. We generate a flux of accelerated protons, in the IS region, with energies from 100 GeV up to  $10^9$  GeV, according to the spectrum described by Fermi I-order acceleration process as:

<sup>1</sup> The formula is a corrected version of Eq.5 in Nakamura et al. (2016), obtained after a private communication with Ko Nakamura.

$$\frac{dN_p}{dE_p} \propto E_p^{-2} \quad (2)$$

In the RS region a fraction of energy,  $\epsilon_e \sim 0.1$ , is dissipated in accelerating electrons that lose their energy in synchrotron emission. Due to the large optical thickness, the photons generated from this process thermalize at  $T_\gamma$ :

$$kT_\gamma \sim 313eVL_{50}^{1/8} \epsilon_{e,-1}^{1/4} t_{jet,-3}^{-1/4} \rho_{H,-7}^{1/8} \quad (3)$$

where  $L$  and  $t_{jet}$  are the jet luminosity and duration. The target photon spectrum in the RS region is well represented by a blackbody distribution:

$$\frac{dN_\gamma}{dE_\gamma} = \frac{8}{19(kT_\gamma)^3} \frac{E_\gamma^2}{e^{\frac{E_\gamma}{kT_\gamma}} - 1} \quad (4)$$

where the peak energy distribution is given by Wien's displacement law:

$$E_\gamma^{max} \sim 2.82kT_\gamma \sim 881eV \quad (5)$$

The photon density follows the Planck distribution:

$$n_\gamma = \int_0^\infty \frac{dN_\gamma}{dE_\gamma} dE_\gamma \sim 16\pi\zeta(3) \left(\frac{kT_\gamma}{hc}\right)^3 \quad (6)$$

where  $\zeta(3)$  is the Riemann zeta function.

The photon density in the internal shock (IS) frame can be obtained as Fasano et al. (2021):

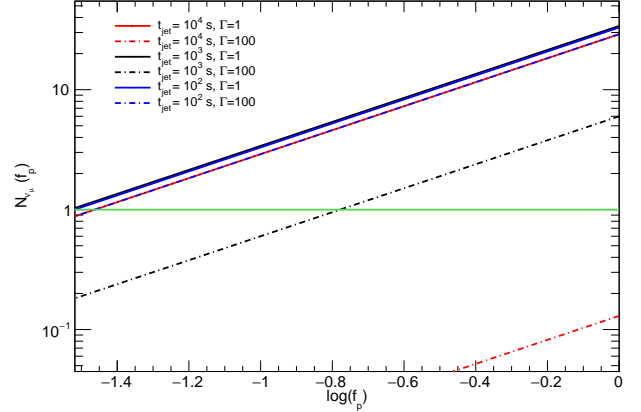
$$n_{\gamma,IS} = \Gamma n_\gamma f_{esc} \sim 1.9 \times 10^{20} cm^{-3} \Gamma_2^2 L_{50}^{-3/4} t_{jet,3}^{1/2} \rho_{H,-7}^{-1/4} \quad (7)$$

The parameters that affect the neutrino flux are the kinetic energy of the jet,  $E$ , the Lorentz factor,  $\Gamma$ , the duration of the jet,  $t_{jet}$  and consequently the luminosity of the jet,  $L = E/t_{jet}$ . We consider  $E = 10^{51}, 10^{53}$  erg, and different time durations for the jet (He et al. 2018)  $t = 100, 10^3, 10^4$  s. The velocity of the jet is an unknown parameter, it can be assumed to be not relativistic or mildly relativistic,  $\Gamma \sim 1$  (Izzo et al. 2019; Soker 2022) or relativistic  $\Gamma \sim 100$  (Fasano et al. 2021). We estimate the neutrino flux for different sets of parameters.

Accelerated protons may lose energy due to synchrotron radiation and adiabatic losses. Following Fasano et al. (2021), we compared the proton acceleration time with the photomeson loss time obtaining a cut-off energy value as:

$$E_{cut,15}^{IS} \sim 0.066 \epsilon_{b,-1}^{1/2} \epsilon_{e,-1}^{-3/4} L_{50}^{5/8} \Gamma_2^{-3} t_{jet,3}^{-1/4} \rho_{H,-7}^{1/8} \quad (8)$$

where  $\epsilon_b$  is the fraction of energy converted in the magnetic field at the shock. We assume equipartition implying  $\epsilon_b \sim 0.1$



**Figure 4.** Kinetic energy of the jet  $E = 10^{51} erg$ , the figure shows the muon and antimuon neutrino number in Icecube telescope, as a function of the baryon loading  $f_p$  for different sets of the parameters  $t_{jet} = 10^2, 10^3, 10^4$  s and  $\Gamma = 1, 100$ .

For energies  $E_p > E_{p,cut}$  the simple power law of Fermi acceleration is modified as follows:

$$\frac{dN}{dE_p} \propto E_p^{-2} e^{\frac{E_p - E_{p,cut}}{2E_{p,cut}}} \quad (9)$$

The flux of emerging neutrinos can be suppressed due to pion and muon energy losses in the dense radiation field and the jet magnetic field. We take into account these effects. The proton synchrotron losses are the ones that most affect the neutrino spectra, this effect is stronger for larger Lorentz factor.

### 3.1. Expected number of events

Integrating the flux of neutrinos expected from this model convoluted with the detector area, we estimate the neutrino number of events expected from IceCube:

$$N_{events}(\delta) = \int A_{eff}^{\nu_\mu}(E_{\nu_\mu}, \delta) \left( \frac{dN_{\nu_\mu}}{dE_{\nu_\mu} dS} \right)_{Earth} dE_{\nu_\mu} \quad (10)$$

where  $A_{eff}^{\nu_\mu}$  represents the effective area for IceCube Aartsen et al. (2014). We consider different hypotheses for the kinetic energy in the jet  $E = 10^{53}$  erg and  $E = 10^{51}$  erg, similar to the one considered by Murase et al. (2011). Fig.4 shows the neutrino number of events from SN2023ixf expected to be detected by IceCube as a function of  $f_p$  for different sets of model parameters and  $E = 10^{51}$  erg. We can see from these figures that in the case of  $f_p \sim 1$  most of the models predict  $> 10$  number of neutrino events. Only for  $\Gamma = 100$  and  $t_{jet} = 10^4$  sec the neutrino number of events is smaller than 1.

Another model for high-energy neutrinos considers a scenario in which the SN ejecta crashes into the dense

CSM shells of the external medium (Murase et al. 2011). A significant fraction of the ejecta kinetic energy is converted to the internal energy of the shocked shells. Protons can be accelerated at the shocks and interact with the protons present in the external medium. Accelerated protons are mostly confined and produce mesons via inelastic pp scattering, which leads to the production of neutrinos. Within the Murase et al. (2011) model, assuming that all the energy goes into accelerating the protons,  $\sim 50$  neutrinos with  $E > 1$  TeV are expected at the distance of SN2023ixf.

#### 4. OBSERVATIONAL PREDICTIONS AND IMPLICATIONS

In SN 1987A the neutrino burst was observed about three hours before the first (pre-discovery) electromagnetic detection. This time delay is consistent with the time taken for the SN shock break-out to emerge from the SN 1987A progenitor as a UV flash and mark the beginning of the SN explosion (Arnett 1987). Therefore we would have expected to have detected a low-energy neutrino signal from SN2023ixf within a comparable time frame. We limited our search only to anti-electron neutrinos expected to be detected via Inverse-Beta Decay in both cases. Our analysis finds values that are below the detection threshold of the current Super-K and future Hyper-K neutrino telescope consistently with the lack of detected events confirmed by Super-K Collaboration since no excess signal was found in a time window of 2 days prior to the SN event (Nakahata & Super-Kamiokande Collaboration 2023).

The high-energy neutrino flux produced in the choked jet scenario should follow the SN photon emission. The delay time between photons and neutrinos, which is dominated by the time taken by the tail of the jet to catch the head, depends: i) on the size and location of the massive H envelope, ii) the duration of the jet,  $t_{\text{jet}}$ , which can reach values up to  $10^4$  s (Boër et al. 2015); iii) the speed of the jet,  $\Gamma \sim 1$  (Izzo et al. 2019). All of this implies a delay time of several hours.

Fig. 2 shows that, for a jet kinetic energy  $\sim 10^{51}$  erg and  $f_p \sim 1$ , then  $\sim 30$  neutrinos are expected to be observed by IceCube for several jet parameters. However, (Thwaites et al. 2023) were able to determine an upper limit for IceCube neutrino detections of less than 3 events. Thus, suggesting that, if the "jet scenario" is at play, the fraction of kinetic energy converted to accelerated protons is only  $f_p < 10\%$ .

Considering the maximum number of events,  $\sim 35$ , obtained for  $f_p \sim 1$ , we can evaluate the distance  $d_{\text{max}}$  at which the source can be detected by IceCube. From

the number of events at the distance  $d_{L,1} = 6.4$  Mpc, the new number reads as:

$$N_{\text{events}}(d_{\text{max}}) = N_{\text{events}}(d_{L,1}) \frac{d_{L,1}^2}{d_{\text{max}}^2} \quad (11)$$

which implies:

$$d_{\text{max}} = \sqrt{\frac{N_{\text{events}}(d_{L,1})}{N_{\text{events}}(d_{\text{max}})}} d_{L,1} \quad (12)$$

For the set of parameters:  $E = 10^{51}$  erg,  $f_p = 1$ ,  $\Gamma = 1$ ,  $t_{\text{jet}} = 10^3$  s and  $N_{\text{events}}(d_{\text{max}}) \sim 3$ , we obtain a distance  $d_{\text{max}} \sim 22$  Mpc. This distance roughly corresponds to the "Virgo circle" within which we expect to detect about one CC-SN per year, e.g. (Cappellaro et al. 2015; Botticella et al. 2017; Burderi et al. 2020) A similar analysis carried out on the effective area of KM3NeT produced estimates of neutrino detections comparable to those obtained for IceCube.

We can use also the IceCube results to provide some constraints on the Murase et al. (2011) "delayed" model. If the high-energy neutrinos are produced during the interaction with the dense circumburst material, the spectroscopic follow-up presented by (Yamanaka et al. 2023) can help to set some interesting constraints. In the latter, authors show spectroscopic signatures of the interactions of the SN ejecta with the CSM lasting for less than 2 weeks from maximum light. Since the SN ejecta moves at a speed that is significantly smaller than that of the jet cocoon (e.g. Fig. 3 in Izzo et al. (2019)), one could infer that a burst of "delayed" high energy neutrinos might be observed within  $\sim 2$  weeks after the peak of light, or so. IceCube did not detect any neutrino from this source till now (Thwaites et al. 2023) and this fact implies that also in the Murase model, the fraction of energy that goes in accelerated protons should be smaller than 10%.

The expected number of neutrinos from nearby galaxies has been explored in many other studies (Murase 2018; Kheirandish & Murase 2022; Tsuna et al. 2023; Valtonen-Mattila & O'Sullivan 2023), that consider a model similar to the one described in Murase et al. (2011). In this paper, we have considered a model where the jet parameters like its Lorentz factor and duration can be constrained by the observations.

Murase (2018) shows that both the expected neutrino number and the optimal time window for neutrino observations depend on the type of CCSN. In our analysis, we considered SN2023ixf to be a type II-P and assumed a time window ( $< 10^4$  sec) after the SN alert.

Applying the upper limits found by IceCube to this source (Thwaites et al. 2023), we find similar results to

previous estimates on the fraction of accelerated protons  $< 10\%$ .

## 5. CONCLUSIONS

Some interesting results emerge from our analysis:

i) Fig.2 shows that low-energy neutrinos produced in a Galactic SN explosion (e.g. Betelgeuse or in the Galactic Center) can be easily detected by Super- and Hyper-Kamiokande observatories providing several  $\times 10^{5-6}$  events. The detection of MeV neutrinos is also within the capabilities of Super-K for SN explosions occurring in the LMC and M31. Detections outside the Local Group of Galaxies appear more problematic, as shown by the recent explosions of SN 2023ixf at 6.4 Mpc. For this SN, no neutrinos have been observed by the Super-K Collaboration in Nakahata & Super-Kamiokande Collaboration (2023), and we estimate  $\sim 1$  event even from Hyper-K. In other words, the bottleneck to future low-energy neutrinos detections is represented by the rate of core-collapse events expected for our Galaxy, about one event every 60 years (Cappellaro et al. 2015; Rozwadowska et al. 2021) and about 1 CC-SN in  $\sim 30$  years within the Local Group of Galaxies.

ii) A close inspection of Fig.4 finds that the lack of high-energy neutrinos detection from IceCube (Thwaites et al. 2023) can be explained in different ways: a) only a small fraction of the kinetic energy,  $f_p < 10\%$  is converted in accelerating protons at the shocks; b) if the duration of the jet is very long  $t_{\text{jet}} \sim 10^4$  sec and the Lorentz factor is rather high, i.e.  $\Gamma \sim 100$ , the protons accelerated at the shock will lose all their energy in synchrotron emission and will not interact with photons to produce neutrinos. In this case,  $f_p$  can be  $\sim 1$ ; c) the jets are not driving the explosion of SN 2023ixf. On the other hand, this SN appears to be a relatively "standard" type II core collapse event, both in terms of size and mass of the progenitor (Kilpatrick et al. 2023), and spectroscopic (Yamanaka et al. 2023) and photometric evolution (Hosseinzadeh et al. 2023). This conclusion is consistent with the results reported by Abbasi (2023) who found no significant spatial or temporal correlation of neutrinos with cataloged supernovae. In fact, their analysis found that the IIn and IIP SNe emit less than  $1.3 \times 10^{49}$  erg and  $2.4 \times 10^{48}$  erg in high-energy neutrinos. The lack of detection of high-energy neutrinos might suggest that the jet scenario might be distinctive of stripped-envelope SNe (i.e. Ic types) associated with long-duration GRBs, rather than being a mechanism common to all collapse events. Obviously, this

point will be clarified by future observations of nearby SNe.

iii) We focused our analysis assuming  $\Gamma \sim 1$  and a kinetic energy of the jet  $E \sim 10^{51}$ erg because they are values directly suggested by observations, (Izzo et al. 2019; Filippenko 1997). We have also explored more extreme cases  $\Gamma \sim 100$  and  $E \sim 10^{53}$ erg and obtained more stringent constraints on baryon loading,  $f_p < 1\%$ . Given an average rate of about one core-collapse SN per year, within the "Virgo circle", the latter assumptions may be tested within a few years from now.

## ACKNOWLEDGEMENTS

AL and MDV are grateful to Ariel University for the hospitality and pleasant atmosphere. The authors thank the referee for her/his constructive criticisms that have improved the presentation and discussion of the data.



## REFERENCES

- Aartsen, M. G., Ackermann, M., Adams, J., et al. 2014, *ApJ*, 796, 109, doi: [10.1088/0004-637X/796/2/109](https://doi.org/10.1088/0004-637X/796/2/109)
- Abbasi, R. 2023, *The Astrophysical Journal Letters*, 949, L12, doi: [10.3847/2041-8213/acd2c9](https://doi.org/10.3847/2041-8213/acd2c9)
- Abe, K., Adrich, P., Aihara, H., et al. 2011, arXiv e-prints, arXiv:1109.3262, doi: [10.48550/arXiv.1109.3262](https://doi.org/10.48550/arXiv.1109.3262)
- . 2021, *The Astrophysical Journal*, 916, doi: [10.3847/1538-4357/abf7c4](https://doi.org/10.3847/1538-4357/abf7c4)
- Abe, K., Bronner, C., Hayato, Y., et al. 2022, *Nuclear Instruments and Methods in Physics Research Section A: Accelerators, Spectrometers, Detectors and Associated Equipment*, 1027, 166248, doi: <https://doi.org/10.1016/j.nima.2021.166248>
- Albert, J., Beck, A., Beroz, F., et al. 2021, *SNOWGLOBES*, <https://github.com/SNOWGLOBES/snowglobes>
- Alexeyev, E. N., Alexeyeva, L. N., Krivosheina, I. V., & Volchenko, V. I. 1988, *Physics Letters B*, 205, 209, doi: [10.1016/0370-2693\(88\)91651-6](https://doi.org/10.1016/0370-2693(88)91651-6)
- Ando, S., Ekanger, N., Horiuchi, S., & Koshio, Y. 2023, arXiv e-prints, arXiv:2306.16076, doi: [10.48550/arXiv.2306.16076](https://doi.org/10.48550/arXiv.2306.16076)
- Arnett, W. D. 1987, *ApJ*, 319, 136, doi: [10.1086/165439](https://doi.org/10.1086/165439)
- Bahcall, J. N., & Haubold, H. J. 1990, *Astronomische Nachrichten*, 311, 421
- Baxter, A. L., BenZvi, S., Jaimes, J. C., et al. 2021, *Journal of Open Source Software*, 6, 3772, doi: [10.21105/joss.03772](https://doi.org/10.21105/joss.03772)
- Bethe, H. A., & Wilson, J. R. 1985, *Astrophys. J.*, 295, 14, doi: [10.1086/163343](https://doi.org/10.1086/163343)
- Bionta, R. M., Blewitt, G., Bratton, C. B., et al. 1987, *PhRvL*, 58, 1494, doi: [10.1103/PhysRevLett.58.1494](https://doi.org/10.1103/PhysRevLett.58.1494)
- Bisnovatyi-Kogan, G. S. 1970, *AZh*, 47, 813
- Boër, M., Gendre, B., & Stratta, G. 2015, *ApJ*, 800, 16, doi: [10.1088/0004-637X/800/1/16](https://doi.org/10.1088/0004-637X/800/1/16)
- Bostroem, K. A., Pearson, J., Shrestha, M., et al. 2023, arXiv e-prints, arXiv:2306.10119, doi: [10.48550/arXiv.2306.10119](https://doi.org/10.48550/arXiv.2306.10119)
- Botticella, M. T., Cappellaro, E., Greggio, L., et al. 2017, *A&A*, 598, A50, doi: [10.1051/0004-6361/201629432](https://doi.org/10.1051/0004-6361/201629432)
- Burderi, L., Di Salvo, T., Riggio, A., et al. 2020, in *Society of Photo-Optical Instrumentation Engineers (SPIE) Conference Series*, Vol. 11444, *Space Telescopes and Instrumentation 2020: Ultraviolet to Gamma Ray*, ed. J.-W. A. den Herder, S. Nikzad, & K. Nakazawa, 114444Y, doi: [10.1117/12.2561779](https://doi.org/10.1117/12.2561779)
- Burrows, A., & Vartanyan, D. 2021, *Nature*, 589, 29, doi: [10.1038/s41586-020-03059-w](https://doi.org/10.1038/s41586-020-03059-w)
- Cappellaro, E., Botticella, M. T., Pignata, G., et al. 2015, *A&A*, 584, A62, doi: [10.1051/0004-6361/201526712](https://doi.org/10.1051/0004-6361/201526712)
- Colgate, S. A., & McKee, C. 1969, *ApJ*, 157, 623, doi: [10.1086/150102](https://doi.org/10.1086/150102)
- Colgate, S. A., & Petschek, G. 1982, *Nature*, 296, 802, doi: none
- Colgate, S. A., & White, R. H. 1966, *ApJ*, 143, 626, doi: [10.1086/148549](https://doi.org/10.1086/148549)
- Fasano, M., Celli, S., Guetta, D., et al. 2021, *JCAP*, 2021, 044, doi: [10.1088/1475-7516/2021/09/044](https://doi.org/10.1088/1475-7516/2021/09/044)
- Filippenko, A. V. 1997, *ARA&A*, 35, 309, doi: [10.1146/annurev.astro.35.1.309](https://doi.org/10.1146/annurev.astro.35.1.309)
- Fukuda, S., Fukuda, Y., Hayakawa, T., et al. 2003, *Nuclear Instruments and Methods in Physics Research Section A: Accelerators, Spectrometers, Detectors and Associated Equipment*, 501, 418, doi: [https://doi.org/10.1016/S0168-9002\(03\)00425-X](https://doi.org/10.1016/S0168-9002(03)00425-X)
- Guetta, D., Rahin, R., Bartos, I., & Della Valle, M. 2020, *MNRAS*, 492, 843, doi: [10.1093/mnras/stz3245](https://doi.org/10.1093/mnras/stz3245)
- He, H., Kusenko, A., Nagataki, S., Fan, Y., & Wei, D. 2018, *ApJ*, 856, 10, doi: [10.3847/1538-4357/aab360](https://doi.org/10.3847/1538-4357/aab360)
- Hirata, K., Kajita, T., Koshihara, M., et al. 1987, *PhRvL*, 58, 1490, doi: [10.1103/PhysRevLett.58.1490](https://doi.org/10.1103/PhysRevLett.58.1490)
- Hjorth, J., & Bloom, J. S. 2012, in Chapter 9 in "Gamma-Ray Bursts, 169–190, doi: [10.48550/arXiv.1104.2274](https://doi.org/10.48550/arXiv.1104.2274)
- Hosseinzadeh, G., Farah, J., Shrestha, M., et al. 2023, arXiv e-prints, arXiv:2306.06097, doi: [10.48550/arXiv.2306.06097](https://doi.org/10.48550/arXiv.2306.06097)
- Ikeda, M. 2015, in *Particle and Astroparticle Physics, Gravitation and Cosmology: Predictions, Observations and New Projects- Proceedings of XXXth International Workshop on High Energy Physics*, doi: [10.1142/9631](https://doi.org/10.1142/9631)
- Izzo, L., de Ugarte Postigo, A., Maeda, K., et al. 2019, *Nature*, 565, 324, doi: [10.1038/s41586-018-0826-3](https://doi.org/10.1038/s41586-018-0826-3)
- Jacobson-Galan, W. V., Dessart, L., Margutti, R., et al. 2023, arXiv e-prints, arXiv:2306.04721, doi: [10.48550/arXiv.2306.04721](https://doi.org/10.48550/arXiv.2306.04721)
- Janka, H. T., & Mueller, E. 1996, *A&A*, 306, 167
- Jencson, J. E., Pearson, J., Beasor, E. R., et al. 2023, arXiv e-prints, arXiv:2306.08678, doi: [10.48550/arXiv.2306.08678](https://doi.org/10.48550/arXiv.2306.08678)
- Jia, J., Wang, Y., & Zhou, S. 2019, *Chinese Physics C*, 43, 095102, doi: [10.1088/1674-1137/43/9/095102](https://doi.org/10.1088/1674-1137/43/9/095102)
- Kheirandish, A., & Murase, K. 2022, arXiv e-prints, arXiv:2204.08518, doi: [10.48550/arXiv.2204.08518](https://doi.org/10.48550/arXiv.2204.08518)
- Kilpatrick, C. D., Foley, R. J., Jacobson-Galán, W. V., et al. 2023, arXiv e-prints, arXiv:2306.04722, doi: [10.48550/arXiv.2306.04722](https://doi.org/10.48550/arXiv.2306.04722)
- Kistler, M. D., Haxton, W. C., & Yüksel, H. 2013, *ApJ*, 778, 81, doi: [10.1088/0004-637X/778/1/81](https://doi.org/10.1088/0004-637X/778/1/81)

- LeBlanc, J. M., & Wilson, J. R. 1970, *ApJ*, 161, 541, doi: [10.1086/150558](https://doi.org/10.1086/150558)
- Li, H.-L., Huang, X., Li, Y.-F., Wen, L.-J., & Zhou, S. 2019, *Phys. Rev. D*, 99, 123009, doi: [10.1103/PhysRevD.99.123009](https://doi.org/10.1103/PhysRevD.99.123009)
- MacFadyen, A. I., Woosley, S. E., & Heger, A. 2001, *ApJ*, 550, 410, doi: [10.1086/319698](https://doi.org/10.1086/319698)
- Mayle, R., Wilson, J. R., & Schramm, D. N. 1987, *ApJ*, 318, 288, doi: [10.1086/165367](https://doi.org/10.1086/165367)
- Meszáros, P., & Waxman, E. 2001, *PhRvL*, 87, 17, doi: [10.1103/PhysRevLett.87.171102](https://doi.org/10.1103/PhysRevLett.87.171102)
- Murase, K. 2018, *PhRvD*, 97, 081301, doi: [10.1103/PhysRevD.97.081301](https://doi.org/10.1103/PhysRevD.97.081301)
- Murase, K., Guetta, D., & Ahlers, M. 2016, *PhRvL*, 116, 071101, doi: [10.1103/PhysRevLett.116.071101](https://doi.org/10.1103/PhysRevLett.116.071101)
- Murase, K., Thompson, T. A., Lacki, B. C., & Beacom, J. F. 2011, *PhRvD*, 84, 043003, doi: [10.1103/PhysRevD.84.043003](https://doi.org/10.1103/PhysRevD.84.043003)
- Nakahata, M., & Super-Kamiokande Collaboration. 2023, *The Astronomer's Telegram*, 16070, 1
- Nakamura, K., Horiuchi, S., Tanaka, M., et al. 2016, *Monthly Notices of the Royal Astronomical Society*, 461, 3296, doi: [10.1093/mnras/stw1453](https://doi.org/10.1093/mnras/stw1453)
- Nakar, E., & Piran, T. 2017, *ApJ*, 834, 28, doi: [10.3847/1538-4357/834/1/28](https://doi.org/10.3847/1538-4357/834/1/28)
- Nakazato, K., Sumiyoshi, K., Suzuki, H., et al. 2013, *The Astrophysical Journal Supplement Series*, 205, 2, doi: [10.1088/0067-0049/205/1/2](https://doi.org/10.1088/0067-0049/205/1/2)
- Neustadt, J. M. M., Kochanek, C. S., & Rizzo Smith, M. 2023, arXiv e-prints, arXiv:2306.06162, doi: [10.48550/arXiv.2306.06162](https://doi.org/10.48550/arXiv.2306.06162)
- Ostriker, J. P., & Gunn, J. E. 1971, *ApJL*, 164, L95, doi: [10.1086/180699](https://doi.org/10.1086/180699)
- Pan-STARRS Collaboration, Kankare, E., Huber, M., et al. 2019, *A&A*, 626, A117, doi: [10.1051/0004-6361/201935171](https://doi.org/10.1051/0004-6361/201935171)
- Perley, D. A. 2023, *Transient Name Server AstroNote*, 157, 1
- Piran, T., Nakar, E., Mazzali, P., & Pian, E. 2019, *The Astrophysical Journal*, 871, L25, doi: [10.3847/2041-8213/aaffce](https://doi.org/10.3847/2041-8213/aaffce)
- Ricciardi, G., Vignaroli, N., & Vissani, F. 2022, *J. High Energ. Phys.*, 212, doi: [https://doi.org/10.1007/JHEP08\(2022\)212](https://doi.org/10.1007/JHEP08(2022)212)
- Rozwadowska, K., Vissani, F., & Cappellaro, E. 2021, *NewA*, 83, 101498, doi: [10.1016/j.newast.2020.101498](https://doi.org/10.1016/j.newast.2020.101498)
- Senno, N., Murase, K., & Meszaros, P. 2016, *PhRvD*, 93, 8, doi: [10.1103/PhysRevD.93.083003](https://doi.org/10.1103/PhysRevD.93.083003)
- Shappee, B. J., & Stanek, K. Z. 2011, *ApJ*, 733, 124, doi: [10.1088/0004-637X/733/2/124](https://doi.org/10.1088/0004-637X/733/2/124)
- Skinner, M. A., Dolence, J. C., Burrows, A., Radice, D., & Vartanyan, D. 2019, *The Astrophysical Journal Supplement Series*, 241, 7, doi: [10.3847/1538-4365/ab007f](https://doi.org/10.3847/1538-4365/ab007f)
- Soker, N. 2022, *Research in Astronomy and Astrophysics*, 22, 122003, doi: [10.1088/1674-4527/ac9782](https://doi.org/10.1088/1674-4527/ac9782)
- Thwaites, J., Vandenbroucke, J., Santander, M., & IceCube Collaboration. 2023, *The Astronomer's Telegram*, 16043, 1
- Totani, T., Sato, K., Dalhed, H. E., & Wilson, J. R. 1998, *The Astrophysical Journal*, 496, 216, doi: [10.1086/305364](https://doi.org/10.1086/305364)
- Tsuna, D., Murase, K., & Moriya, T. J. 2023, arXiv e-prints, arXiv:2301.10667, doi: [10.48550/arXiv.2301.10667](https://doi.org/10.48550/arXiv.2301.10667)
- Valtonen-Mattila, N., & O'Sullivan, E. 2023, *ApJ*, 945, 98, doi: [10.3847/1538-4357/acb33f](https://doi.org/10.3847/1538-4357/acb33f)
- Vissani, F. 2014, *Journal of Physics G: Nuclear and Particle Physics*, 42, 013001, doi: [10.1088/0954-3899/42/1/013001](https://doi.org/10.1088/0954-3899/42/1/013001)
- Wilson, J. R., MAYLE, R., WOOSLEY, S. E., & WEAVER, T. 1986, *Annals of the New York Academy of Sciences*, 470, 267, doi: <https://doi.org/10.1111/j.1749-6632.1986.tb47980.x>
- Woosley, S. E., & Bloom, J. S. 2006, *ARA&A*, 44, 507, doi: [10.1146/annurev.astro.43.072103.150558](https://doi.org/10.1146/annurev.astro.43.072103.150558)
- Yamanaka, M., Fujii, M., & Nagayama, T. 2023, arXiv e-prints, arXiv:2306.00263, doi: [10.48550/arXiv.2306.00263](https://doi.org/10.48550/arXiv.2306.00263)