

Chiral spin liquid phase in an optical lattice at mean-field level

Jian Yang^{1,2} and Xiong-Jun Liu^{1,3,*}

¹*International Center for Quantum Materials, School of Physics, Peking University, Beijing, 100871, China*

²*Beijing National Laboratory for Condensed Matter Physics and Institute of Physics, Chinese Academy of Sciences, Beijing 100190, China*

³*Hefei National Laboratory, Hefei 230088, China*

(Dated: March 12, 2024)

We study an optical Raman square lattice with U(1) synthetic gauge flux to show chiral spin liquid (CSL) phase for cold atoms based on slave-rotor theory and spinon mean-field theory, respectively. An effective U(1) gauge flux generated by Raman potentials plays a major role in realizing the CSL phase. By using slave-rotor techniques we find CSL phase at strong on-site Fermi Hubbard interacting regime. For large interacting regime we derive an effective spin model including up to the four spin interactions. By spinon mean-field analysis it is shown that CSL phase is stabilized in the case of strong magnetic frustration. The two mean-field approximation methods give consistent phase diagrams and provide qualitative numerical evidence of the CSL phase.

I. INTRODUCTION

More than thirty years ago, Kalmeyer and Laughlin pointed out that the ground state wave function of the antiferromagnetic Heisenberg Hamiltonian in two-dimensional triangular lattice is equivalent to a fractional quantum Hall state for bosons [1]. The elementary excitations of the ground state are neutral spin- $\frac{1}{2}$ particles. They obey fractional (braiding) statistics and are called anyons. Such fractional statistics is obtained in the system where the parity and time-reversal symmetry are broken. Motivated by this argument, chiral spin liquid (CSL) state was predicted at the end of 1980s. In particular, for a Heisenberg spin Hamiltonian with both nearest neighbour and next nearest neighbour (diagonal) hopping in a two-dimensional square lattice, the CSL state is obtained and associated with the emergence of spin chirality interaction term $\mathbf{S}_i \cdot (\mathbf{S}_j \times \mathbf{S}_k)$, with which the parity and time-reversal symmetries are violated [2]. Actually, the hopping through a minimum triangular loop composed of the three lattice sites (i, j, k) leads to a θ flux phase, which ensures the appearance of the above spin chirality interaction term. Then the spin degrees of freedom will experience an effective gauge field and quantum Hall effect occurs. In this sense, the CSL state is regarded as quantum Hall effect of spin degrees of freedom, whose boundary excitation energy bands are chiral gapless [3]. The topological structures of CSL are embodied in quantized Hall conductivity, a typical topological invariant. Furthermore, the CSL state can also be induced by the Dzyaloshinskii-Moriya (DM) interaction arising from spin-orbit coupling [4]. Due to the nontrivial topology of CSL, much attention has been paid to theoretical explorations of the exotic topological phase in strong correlated systems [4–33].

Among various attempts to detect novel topological phases in experiment, the platforms of ultra-cold atoms trapped in optical lattice are very attractive since the optical lattice can simulate real crystalline structure with tunable lattice constant, potential barrier height, and on-site interaction that can be controlled by changing the optical lattice depths or magnetic Feshbach resonance. The strong correlated systems in condensed matter physics can be studied via quantum simulation of strong correlated states with ultra-cold atoms [34–44].

In recent years, the optical Raman lattice schemes [45, 46] have been proposed in theory and widely studied in experiment to generate synthetic gauge fields for cold atoms such that some novel topological phases can be detected. One approach is to adopt Raman couplings to create spin-orbit (SO) interactions [47–59] of various types for ultra-cold atoms. Another is to use optical Raman lattice without spin-flip hopping between nearest and next nearest neighbour sites. When hopping along a closed path in the lattice, the accumulated non-trivial phase is equivalent to an effective Aharonov-Bohm phase [21, 60–65]. In comparison with the spin-flipped optical Raman lattices, the latter scheme can be achieved with far-off-resonant light, without suffering the spontaneous emission due to near resonant lights. The CSL phase was shown in the experimental setup with U(1) synthetic gauge flux [18]. A double-well square lattice and periodic Raman couplings can be generated by two incident plane-wave laser beams. The nearest neighbour spin-conserved hopping creates a nonzero phase. In the single particle regime this model realizes a quantum anomalous Hall (QAH) insulator (Chern insulator) [66] with a large gap-bandwidth ratio in the bulk and chiral gapless states in the edge [67]. While for large Fermi Hubbard interactions it achieves an effective spin model containing spin chirality interaction term $\mathbf{S}_i \cdot (\mathbf{S}_j \times \mathbf{S}_k)$. At mean-field approximation, the CSL phase appears by tuning parameters.

Slave-rotor formalism is a consistent framework to study correlated Fermi systems at strong interactions.

*Electronic address: xiongjunliu@pku.edu.cn

The essence of this formalism is to interpret the physical variable associated with Mott transition as a quantum slave-rotor field dual to the local charge. The Mott insulator phase transition has been studied by applying the slave-rotor approach in correlated electron systems [9, 15, 68–79]. In particular, the CSL phase was found at strong Hubbard interactions in honeycomb lattice [9, 20] via the slave-rotor approach. Moreover, this approach has been used to determine CSL phase in the platform of fermionic alkaline-earth-metal atoms trapped in an optical square lattice at $SU(N)$ Hubbard interactions [16].

In this paper, we systematically study the CSL phase in an improved optical Raman square lattice with $U(1)$ synthetic gauge flux based on a scheme introduced in [51]. Compared with original optical Raman lattice setup [18] which has a triangular loop to ensure generation of standing waves for the in-plane and out-of-plane polarization components, the improved setup has greater advantages on controllability and stability, and can be well suitable for red- and blue-detuned optical lattices, so it is of high feasibility in experiment. Firstly, we apply slave-rotor mean-field approach for the Fermi Hubbard model and determine the existence of CSL. Charge and spin degrees of freedom are separated in this coupling regime, where charge degrees of freedom are in the Mott insulator state, but spin degrees of freedom form QAH state without long-range spin order, implying a CSL phase obtained.

On the other hand, for large Hubbard interactions, in addition to the third order correction term (spin chirality interaction term) in the effective spin model, we investigate the effect of fourth order couplings (four spin interaction terms). Among all the four spin interaction terms, an important term with four spins located at the four lattice sites of a minimum square plaquette are expected to have qualitative effect on the CSL phase. Because of the π flux phase through hopping around the minimum square plaquette, the interesting results are obtained. We show that more consistent CSL phase diagram is obtained when relevant four-spin interactions are taken into account in the effective spin model.

The paper is organized as follows. In section II, we review some basic properties of improved optical Raman lattice and introduce the Fermi Hubbard interaction. It can be shown that there is a topological phase transition between a normal insulator and a QAH insulator by adjusting parameters in single-particle spectra. In section III the basic idea of slave-rotor theory [69, 80–82] is presented. Then in sections IV and V we apply the slave-rotor approach to solve the self-consistent equations at the boundary of CSL phase. Then the global phase diagram of CSL is shown in section VI. At the same time we study the CSL phase in effective spin model by spinon mean-field calculation in section VII. Section VIII is devoted to the conclusion and discussion. Throughout the paper we consider half-filled case at zero temperature ($T = 0$).

II. TIGHT-BINDING MODEL AND GENERAL CONSIDERATIONS

We begin with the anisotropic two-dimensional (2D) optical square lattice in Fig.1 which is realized by the experimental setup depicted in Ref. [51]. Here an incident plane-wave laser beam \mathbf{E}_x from x direction with frequency ω_x has nonzero \hat{y} and \hat{z} linearly polarized components, while an incident plane-wave laser beam \mathbf{E}_y from y direction with frequency ω_y has nonzero \hat{x} and \hat{z} linearly polarized components. Two $\frac{1}{4}$ -wave plates are placed in the path from mirror M_1 to lattice center and the path from mirror M_2 to lattice center, respectively, in Fig.1(a), which lead to additional $\frac{\pi}{2}$ -phase shift for the \hat{z} polarized component. \mathbf{E}_x and \mathbf{E}_y generate the standing waves as

$$\mathbf{E}_x = \hat{y}E_{xy}e^{i\phi_{xy}}\cos(k_0x) + i\hat{z}E_{xz}e^{i\phi_{xz}}\sin(k_0x), \quad (1)$$

$$\mathbf{E}_y = \hat{x}E_{yx}e^{i\phi_{yx}}\cos(k_0y) + i\hat{z}E_{yz}e^{i\phi_{yz}}\sin(k_0y), \quad (2)$$

where ϕ_{xy}/ϕ_{xz} is the initial phase of E_{xy}/E_{xz} polarization component, ϕ_{yx}/ϕ_{yz} is the initial phase of E_{yx}/E_{yz} polarization component, $k_0 = \frac{\omega_x}{c} \approx \frac{\omega_y}{c}$, $E_{\mu\nu}$ ($\mu, \nu = x, y, z$) is the amplitude of standing wave from μ direction with ν polarized components. The optical square lattice potential can be formed:

$$V_{\text{sq}}(x, y) = V_{0x}\cos^2(k_0x) + V_{0y}\cos^2(k_0y), \quad (3)$$

where the amplitudes $V_{0x} \propto \frac{E_{xy}^2 - E_{xz}^2}{\Delta}$ and $V_{0y} \propto \frac{E_{yx}^2 - E_{yz}^2}{\Delta}$ with red or blue detuning Δ .

Two Raman couplings are also induced by \mathbf{E}_x and \mathbf{E}_y , and the Raman potentials take the forms [51]

$$V_{R_x} = V_{R_{10}}\cos(k_0x)e^{-i\phi_{xy}}\sin(k_0y)e^{i\phi_{yz}}, \quad (4)$$

$$V_{R_y} = V_{R_{20}}\sin(k_0x)e^{-i\phi_{xz}}\cos(k_0y)e^{i\phi_{yx}}, \quad (5)$$

with the amplitudes

$$V_{R_{10}} \propto E_{xy}E_{yz}, V_{R_{20}} \propto E_{yx}E_{xz}. \quad (6)$$

Thus, the anisotropic 2D optical Raman square lattice can be realized with a staggered energy offset between A and B sublattices in Fig.1(b). Since E_{xy} and E_{xz} come from the same incident laser beam, we can set that $\phi_{xy} = \phi_{xz} \equiv \phi_y$. Similarly, $\phi_{yx} = \phi_{yz} \equiv \phi_x$. As can be seen below that a finite magnitude of $\phi_x - \phi_y$ controllable in experiment, results in a nonzero staggered flux pattern for the square lattice in Fig.1(b).

Here we consider only the s -orbital wave functions $\psi_{\mu,s}^{(\vec{j})}(\mathbf{r})$ at sublattice A ($\mu = a$) and B ($\mu = b$), which are of even parity. From Raman potentials V_{R_x, R_y} in Eqs.(4) and (5), the Raman potentials are parity odd relative to each lattice-site center. Due to these symmetry properties, for the s -orbital bands,

(i) The Raman potentials V_{R_x, R_y} can induce the hopping between nearest neighbour A and B sublattices, but can not induce next nearest neighbour (AA/BB) hopping.

(ii) The Raman potential V_{Rx} (V_{Ry}) leads to the hopping along x (y) direction, which is accompanied by a phase $\phi_{y/x}$ ($-\phi_{y/x}$), when the hopping is toward (away from) B sites. In experiment, we can readily set that $\phi_x - \phi_y = 2\phi_0$, which is equivalent to $\phi_x = -\phi_y = \phi_0$, so the hopping along a closed paths described by arrows in Fig.1(b) acquires a phase $4\phi_0$, which is equivalent to an effective Aharonov-Bohm phase. This leads to a uniform U(1) gauge field with magnetic flux through each plaquette being $4\phi_0$ but with alternating sign along x and y axis, thus a staggered flux configuration with the flux $|\Phi| = 4\phi_0$ in each square plaquette [60].

(iii) Owing to the odd parity of Raman potentials $V_{Rx, Ry}$, the hopping from one site to its leftward (upward) neighboring site has an additional minus sign relative to the hopping to its rightward (downward) neighboring site.

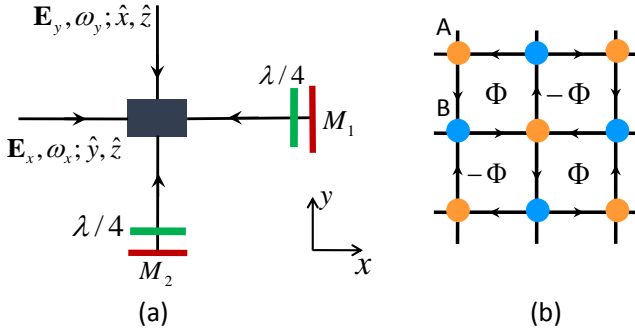


FIG. 1: (Color online) (a) An incident plane-wave laser beam propagating along x direction with frequency ω_x has nonzero \hat{y} and \hat{z} linear polarization components, and an incident plane-wave laser beam propagating along y direction with frequency ω_y has nonzero \hat{x} and \hat{z} linear polarization components. With the two $\frac{1}{4}$ -wave plates and reflections by two mirrors $M_{1,2}$, two Raman potentials can be generated. (b) The optical Raman square lattice has an energy offset between A and B sublattices, and the nearest neighbour hopping caused by Raman potentials V_{Rx} and V_{Ry} . The Raman transitions also generate a staggered flux pattern for the nearest-neighbour hopping.

With the above properties, we can obtain the s -band tight-binding Hamiltonian

$$\begin{aligned}
 H = & - \sum_{\langle ij \rangle} (t_{ij} e^{i\phi_{ij}} \hat{c}_{b,i}^\dagger \hat{c}_{a,j} + \text{H.c.}) \\
 & - \sum_{\langle\langle ij \rangle\rangle} \sum_{\mu=a,b} t'_{\mu,ij} \hat{c}_{\mu,i}^\dagger \hat{c}_{\mu,j} \\
 & + m_z \sum_i (\hat{c}_{a,i}^\dagger \hat{c}_{a,i} - \hat{c}_{b,i}^\dagger \hat{c}_{b,i}). \quad (7)
 \end{aligned}$$

Here $\hat{c}_{\mu,i}$ is the fermionic annihilation operator on sublattice A (for $\mu = a$) and B (for $\mu = b$). The nearest neighbour vectors $\delta_1(-\delta_3) = (a, 0)$, $\delta_2(-\delta_4) = (0, a)$ and the next nearest neighbour vectors $\delta'_1(-\delta'_3) = (a, a)$, $\delta'_2(-\delta'_4) = (-a, a)$ are shown in Fig.2, with a the lattice constant. $\langle ij \rangle$ and $\langle\langle ij \rangle\rangle$ denote nearest neighbour

and next nearest neighbour sites, respectively. The nearest neighbor and diagonal hopping coefficients (excluding the hopping phases), t_{ij} and $t'_{\mu,ij}$ can be calculated like in Refs.[18, 47, 51]:

$$\begin{aligned}
 t_{i,i\pm 1_x} = & V_{R_{10}} \int d^2\mathbf{r} \psi_{b,s}^{(i_x, i_y)}(\mathbf{r}) \cdot \\
 & \cos(k_0 x) \sin(k_0 y) \psi_{a,s}^{(i_x \pm 1, i_y)}(\mathbf{r}), \quad (8)
 \end{aligned}$$

$$\begin{aligned}
 t_{i,i\pm 1_y} = & V_{R_{20}} \int d^2\mathbf{r} \psi_{b,s}^{(i_x, i_y)}(\mathbf{r}) \cdot \\
 & \cos(k_0 y) \sin(k_0 x) \psi_{a,s}^{(i_x, i_y \pm 1)}(\mathbf{r}), \quad (9)
 \end{aligned}$$

$$t'_{\mu,ij} = \int d^2\mathbf{r} \psi_{\mu,s}^{(i_x, i_y)}(\mathbf{r}) \left[\frac{\mathbf{p}^2}{2m} + V_{\text{sq}}(\mathbf{r}) \right] \psi_{\mu,s}^{(i_x \pm 1, i_y \pm 1)}(\mathbf{r}), \quad (10)$$

where \mathbf{p} is momentum of atom and m is atom mass. It can be verified that

$$t_{i,i\pm 1_x} = \pm(-1)^{i_x} t_0, t_{i,i\pm 1_y} = \mp(-1)^{i_x} t_0, t'_{\mu,ij} = t'_\mu, \quad (11)$$

with $t_0 = V_{R_{10}} \int d^2\mathbf{r} \psi_{b,s}^{(0,0)}(\mathbf{r}) \cos(k_0 x) \sin(k_0 y) \psi_{a,s}^{(1,0)}(\mathbf{r})$ and $t'_\mu = \int d^2\mathbf{r} \psi_{\mu,s}^{(0,0)}(\mathbf{r}) \left[\frac{\mathbf{p}^2}{2m} + V_{\text{sq}}(\mathbf{r}) \right] \psi_{\mu,s}^{(1,1)}(\mathbf{r})$ ($\mu = a, b$). The staggered sign $(-1)^{i_x}$ can be absorbed by transforming sublattice B annihilation operator $\hat{c}_{b,j}$ into $e^{i\pi \frac{x_j}{a}} \hat{c}_{b,j}$. In terms of the new operator, the diagonal hopping coefficient t'_b acquires an additional minus sign $-t'_b$. The hopping phase $\phi_{ij} = \nu_{ij} \phi_0$ with $\nu_{ij} = 1$ (-1) for hopping along (opposite to) the marked direction in Fig.1(b), and m_z is the Zeeman term. Since $\psi_{a,s}$ and $\psi_{b,s}$ have the same spatial distribution, we may set $t'_a \approx t'_b$.

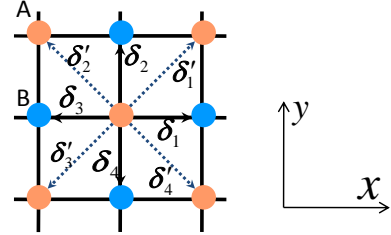


FIG. 2: (Color online) 2D optical Raman lattice divided into two sublattices A and B. The four nearest neighbour vectors δ_i ($i = 1, 2, 3, 4$) are connecting the two sublattices (solid arrows), and the four next nearest neighbour vectors δ'_i ($i = 1, 2, 3, 4$) are also shown (dashed arrows).

In order to diagonalize the Hamiltonian (7) we transform it into momentum space via

$$\hat{c}_{a,b}(\mathbf{r}_i) = \frac{1}{\sqrt{N}} \sum_{\mathbf{k}} e^{i\mathbf{k} \cdot \mathbf{r}_i} \hat{c}_{a,b}(\mathbf{k}), \quad (12)$$

here N is the number of unit cells, the sum over \mathbf{k} is on the first Brillouin zone (FBZ). We get Hamiltonian in matrix form $H = \sum_{\mathbf{k}} \hat{C}^\dagger(\mathbf{k}) \mathcal{H}(\mathbf{k}) \hat{C}(\mathbf{k})$ with $\hat{C}(\mathbf{k}) = (\hat{c}_a(\mathbf{k}), \hat{c}_b(\mathbf{k}))^T$ and

$$\mathcal{H}(\mathbf{k}) = d_x(\mathbf{k}) \sigma_x + d_y(\mathbf{k}) \sigma_y + d_z(\mathbf{k}) \sigma_z, \quad (13)$$

with the coefficients

$$d_x = -2t_0 \sin \phi_0 (\sin k_x a + \sin k_y a), \quad (14)$$

$$d_y = -2t_0 \cos \phi_0 (\sin k_x a - \sin k_y a), \quad (15)$$

$$d_z = m_z - 2(t'_a + t'_b) \cos(k_x a) \cos(k_y a), \quad (16)$$

where $\sigma_{x,y,z}$ are three Pauli matrices for sublattices. It is clear that as long as $\phi_0 \neq n\pi$ with $n \in \mathbb{Z}$, the time-reversal symmetry of system is broken, thus it can give rise to QAH effect.

Based on the band structure one can manifest QAH effect. The Hamiltonian has two energy bands given by $\mp \varepsilon = \mp \sqrt{d_x^2 + d_y^2 + d_z^2}$. Their corresponding eigenstates are (up to an arbitrary phase):

$$|u_-\rangle = \begin{pmatrix} \alpha_- \\ \beta_- \end{pmatrix} = \begin{pmatrix} \sin \frac{\theta}{2} e^{-i\varphi} \\ -\cos \frac{\theta}{2} \end{pmatrix}, \quad (17)$$

$$|u_+\rangle = \begin{pmatrix} \alpha_+ \\ \beta_+ \end{pmatrix} = \begin{pmatrix} \cos \frac{\theta}{2} e^{-i\varphi} \\ \sin \frac{\theta}{2} \end{pmatrix}, \quad (18)$$

where the mixing angles are defined by $\tan \theta = \frac{\sqrt{d_x^2 + d_y^2}}{d_z}$, $\tan \varphi = \frac{d_y}{d_x}$. Now the Hamiltonian (7) can be diagonalized:

$$\begin{aligned} H &= \sum_{\mathbf{k}} (\hat{c}_a^\dagger(\mathbf{k}), \hat{c}_b^\dagger(\mathbf{k})) \mathcal{H}(\mathbf{k}) \begin{pmatrix} \hat{c}_a(\mathbf{k}) \\ \hat{c}_b(\mathbf{k}) \end{pmatrix} \\ &= \sum_{\mathbf{k}} (\hat{l}_{\mathbf{k}}^\dagger, \hat{u}_{\mathbf{k}}^\dagger) \begin{pmatrix} -\varepsilon & 0 \\ 0 & \varepsilon \end{pmatrix} \begin{pmatrix} \hat{l}_{\mathbf{k}} \\ \hat{u}_{\mathbf{k}} \end{pmatrix}, \end{aligned} \quad (19)$$

here the new set of operators $\hat{l}_{\mathbf{k}}$ and $\hat{u}_{\mathbf{k}}$ associated with lower and upper bands are introduced.

To evaluate the gap, we find if m_z is tuned from $m_z > 2(t'_a + t'_b)$ to $m_z = 2(t'_a + t'_b)$, the band gap is closed at Dirac point $\mathbf{k} = (0, 0)$, and further tuning it from $m_z = 2(t'_a + t'_b)$ to $m_z < 2(t'_a + t'_b)$, the gap is reopened. Similarly, adjusting m_z from $m_z < -2(t'_a + t'_b)$ to $m_z > -2(t'_a + t'_b)$, the gap is closed and then reopened at Dirac point $\mathbf{k} = (0, \frac{\pi}{a})$.

If the Fermi energy (chemical potential) lies in the gap, only the lower band is occupied, we may use the eigenstate $|u_-\rangle$ to calculate the anomalous Hall conductivity (AHC), which reads:

$$\sigma_{xy}^H = \frac{1}{h} \int_{\text{FBZ}} dk_x dk_y \frac{\mathbf{n} \cdot (\partial_{k_x} \mathbf{n} \times \partial_{k_y} \mathbf{n})}{4\pi} = \frac{C_1}{h}, \quad (20)$$

where $\mathbf{n} = (d_x, d_y, d_z) / (d_x^2 + d_y^2 + d_z^2)^{1/2}$. C_1 is the first Chern number, a quantized topological invariant [83, 84] defined on the FBZ. By derivation one can show

$$\begin{aligned} C_1 &= +1, \text{ for } 0 < \phi_0 < \frac{\pi}{2}, |m_z| < 2(t'_a + t'_b), \\ C_1 &= -1, \text{ for } \frac{\pi}{2} < \phi_0 < \pi, |m_z| < 2(t'_a + t'_b), \\ C_1 &= 0, \text{ for } \phi_0 = \frac{n\pi}{2} (n \in \mathbb{Z}) \text{ or } |m_z| > 2(t'_a + t'_b). \end{aligned} \quad (21)$$

It indicates that topological phase (QAH insulator) exists only when $|m_z| < 2(t'_a + t'_b)$ and $\phi_0 \neq \frac{n\pi}{2} (n \in \mathbb{Z})$. which has gapped bulk states [18] but supports gapless edge states on the boundaries of the system [67].

Next we will take into account a spin- $\frac{1}{2}$ two-copy version of QAH model. The two copies can be obtained from two subspaces Γ_1 and Γ_2 of a system. Γ_1 subspace is described by a Hamiltonian corresponding to spin-up state:

$$H_{\Gamma_1} = \sum_{\mathbf{k}} (\hat{c}_{a\uparrow}^\dagger(\mathbf{k}), \hat{c}_{b\uparrow}^\dagger(\mathbf{k})) \mathcal{H}(\mathbf{k}) \begin{pmatrix} \hat{c}_{a\uparrow}(\mathbf{k}) \\ \hat{c}_{b\uparrow}(\mathbf{k}) \end{pmatrix}, \quad (22)$$

and Γ_2 subspace is described by a Hamiltonian corresponding to spin-down state:

$$H_{\Gamma_2} = \sum_{\mathbf{k}} (\hat{c}_{a\downarrow}^\dagger(\mathbf{k}), \hat{c}_{b\downarrow}^\dagger(\mathbf{k})) \mathcal{H}(\mathbf{k}) \begin{pmatrix} \hat{c}_{a\downarrow}(\mathbf{k}) \\ \hat{c}_{b\downarrow}(\mathbf{k}) \end{pmatrix}, \quad (23)$$

here in Eqs.(22) and (23), $\mathcal{H}(\mathbf{k})$ is given by Eq.(13). When Fermi energy is inside the gap and both Γ_1 and Γ_2 subsystems are half filled, each subspace forms a QAH insulator with the same Chern number. Since Γ_1 and Γ_2 subspaces decouple, we have the total Hamiltonian: $H = \sum_{\mathbf{k}} \hat{\mathcal{C}}^\dagger(\mathbf{k}) \mathcal{H}(\mathbf{k}) \hat{\mathcal{C}}(\mathbf{k})$ with $\hat{\mathcal{C}}(\mathbf{k}) = (\hat{c}_{a\uparrow}(\mathbf{k}), \hat{c}_{b\uparrow}(\mathbf{k}), \hat{c}_{a\downarrow}(\mathbf{k}), \hat{c}_{b\downarrow}(\mathbf{k}))^T$ and

$$\mathcal{H}(\mathbf{k}) = \sum_{\alpha=x,y,z} d_\alpha(\mathbf{k}) I \otimes \sigma_\alpha. \quad (24)$$

The main task of this paper is to investigate the effect of a repulsive Fermi Hubbard interaction on the above spin- $\frac{1}{2}$ two-copy version of QAH model. The Hubbard term can be written as:

$$H_I = U \sum_i n_{i\uparrow} n_{i\downarrow}, \quad (25)$$

where U is the strength of Hubbard interaction. In the case of half filling we may rewrite the Hubbard interaction as

$$H_I = \frac{U}{2} \sum_i \left(\sum_\sigma n_{i\sigma} - 1 \right)^2. \quad (26)$$

This formulation often appears in the slave-rotor theory. In what follows, we set lattice constant $a = 1$, next nearest neighbour hopping coefficients $t'_a = t'_b = t_1$ and the Zeeman term $m_z = \omega_x - \omega_y = 0$ for resonant Raman process.

III. SLAVE-ROTOR MEAN-FIELD FORMALISM

Now we give the general idea of slave-rotor approach. According to Ref. [69, 80–82], the original fermion operator $\hat{c}_{i\sigma}$ will be rewritten by a product of a spin- $\frac{1}{2}$ spinon (auxiliary fermion) operator $\hat{f}_{i\sigma}$ and a charged rotor $e^{i\theta_i}$,

$$\hat{c}_{i\sigma} = e^{i\theta_i} \hat{f}_{i\sigma}. \quad (27)$$

Based on this representation, the phase variable θ_i is conjugate to the total charge. In terms of the new variable, the quartic Hubbard interaction term (26) between the fermions is expressed by a simple kinetic term \hat{L}_i^2 , where the angular momentum operator $\hat{L}_i \propto i\partial_{\theta_i}$ is a conjugate momentum of a quantum O(2) rotor field θ_i . State vectors in the new Hilbert space take the form $|\Psi\rangle = |\Psi_f\rangle|\Psi_\theta\rangle$. The new rotor-spinon Hilbert space is enlarged compared to the original one since there exist unphysical states. To eliminate these unphysical states we have to impose a constraint about operators,

$$\sum_{\sigma} \hat{f}_{i\sigma}^{\dagger} \hat{f}_{i\sigma} + \hat{L}_i = 1. \quad (28)$$

The hopping terms of Hamiltonian are rewritten as

$$H = - \sum_{\langle ij \rangle \sigma} t_{ij} e^{i\phi_{ij}} \hat{f}_{i\sigma}^{\dagger} \hat{f}_{j\sigma} e^{-i\theta_{ij}} - \sum_{\langle\langle ij \rangle\rangle} \sum_{\sigma} t_1 \hat{f}_{i\sigma}^{\dagger} \hat{f}_{j\sigma} e^{-i\theta_{ij}}, \quad (29)$$

where $\theta_{ij} \equiv \theta_i - \theta_j$. Moreover, we replace the phase field $e^{i\theta_i}$ representing the O(2) degree of freedom by a complex bosonic field $X_i(\tau)$ which is constrained by

$$|X_i(\tau)|^2 = 1, \quad (30)$$

here the imaginary time $\tau = it$.

The above mean-field formalism can be used to treat strong correlated fermionic systems, where the bosonic field $X_i(\tau)$ is related to Mott transition.

IV. TRANSITION FROM QAH STATE TO CSL

In this section we use the slave-rotor mean-field formalism to determine the phase boundary between QAH state and CSL. In QAH state, the rotor is condensed and the original fermion operator $\hat{c}_{i\sigma}$ is proportional to the spinon operator $\hat{f}_{i\sigma}$. In other words, the degrees of freedom of rotor and spinon are not separated. The whole system is a QAH insulator. While in the CSL state, the charge degrees of freedom form a Mott insulator state, but the spinon is described by a Hamiltonian which is very similar to the Hamiltonian (24) of the spin- $\frac{1}{2}$ two-copy version of QAH model. In this respect the rotor undergoes a phase transition from superfluid to Mott insulator. Furthermore, no symmetry breaking orders (such as magnetic orders) appear in the CSL state.

The Hubbard interaction term (26) is rewritten in terms of the new variables $e^{i\theta_i}$ and $\hat{f}_{i\sigma}$ as

$$H_I = \frac{U}{2} \sum_i \left(\sum_{\sigma} n_{i\sigma} - 1 \right)^2 = \frac{U}{2} \sum_i \hat{L}_i^2, \quad (31)$$

where we use the constraint (28) and $n_{i\sigma} = \hat{f}_{i\sigma}^{\dagger} \hat{f}_{i\sigma}$.

The slave-rotor Hamiltonian reads

$$H = - \sum_{\langle ij \rangle \sigma} t_{ij} e^{i\phi_{ij}} \hat{f}_{i\sigma}^{\dagger} \hat{f}_{j\sigma} e^{-i\theta_{ij}} - \sum_{\langle\langle ij \rangle\rangle} \sum_{\sigma} t_1 \hat{f}_{i\sigma}^{\dagger} \hat{f}_{j\sigma} e^{-i\theta_{ij}} - \mu \sum_{i,\sigma} \hat{f}_{i\sigma}^{\dagger} \hat{f}_{i\sigma} + \frac{U}{2} \sum_i \hat{L}_i^2. \quad (32)$$

where μ is chemical potential. Then the mean-field decomposed action is

$$S_0 = \int_0^{\beta} d\tau \left[\sum_{i\sigma} \hat{f}_{i\sigma}^{\dagger} (\partial_{\tau} - \mu + h_i) \hat{f}_{i\sigma} + \sum_i \rho_i |X_i|^2 + \frac{1}{2U} \sum_i [(i\partial_{\tau} + ih_i) X_i^*][(-i\partial_{\tau} + ih_i) X_i] + \sum_i \left(-h_i + \frac{h_i^2}{2U} \right) + H_X + H'_X + H_f + H'_f \right], \quad (33)$$

here $\beta = \frac{1}{k_B T} = \frac{\tau}{\hbar}$. We have to fulfill the constraints (28) and (30) with the Lagrange multipliers h_i and ρ_i , respectively. In calculation, (28) and (30) are treated on average [69, 81, 82], $\sum_{\sigma} \langle \hat{f}_{i\sigma}^{\dagger} \hat{f}_{i\sigma} \rangle + \langle \hat{L}_i \rangle = 1$, $\langle |X_i(\tau)|^2 \rangle = 1$, so the Lagrange multipliers $h_i \equiv h$ and $\rho_i \equiv \rho$ are not local site-dependent.

Since it contains A, B sublattices, the effective Hamiltonians for rotor and spinon parts are

$$H_X = -Q_X \sum_{\langle ij \rangle} X_i^{b*} X_j^a + \text{c.c.}, \quad (34)$$

$$H_f = -Q_f \sum_{\langle ij \rangle \sigma} t_{ij} e^{i\phi_{ij}} \hat{f}_{i\sigma}^{\dagger} \hat{f}_{j\sigma} + \text{H.c.}, \quad (35)$$

$$H'_X = -Q'_X \sum_{\langle\langle ij \rangle\rangle} X_i^* X_j, \quad (36)$$

$$H'_f = -Q'_f \sum_{\langle\langle ij \rangle\rangle} \sum_{\sigma} t_1 \hat{f}_{i\sigma}^{\dagger} \hat{f}_{j\sigma}. \quad (37)$$

The mean-field parameters associated with the decomposition are given by

$$Q_X = \langle \sum_{\sigma} t_{ij} e^{i\phi_{ij}} \hat{f}_{i\sigma}^{b\dagger} \hat{f}_{j\sigma}^a \rangle, \quad (38)$$

$$Q_f = \langle X_i^* X_j \rangle, \quad (39)$$

for the nearest neighbour hopping and

$$Q'_X = \langle \sum_{\sigma} t_1 \hat{f}_{i\sigma}^{\dagger} \hat{f}_{j\sigma} \rangle, \quad (40)$$

$$Q'_f = \langle X_i^* X_j \rangle \quad (41)$$

for the next nearest neighbour hopping. Note that we consider only the half filled case which allowed us to set $\mu = h = 0$.

For the spinon Hamiltonian,

$$\begin{aligned} & H_f + H'_f \\ &= \sum_{\mathbf{k}} \Phi_{\mathbf{k}}^\dagger I \otimes (Q_f d_x \sigma_x + Q_f d_y \sigma_y + Q'_f d_z \sigma_z) \Phi_{\mathbf{k}} \\ &= \sum_{\mathbf{k}\sigma} (-\Sigma_{\mathbf{k}} f_{\mathbf{k}\sigma}^{l\dagger} f_{\mathbf{k}\sigma}^l + \Sigma_{\mathbf{k}} f_{\mathbf{k}\sigma}^{u\dagger} f_{\mathbf{k}\sigma}^u), \end{aligned} \quad (42)$$

here $\Phi_{\mathbf{k}}^\dagger = (f_{\mathbf{k}\uparrow}^{a\dagger}, f_{\mathbf{k}\uparrow}^{b\dagger}, f_{\mathbf{k}\downarrow}^{a\dagger}, f_{\mathbf{k}\downarrow}^{b\dagger})$. Thus, we obtain the renormalized spinon band structure

$$\Sigma_{\mathbf{k}} = \sqrt{Q_f^2(d_x^2 + d_y^2) + (Q'_f d_z)^2}, \quad (43)$$

which is very similar to that of spin- $\frac{1}{2}$ two-copy version of QAH model.

For the rotor Hamiltonian,

$$H_X = Q_X \sum_{\mathbf{k}} [-|g_1| X_{\mathbf{k}}^{l*} X_{\mathbf{k}}^l + |g_1| X_{\mathbf{k}}^{u*} X_{\mathbf{k}}^u], \quad (44)$$

$$H'_X = -Q'_X \sum_{\mathbf{k}} g_2(\mathbf{k})(X_{\mathbf{k}}^{l*} X_{\mathbf{k}}^l + X_{\mathbf{k}}^{u*} X_{\mathbf{k}}^u), \quad (45)$$

the Green function for the X fields is written as

$$G_X = \frac{1}{\frac{\nu_n^2}{2U} + \rho + \xi_{\mathbf{k}}}, \quad (46)$$

here we ignore the upper band of rotor and consider only the lower band

$$\xi_{\mathbf{k}} = -Q_X |g_1(\mathbf{k})| - Q'_X g_2(\mathbf{k}), \quad (47)$$

with $g_1(\mathbf{k}) = \sum_{i=1}^4 e^{-i\mathbf{k}\cdot\delta_i}$, $g_2(\mathbf{k}) = \sum_{i=1}^4 e^{-i\mathbf{k}\cdot\delta'_i}$, and bosonic Matsubara frequency ν_n .

To treat the constraint (30) on average, we find a self-consistent equation:

$$\begin{aligned} 1 &= \frac{1}{N} \sum_{\mathbf{k}} \frac{1}{\beta} \sum_n G_X(\mathbf{k}, \nu_n) \\ &= \frac{\sqrt{2U}}{N} \sum_{\mathbf{k}} \frac{1}{\sqrt{\Delta_X^2 + 4U[\xi_{\mathbf{k}} - \min(\xi_{\mathbf{k}})]}} \end{aligned} \quad (48)$$

by introducing the insulating gap of rotor

$$\Delta_X = 2\sqrt{U[\rho + \min(\xi_{\mathbf{k}})]}. \quad (49)$$

If the phase transition from the Mott insulator to the superfluid of the rotor takes place, the rotor gap Δ_X must close. It indicates that

$$U_{c_1}(t_1) = \frac{1}{2} \left[\frac{1}{2N} \sum_{\mathbf{k}'} \frac{1}{\sqrt{\xi_{\mathbf{k}} - \min(\xi_{\mathbf{k}})}} \right]^{-2}, \quad (50)$$

which defines the critical interaction strength of Mott insulator, i.e when $U \leq U_{c_1}$, $\Delta_X = 0$; $U > U_{c_1}$, $\Delta_X > 0$.

After some detailed calculation (see appendix A), we may solve the mean-field equations corresponding to (38),

(39), (40), (41) and (50) self-consistently along the phase boundary U_{c_1} . The mean-field parameters (Q_X , Q'_X , Q_f^c , $Q_f'^c$) as functions of next nearest neighbour hopping coefficient t_1 are plotted in Fig.3. Here the hopping phase $\phi_0 = \frac{\pi}{4}$ such that the flux $|\Phi| = \pi$ in each square plaquette in Fig. 1(b).

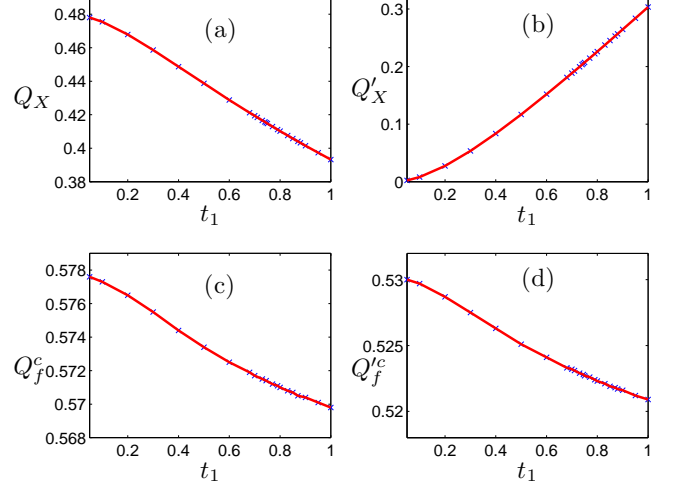


FIG. 3: (Color online) Numerical solutions of the mean-field parameters (38), (39), (40) and (41) ($t_0 = 1$) along the phase boundary U_{c_1} : (a) $Q_X(t_1)$, (b) $Q'_X(t_1)$, (c) $Q_f^c(t_1)$, (d) $Q_f'^c(t_1)$.

It is shown that along the phase transition from QAH state to CSL, with t_1 increasing from 0.05 to 1, Q'_X increases from nearly zero to about 0.3, but Q_X , Q_f^c and $Q_f'^c$ decrease. Moreover, both Q_f^c and $Q_f'^c$ decrease very slowly.

V. TRANSITION FROM CSL STATE TO MAGNETICALLY-ORDERED PHASE

Since the system may contain symmetry breaking orders at some parameter region, we may introduce magnetic order parameters m_1 and m_2 to describe Neel order and stripe order, respectively, which are two typical symmetry breaking orders. In the Neel order, the staggered spin order exists in the x and y directions [Fig.4(a)]. While in the stripe order, the staggered spin order exists only in the x or y direction [Fig.4(b)].

If we consider Neel state and stripe state at the same time, the square lattice can be divided into four sublattices (A, B, C, D), the area of unit cell is enlarged to be twice as large as the area of original unit cell without magnetic order. Hence, the area of the corresponding FBZ is reduced to be half of area of the original FBZ. The new FBZ is called reduced Brillouin zone (RBZ). The sum over \mathbf{k} on the RBZ is denoted as $\sum_{\mathbf{k} \in \text{RBZ}}$, and the number of unit cells is N_0 . The magnetic order pa-

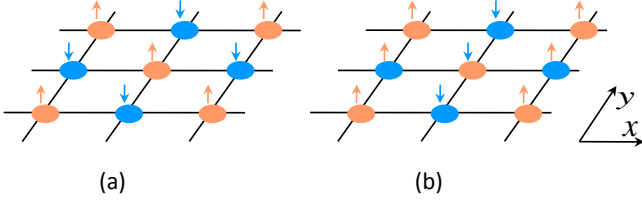


FIG. 4: (Color online) (a) The Neel order m_1 , (b) The stripe order m_2 .

parameters are generally written as

$$\langle n_{i\uparrow} - n_{i\downarrow} \rangle = \frac{1}{2} [(-1)^{i_x+i_y} m_1 + (-1)^{i_x} m_2], \quad (51)$$

with $i_x = \frac{x_i}{a}$, $i_y = \frac{y_i}{a}$.

As mentioned in section III, in the slave-rotor representation, the original fermion operator can be rewritten by using spinon operator $\hat{f}_{i\sigma}$ and rotor field $e^{i\theta_i}$: $\hat{c}_{i\sigma} = e^{i\theta_i} \hat{f}_{i\sigma}$. The mean-field decomposed action takes the following form

$$\begin{aligned} S_0 = & \int_0^\beta d\tau \left[\sum_{i\sigma} \hat{f}_{i\sigma}^\dagger (\partial_\tau - \mu + h_i) \hat{f}_{i\sigma} + \sum_i \rho_i |X_i|^2 \right. \\ & + \frac{1}{2U} \sum_i [(i\partial_\tau + ih_i) X_i^*][(-i\partial_\tau + ih_i) X_i] \\ & + \sum_i \left(-h_i + \frac{h_i^2}{2U} \right) + H_X + H'_X + H_f + H'_f \\ & \left. + H''_f \right] \end{aligned} \quad (52)$$

with

$$\begin{aligned} H_X = & - \langle \sum_{\sigma} t_{ij} e^{i\phi_{ij}} \hat{f}_{i\sigma}^\dagger \hat{f}_{j\sigma} \rangle \sum_{\langle ij \rangle} X_i^* X_j + \text{c.c.} \\ = & -Q_{X_1} \sum_i X_i^* X_{i\pm 1_x} \\ & -Q_{X_2} \sum_i X_i^* X_{i\pm 1_y} + \text{c.c.}, \end{aligned} \quad (53)$$

$$H_f = -Q_f \sum_{\langle ij \rangle \sigma} t_{ij} e^{i\phi_{ij}} \hat{f}_{i\sigma}^\dagger \hat{f}_{j\sigma} + \text{H.c.}, \quad (54)$$

$$H'_X = -Q'_X \sum_{\langle\langle ij \rangle\rangle} X_i^* X_j, \quad (55)$$

$$H'_f = -Q'_f \sum_{\langle\langle ij \rangle\rangle} \sum_{\sigma} t_1 \hat{f}_{i\sigma}^\dagger \hat{f}_{j\sigma}, \quad (56)$$

$$\begin{aligned} H''_f = & -\frac{U}{4} \sum_i [(-1)^{i_x+i_y} m_1 + (-1)^{i_x} m_2] \\ & \cdot (\hat{f}_{i\uparrow}^\dagger \hat{f}_{i\uparrow} - \hat{f}_{i\downarrow}^\dagger \hat{f}_{i\downarrow}) + \frac{UN_0}{4} (m_1^2 + m_2^2) + c, \end{aligned} \quad (57)$$

here the next nearest neighbour hopping coefficients $t'_a = t'_b = t'_c = t'_d = t_1$ for A, B, C, D sublattices, $\frac{U}{4} \sum_i n_i^2 = c$

is a constant, $n_i = n_{i\uparrow} + n_{i\downarrow}$. We still fulfill the constraints (28) and (30) with the Lagrange multipliers h_i and ρ_i , respectively. And $h_i \equiv h$ and $\rho_i \equiv \rho$ are not local site-dependent since (28) and (30) are treated on average [69, 81, 82]. The magnetic orders in Fig.4 break spin rotation symmetry and only affect spinon degrees of freedom, so the square lattice can be divided into four sublattices (A, B, C, D) for spinon (see Fig.5), the sum over \mathbf{k} is denoted as $\sum_{\mathbf{k} \in \text{RBZ}}$. But for the rotor, the square lattice still has two sublattices (A, B), the sum over \mathbf{k} is still on the original FBZ and denoted as $\sum_{\mathbf{k}}$.

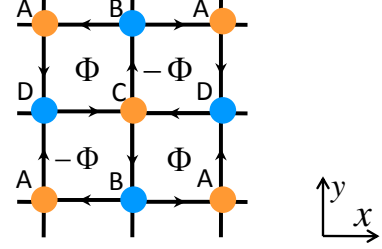


FIG. 5: (Color online) The square lattice containing four sublattices (A, B, C, D) for spinon because of magnetic orders.

The mean-field parameters associated with the decomposition are given by

$$Q_{X_1} = \langle \sum_{\sigma} t_{ij} e^{i\phi_{ij}} \hat{f}_{i\sigma}^\dagger \hat{f}_{j\sigma}^a \rangle = \langle \sum_{\sigma} t_{ij} e^{i\phi_{ij}} \hat{f}_{i\sigma}^\dagger \hat{f}_{j\sigma}^c \rangle, \quad (58)$$

$$Q_{X_2} = \langle \sum_{\sigma} t_{ij} e^{i\phi_{ij}} \hat{f}_{i\sigma}^\dagger \hat{f}_{j\sigma}^a \rangle = \langle \sum_{\sigma} t_{ij} e^{i\phi_{ij}} \hat{f}_{i\sigma}^\dagger \hat{f}_{j\sigma}^c \rangle, \quad (59)$$

$$Q_f = \langle X_i^* X_j \rangle, \quad (60)$$

for the nearest neighbour hopping and

$$Q'_X = \langle \sum_{\sigma} t_1 \hat{f}_{i\sigma}^\dagger \hat{f}_{j\sigma} \rangle, \quad (61)$$

$$Q'_f = \langle X_i^* X_j \rangle \quad (62)$$

for the next nearest neighbour hopping. We still have $\mu = h_i = 0$ for half filled case.

The spinon Hamiltonian in momentum space is written as

$$\begin{aligned} & H_f + H'_f + H''_f \\ = & \sum_{\mathbf{k} \in \text{RBZ}, \sigma} \Phi_{\mathbf{k}\sigma}^\dagger \mathcal{H}_{\sigma} \Phi_{\mathbf{k}\sigma} + \frac{UN_0}{4} (m_1^2 + m_2^2) + c \\ = & \sum_{\mathbf{k} \in \text{RBZ}, \sigma} (-\Sigma_1 \hat{f}_{\mathbf{k}\sigma}^{l_1 \dagger} \hat{f}_{\mathbf{k}\sigma}^{l_1} - \Sigma_2 \hat{f}_{\mathbf{k}\sigma}^{l_2 \dagger} \hat{f}_{\mathbf{k}\sigma}^{l_2} \\ & + \Sigma_2 \hat{f}_{\mathbf{k}\sigma}^{u_1 \dagger} \hat{f}_{\mathbf{k}\sigma}^{u_1} + \Sigma_1 \hat{f}_{\mathbf{k}\sigma}^{u_2 \dagger} \hat{f}_{\mathbf{k}\sigma}^{u_2}) \\ & + \frac{UN_0}{4} (m_1^2 + m_2^2) + c, \end{aligned} \quad (63)$$

here $\Phi_{\mathbf{k}\sigma} = (\hat{f}_{\mathbf{k}\sigma}^a, \hat{f}_{\mathbf{k}\sigma}^b, \hat{f}_{\mathbf{k}\sigma}^c, \hat{f}_{\mathbf{k}\sigma}^d)$, \mathcal{H}_\uparrow and \mathcal{H}_\downarrow are two 4×4 matrices presented in appendix A. We get the renormalized mean-field free energy at $T = 0$ for spinon sector

$$\mathcal{F} = \sum_{\mathbf{k} \in \text{RBZ}} (-2\Sigma_1 - 2\Sigma_2) + \frac{UN_0}{4}(m_1^2 + m_2^2) + c. \quad (64)$$

The self-consistent equations about magnetic orders m_1 and m_2 are equivalent to energy extreme conditions $\frac{\partial \mathcal{F}}{\partial m_1} = \frac{\partial \mathcal{F}}{\partial m_2} = 0$. By solving them we may determine critical interaction strength U_{c_2} of magnetic order, i.e. when $U > U_{c_2}$, $m_1 > 0, m_2 = 0$ (Neel state) or $m_1 = 0, m_2 > 0$ (stripe state); when $U_{c_1} < U \leq U_{c_2}$, $m_1 = m_2 = 0$ (CSL), where U_{c_1} is critical interaction of Mott insulator determined by Eq.(50).

For the rotor Hamiltonian

$$H_X = \sum_{\mathbf{k}} [-|g(\mathbf{k})|X_{\mathbf{k}}^{l*}X_{\mathbf{k}}^l + |g(\mathbf{k})|X_{\mathbf{k}}^{u*}X_{\mathbf{k}}^u], \quad (65)$$

$$H'_X = -Q'_X \sum_{\mathbf{k}} g_2(\mathbf{k})(X_{\mathbf{k}}^{l*}X_{\mathbf{k}}^l + X_{\mathbf{k}}^{u*}X_{\mathbf{k}}^u), \quad (66)$$

where $g(\mathbf{k}) = 2[Q_{X_1} \cos(k_x a) + Q_{X_2} \cos(k_y a)]$, $g_2(\mathbf{k}) = \sum_{i=1}^4 e^{-i\mathbf{k} \cdot \delta_i}$, the Green function for the X fields is written as

$$G_X = \frac{1}{\frac{\nu_n^2}{2U} + \rho + \xi_{\mathbf{k}}} \quad (67)$$

where we consider the lower band of rotor

$$\xi_{\mathbf{k}} = -2|Q_{X_1} \cos(k_x a) + Q_{X_2} \cos(k_y a)| - Q'_X g_2(\mathbf{k}), \quad (68)$$

with bosonic Matsubara frequency ν_n .

From average of the constraint (30) we have the following self-consistent equation along the phase boundary U_{c_2}

$$1 = \frac{1}{N} \sum_{\mathbf{k}} \frac{1}{\beta} \sum_n G_X(\mathbf{k}, \nu_n) = \frac{\sqrt{2U_{c_2}}}{2N} \sum_{\mathbf{k}} \frac{1}{\sqrt{\rho + \xi_{\mathbf{k}}}}. \quad (69)$$

We can solve the equation to get Lagrange multiplier ρ_c . It can be found $\rho_c > -\min(\xi_{\mathbf{k}})$, so the insulating gap of rotor $\Delta_X = 2\sqrt{U[\rho + \min(\xi_{\mathbf{k}})]}$ is nonzero.

We still set hopping phase $\phi_0 = \frac{\pi}{4}$. Equations $\frac{\partial \mathcal{F}}{\partial m_1} = \frac{\partial \mathcal{F}}{\partial m_2} = 0$, (58), (59), (60),(61), (62) and (69) can be solved self-consistently (see appendix A). After careful numerical calculation we find (58) is equal to (59) along the phase transition from CSL to magnetically-ordered phase, so we have $Q_{X_1} = Q_{X_2} \equiv Q_X$. We plot the mean-field parameters Q_X , Q'_X , Q_f^c and $Q_f'^c$ as functions of next nearest neighbour hopping coefficient t_1 in Fig.6.

Comparing Fig.6 with Fig.3, with t_1 increasing from 0.05 to 1, along the phase transition from CSL to magnetically-ordered phase, the behaviors of Q_X and Q'_X are very similar to those of Q_X and Q'_X along the phase transition from QAH state to CSL. As for the behaviors

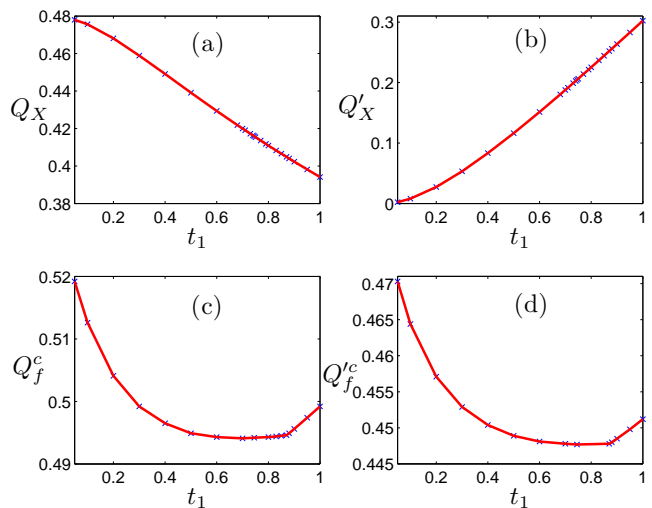


FIG. 6: (Color online) Numerical solutions of the mean-field parameters (58)((59)), (60), (61) and (62) ($t_0 = 1$) along the phase boundary U_{c_2} : (a) $Q_X(t_1)$, (b) $Q'_X(t_1)$, (c) $Q_f^c(t_1)$, (d) $Q_f'^c(t_1)$.

of Q_f^c and $Q_f'^c$, different from Figs.3 (c) and (d), at the phase boundary of magnetic order, when $t_1 < 0.87$ both Q_f^c and $Q_f'^c$ decrease at first, then vary very smoothly. But when $t_1 > 0.87$, they increase slowly. It indicates that magnetic order affects the spinon Hamiltonian, but not the rotor one.

VI. MEAN-FIELD PHASE DIAGRAM OF CSL IN FERMION HUBBARD MODEL

The self-consistent solutions of equations (50), $\frac{\partial \mathcal{F}}{\partial m_1} = \frac{\partial \mathcal{F}}{\partial m_2} = 0$ give critical interaction strength of CSL as functions of next nearest neighbour hopping coefficient t_1 in Fig.7.

It can be seen that when the strength of Hubbard interaction reaches a critical value U_{c_1} , the system will experience a phase transition from QAH state to CSL state. During this transition, the spin and charge are separated from each other. The charge degrees of freedom are frozen in the Mott insulator phase, while spinon degrees of freedom are described by the Hamiltonian (42), which is exactly the spin- $\frac{1}{2}$ two-copy version of QAH model. This transition line corresponds to the lower boundary of CSL in Fig.7.

Since no magnetic order exists in the CSL phase, the CSL-magnetically-ordered phase transition will take place when interaction strength further increases and reaches another critical value U_{c_2} . This corresponds to the upper boundary of CSL in Fig.7. Along this transition line, when $0.05 \leq t_1 < 0.87$, the CSL-Neel transition occurs first; when $0.87 < t_1 \leq 1$, the CSL-stripe transition occurs first. The three phases meet at a point ($t_1 = 0.87, U = 3.635$). When $0.745 \leq t_1 < 0.87$, a Neel-

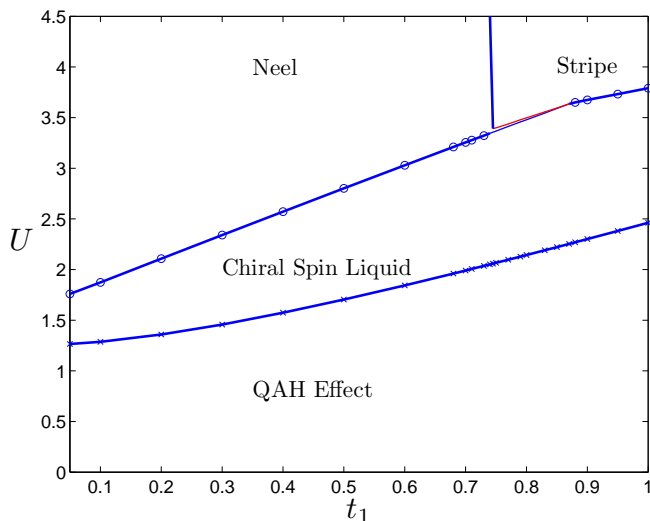


FIG. 7: (Color online) The slave-rotor mean-field phase diagram versus t_1 and Hubbard interaction U of the optical Raman lattice. It has been set $t_0 = 1$.

stripe transition (the red line in Fig.7) will take place after CSL-Neel transition if interaction strength increases to a slightly larger critical value $U_{c3} > U_{c2}$, i.e. when $U_{c2} < U \leq U_{c3}$, $m_1 \neq 0, m_2 = 0$ (Neel state); when $U > U_{c3}$, $m_1 = 0, m_2 \neq 0$ (stripe state).

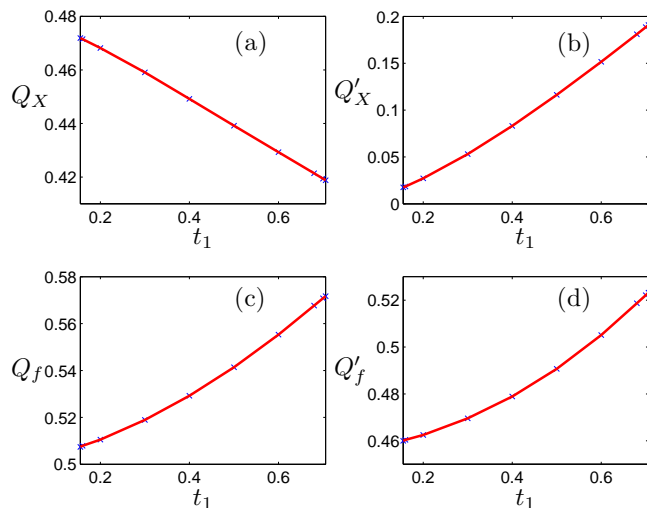


FIG. 8: (Color online) For Hubbard interaction $U = 2$, the evolution of mean-field parameters in region $0.155 \leq t_1 \leq 0.706$, ($t_0 = 1$): (a) $Q_X(t_1)$, (b) $Q'_X(t_1)$, (c) $Q_f(t_1)$, (d) $Q'_f(t_1)$.

Furthermore, after solving Eq.(50) about critical interaction of Mott insulator, we find that for Hubbard interaction $U = 2$, one phase transition from QAH state to CSL state takes place at $t_1 = 0.706$, i.e. the insulating gap of rotor $\Delta_X = 0$ when $U \leq 2$, but $\Delta_X > 0$ when $U > 2$. And the solutions of $\frac{\partial \mathcal{F}}{\partial m_1} = \frac{\partial \mathcal{F}}{\partial m_2} = 0$ with \mathcal{F} given by (64) indicate that for $U = 2$, another phase

transition CSL-Neel takes place at $t_1 = 0.155$, i.e. when $1.3222 < U \leq 2$, $m_1 = m_2 = 0$ (CSL); when $U > 2$, $m_1 > 0, m_2 = 0$ (Neel), where $U_{c1} = 1.3222$ is obtained by solving Eq.(50). When $0.155 \leq t_1 < 0.706$ for $U = 2$, the system is in CSL state. These can be reflected in the mean-field phase diagram Fig.7 that for Hubbard interaction $U = 2$, the system undergoes Neel magnetic order phase, CSL phase and QAH phase. We give the evolution of mean-field parameters Q_X , Q'_X , Q_f and Q'_f in region $0.155 \leq t_1 \leq 0.706$ for $U = 2$ by solving self-consistent equations (38), (39), (40), (41) (see Eqs. (A7), (A9), (A15), (A16) and (A17) of appendix A). In Fig.8, between phase transitions CSL-Neel and QAH-CSL, as next nearest neighbour hopping coefficient t_1 increases, Q'_X , Q_f and Q'_f increase, but Q_X decreases.

VII. CHIRAL SPIN LIQUID PHASE IN EFFECTIVE SPIN MODEL

It is well known that when U is large in the Hubbard interaction term (25), each lattice site can not be doubly occupied, so the system is in a Mott insulator state. We can derive an effective spin model by considering the Hilbert space with single occupied sites and treating the hopping terms as perturbations. In this section we will investigate the effective spin model and give more reasonable CSL phase diagram at mean-field level. Note that we can only give the phase boundary U_c between CSL phase and magnetically-ordered phase by using the effective spin model. As for the transition from QAH state to CSL, we still use the results obtained from the slave-rotor formalism, i.e. the lower boundary U_{c1} of CSL in Fig.7.

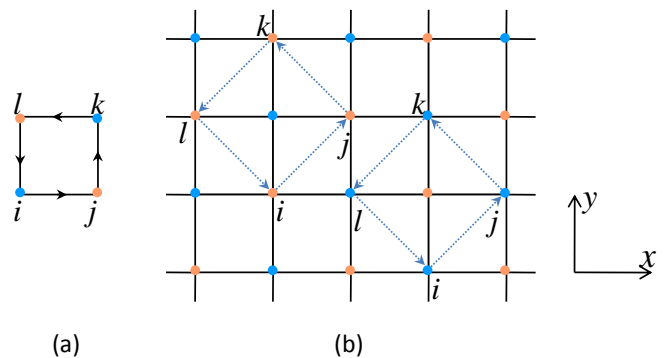


FIG. 9: (Color online) Schematic illustration of four spin interactions, each spin is interacted only once, (a) only nearest neighbour hopping, $\phi_{ijkl} = \pi$; (b) only next nearest neighbour hopping, $\phi_{ijkl} = 0$.

As emphasized in section I, the time-reversal symmetry of the system is broken in the CSL phase, so the effective spin model should at least include the terms up to third order perturbation expansions of $\frac{t_0}{U}$ and $\frac{t_1}{U}$, which correspond to interactions of three spins located at lattice sites

of a closed minimum triangular loop. As for the fourth order expansions, they are exactly the four spin interaction terms. Relevant four spin interaction terms have also important effect on CSL phase, thus these terms should also be considered. The derivation of effective spin model

up to fourth order correction is presented in appendix B. Considering all spin configurations we can get the following effective Hamiltonian for the spin degrees of freedom with t_0, t_1 being small compared with U [85]

$$\begin{aligned}
H_{\text{eff}} = & \sum_{\langle ij \rangle} \frac{4t_0^2}{U} \mathbf{S}_i \cdot \mathbf{S}_j + \sum_{\langle\langle ij \rangle\rangle} \frac{4t_1^2}{U} \mathbf{S}_i \cdot \mathbf{S}_j + \sum_{ijk \in \Delta} \frac{24t_0^2 t_1}{U^2} \sin(\phi_{ijk}) \mathbf{S}_i \cdot (\mathbf{S}_j \times \mathbf{S}_k) \\
& + \frac{t_0^4}{U^3} \sum_{ijkl \in \square} \cos(\phi_{ijkl}) \{80[(\mathbf{S}_i \cdot \mathbf{S}_j)(\mathbf{S}_k \cdot \mathbf{S}_l) + (\mathbf{S}_i \cdot \mathbf{S}_l)(\mathbf{S}_j \cdot \mathbf{S}_k) - (\mathbf{S}_i \cdot \mathbf{S}_k)(\mathbf{S}_j \cdot \mathbf{S}_l)] \\
& - 4(\mathbf{S}_i \cdot \mathbf{S}_j + \mathbf{S}_k \cdot \mathbf{S}_l + \mathbf{S}_j \cdot \mathbf{S}_k + \mathbf{S}_i \cdot \mathbf{S}_l + \mathbf{S}_i \cdot \mathbf{S}_k + \mathbf{S}_j \cdot \mathbf{S}_l)\} \\
& + \frac{t_1^4}{U^3} \sum_{ijkl \in \diamond} \{80[(\mathbf{S}_i \cdot \mathbf{S}_j)(\mathbf{S}_k \cdot \mathbf{S}_l) + (\mathbf{S}_i \cdot \mathbf{S}_l)(\mathbf{S}_j \cdot \mathbf{S}_k) - (\mathbf{S}_i \cdot \mathbf{S}_k)(\mathbf{S}_j \cdot \mathbf{S}_l)] \\
& - 4(\mathbf{S}_i \cdot \mathbf{S}_j + \mathbf{S}_k \cdot \mathbf{S}_l + \mathbf{S}_j \cdot \mathbf{S}_k + \mathbf{S}_i \cdot \mathbf{S}_l + \mathbf{S}_i \cdot \mathbf{S}_k + \mathbf{S}_j \cdot \mathbf{S}_l)\} \\
& - \frac{16t_0^4}{U^3} \sum_{\langle ij \rangle} \mathbf{S}_i \cdot \mathbf{S}_j - \frac{16t_1^4}{U^3} \sum_{\langle\langle ij \rangle\rangle} \mathbf{S}_i \cdot \mathbf{S}_j + \frac{16t_0^2 t_1^2}{U^3} \sum_{\langle ij \rangle} \mathbf{S}_i \cdot \mathbf{S}_j + \frac{8t_0^4}{U^3} \sum_{\langle\langle ij \rangle\rangle} \mathbf{S}_i \cdot \mathbf{S}_j, \tag{70}
\end{aligned}$$

where the spin operators at i th site are defined as: $S_i^x = \frac{1}{2}(\hat{c}_{i\downarrow}^\dagger \hat{c}_{i\uparrow} + \hat{c}_{i\uparrow}^\dagger \hat{c}_{i\downarrow})$, $S_i^y = \frac{i}{2}(\hat{c}_{i\downarrow}^\dagger \hat{c}_{i\uparrow} - \hat{c}_{i\uparrow}^\dagger \hat{c}_{i\downarrow})$, $S_i^z = \frac{1}{2}(\hat{c}_{i\uparrow}^\dagger \hat{c}_{i\uparrow} - \hat{c}_{i\downarrow}^\dagger \hat{c}_{i\downarrow})$. This effective Hamiltonian is related to the parent Hamiltonians for CSL state constructed in terms of spin operators[11, 13].

As can be seen from (70), the spin degree of freedom at each site is interacted with each other. The first two terms reflect two spin interaction. The third term emerges only when the time-reversal symmetry of system is broken. The summation in the third term means that each set of (i, j, k) consists of a minimum triangular. ϕ_{ijk} is the Aharonov-Bohm phase acquired by hopping through the closed minimum triangular loop in anticlockwise direction $i \rightarrow j \rightarrow k \rightarrow i$. It can be verified that $\phi_{ijk} = \frac{\pi}{2}$ when $\phi_0 = \frac{\pi}{4}$.

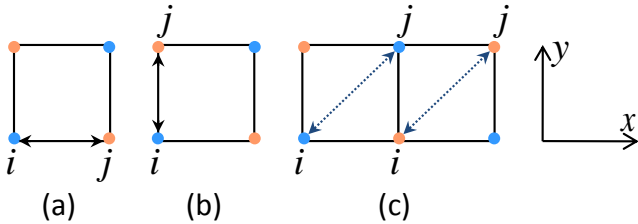


FIG. 10: (Color online) Schematic illustration of four spin interactions, each spin is interacted twice. (a) Nearest neighbour hopping along x direction. (b) Nearest neighbour hopping along y direction. (c) Next nearest neighbour hopping.

The fourth and fifth terms in (70) are about four spin interaction with four spins located at the four lattice sites (i, j, k, l) of a plaquette, see Fig.9. When spinons hop

along the nearest neighbour bond in anticlockwise direction depicted in Fig.9(a), a phase ϕ_0 will be acquired, then it will give rise to a flux $\phi_{ijkl} = 4\phi_0$ across each square plaquette. It is obvious that $\phi_{ijkl} = \pi$ if $\phi_0 = \frac{\pi}{4}$. So the spinons experience a uniform U(1) gauge field with the magnetic flux through each plaquette being π [2]. In addition to hopping in anticlockwise direction, we should consider nearest neighbour hopping in clockwise direction to get the fourth term in (70). However, the hopping events of spinons illustrated in Fig.9(b) do not carry phase because the hopping is along next nearest neighbour bond. Such hopping events lead to the fifth term in (70).

The four terms in the last line of (70) are also for four spin interactions. Different from those described above, they happen at two or three lattice sites. The first two terms correspond to four spin interactions at two neighbour sites, in which each site is interacted twice, see Fig.10. While the last two terms correspond to four spin interactions at three sites of a minimum triangular. Among the three sites, one site is interacted twice, the other two sites are interacted only once, see Fig.11.

We still use trial mean-field parameters introduced in Ref.[18] to study different quantum phases. The anyonic spinons $\hat{f}_i = (\hat{f}_{i\uparrow}, \hat{f}_{i\downarrow})^T$ and three Pauli matrices $\boldsymbol{\sigma} = (\sigma_x, \sigma_y, \sigma_z)$ can be used to represent the spin operator at i th site as $\mathbf{S}_i = \hat{f}_i^\dagger \frac{\boldsymbol{\sigma}}{2} \hat{f}_i$ under the particle number constraint $\hat{f}_i^\dagger \hat{f}_i = 1$.

At first, the system is assumed to have CSL phase, so the mean-field parameters about hopping can be used to

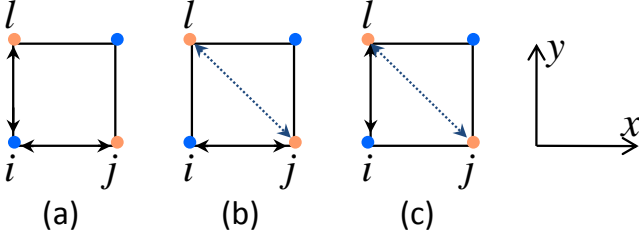


FIG. 11: (Color online) Schematic illustration of four spin interactions, (a) spin at site i is interacted twice; (b) spin at site j is interacted twice; (c) spin at site l is interacted twice.

decouple the spin interactions:

$$\begin{aligned}
\chi_1 &= +\langle \hat{\chi}_{ii+1_x} \rangle^* |_{i_x=\text{odd}, i_y=\text{odd}} \\
&= -\langle \hat{\chi}_{ii+1_x} \rangle |_{i_x=\text{even}, i_y=\text{odd}} \\
&= +\langle \hat{\chi}_{ii+1_x} \rangle |_{i_x=\text{odd}, i_y=\text{even}} \\
&= -\langle \hat{\chi}_{ii+1_x} \rangle^* |_{i_x=\text{even}, i_y=\text{even}} \\
&= +\langle \hat{\chi}_{ii+1_y} \rangle |_{i_x=\text{odd}, i_y=\text{odd}} \\
&= -\langle \hat{\chi}_{ii+1_y} \rangle^* |_{i_x=\text{odd}, i_y=\text{even}} \\
&= +\langle \hat{\chi}_{ii+1_y} \rangle^* |_{i_x=\text{even}, i_y=\text{odd}} \\
&= -\langle \hat{\chi}_{ii+1_y} \rangle |_{i_x=\text{even}, i_y=\text{even}}, \\
\chi_2 &= +\langle \hat{\chi}_{ii+1_x+1_y} \rangle = \chi_2^*
\end{aligned} \tag{71}$$

with spinon hopping operator $\hat{\chi}_{ij} = \hat{\chi}_{ji}^\dagger = \hat{f}_i^\dagger \hat{f}_j$, $i_x = \frac{x_i}{a}$ and $i_y = \frac{y_i}{a}$. Here χ_2 is assumed to be real and the hopping phase is only carried by χ_1 for the CSL.

Furthermore, since the system may contain symmetry breaking orders at some parameter region, we need to use the following magnetic order parameters to describe the Neel order and stripe order, respectively

$$M_n = (-1)^{i_x+i_y} \langle S_i^z \rangle, \quad M_s = (-1)^{i_x} \langle S_i^z \rangle. \tag{72}$$

Now we can decouple the spin interactions by these trial mean-field parameters. The calculation is explicitly given in appendix B.

After decoupling the effective spin Hamiltonian (70) in terms of mean-field parameters χ_1 , χ_2 , M_n and M_s , we obtain the matrix form of the Hamiltonian in real (coordinate) space. If the lattice system under investigation has $N = L_x \times L_y$ lattice sites, the Hamiltonian is a $2N \times 2N$ matrix. In calculation we use $N = 16^2$. To minimize the free energy at $T = 0$ with respect to the mean-field parameters χ_1 , χ_2 , M_n and M_s , we may determine the phase boundary U_c between the magnetic order and CSL state.

In the mean-field decoupling of the fourth term in (70)

$$\begin{aligned}
& -\{80[(\mathbf{S}_i \cdot \mathbf{S}_j)(\mathbf{S}_k \cdot \mathbf{S}_l) + (\mathbf{S}_i \cdot \mathbf{S}_l)(\mathbf{S}_j \cdot \mathbf{S}_k) \\
& - (\mathbf{S}_i \cdot \mathbf{S}_k)(\mathbf{S}_j \cdot \mathbf{S}_l)] - 4(\mathbf{S}_i \cdot \mathbf{S}_j + \mathbf{S}_k \cdot \mathbf{S}_l + \mathbf{S}_j \cdot \mathbf{S}_k \\
& + \mathbf{S}_i \cdot \mathbf{S}_l + \mathbf{S}_i \cdot \mathbf{S}_k + \mathbf{S}_j \cdot \mathbf{S}_l)\} \\
& = 5\left[\frac{4|\chi_1|^4 e^{-i\pi}}{\langle \hat{\chi}_{ii} \rangle} \hat{\chi}_{ii} + \text{cyclic}(ijkl) - 12|\chi_1|^4 e^{-i\pi} + \text{H.c.}\right] \\
& - 80[(-1)^{i_x+i_y} (M_n^3 S_i^z - M_n^3 S_j^z + M_n^3 S_k^z - M_n^3 S_l^z) \\
& - 3M_n^4] - 4(-1)^{i_x+i_y} (M_n S_i^z - M_n S_j^z + M_n S_k^z \\
& - M_n S_l^z) + 8M_n^2,
\end{aligned} \tag{73}$$

here $j = i+1_x$, $k = i+1_x+1_y$, $l = i+1_y$, even if there is a π flux in the hopping part, this term will reduce the value of phase boundary U_c obtained in Ref.[18] due to the -80 and -4 coefficients in the Neel order term. Therefore, in addition to (73), the other four spin interaction terms in (70) are also very important for getting reasonable phase boundary.

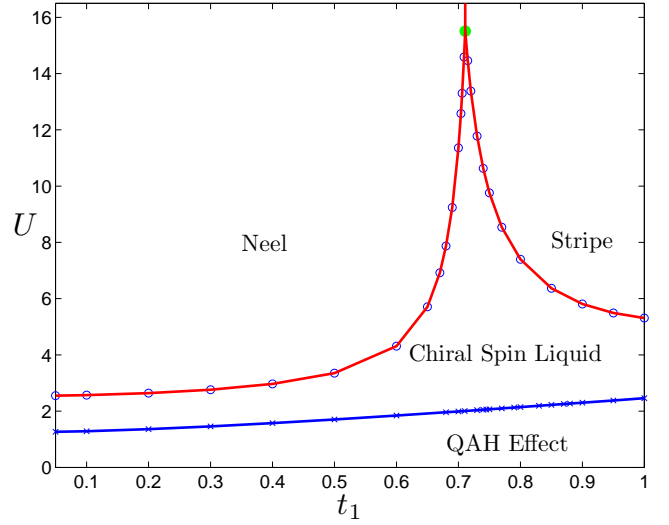


FIG. 12: (Color online) Spinon mean-field phase diagram ($t_0 = 1$) based on the effective spin model, in which the relevant four spin interactions are considered.

In Fig.12, the CSL phase does appear at some parameter region: when $U > U_c$, $\chi_1 = 0$, $\chi_2 = 0$, but $M_n \neq 0$, $M_s = 0$ (Neel state) or $M_n = 0$, $M_s \neq 0$ (stripe state); when $U_{c1} < U \leq U_c$, $\chi_1 \neq 0$, $\chi_2 \neq 0$, but $M_n = M_s = 0$ (CSL). With t_1 increasing in the region $0.05 \leq t_1 \leq 0.711$, the critical Hubbard interaction strength to reach the Neel order increases. However, the critical Hubbard interaction strength to reach the stripe order decreases with t_1 increasing from 0.711 to 1. At $t_1 = 0.711$ the system becomes most frustrated (green point in Fig.12).

As emphasized before, the spin chirality interaction $\mathbf{S}_i \cdot (\mathbf{S}_j \times \mathbf{S}_k)$ in effective Hamiltonian (70) breaks time-reversal symmetry of system. From expression (B9) of $\mathbf{S}_i \cdot (\mathbf{S}_j \times \mathbf{S}_k)$ in terms of spinon hopping operator

TABLE I: For different t_1 , mean-field parameters χ_1 and χ_2 along upper phase boundary of CSL in Fig.12.

t_1	χ_1	χ_2	t_1	χ_1	χ_2
0.05	$0.3917e^{i\frac{\pi}{4}}$	2.7796	0.7	$0.4534e^{i\frac{\pi}{4}}$	0.1958
0.1	$0.3933e^{i\frac{\pi}{4}}$	1.3887	0.711	$0.4562e^{i\frac{\pi}{4}}$	0.1866
0.2	$0.3986e^{i\frac{\pi}{4}}$	0.6913	0.75	$0.4465e^{i\frac{\pi}{4}}$	0.2154
0.3	$0.4071e^{i\frac{\pi}{4}}$	0.4546	0.8	$0.4384e^{i\frac{\pi}{4}}$	0.2345
0.4	$0.42e^{i\frac{\pi}{4}}$	0.3266	0.85	$0.4321e^{i\frac{\pi}{4}}$	0.2473
0.5	$0.4416e^{i\frac{\pi}{4}}$	0.2306	0.9	$0.4266e^{i\frac{\pi}{4}}$	0.2574
0.6	$0.4503e^{i\frac{\pi}{4}}$	0.2052	0.95	$0.4215e^{i\frac{\pi}{4}}$	0.2661
0.65	$0.4493e^{i\frac{\pi}{4}}$	0.2078	1	$0.4163e^{i\frac{\pi}{4}}$	0.274

$\hat{\chi}_{ij} = \hat{\chi}_{ji}^\dagger = \hat{f}_i^\dagger \hat{f}_j$ and the mean-field decomposition (B13), $\mathbf{S}_i \cdot (\mathbf{S}_j \times \mathbf{S}_k)$ is proportional to $\chi_1^2 \chi_2 - \chi_1^* \chi_2^*$, where χ_1 and χ_2 given by (71) are mean-field parameters about nearest neighbour hopping and next nearest neighbour hopping, respectively. Since the nearest neighbour hopping phase $\phi_0 = \frac{\pi}{4}$, $\chi_1 = |\chi_1| e^{i\frac{\pi}{4}}$. In Table I, we list χ_1 and χ_2 along the phase boundary U_c for different next nearest neighbour hopping coefficient t_1 . This indicates that spin chirality interaction $\mathbf{S}_i \cdot (\mathbf{S}_j \times \mathbf{S}_k)$ is nonzero, thus CSL phase can be detected.

Even if the four spin interaction terms in (70) do not break time-reversal symmetry of the system, they do have qualitative effect on the CSL phase diagram of effective Hamiltonian including only two and three spin interactions in Ref.[18]. As in Fig.12 we can see that the CSL phase is obtained in a broader region with $0.05 \leq t_1 \leq 1$. The result is consistent with the phase diagram obtained in slave-rotor theory. We note that more accurate phase diagram can be obtained if all four spin interaction terms are taken into account, but it has only quantitative modification over the current phase diagram.

VIII. CONCLUSION AND DISCUSSION

In this work, we have used two different mean-field approaches to investigate the CSL phase in an optical Raman lattice with U(1) synthetic gauge flux. At first, we determine the phase boundary of CSL based on slave-rotor theory, which is applicable in strong Hubbard interacting regime. When the Mott transition of charge takes place, the CSL phase appears. The spinon is separated from the charge, and the band structure of spinon is very similar to that of spin- $\frac{1}{2}$ two-copy version of QAH model with gapped bulk state and chiral gapless edge state. As a disordered phase without long-range spin order, the CSL preserves spin-rotational symmetry. Therefore no magnetic orders exist in the CSL, and the Mott insulator is a nonmagnetic insulator.

When Hubbard interaction strength U is large, we manage to show CSL by spinon mean-field calculation based on an effective spin model derived from the Hubbard model and including not only two and three spin

interaction terms, but also relevant four spin interaction terms. Our numerical results show that the CSL phase can be stabilized at strong magnetic frustrated system.

Our work is an improved study on the previous work [18], and the critical Hubbard interaction strength of CSL depends on the mean-field approximation methods, but the phase diagrams obtained from the two different methods are consistent with each other, showing clear numerical evidence of the CSL phase obtained for cold atoms loaded to the improved optical Raman lattice setup [51] which is of high experimental feasibility. The mean-field approaches can be used to study other exotic topological phases for cold atoms of higher orbital bands and three-dimensional lattice systems.

Acknowledgments

We thank Zheng-Xin Liu, Ting Fung Jeffrey Poon, Sen Niu, Xin-Chi Zhou and Bao-Zong Wang for helpful discussions. This work was supported by National Key Research and Development Program of China (2021YFA1400900), the Innovation Program for Quantum Science and Technology (Grant No. 2021ZD0302000), and the National Natural Science Foundation of China (Grants No. 11825401, No. 12261160368, and No. 11921005).

Appendix A: Slave-rotor mean-field formalism

In this appendix we show some detailed calculation about the slave-rotor mean-field approximation. At first we discuss the transition from QAH to CSL. For the spinon Hamiltonian (42), we may get a unitary transformation between the sublattice bases ($\hat{f}_{\mathbf{k}\sigma}^a, \hat{f}_{\mathbf{k}\sigma}^b$) and band bases ($\hat{f}_{\mathbf{k}\sigma}^l, \hat{f}_{\mathbf{k}\sigma}^u$)

$$\begin{pmatrix} \hat{f}_{\mathbf{k}\sigma}^a \\ \hat{f}_{\mathbf{k}\sigma}^b \end{pmatrix} = \begin{pmatrix} \alpha_- & \alpha_+ \\ \beta_- & \beta_+ \end{pmatrix} \begin{pmatrix} \hat{f}_{\mathbf{k}\sigma}^l \\ \hat{f}_{\mathbf{k}\sigma}^u \end{pmatrix}. \quad (\text{A1})$$

By using the Fourier transformations:

$$X_i(\tau) = \frac{1}{\sqrt{N}} \sum_{\mathbf{k}} e^{i\mathbf{k}\cdot\mathbf{r}_i} X_{\mathbf{k}}(\tau), \quad (\text{A2})$$

$$X_{\mathbf{k}}(\tau) = \frac{1}{\sqrt{\beta}} \sum_n e^{-i\nu_n \tau} X_{\mathbf{k}}(\nu_n), \quad (\text{A3})$$

we find the self-consistent equation from the constraint (30)

$$\begin{aligned} 1 &= \frac{1}{N} \sum_{\mathbf{k}} \frac{1}{\beta} \sum_n G_X(\mathbf{k}, \nu_n) \\ &= \frac{\sqrt{2}U}{N} \sum_{\mathbf{k}} \frac{1}{\sqrt{\Delta_X^2 + 4U[\xi_{\mathbf{k}} - \min(\xi_{\mathbf{k}})]}} \end{aligned} \quad (\text{A4})$$

In Eq. (A4) we perform the Matsubara sum on Green function (46) at zero temperature (see Appendix D of [69]) and introduce the insulating gap of rotor

$$\Delta_X = 2\sqrt{U[\rho + \min(\xi_{\mathbf{k}})]}. \quad (\text{A5})$$

The explicit form of insulating gap Δ_X should be determined by $\xi_{\mathbf{k}}$ and hence by Q_X and Q'_X . The two mean-field parameters Q_X and Q'_X are the second and third self-consistent equations, respectively. They can be determined by using unitary transformation (A1).

We start with Q_X :

$$\begin{aligned} & \sum_{i=1}^4 \langle \sum_{\sigma} t_{ij} e^{i\phi_{ij}} \hat{f}_{i\sigma}^{b\dagger} \hat{f}_{j\sigma}^a \rangle \\ &= -\frac{1}{N} \sum_{\mathbf{k}\sigma} (d_x + id_y) \langle \hat{f}_{\mathbf{k}\sigma}^{b\dagger} \hat{f}_{\mathbf{k}\sigma}^a \rangle \\ &= -\frac{1}{N} \sum_{\mathbf{k}} 2(d_x + id_y) \beta_-^* \alpha_- \langle \hat{f}_{\mathbf{k}\sigma}^{l\dagger} \hat{f}_{\mathbf{k}\sigma}^l \rangle \\ &= -\frac{1}{N} \sum_{\mathbf{k}} 2(d_x + id_y) \beta_-^* \alpha_-, \end{aligned} \quad (\text{A6})$$

where we assume $\langle \hat{f}_{\mathbf{k}\sigma}^{l\dagger} \hat{f}_{\mathbf{k}\sigma}^l \rangle = 1$, $\langle \hat{f}_{\mathbf{k}\sigma}^{u\dagger} \hat{f}_{\mathbf{k}\sigma}^u \rangle = 0$ for $\sigma = \uparrow, \downarrow$ since the lower band of spinon is completely filled while the upper band is empty. Due to the lattice symmetry, the sum over the four nearest neighbor sites, $\sum_{i=1}^4$, just appears as a factor 4 in the final expression. Thus we find the mean-field parameter

$$\begin{aligned} Q_X &= \langle \sum_{\sigma} t_{ij} e^{i\phi_{ij}} \hat{f}_{i\sigma}^{b\dagger} \hat{f}_{j\sigma}^a \rangle \\ &= -\frac{1}{4N} \sum_{\mathbf{k}} 2(d_x + id_y) \beta_-^* \alpha_-. \end{aligned} \quad (\text{A7})$$

Similarly,

$$\begin{aligned} & \sum_{i=1}^4 \langle \sum_{\sigma} t_1 \hat{f}_{i\sigma}^{\dagger} \hat{f}_{j\sigma} \rangle \\ &= -\frac{1}{N} \sum_{\mathbf{k}\sigma} d_z \langle \hat{f}_{\mathbf{k}\sigma}^{a\dagger} \hat{f}_{\mathbf{k}\sigma}^a \rangle = -\frac{1}{N} \sum_{\mathbf{k}\sigma} (-d_z \langle \hat{f}_{\mathbf{k}\sigma}^{b\dagger} \hat{f}_{\mathbf{k}\sigma}^b \rangle) \\ &= -\frac{1}{N} \sum_{\mathbf{k}} 2d_z |\alpha_-|^2 = -\frac{1}{N} \sum_{\mathbf{k}} (-2d_z) |\beta_-|^2. \end{aligned} \quad (\text{A8})$$

Again the lattice symmetry is responsible for the fact that the sum over the four next nearest neighbor sites, $\sum_{i=1}^4$, can be replaced by a factor 4

$$\begin{aligned} Q'_X &= \langle \sum_{\sigma} t_1 \hat{f}_{i\sigma}^{a\dagger} \hat{f}_{j\sigma}^a \rangle = \langle \sum_{\sigma} t_1 \hat{f}_{i\sigma}^{b\dagger} \hat{f}_{j\sigma}^b \rangle \\ &= -\frac{1}{4N} \sum_{\mathbf{k}} 2d_z |\alpha_-|^2 = -\frac{1}{4N} \sum_{\mathbf{k}} (-2d_z) |\beta_-|^2. \end{aligned} \quad (\text{A9})$$

The rotor spectrum $\xi_{\mathbf{k}}$ of Eq. (47) is well defined and we can solve Eq. (A4). If the phase transition from the

Mott insulator to the superfluid of the rotor takes place, the rotor gap Δ_X must close. It indicates that

$$U_{c_1}(t_1) = \frac{1}{2} \left[\frac{1}{2N} \sum_{\mathbf{k}'} \frac{1}{\sqrt{\xi_{\mathbf{k}} - \min(\xi_{\mathbf{k}})}} \right]^{-2}, \quad (\text{A10})$$

which defines the critical interaction strength of Mott insulator, i.e when $U \leq U_{c_1}$, $\Delta_X = 0$; $U > U_{c_1}$, $\Delta_X > 0$. The sum over \mathbf{k}' means that formally the lowest bound corresponds to $\mathbf{k} \rightarrow \mathbf{k}_{\min} + \eta$, $\eta \ll 1$ [69], and \mathbf{k}_{\min} is wave vector associated with the minimum of $\xi_{\mathbf{k}}$. Hence, divergence in the sum can be avoided. This sum rule applies to (A12) and (A14).

We have to study Q_f and Q'_f and their behaviors along the phase boundary $U_{c_1}(t_1)$. By using Fourier transformations (A2) and (A3),

$$\begin{aligned} Q_f &= \langle X_i^* X_j \rangle |_{\text{nn}} = \frac{1}{N} \sum_{\mathbf{k}} e^{-i\mathbf{k} \cdot \delta_{\mu}} \langle X_{\mathbf{k}}^{b*} X_{\mathbf{k}}^a \rangle \\ &= \frac{1}{N} \sum_{\mathbf{k}} \frac{|g_1|}{4} \frac{1}{\beta} \sum_n G_X(\mathbf{k}, \nu_n) \\ &= \frac{1}{N} \sum_{\mathbf{k}} \frac{|g_1|}{4} \frac{\sqrt{2U}}{2\sqrt{U}(\rho + \xi_{\mathbf{k}})}, \end{aligned} \quad (\text{A11})$$

here δ_{μ} denotes one of the four nearest neighbor vectors in Fig. 2, $g_1(\mathbf{k}) = \sum_{i=1}^4 e^{-i\mathbf{k} \cdot \delta_i}$. Along the transition line we have $\Delta_X = 0$ and obtain

$$Q_f^c(t_1) = \frac{\sqrt{2U_{c_1}(t_1)}}{8N} \sum_{\mathbf{k}'} \frac{|g_1|}{\sqrt{\xi_{\mathbf{k}} - \min(\xi_{\mathbf{k}})}}. \quad (\text{A12})$$

The last self-consistent equation determines Q'_f .

$$\begin{aligned} Q'_f &= \langle X_i^* X_j \rangle |_{\text{nnn}} \\ &= \frac{1}{N} \sum_{\mathbf{k}} e^{-i\mathbf{k} \cdot \delta'_{\mu}} \langle X_{\mathbf{k}}^{(a/b)*} X_{\mathbf{k}}^{(a/b)} \rangle \\ &= \frac{1}{N} \sum_{\mathbf{k}} \frac{|g_2|}{4} \frac{1}{\beta} \sum_n G_X(\mathbf{k}, \nu_n) \\ &= \frac{1}{N} \sum_{\mathbf{k}} \frac{|g_2|}{4} \frac{\sqrt{2U}}{2\sqrt{U}(\rho + \xi_{\mathbf{k}})}, \end{aligned} \quad (\text{A13})$$

with δ'_{μ} being one of the four next nearest neighbor vectors in Fig. 2, $g_2(\mathbf{k}) = \sum_{i=1}^4 e^{-i\mathbf{k} \cdot \delta'_i}$. Thus we find Q'_f along the Mott transition,

$$Q'_f{}^c(t_1) = \frac{\sqrt{2U_{c_1}(t_1)}}{8N} \sum_{\mathbf{k}'} \frac{|g_2|}{\sqrt{\xi_{\mathbf{k}} - \min(\xi_{\mathbf{k}})}}. \quad (\text{A14})$$

If $U > U_{c_1}$, $\Delta_X > 0$, the system is in CSL state, the self-consistent equation from the constraint (30) is written as

$$1 = \frac{\sqrt{2U}}{2N} \sum_{\mathbf{k}} \frac{1}{\sqrt{\rho + \xi_{\mathbf{k}}}}. \quad (\text{A15})$$

For $U > U_{c_1}$, we may solve the Lagrange multiplier ρ , and the mean-field parameters Q_f and Q'_f can be calculated by ρ , $g_1(\mathbf{k})$ and $g_2(\mathbf{k})$ given above

$$Q_f = \frac{\sqrt{2U}}{8N} \sum_{\mathbf{k}} \frac{|g_1|}{\sqrt{\xi_{\mathbf{k}} + \rho}}, \quad (\text{A16})$$

$$Q'_f = \frac{\sqrt{2U}}{8N} \sum_{\mathbf{k}} \frac{|g_2|}{\sqrt{\xi_{\mathbf{k}} + \rho}}. \quad (\text{A17})$$

Secondly, we focus on the transition from CSL to magnetically-ordered phase. For the spinon Hamiltonian (63), the unitary transformation between the sub-

lattice bases $\Phi_{\mathbf{k}\sigma} = (\hat{f}_{\mathbf{k}\sigma}^a, \hat{f}_{\mathbf{k}\sigma}^b, \hat{f}_{\mathbf{k}\sigma}^c, \hat{f}_{\mathbf{k}\sigma}^d)$ and band bases $(\hat{f}_{\mathbf{k}\sigma}^{l_1}, \hat{f}_{\mathbf{k}\sigma}^{l_2}, \hat{f}_{\mathbf{k}\sigma}^{u_1}, \hat{f}_{\mathbf{k}\sigma}^{u_2})$

$$\begin{pmatrix} \hat{f}_{\mathbf{k}\sigma}^a \\ \hat{f}_{\mathbf{k}\sigma}^b \\ \hat{f}_{\mathbf{k}\sigma}^c \\ \hat{f}_{\mathbf{k}\sigma}^d \end{pmatrix} = \begin{pmatrix} \alpha_{\sigma-}^1 & \alpha_{\sigma-}^2 & \alpha_{\sigma+}^1 & \alpha_{\sigma+}^2 \\ \beta_{\sigma-}^1 & \beta_{\sigma-}^2 & \beta_{\sigma+}^1 & \beta_{\sigma+}^2 \\ \gamma_{\sigma-}^1 & \gamma_{\sigma-}^2 & \gamma_{\sigma+}^1 & \gamma_{\sigma+}^2 \\ \delta_{\sigma-}^1 & \delta_{\sigma-}^2 & \delta_{\sigma+}^1 & \delta_{\sigma+}^2 \end{pmatrix} \begin{pmatrix} \hat{f}_{\mathbf{k}\sigma}^{l_1} \\ \hat{f}_{\mathbf{k}\sigma}^{l_2} \\ \hat{f}_{\mathbf{k}\sigma}^{u_1} \\ \hat{f}_{\mathbf{k}\sigma}^{u_2} \end{pmatrix} \quad (\text{A18})$$

can diagonalize the two 4×4 matrices \mathcal{H}_{\uparrow} for $\sigma = \uparrow$ and \mathcal{H}_{\downarrow} for $\sigma = \downarrow$,

$$\mathcal{H}_{\uparrow} = \begin{pmatrix} -\frac{U}{4}(m_1 + m_2) & 2it_0 e^{i\frac{\pi}{4}} \sin(k_x a) Q_f & -4t_1 \cos(k_x a) \cos(k_y a) Q'_f & -2it_0 e^{-i\frac{\pi}{4}} \sin(k_y a) Q_f \\ -2it_0 e^{-i\frac{\pi}{4}} \sin(k_x a) Q_f & \frac{U}{4}(m_1 + m_2) & 2it_0 e^{i\frac{\pi}{4}} \sin(k_y a) Q_f & 4t_1 \cos(k_x a) \cos(k_y a) Q'_f \\ -4t_1 \cos(k_x a) \cos(k_y a) Q'_f & -2it_0 e^{-i\frac{\pi}{4}} \sin(k_y a) Q_f & -\frac{U}{4}(m_1 - m_2) & 2it_0 e^{i\frac{\pi}{4}} \sin(k_x a) Q_f \\ 2it_0 e^{i\frac{\pi}{4}} \sin(k_y a) Q_f & 4t_1 \cos(k_x a) \cos(k_y a) Q'_f & -2it_0 e^{-i\frac{\pi}{4}} \sin(k_x a) Q_f & \frac{U}{4}(m_1 - m_2) \end{pmatrix}, \quad (\text{A19})$$

$$\mathcal{H}_{\downarrow} = \begin{pmatrix} \frac{U}{4}(m_1 + m_2) & 2it_0 e^{i\frac{\pi}{4}} \sin(k_x a) Q_f & -4t_1 \cos(k_x a) \cos(k_y a) Q'_f & -2it_0 e^{-i\frac{\pi}{4}} \sin(k_y a) Q_f \\ -2it_0 e^{-i\frac{\pi}{4}} \sin(k_x a) Q_f & -\frac{U}{4}(m_1 + m_2) & 2it_0 e^{i\frac{\pi}{4}} \sin(k_y a) Q_f & 4t_1 \cos(k_x a) \cos(k_y a) Q'_f \\ -4t_1 \cos(k_x a) \cos(k_y a) Q'_f & -2it_0 e^{-i\frac{\pi}{4}} \sin(k_y a) Q_f & \frac{U}{4}(m_1 - m_2) & 2it_0 e^{i\frac{\pi}{4}} \sin(k_x a) Q_f \\ 2it_0 e^{i\frac{\pi}{4}} \sin(k_y a) Q_f & 4t_1 \cos(k_x a) \cos(k_y a) Q'_f & -2it_0 e^{-i\frac{\pi}{4}} \sin(k_x a) Q_f & -\frac{U}{4}(m_1 - m_2) \end{pmatrix}, \quad (\text{A20})$$

here hopping phase $\phi_0 = \frac{\pi}{4}$. For the renormalized mean-field free energy at $T = 0$ of spinon sector obtained by above diagonalization,

$$\mathcal{F} = \sum_{\mathbf{k} \in \text{RBZ}} (-2\Sigma_1 - 2\Sigma_2) + \frac{UN_0}{4}(m_1^2 + m_2^2) + c, \quad (\text{A21})$$

the energy extreme conditions $\frac{\partial \mathcal{F}}{\partial m_1} = \frac{\partial \mathcal{F}}{\partial m_2} = 0$ give the critical interaction strength U_{c_2} of magnetic order. The mean-field parameters Q_{X_1} (58), Q_{X_2} (59) and Q'_{X_1} (61) along the phase boundary U_{c_2} can be calculated by using the unitary transformation (A18).

We start with Q_{X_1} and Q_{X_2} :

$$\begin{aligned} & \sum_{i=1}^2 \langle \sum_{\sigma} t_{ij} e^{i\phi_{ij}} \hat{f}_{i\sigma}^{b\dagger} \hat{f}_{j\sigma}^a \rangle \\ &= -\frac{1}{N_0} \sum_{\mathbf{k} \in \text{RBZ}, \sigma} [-2it_0 e^{-i\frac{\pi}{4}} \sin(k_x a)] \langle \hat{f}_{\mathbf{k}\sigma}^{b\dagger} \hat{f}_{\mathbf{k}\sigma}^a \rangle \\ &= -\frac{1}{N_0} \sum_{\mathbf{k} \in \text{RBZ}, \sigma} [-2it_0 e^{-i\frac{\pi}{4}} \sin(k_x a)] \\ & \quad \cdot (\beta_{\sigma-}^{1*} \alpha_{\sigma-}^1 + \beta_{\sigma-}^{2*} \alpha_{\sigma-}^2), \end{aligned} \quad (\text{A22})$$

$$\begin{aligned} & \sum_{i=1}^2 \langle \sum_{\sigma} t_{ij} e^{i\phi_{ij}} \hat{f}_{i\sigma}^{d\dagger} \hat{f}_{j\sigma}^c \rangle \\ &= -\frac{1}{N_0} \sum_{\mathbf{k} \in \text{RBZ}, \sigma} [-2it_0 e^{-i\frac{\pi}{4}} \sin(k_x a)] \langle \hat{f}_{\mathbf{k}\sigma}^{d\dagger} \hat{f}_{\mathbf{k}\sigma}^c \rangle \\ &= -\frac{1}{N_0} \sum_{\mathbf{k} \in \text{RBZ}, \sigma} [-2it_0 e^{-i\frac{\pi}{4}} \sin(k_x a)] \\ & \quad \cdot (\delta_{\sigma-}^{1*} \gamma_{\sigma-}^1 + \delta_{\sigma-}^{2*} \gamma_{\sigma-}^2), \end{aligned} \quad (\text{A23})$$

$$\begin{aligned} & \sum_{i=1}^2 \langle \sum_{\sigma} t_{ij} e^{i\phi_{ij}} \hat{f}_{i\sigma}^{d\dagger} \hat{f}_{j\sigma}^a \rangle \\ &= -\frac{1}{N_0} \sum_{\mathbf{k} \in \text{RBZ}, \sigma} 2it_0 e^{i\frac{\pi}{4}} \sin(k_y a) \langle \hat{f}_{\mathbf{k}\sigma}^{d\dagger} \hat{f}_{\mathbf{k}\sigma}^a \rangle \\ &= -\frac{1}{N_0} \sum_{\mathbf{k} \in \text{RBZ}, \sigma} 2it_0 e^{i\frac{\pi}{4}} \sin(k_y a) \\ & \quad \cdot (\delta_{\sigma-}^{1*} \alpha_{\sigma-}^1 + \delta_{\sigma-}^{2*} \alpha_{\sigma-}^2), \end{aligned} \quad (\text{A24})$$

$$\begin{aligned}
& \sum_{i=1}^2 \langle \sum_{\sigma} t_{ij} e^{i\phi_{ij}} \hat{f}_{i\sigma}^{b\dagger} \hat{f}_{j\sigma}^c \rangle \\
&= -\frac{1}{N_0} \sum_{\mathbf{k} \in \text{RBZ}, \sigma} 2it_0 e^{i\frac{\pi}{4}} \sin(k_y a) \langle \hat{f}_{\mathbf{k}\sigma}^{b\dagger} \hat{f}_{\mathbf{k}\sigma}^c \rangle \\
&= -\frac{1}{N_0} \sum_{\mathbf{k} \in \text{RBZ}, \sigma} 2it_0 e^{i\frac{\pi}{4}} \sin(k_y a) \\
&\quad \cdot (\beta_{\sigma-}^{1*} \gamma_{\sigma-}^1 + \beta_{\sigma-}^{2*} \gamma_{\sigma-}^2). \tag{A25}
\end{aligned}$$

Thus the mean-field parameters

$$\begin{aligned}
Q_{X_1} &= \langle \sum_{\sigma} t_{ij} e^{i\phi_{ij}} \hat{f}_{i\sigma}^{b\dagger} \hat{f}_{j\sigma}^a \rangle = \langle \sum_{\sigma} t_{ij} e^{i\phi_{ij}} \hat{f}_{i\sigma}^{d\dagger} \hat{f}_{j\sigma}^c \rangle \\
&= -\frac{1}{2N_0} \sum_{\mathbf{k} \in \text{RBZ}, \sigma} [-2it_0 e^{-i\frac{\pi}{4}} \sin(k_x a)] \\
&\quad \cdot (\beta_{\sigma-}^{1*} \alpha_{\sigma-}^1 + \beta_{\sigma-}^{2*} \alpha_{\sigma-}^2) \\
&= -\frac{1}{2N_0} \sum_{\mathbf{k} \in \text{RBZ}, \sigma} [-2it_0 e^{-i\frac{\pi}{4}} \sin(k_x a)] \\
&\quad \cdot (\delta_{\sigma-}^{1*} \gamma_{\sigma-}^1 + \delta_{\sigma-}^{2*} \gamma_{\sigma-}^2) \tag{A26}
\end{aligned}$$

and

$$\begin{aligned}
Q_{X_2} &= \langle \sum_{\sigma} t_{ij} e^{i\phi_{ij}} \hat{f}_{i\sigma}^{d\dagger} \hat{f}_{j\sigma}^a \rangle = \langle \sum_{\sigma} t_{ij} e^{i\phi_{ij}} \hat{f}_{i\sigma}^{b\dagger} \hat{f}_{j\sigma}^c \rangle \\
&= -\frac{1}{2N_0} \sum_{\mathbf{k} \in \text{RBZ}, \sigma} 2it_0 e^{i\frac{\pi}{4}} \sin(k_y a) \\
&\quad \cdot (\delta_{\sigma-}^{1*} \alpha_{\sigma-}^1 + \delta_{\sigma-}^{2*} \alpha_{\sigma-}^2) \\
&= -\frac{1}{2N_0} \sum_{\mathbf{k} \in \text{RBZ}, \sigma} 2it_0 e^{i\frac{\pi}{4}} \sin(k_y a) \\
&\quad \cdot (\beta_{\sigma-}^{1*} \gamma_{\sigma-}^1 + \beta_{\sigma-}^{2*} \gamma_{\sigma-}^2), \tag{A27}
\end{aligned}$$

here for the lattice symmetry, the factor 2 in the denominator denotes two nearest neighbour sites.

Similarly,

$$\begin{aligned}
& \sum_{i=1}^4 \langle \sum_{\sigma} t_1 \hat{f}_{i\sigma}^{a\dagger} \hat{f}_{j\sigma}^c \rangle \\
&= -\frac{1}{N_0} \sum_{\mathbf{k} \in \text{RBZ}, \sigma} [-4t_1 \cos(k_x a) \cos(k_y a)] \langle \hat{f}_{\mathbf{k}\sigma}^{a\dagger} \hat{f}_{\mathbf{k}\sigma}^c \rangle \\
&= -\frac{1}{N_0} \sum_{\mathbf{k} \in \text{RBZ}, \sigma} [-4t_1 \cos(k_x a) \cos(k_y a)] \\
&\quad \cdot (\alpha_{\sigma-}^{1*} \gamma_{\sigma-}^1 + \alpha_{\sigma-}^{2*} \gamma_{\sigma-}^2), \tag{A28}
\end{aligned}$$

$$\begin{aligned}
& \sum_{i=1}^4 \langle \sum_{\sigma} t_1 \hat{f}_{i\sigma}^{b\dagger} \hat{f}_{j\sigma}^d \rangle \\
&= -\frac{1}{N_0} \sum_{\mathbf{k} \in \text{RBZ}, \sigma} 4t_1 \cos(k_x a) \cos(k_y a) \langle \hat{f}_{\mathbf{k}\sigma}^{b\dagger} \hat{f}_{\mathbf{k}\sigma}^d \rangle \\
&= -\frac{1}{N_0} \sum_{\mathbf{k} \in \text{RBZ}, \sigma} 4t_1 \cos(k_x a) \cos(k_y a) \\
&\quad \cdot (\beta_{\sigma-}^{1*} \delta_{\sigma-}^1 + \beta_{\sigma-}^{2*} \delta_{\sigma-}^2), \tag{A29}
\end{aligned}$$

then the mean-field parameter

$$\begin{aligned}
Q'_X &= \langle \sum_{\sigma} t_1 \hat{f}_{i\sigma}^{a\dagger} \hat{f}_{j\sigma}^c \rangle = \langle \sum_{\sigma} t_1 \hat{f}_{i\sigma}^{b\dagger} \hat{f}_{j\sigma}^d \rangle \\
&= -\frac{1}{4N_0} \sum_{\mathbf{k} \in \text{RBZ}, \sigma} [-4t_1 \cos(k_x a) \cos(k_y a)] \\
&\quad \cdot (\alpha_{\sigma-}^{1*} \gamma_{\sigma-}^1 + \alpha_{\sigma-}^{2*} \gamma_{\sigma-}^2) \\
&= -\frac{1}{4N_0} \sum_{\mathbf{k} \in \text{RBZ}, \sigma} 4t_1 \cos(k_x a) \cos(k_y a) \\
&\quad \cdot (\beta_{\sigma-}^{1*} \delta_{\sigma-}^1 + \beta_{\sigma-}^{2*} \delta_{\sigma-}^2), \tag{A30}
\end{aligned}$$

here for the lattice symmetry, the factor 4 in the denominator denotes four next nearest neighbour sites. And $\langle \hat{f}_{\mathbf{k}\sigma}^{l_1\dagger} \hat{f}_{\mathbf{k}\sigma}^{l_1} \rangle = \langle \hat{f}_{\mathbf{k}\sigma}^{l_2\dagger} \hat{f}_{\mathbf{k}\sigma}^{l_2} \rangle = 1$, $\langle \hat{f}_{\mathbf{k}\sigma}^{u_1\dagger} \hat{f}_{\mathbf{k}\sigma}^{u_1} \rangle = \langle \hat{f}_{\mathbf{k}\sigma}^{u_2\dagger} \hat{f}_{\mathbf{k}\sigma}^{u_2} \rangle = 0$ for $\sigma = \uparrow, \downarrow$ since the lower band is completely filled while the upper band is empty. The rotor spectrum $\xi_{\mathbf{k}}$ of Eq. (68) is well defined.

The self-consistent equation along the phase boundary U_{c_2} corresponding to the constraint (30)

$$1 = \frac{\sqrt{2U_{c_2}}}{2N} \sum_{\mathbf{k}} \frac{1}{\sqrt{\rho + \xi_{\mathbf{k}}}}. \tag{A31}$$

determines Lagrange multiplier ρ_c along the phase boundary U_{c_2} . Now we find the mean-field parameters Q_f and Q'_f along the transition line U_{c_2} ,

$$Q_f^c = \frac{\sqrt{2U_{c_2}}}{8N} \sum_{\mathbf{k}} \frac{|g_1|}{\sqrt{\xi_{\mathbf{k}} + \rho_c}}, \tag{A32}$$

$$Q_f'^c = \frac{\sqrt{2U_{c_2}}}{8N} \sum_{\mathbf{k}} \frac{|g_2|}{\sqrt{\xi_{\mathbf{k}} + \rho_c}}, \tag{A33}$$

here $g_1(\mathbf{k}) = \sum_{i=1}^4 e^{-i\mathbf{k} \cdot \delta_i}$ with δ_i being one of four nearest neighbor vectors in Fig.2, $g_2(\mathbf{k}) = \sum_{i=1}^4 e^{-i\mathbf{k} \cdot \delta'_i}$ with δ'_i being one of four next nearest neighbor vectors in Fig.2.

Appendix B: effective spin model

In this appendix we will briefly present the derivation of effective spin Hamiltonian and how to decouple the spin interaction terms by trial mean-field parameters. We follow the procedure in [85] and only give the corrections up to the fourth order. As for the fourth order terms, only the terms which have important physical meaning are considered. In other words, these fourth order terms can give qualitative modification on the mean-field phase diagram obtained from the effective spin Hamiltonian which has only expansions up to the third order [18].

Let's start from the total Hamiltonian

$$\begin{aligned}
H &= H_0 + H_{\text{int}} \\
&= - \sum_{\langle ij \rangle \sigma} t_{ij} e^{i\phi_{ij}} \hat{c}_{i\sigma}^\dagger \hat{c}_{j\sigma} - \sum_{\langle\langle ij \rangle\rangle} \sum_{\sigma} t_1 \hat{c}_{i\sigma}^\dagger \hat{c}_{j\sigma} \\
&\quad + U \sum_i n_{i\uparrow} n_{i\downarrow}.
\end{aligned} \tag{B1}$$

An effective spin model can be derived by considering the perturbation expansions about $\frac{t_0}{U}$, $\frac{t_1}{U}$, with t_0, t_1 being small compared with U at half-filled case.

By multiplying hopping term H_0 from the left by $1 = n_{i\bar{\sigma}} + h_{i\bar{\sigma}}$ and from the right by $1 = n_{j\bar{\sigma}} + h_{j\bar{\sigma}}$, we may rewrite Hamiltonian (B1) in the following form

$$\begin{aligned}
H &= T_0 + H_{\text{int}} + T_+ + T_-, \\
T_0 &= - \sum_{\langle ij \rangle \sigma} t_{ij} e^{i\phi_{ij}} (h_{i\bar{\sigma}} \hat{c}_{i\sigma}^\dagger \hat{c}_{j\sigma} h_{j\bar{\sigma}} + n_{i\bar{\sigma}} \hat{c}_{i\sigma}^\dagger \hat{c}_{j\sigma} n_{j\bar{\sigma}}) \\
&\quad - \sum_{\langle\langle ij \rangle\rangle} \sum_{\sigma} t_1 (h_{i\bar{\sigma}} \hat{c}_{i\sigma}^\dagger \hat{c}_{j\sigma} h_{j\bar{\sigma}} + n_{i\bar{\sigma}} \hat{c}_{i\sigma}^\dagger \hat{c}_{j\sigma} n_{j\bar{\sigma}}),
\end{aligned} \tag{B2}$$

$$\begin{aligned}
T_+ &= - \sum_{\langle ij \rangle \sigma} t_{ij} e^{i\phi_{ij}} n_{i\bar{\sigma}} \hat{c}_{i\sigma}^\dagger \hat{c}_{j\sigma} h_{j\bar{\sigma}} \\
&\quad - \sum_{\langle\langle ij \rangle\rangle} \sum_{\sigma} t_1 n_{i\bar{\sigma}} \hat{c}_{i\sigma}^\dagger \hat{c}_{j\sigma} h_{j\bar{\sigma}},
\end{aligned} \tag{B3}$$

$$\begin{aligned}
T_- &= - \sum_{\langle ij \rangle \sigma} t_{ij} e^{i\phi_{ij}} h_{i\bar{\sigma}} \hat{c}_{i\sigma}^\dagger \hat{c}_{j\sigma} n_{j\bar{\sigma}} \\
&\quad - \sum_{\langle\langle ij \rangle\rangle} \sum_{\sigma} t_1 h_{i\bar{\sigma}} \hat{c}_{i\sigma}^\dagger \hat{c}_{j\sigma} n_{j\bar{\sigma}},
\end{aligned} \tag{B4}$$

where the spin indices $\sigma = \uparrow, \downarrow$, $\bar{\sigma}$ is up for σ down and down for σ up, $n_{i\sigma} = \hat{c}_{i\sigma}^\dagger \hat{c}_{i\sigma}$ and $h_{i\sigma} = 1 - n_{i\sigma}$. T_+ describes the process of increasing one doubly-occupied site, T_- describes the process of decreasing one doubly-occupied site and T_0 leaves the number of doubly-occupied sites unchanged.

The effective Hamiltonian can be obtained by a canonical transformation [85]:

$$\begin{aligned}
H_{\text{eff}} &= e^S H e^{-S} \\
&= H + [S, H] + \frac{1}{2}[S, [S, H]] + \frac{1}{3!}[S, [S, [S, H]]] \\
&\quad + \frac{1}{4!}[S, [S, [S, [S, H]]]] + \dots.
\end{aligned} \tag{B5}$$

In the effective Hamiltonian the hopping events which increase or decrease doubly-occupied sites must be prohibited since the ground state of the system has no doubly-occupied sites. By using commutation relations $[T_{\pm}, H_{\text{int}}] = \mp UT_{\pm}$, $[T_0, H_{\text{int}}] = 0$, we can get the effective Hamiltonian up to the fourth order corrections[85]:

$$\begin{aligned}
H_{\text{eff}} &= -\frac{1}{U} T_- T_+ + \frac{1}{U^2} T_- T_0 T_+ - \frac{1}{U^3} T_- T_0 T_0 T_+ \\
&\quad + \frac{1}{U^3} T_- T_+ T_- T_+ - \frac{1}{2U^3} T_- T_- T_+ T_+.
\end{aligned} \tag{B6}$$

If all spin configurations at half-filled case are taken into account, we can reach the following effective Hamiltonian for the spin degree of freedom

$$\begin{aligned}
H_{\text{eff}} &= \sum_{\langle ij \rangle} \frac{4t_0^2}{U} \mathbf{S}_i \cdot \mathbf{S}_j + \sum_{\langle\langle ij \rangle\rangle} \frac{4t_1^2}{U} \mathbf{S}_i \cdot \mathbf{S}_j + \sum_{ijk \in \Delta} \frac{24t_0^2 t_1}{U^2} \sin(\phi_{ijk}) \mathbf{S}_i \cdot (\mathbf{S}_j \times \mathbf{S}_k) \\
&\quad + \frac{t_0^4}{U^3} \sum_{ijkl \in \square} \cos(\phi_{ijkl}) \{80[(\mathbf{S}_i \cdot \mathbf{S}_j)(\mathbf{S}_k \cdot \mathbf{S}_l) + (\mathbf{S}_i \cdot \mathbf{S}_l)(\mathbf{S}_j \cdot \mathbf{S}_k) - (\mathbf{S}_i \cdot \mathbf{S}_k)(\mathbf{S}_j \cdot \mathbf{S}_l)] \\
&\quad - 4(\mathbf{S}_i \cdot \mathbf{S}_j + \mathbf{S}_k \cdot \mathbf{S}_l + \mathbf{S}_j \cdot \mathbf{S}_k + \mathbf{S}_i \cdot \mathbf{S}_l + \mathbf{S}_i \cdot \mathbf{S}_k + \mathbf{S}_j \cdot \mathbf{S}_l)\} \\
&\quad + \frac{t_1^4}{U^3} \sum_{ijkl \in \diamond} \{80[(\mathbf{S}_i \cdot \mathbf{S}_j)(\mathbf{S}_k \cdot \mathbf{S}_l) + (\mathbf{S}_i \cdot \mathbf{S}_l)(\mathbf{S}_j \cdot \mathbf{S}_k) - (\mathbf{S}_i \cdot \mathbf{S}_k)(\mathbf{S}_j \cdot \mathbf{S}_l)] \\
&\quad - 4(\mathbf{S}_i \cdot \mathbf{S}_j + \mathbf{S}_k \cdot \mathbf{S}_l + \mathbf{S}_j \cdot \mathbf{S}_k + \mathbf{S}_i \cdot \mathbf{S}_l + \mathbf{S}_i \cdot \mathbf{S}_k + \mathbf{S}_j \cdot \mathbf{S}_l)\} \\
&\quad - \frac{16t_0^4}{U^3} \sum_{\langle ij \rangle} \mathbf{S}_i \cdot \mathbf{S}_j - \frac{16t_1^4}{U^3} \sum_{\langle\langle ij \rangle\rangle} \mathbf{S}_i \cdot \mathbf{S}_j + \frac{16t_0^2 t_1^2}{U^3} \sum_{\langle ij \rangle} \mathbf{S}_i \cdot \mathbf{S}_j + \frac{8t_0^4}{U^3} \sum_{\langle\langle ij \rangle\rangle} \mathbf{S}_i \cdot \mathbf{S}_j,
\end{aligned} \tag{B7}$$

where the spin operators at i th site are defined as: $S_i^x = \frac{1}{2}(\hat{c}_{i\downarrow}^\dagger \hat{c}_{i\uparrow} + \hat{c}_{i\uparrow}^\dagger \hat{c}_{i\downarrow})$, $S_i^y = \frac{i}{2}(\hat{c}_{i\downarrow}^\dagger \hat{c}_{i\uparrow} - \hat{c}_{i\uparrow}^\dagger \hat{c}_{i\downarrow})$, $S_i^z = \frac{1}{2}(\hat{c}_{i\uparrow}^\dagger \hat{c}_{i\uparrow} - \hat{c}_{i\downarrow}^\dagger \hat{c}_{i\downarrow})$.

Obviously, the time-reversal symmetry of system is broken due to the appearance of the third term. The

summation in the third term means that each set of (i, j, k) consists of a minimum triangular. ϕ_{ijk} is the Aharonov-Bohm phase acquired by hopping through the closed minimum triangular loop in anticlockwise direction $i \rightarrow j \rightarrow k \rightarrow i$. It can be verified that $\phi_{ijk} = \frac{\pi}{2}$

when $\phi_0 = \frac{\pi}{4}$.

To study different phases we should introduce mean-field parameters. At first we use the anyonic spinons $\hat{f}_i = (\hat{f}_{i\uparrow}, \hat{f}_{i\downarrow})^T$ to represent the spin operator as $\mathbf{S}_i = \hat{f}_i^\dagger \boldsymbol{\sigma} \hat{f}_i$ as long as the particle number $\hat{f}_i^\dagger \hat{f}_i = 1$ at each site, where $\boldsymbol{\sigma} = (\sigma_x, \sigma_y, \sigma_z)$. The two and three spin interaction terms can be rewritten as the following by using the spinon hopping operator $\hat{\chi}_{ij} = \hat{\chi}_{ji}^\dagger = \hat{f}_i^\dagger \hat{f}_j$,

$$\mathbf{S}_i \cdot \mathbf{S}_j = -\frac{1}{2} \hat{\chi}_{ij} \hat{\chi}_{ji}, \quad (\text{B8})$$

$$\mathbf{S}_i \cdot (\mathbf{S}_j \times \mathbf{S}_k) = \frac{1}{24i} \{ [\hat{\chi}_{ij} \hat{\chi}_{jk} \hat{\chi}_{ki} + \hat{\chi}_{jk} \hat{\chi}_{ij} \hat{\chi}_{ki} + \text{cyclic}(ijk)] - \text{H.c.} \}. \quad (\text{B9})$$

In general the spinon hopping term is complex, and the spin chirality term can give rise to a phase $e^{i\phi_\Delta}$, with the flux $\phi_\Delta = \text{Arg}(\langle \hat{\chi}_{ik} \rangle \langle \hat{\chi}_{kj} \rangle \langle \hat{\chi}_{ji} \rangle)$ experienced by spinons after hopping through a closed minimum triangular loop in anticlockwise direction $i \rightarrow j \rightarrow k \rightarrow i$. When $\phi_\Delta = \frac{\pi}{2}$ the spinons experience a uniform U(1) gauge field, with the magnetic flux through each triangular being $\frac{\pi}{2}$ and through each plaquette being π [2].

The mean-field parameters about hopping can be introduced to decouple the spin interactions (see Eqs.(71)):

$$\begin{aligned} \chi_1 &= +\langle \hat{\chi}_{ii+1_x} \rangle^* |_{i_x=\text{odd}, i_y=\text{odd}} \\ &= -\langle \hat{\chi}_{ii+1_x} \rangle |_{i_x=\text{even}, i_y=\text{odd}} \\ &= +\langle \hat{\chi}_{ii+1_x} \rangle |_{i_x=\text{odd}, i_y=\text{even}} \\ &= -\langle \hat{\chi}_{ii+1_x} \rangle^* |_{i_x=\text{even}, i_y=\text{even}} \\ &= +\langle \hat{\chi}_{ii+1_y} \rangle |_{i_x=\text{odd}, i_y=\text{odd}} \\ &= -\langle \hat{\chi}_{ii+1_y} \rangle^* |_{i_x=\text{odd}, i_y=\text{even}} \\ &= +\langle \hat{\chi}_{ii+1_y} \rangle^* |_{i_x=\text{even}, i_y=\text{odd}} \\ &= -\langle \hat{\chi}_{ii+1_y} \rangle |_{i_x=\text{even}, i_y=\text{even}}, \\ \chi_2 &= +\langle \hat{\chi}_{ii+1_x+1_y} \rangle = \chi_2^* \end{aligned}$$

with $i_x = \frac{x_i}{a}$, $i_y = \frac{y_i}{a}$. Here χ_2 is assumed to be real and the hopping phase is only carried by χ_1 for the CSL phase.

Furthermore, since the system may contain symmetry breaking orders at some parameter region, we also need to introduce the following magnetic order parameters to describe the Neel order and stripe order, respectively

$$M_n = (-1)^{i_x+i_y} \langle S_i^z \rangle, \quad M_s = (-1)^{i_x} \langle S_i^z \rangle, \quad (\text{B10})$$

Now we can decouple the spin interactions by these trial mean-field parameters. The first term in (B7) is

interaction of two spins on nearest neighbour sites

$$\begin{aligned} \mathbf{S}_i \cdot \mathbf{S}_j &= -\frac{1}{2} \langle \hat{\chi}_{ji} \rangle \hat{\chi}_{ij} + \text{H.c.} + \frac{1}{2} |\chi_1|^2 \\ &\quad + (-1)^{i_x+i_y} (M_n S_j^z - M_n S_i^z) + M_n^2, \end{aligned} \quad (\text{B11})$$

here $j = i + 1_x$ or $j = i + 1_y$. And the second term in (B7) is interaction of two spins on next nearest neighbour sites

$$\begin{aligned} \mathbf{S}_i \cdot \mathbf{S}_j &= -\frac{1}{2} \langle \hat{\chi}_{ji} \rangle \hat{\chi}_{ij} + \text{H.c.} + \frac{1}{2} |\chi_2|^2 \\ &\quad + (-1)^{i_x+i_y} (M_n S_j^z + M_n S_i^z) - M_n^2 \\ &\quad + (-1)^{i_x} (M_s S_j^z - M_s S_i^z) + M_s^2, \end{aligned} \quad (\text{B12})$$

here $j = i + 1_x + 1_y$.

Both the Neel order M_n and the stripe order M_s are collinear, so they don't appear in decoupling the spin chirality interaction term $\mathbf{S}_i \cdot (\mathbf{S}_j \times \mathbf{S}_k)$

$$\begin{aligned} &\mathbf{S}_i \cdot (\mathbf{S}_j \times \mathbf{S}_k) \\ &= \frac{1}{12i} [3 \langle \hat{\chi}_{ij} \hat{\chi}_{jk} \rangle \hat{\chi}_{ki} + \text{cyclic}(ijk) - \text{H.c.}] \\ &\quad - \frac{1}{12i} (6 \langle \hat{\chi}_{ij} \rangle \langle \hat{\chi}_{jk} \rangle \langle \hat{\chi}_{ki} \rangle - \text{H.c.}) \\ &= \frac{1}{12i} [3 \frac{|\chi_1^2 \chi_2| e^{-i\phi_\Delta}}{\langle \hat{\chi}_{ki} \rangle} \hat{\chi}_{ki} + \text{cyclic}(ijk) - \text{H.c.}] \\ &\quad - \frac{1}{12i} (6 |\chi_1^2 \chi_2| e^{-i\phi_\Delta} - \text{H.c.}) \end{aligned} \quad (\text{B13})$$

with $\chi_1 = |\chi_1| e^{i\frac{\pi}{4}}$. When we determine the matrix elements of the above three spin interaction term, we should keep in mind that every square plaquette contains four minimum triangular loops and every nearest neighbour bond is shared by four minimum triangular loops, but every next nearest neighbour bond is shared by only two minimum triangular loops.

When the spinons hop through a square plaquette in the direction and opposite direction of Fig.9(a) of the main text, it will lead to the fourth part in (B7). It contains only nearest neighbour hopping. ϕ_{ijkl} is the phase acquired by hopping through a closed square plaquette in anticlockwise direction $i \rightarrow j \rightarrow k \rightarrow l \rightarrow i$. It can be verified that $\phi_{ijkl} = \pi$ when $\phi_0 = \frac{\pi}{4}$. The four spin interaction terms can be rewritten by the spinon hopping operator:

$$\begin{aligned}
& -\{80[(\mathbf{S}_i \cdot \mathbf{S}_j)(\mathbf{S}_k \cdot \mathbf{S}_l) + (\mathbf{S}_i \cdot \mathbf{S}_l)(\mathbf{S}_j \cdot \mathbf{S}_k) - (\mathbf{S}_i \cdot \mathbf{S}_k)(\mathbf{S}_j \cdot \mathbf{S}_l)] \\
& -4(\mathbf{S}_i \cdot \mathbf{S}_j + \mathbf{S}_k \cdot \mathbf{S}_l + \mathbf{S}_j \cdot \mathbf{S}_k + \mathbf{S}_i \cdot \mathbf{S}_l + \mathbf{S}_i \cdot \mathbf{S}_k + \mathbf{S}_j \cdot \mathbf{S}_l)\} \\
& = \hat{\chi}_{ij}\hat{\chi}_{jk}\hat{\chi}_{kl}\hat{\chi}_{li} + \hat{\chi}_{jk}\hat{\chi}_{kl}\hat{\chi}_{ij}\hat{\chi}_{li} + \hat{\chi}_{jk}\hat{\chi}_{ij}\hat{\chi}_{kl}\hat{\chi}_{li} + \hat{\chi}_{kl}\hat{\chi}_{jk}\hat{\chi}_{ij}\hat{\chi}_{li} + \frac{1}{2}(\hat{\chi}_{ij}\hat{\chi}_{kl}\hat{\chi}_{jk}\hat{\chi}_{li} + \hat{\chi}_{kl}\hat{\chi}_{ij}\hat{\chi}_{jk}\hat{\chi}_{li}) + \text{cyclic}(ijkl) + \text{H.c.},
\end{aligned} \tag{B14}$$

here $j = i + 1_x, k = i + 1_x + 1_y, l = i + 1_y$. The four spin interaction terms can be decoupled by trial mean-field

parameters as

$$\begin{aligned}
& -\{80[(\mathbf{S}_i \cdot \mathbf{S}_j)(\mathbf{S}_k \cdot \mathbf{S}_l) + (\mathbf{S}_i \cdot \mathbf{S}_l)(\mathbf{S}_j \cdot \mathbf{S}_k) - (\mathbf{S}_i \cdot \mathbf{S}_k)(\mathbf{S}_j \cdot \mathbf{S}_l)] \\
& -4(\mathbf{S}_i \cdot \mathbf{S}_j + \mathbf{S}_k \cdot \mathbf{S}_l + \mathbf{S}_j \cdot \mathbf{S}_k + \mathbf{S}_i \cdot \mathbf{S}_l + \mathbf{S}_i \cdot \mathbf{S}_k + \mathbf{S}_j \cdot \mathbf{S}_l)\} \\
& = 5[4\langle \hat{\chi}_{ij} \rangle \langle \hat{\chi}_{jk} \rangle \langle \hat{\chi}_{kl} \rangle \hat{\chi}_{li} + \text{cyclic}(ijkl) - 12\langle \hat{\chi}_{ij} \rangle \langle \hat{\chi}_{jk} \rangle \langle \hat{\chi}_{kl} \rangle \langle \hat{\chi}_{li} \rangle + \text{H.c.}] \\
& -\{80[(\mathbf{S}_i \cdot \mathbf{S}_j)(\mathbf{S}_k \cdot \mathbf{S}_l) - (\mathbf{S}_i \times \mathbf{S}_j) \cdot (\mathbf{S}_k \times \mathbf{S}_l)] \\
& -4(\mathbf{S}_i \cdot \mathbf{S}_j + \mathbf{S}_k \cdot \mathbf{S}_l + \mathbf{S}_j \cdot \mathbf{S}_k + \mathbf{S}_i \cdot \mathbf{S}_l + \mathbf{S}_i \cdot \mathbf{S}_k + \mathbf{S}_j \cdot \mathbf{S}_l)\} \\
& = 5[\frac{4|\chi_1|^4 e^{-i\pi}}{\langle \hat{\chi}_{li} \rangle} \hat{\chi}_{li} + \text{cyclic}(ijkl) - 12|\chi_1|^4 e^{-i\pi} + \text{H.c.}] \\
& -80[(-1)^{i_x+i_y}(M_n^3 S_i^z - M_n^3 S_j^z + M_n^3 S_k^z - M_n^3 S_l^z) - 3M_n^4] \\
& -4(-1)^{i_x+i_y}(M_n S_i^z - M_n S_j^z + M_n S_k^z - M_n S_l^z) + 8M_n^2.
\end{aligned} \tag{B15}$$

When the spinons hop through a square plaquette in the direction and opposite direction of Fig.9(b) of the main text, it will lead to the fifth part in (B7). It contains only

next nearest neighbour hopping. The four spin interaction terms can also be rewritten by the spinon hopping operator:

$$\begin{aligned}
& 80[(\mathbf{S}_i \cdot \mathbf{S}_j)(\mathbf{S}_k \cdot \mathbf{S}_l) + (\mathbf{S}_i \cdot \mathbf{S}_l)(\mathbf{S}_j \cdot \mathbf{S}_k) - (\mathbf{S}_i \cdot \mathbf{S}_k)(\mathbf{S}_j \cdot \mathbf{S}_l)] \\
& -4(\mathbf{S}_i \cdot \mathbf{S}_j + \mathbf{S}_k \cdot \mathbf{S}_l + \mathbf{S}_j \cdot \mathbf{S}_k + \mathbf{S}_i \cdot \mathbf{S}_l + \mathbf{S}_i \cdot \mathbf{S}_k + \mathbf{S}_j \cdot \mathbf{S}_l) \\
& = -\hat{\chi}_{ij}\hat{\chi}_{jk}\hat{\chi}_{kl}\hat{\chi}_{li} - \hat{\chi}_{jk}\hat{\chi}_{kl}\hat{\chi}_{ij}\hat{\chi}_{li} - \hat{\chi}_{jk}\hat{\chi}_{ij}\hat{\chi}_{kl}\hat{\chi}_{li} - \hat{\chi}_{kl}\hat{\chi}_{jk}\hat{\chi}_{ij}\hat{\chi}_{li} - \frac{1}{2}(\hat{\chi}_{ij}\hat{\chi}_{kl}\hat{\chi}_{jk}\hat{\chi}_{li} + \hat{\chi}_{kl}\hat{\chi}_{ij}\hat{\chi}_{jk}\hat{\chi}_{li}) + \text{cyclic}(ijkl) + \text{H.c.},
\end{aligned} \tag{B16}$$

here $j = i + 1_x + 1_y, k = i + 2_y, l = i - 1_x + 1_y$. The four spin interaction terms can be decoupled by trial mean-

field parameters as

$$\begin{aligned}
& 80[(\mathbf{S}_i \cdot \mathbf{S}_j)(\mathbf{S}_k \cdot \mathbf{S}_l) + (\mathbf{S}_i \cdot \mathbf{S}_l)(\mathbf{S}_j \cdot \mathbf{S}_k) - (\mathbf{S}_i \cdot \mathbf{S}_k)(\mathbf{S}_j \cdot \mathbf{S}_l)] \\
& - 4(\mathbf{S}_i \cdot \mathbf{S}_j + \mathbf{S}_k \cdot \mathbf{S}_l + \mathbf{S}_j \cdot \mathbf{S}_k + \mathbf{S}_i \cdot \mathbf{S}_l + \mathbf{S}_i \cdot \mathbf{S}_k + \mathbf{S}_j \cdot \mathbf{S}_l) \\
= & -5[4\langle \hat{\chi}_{ij} \rangle \langle \hat{\chi}_{jk} \rangle \langle \hat{\chi}_{kl} \rangle \hat{\chi}_{li} + \text{cyclic}(ijkl)] \\
& - 12\langle \hat{\chi}_{ij} \rangle \langle \hat{\chi}_{jk} \rangle \langle \hat{\chi}_{kl} \rangle \langle \hat{\chi}_{li} \rangle + \text{H.c.}] \\
& + 80[(\mathbf{S}_i \cdot \mathbf{S}_j)(\mathbf{S}_k \cdot \mathbf{S}_l) - (\mathbf{S}_i \times \mathbf{S}_j) \cdot (\mathbf{S}_k \times \mathbf{S}_l)] \\
& - 4(\mathbf{S}_i \cdot \mathbf{S}_j + \mathbf{S}_k \cdot \mathbf{S}_l + \mathbf{S}_j \cdot \mathbf{S}_k + \mathbf{S}_i \cdot \mathbf{S}_l + \mathbf{S}_i \cdot \mathbf{S}_k + \mathbf{S}_j \cdot \mathbf{S}_l) \\
= & -5[4\chi_2^3 \hat{\chi}_{li} + \text{cyclic}(ijkl) - 12\chi_2^4 + \text{H.c.}] \\
& + 80[(-1)^{i_x+i_y}(M_n^3 S_i^z + M_n^3 S_j^z + M_n^3 S_k^z + M_n^3 S_l^z) - 3M_n^4] \\
& - 12(-1)^{i_x+i_y}(M_n S_i^z + M_n S_j^z + M_n S_k^z + M_n S_l^z) + 24M_n^2 \\
& + 80[(-1)^{i_x}(M_s^3 S_i^z - M_s^3 S_j^z + M_s^3 S_k^z - M_s^3 S_l^z) - 3M_s^4] \\
& + 4(-1)^{i_x}(M_s S_i^z - M_s S_j^z + M_s S_k^z - M_s S_l^z) - 8M_s^2.
\end{aligned} \tag{B17}$$

Note that both the Neel order M_n and the stripe order M_s don't appear in decoupling the four spin interaction term $(\mathbf{S}_i \times \mathbf{S}_j) \cdot (\mathbf{S}_k \times \mathbf{S}_l)$ because they are collinear.

The terms about hopping events $i \leftrightarrow j, k \leftrightarrow l$ appear in the last two parts of (B6): $T_- T_+ T_- T_+ - \frac{1}{2} T_- T_- T_+ T_+$, but they are canceled by each other.

The first two terms in the last line of (B7) are about interaction of two spins located at two neighbour sites in Fig.10 of the main text. Each spin is interacted twice.

Using spinon hopping operators to rewrite the spin-interaction term:

$$\begin{aligned}
& -16\mathbf{S}_i \cdot \mathbf{S}_j \\
= & 2 \sum_{\sigma} (\hat{\chi}_{ij} \hat{f}_{j\sigma}^{\dagger} \hat{f}_{i\sigma} \hat{f}_{i\sigma}^{\dagger} \hat{f}_{j\sigma} \hat{\chi}_{ji} + \hat{\chi}_{ji} \hat{f}_{i\sigma}^{\dagger} \hat{f}_{j\sigma} \hat{f}_{i\sigma}^{\dagger} \hat{f}_{j\sigma} \hat{\chi}_{ij}).
\end{aligned} \tag{B18}$$

Under mean-field approximation,

$$\begin{aligned}
& \sum_{\sigma} \hat{\chi}_{ij} \hat{f}_{j\sigma}^{\dagger} \hat{f}_{i\sigma} \hat{f}_{i\sigma}^{\dagger} \hat{f}_{j\sigma} \hat{\chi}_{ji} \\
= & \sum_{\sigma} [\langle \hat{\chi}_{ij} \rangle \langle \hat{f}_{j\sigma}^{\dagger} \hat{f}_{i\sigma} \rangle \langle \hat{f}_{i\sigma}^{\dagger} \hat{f}_{j\sigma} \rangle \hat{\chi}_{ji} \\
& + \langle \hat{\chi}_{ij} \rangle \langle \hat{f}_{j\sigma}^{\dagger} \hat{f}_{i\sigma} \rangle \hat{f}_{i\sigma}^{\dagger} \hat{f}_{j\sigma} \langle \hat{\chi}_{ji} \rangle \\
& + \langle \hat{\chi}_{ij} \rangle \hat{f}_{j\sigma}^{\dagger} \hat{f}_{i\sigma} \langle \hat{f}_{i\sigma}^{\dagger} \hat{f}_{j\sigma} \rangle \langle \hat{\chi}_{ji} \rangle \\
& + \hat{\chi}_{ij} \langle \hat{f}_{j\sigma}^{\dagger} \hat{f}_{i\sigma} \rangle \langle \hat{f}_{i\sigma}^{\dagger} \hat{f}_{j\sigma} \rangle \langle \hat{\chi}_{ji} \rangle \\
& - 3\langle \hat{\chi}_{ij} \rangle \langle \hat{f}_{j\sigma}^{\dagger} \hat{f}_{i\sigma} \rangle \langle \hat{f}_{i\sigma}^{\dagger} \hat{f}_{j\sigma} \rangle \langle \hat{\chi}_{ji} \rangle] \\
= & |\langle \hat{\chi}_{ij} \rangle|^2 (\langle \hat{\chi}_{ij} \rangle \hat{\chi}_{ji} + \langle \hat{\chi}_{ji} \rangle \hat{\chi}_{ij}) - \frac{3}{2} |\langle \hat{\chi}_{ij} \rangle|^4, \\
& \sum_{\sigma} \hat{\chi}_{ji} \hat{f}_{i\sigma}^{\dagger} \hat{f}_{j\sigma} \hat{f}_{i\sigma}^{\dagger} \hat{f}_{j\sigma} \hat{\chi}_{ij} \\
= & |\langle \hat{\chi}_{ij} \rangle|^2 (\langle \hat{\chi}_{ij} \rangle \hat{\chi}_{ji} + \langle \hat{\chi}_{ji} \rangle \hat{\chi}_{ij}) - \frac{3}{2} |\langle \hat{\chi}_{ij} \rangle|^4,
\end{aligned} \tag{B19}$$

where we use $\langle \hat{f}_{i\uparrow}^{\dagger} \hat{f}_{j\uparrow} \rangle = \langle \hat{f}_{i\downarrow}^{\dagger} \hat{f}_{j\downarrow} \rangle = \frac{1}{2} \langle \hat{\chi}_{ij} \rangle$.

We can decouple the two terms by trial mean-field parameters

$$\begin{aligned}
-16\mathbf{S}_i \cdot \mathbf{S}_j & = 4|\chi_1|^2 (\langle \hat{\chi}_{ij} \rangle \hat{\chi}_{ji} + \langle \hat{\chi}_{ji} \rangle \hat{\chi}_{ij}) - 6|\chi_1|^4 \\
& - 16[(-1)^{i_x+i_y}(M_n S_j^z - M_n S_i^z) + M_n^2],
\end{aligned} \tag{B20}$$

here $j = i + 1_x$ or $j = i + 1_y$,

$$\begin{aligned}
-16\mathbf{S}_i \cdot \mathbf{S}_j & = 4\chi_2^2 (\langle \hat{\chi}_{ij} \rangle \hat{\chi}_{ji} + \langle \hat{\chi}_{ji} \rangle \hat{\chi}_{ij}) - 6\chi_2^4 \\
& - 16[(-1)^{i_x+i_y}(M_n S_j^z + M_n S_i^z) - M_n^2] \\
& - 16[(-1)^{i_x}(M_s S_j^z - M_s S_i^z) + M_s^2],
\end{aligned} \tag{B21}$$

here $j = i + 1_x + 1_y$.

The three spins located at the three sites of minimum triangular loop also give rise to four spin interactions, in which one spin is interacted twice while the other two spins are interacted only once. They are illustrated in Fig.11 of the main text and correspond to the last two terms in the last line of (B7). The two terms can be obtained by using spinon hopping operators to rewrite the spin interaction term:

$$\begin{aligned}
& 4\mathbf{S}_j \cdot \mathbf{S}_l + \text{cyclic}(ijl) \\
= & \left\{ \sum_{\sigma} (\hat{\chi}_{il} \hat{f}_{l\sigma}^{\dagger} \hat{f}_{i\sigma} \hat{f}_{i\sigma}^{\dagger} \hat{f}_{l\sigma} \hat{\chi}_{ji} + \hat{\chi}_{ij} \hat{f}_{j\sigma}^{\dagger} \hat{f}_{i\sigma} \hat{f}_{i\sigma}^{\dagger} \hat{f}_{j\sigma} \hat{\chi}_{il} \right. \\
& + \hat{\chi}_{li} \hat{f}_{i\sigma}^{\dagger} \hat{f}_{l\sigma} \hat{f}_{i\sigma}^{\dagger} \hat{f}_{l\sigma} \hat{\chi}_{ji} + \hat{\chi}_{ji} \hat{f}_{i\sigma}^{\dagger} \hat{f}_{j\sigma} \hat{f}_{i\sigma}^{\dagger} \hat{f}_{j\sigma} \hat{\chi}_{il} + j \leftrightarrow l) \\
& - [(\sum_{\sigma} \hat{\chi}_{li} \hat{f}_{i\sigma}^{\dagger} \hat{f}_{j\sigma} \hat{f}_{i\sigma}^{\dagger} \hat{f}_{j\sigma} \hat{\chi}_{ji} + j \leftrightarrow l) + \text{H.c.}] \\
& - \sum_{\sigma} (\hat{\chi}_{ij} \hat{f}_{l\sigma}^{\dagger} \hat{f}_{i\sigma} \hat{f}_{i\sigma}^{\dagger} \hat{f}_{l\sigma} \hat{\chi}_{ji} + \hat{\chi}_{ji} \hat{f}_{i\sigma}^{\dagger} \hat{f}_{l\sigma} \hat{f}_{i\sigma}^{\dagger} \hat{f}_{l\sigma} \hat{\chi}_{ij} \\
& \left. + j \leftrightarrow l) \right\} + \text{cyclic}(ijl),
\end{aligned} \tag{B22}$$

where the term $4\mathbf{S}_j \cdot \mathbf{S}_l$ corresponds to spin interaction illustrated in Fig.11 (a), which contains only nearest neigh-

bour hopping, while the terms $4\mathbf{S}_i \cdot \mathbf{S}_l$ and $4\mathbf{S}_i \cdot \mathbf{S}_j$ in cyclic(ijl) correspond to spin interactions illustrated in Fig.11 (b) and (c), which contain not only nearest neighbour hopping, but next nearest neighbour hopping. Also note that every nearest neighbour bond is shared by four minimum triangular loops, but every next nearest neighbour bond is shared by only two minimum triangular loops, we can thus obtain the last two terms of (B7). When using trial mean-field parameters to decouple the spin interaction term (B22), we find

$$\begin{aligned}
& \sum_{\sigma} (\hat{\chi}_{il} \hat{f}_{l\sigma}^{\dagger} \hat{f}_{i\sigma} \hat{f}_{i\sigma}^{\dagger} \hat{f}_{j\sigma} \hat{\chi}_{ji} + \hat{\chi}_{ij} \hat{f}_{j\sigma}^{\dagger} \hat{f}_{i\sigma} \hat{f}_{l\sigma}^{\dagger} \hat{f}_{i\sigma} \hat{\chi}_{il} \\
& + \hat{\chi}_{li} \hat{f}_{i\sigma}^{\dagger} \hat{f}_{l\sigma} \hat{f}_{i\sigma}^{\dagger} \hat{f}_{j\sigma} \hat{\chi}_{ji} + \hat{\chi}_{ji} \hat{f}_{i\sigma}^{\dagger} \hat{f}_{j\sigma} \hat{f}_{l\sigma}^{\dagger} \hat{f}_{i\sigma} \hat{\chi}_{il} + j \leftrightarrow l) \\
& - [(\sum_{\sigma} \hat{\chi}_{li} \hat{f}_{i\sigma}^{\dagger} \hat{f}_{j\sigma} \hat{f}_{i\sigma}^{\dagger} \hat{f}_{l\sigma} \hat{\chi}_{ji} + j \leftrightarrow l) + \text{H.c.}] \\
& - \sum_{\sigma} (\hat{\chi}_{ij} \hat{f}_{l\sigma}^{\dagger} \hat{f}_{i\sigma} \hat{f}_{i\sigma}^{\dagger} \hat{f}_{l\sigma} \hat{\chi}_{ji} + \hat{\chi}_{ji} \hat{f}_{i\sigma}^{\dagger} \hat{f}_{l\sigma} \hat{f}_{l\sigma}^{\dagger} \hat{f}_{i\sigma} \hat{\chi}_{ij} \\
& + j \leftrightarrow l) \\
& = [4|\langle \hat{\chi}_{ij} \rangle|^2 (\langle \hat{\chi}_{il} \rangle \hat{\chi}_{li} + \langle \hat{\chi}_{li} \rangle \hat{\chi}_{il}) + j \leftrightarrow l \\
& - 12|\langle \hat{\chi}_{ij} \rangle|^2 |\langle \hat{\chi}_{il} \rangle|^2] \\
& - [4|\langle \hat{\chi}_{ij} \rangle|^2 (\langle \hat{\chi}_{il} \rangle \hat{\chi}_{li} + \langle \hat{\chi}_{li} \rangle \hat{\chi}_{il}) + j \leftrightarrow l \\
& - 12|\langle \hat{\chi}_{ij} \rangle|^2 |\langle \hat{\chi}_{il} \rangle|^2] \\
& = 0.
\end{aligned} \tag{B23}$$

Therefore the mean-field approximation of hopping terms is equal to zero. We can only use magnetic order parameters to decouple the last two terms of (B7):

$$16\mathbf{S}_i \cdot \mathbf{S}_j = 16[(-1)^{i_x+i_y}(M_n S_j^z - M_n S_i^z) + M_n^2], \tag{B24}$$

here $j = i + 1_x$ or $j = i + 1_y$,

$$8\mathbf{S}_i \cdot \mathbf{S}_j = 8[(-1)^{i_x+i_y}(M_n S_j^z + M_n S_i^z) - M_n^2], \tag{B25}$$

here $j = i + 1_x + 1_y$.

-
- [1] V. Kalmeyer and R. B. Laughlin, Phys. Rev. Lett. **59**, 2095 (1987), URL <https://link.aps.org/doi/10.1103/PhysRevLett.59.2095>.
- [2] X. G. Wen, F. Wilczek, and A. Zee, Phys. Rev. B **39**, 11413 (1989), URL <https://link.aps.org/doi/10.1103/PhysRevB.39.11413>.
- [3] X. G. Wen, Phys. Rev. B **43**, 11025 (1991), URL <https://link.aps.org/doi/10.1103/PhysRevB.43.11025>.
- [4] H. D. Rosales, F. A. G. Albarracín, P. Pujol, and L. D. C. Jaubert, Phys. Rev. Lett. **130**, 106703 (2023), URL <https://link.aps.org/doi/10.1103/PhysRevLett.130.106703>.
- [5] D. F. Schroeter, E. Kapit, R. Thomale, and M. Greiter, Phys. Rev. Lett. **99**, 097202 (2007), URL <https://link.aps.org/doi/10.1103/PhysRevLett.99.097202>.
- [6] H. Yao and S. A. Kivelson, Phys. Rev. Lett. **99**, 247203 (2007), URL <https://link.aps.org/doi/10.1103/PhysRevLett.99.247203>.
- [7] M. Hermele, V. Gurarie, and A. M. Rey, Phys. Rev. Lett. **103**, 135301 (2009), URL <https://link.aps.org/doi/10.1103/PhysRevLett.103.135301>.
- [8] M. Greiter and R. Thomale, Phys. Rev. Lett. **102**, 207203 (2009), URL <https://link.aps.org/doi/10.1103/PhysRevLett.102.207203>.
- [9] J. He, S.-P. Kou, Y. Liang, and S. Feng, Phys. Rev. B **83**, 205116 (2011), URL <https://link.aps.org/doi/10.1103/PhysRevB.83.205116>.
- [10] L. Messio, B. Bernu, and C. Lhuillier, Phys. Rev. Lett. **108**, 207204 (2012), URL <https://link.aps.org/doi/10.1103/PhysRevLett.108.207204>.
- [11] A. E. B. Nielsen, J. I. Cirac, and G. Sierra, Phys. Rev. Lett. **108**, 257206 (2012), URL <https://link.aps.org/doi/10.1103/PhysRevLett.108.257206>.
- [12] N. Yao, C. Laumann, A. Gorshkov, H. Weimer, L. Jiang, J. Cirac, P. Zoller, and M. Lukin, Nature Communications **4** (2013), URL <https://doi.org/10.1038/2Fncoms2531>.
- [13] M. Greiter, D. F. Schroeter, and R. Thomale, Phys. Rev. B **89**, 165125 (2014), URL <https://link.aps.org/doi/10.1103/PhysRevB.89.165125>.
- [14] T. A. Sedrakyan, L. I. Glazman, and A. Kamenev, Phys. Rev. Lett. **114**, 037203 (2015), URL <https://link.aps.org/doi/10.1103/PhysRevLett.114.037203>.
- [15] C. Hickey, P. Rath, and A. Paramekanti, Phys. Rev. B **91**, 134414 (2015), URL <https://link.aps.org/doi/10.1103/PhysRevB.91.134414>.
- [16] G. Chen, K. R. A. Hazzard, A. M. Rey, and M. Hermele, Phys. Rev. A **93**, 061601 (2016), URL <https://link.aps.org/doi/10.1103/PhysRevA.93.061601>.
- [17] C. Hickey, L. Cincio, Z. Papic, and A. Paramekanti, Phys. Rev. Lett. **116**, 137202 (2016), URL <https://link.aps.org/doi/10.1103/PhysRevLett.116.137202>.
- [18] X.-J. Liu, Z.-X. Liu, K. T. Law, W. V. Liu, and T. K. Ng, New Journal of Physics **18**, 035004 (2016), URL <https://dx.doi.org/10.1088/1367-2630/18/3/035004>.
- [19] L. Messio, S. Bieri, C. Lhuillier, and B. Bernu, Phys. Rev. Lett. **118**, 267201 (2017), URL <https://link.aps.org/doi/10.1103/PhysRevLett.118.267201>.

- [20] S. Sorn, Phys. Rev. B **98**, 125145 (2018), URL <https://link.aps.org/doi/10.1103/PhysRevB.98.125145>.
- [21] H.-Y. Hui, M. Chen, S. Tewari, and V. W. Scarola, Phys. Rev. A **100**, 053614 (2019), URL <https://link.aps.org/doi/10.1103/PhysRevA.100.053614>.
- [22] A. Ralko and J. Merino, Phys. Rev. Lett. **124**, 217203 (2020), URL <https://link.aps.org/doi/10.1103/PhysRevLett.124.217203>.
- [23] X.-Y. Song, A. Vishwanath, and Y.-H. Zhang, Phys. Rev. B **103**, 165138 (2021), URL <https://link.aps.org/doi/10.1103/PhysRevB.103.165138>.
- [24] X.-P. Yao, Y. Gao, and G. Chen, Phys. Rev. Res. **3**, 023138 (2021), URL <https://link.aps.org/doi/10.1103/PhysRevResearch.3.023138>.
- [25] Q. Zhang and T. Li, Phys. Rev. B **104**, 075103 (2021), URL <https://link.aps.org/doi/10.1103/PhysRevB.104.075103>.
- [26] Y.-H. Zhang, D. N. Sheng, and A. Vishwanath, Phys. Rev. Lett. **127**, 247701 (2021), URL <https://link.aps.org/doi/10.1103/PhysRevLett.127.247701>.
- [27] B. Schneider, J. C. Halimeh, and M. Punk, Phys. Rev. B **105**, 125122 (2022), URL <https://link.aps.org/doi/10.1103/PhysRevB.105.125122>.
- [28] W. Kadow, L. Vanderstraeten, and M. Knap, Phys. Rev. B **106**, 094417 (2022), URL <https://link.aps.org/doi/10.1103/PhysRevB.106.094417>.
- [29] J. Merino and A. Ralko, Phys. Rev. Res. **4**, 023122 (2022), URL <https://link.aps.org/doi/10.1103/PhysRevResearch.4.023122>.
- [30] X.-Y. Song and Y.-H. Zhang, SciPost Physics **15**, 215 (2023).
- [31] F. Desrochers, L. E. Chern, and Y. B. Kim, Phys. Rev. B **107**, 064404 (2023), URL <https://link.aps.org/doi/10.1103/PhysRevB.107.064404>.
- [32] A. Bose, A. Haldar, E. S. Sørensen, and A. Paramekanti, Phys. Rev. B **107**, L020411 (2023), URL <https://link.aps.org/doi/10.1103/PhysRevB.107.L020411>.
- [33] S. Banerjee, W. Zhu, and S.-Z. Lin, npj Quantum Materials **8** (2023), ISSN 2397-4648, URL <http://dx.doi.org/10.1038/s41535-023-00595-2>.
- [34] I. Bloch, J. Dalibard, and W. Zwerger, Rev. Mod. Phys. **80**, 885 (2008), URL <https://link.aps.org/doi/10.1103/RevModPhys.80.885>.
- [35] C. Schweizer, F. Grusdt, M. Berngruber, L. Barbiero, E. Demler, N. Goldman, I. Bloch, and M. Aidelsburger, Nature Physics **15**, 1168 (2019), URL <https://doi.org/10.1038/2Fs41567-019-0649-7>.
- [36] T. Kohlert, S. Scherg, X. Li, H. P. Lüschen, S. Das Sarma, I. Bloch, and M. Aidelsburger, Phys. Rev. Lett. **122**, 170403 (2019), URL <https://link.aps.org/doi/10.1103/PhysRevLett.122.170403>.
- [37] J. Vijayan, P. Sompet, G. Salomon, J. Koepsell, S. Hirthe, A. Bohrdt, F. Grusdt, I. Bloch, and C. Gross, Science **367**, 186 (2020), <https://www.science.org/doi/pdf/10.1126/science.aay2354>, URL <https://www.science.org/doi/abs/10.1126/science.aay2354>.
- [38] J. Koepsell, D. Bourgund, P. Sompet, S. Hirthe, A. Bohrdt, Y. Wang, F. Grusdt, E. Demler, G. Salomon, C. Gross, et al., Science **374**, 82 (2021), <https://www.science.org/doi/pdf/10.1126/science.abe7165>, URL <https://www.science.org/doi/abs/10.1126/science.abe7165>.
- [39] S. Scherg, T. Kohlert, P. Sala, F. Pollmann, B. H. Madhusudhana, I. Bloch, and M. Aidelsburger, Nature Communications **12** (2021), URL <https://doi.org/10.1038/2Fs41467-021-24726-0>.
- [40] M. Aidelsburger, L. Barbiero, A. Bermudez, T. Chanda, A. Dauphin, D. Gonzalez-Cuadra, P. R. Grzybowski, S. Hands, F. Jendrzejewski, J. Junemann, et al., Philosophical Transactions of the Royal Society A: Mathematical, Physical and Engineering Sciences **380** (2021), URL <https://doi.org/10.1098/2Frsta.2021.0064>.
- [41] D. Wei, A. Rubio-Abadal, B. Ye, F. Machado, J. Kemp, K. Srakaew, S. Hollerith, J. Rui, S. Gopalakrishnan, N. Y. Yao, et al., Science **376**, 716 (2022), <https://www.science.org/doi/pdf/10.1126/science.abk2397>, URL <https://www.science.org/doi/abs/10.1126/science.abk2397>.
- [42] P. Sompet, S. Hirthe, D. Bourgund, T. Chalopin, J. Bibo, J. Koepsell, P. Bojović, R. Verresen, F. Pollmann, G. Salomon, et al., Nature **606**, 484 (2022), URL <https://doi.org/10.1038/2Fs41586-022-04688-z>.
- [43] I. Bloch and M. Greiner, Nature Reviews Physics **4**, 739 (2022).
- [44] S. Hirthe, T. Chalopin, D. Bourgund, P. Bojović, A. Bohrdt, E. Demler, F. Grusdt, I. Bloch, and T. A. Hilker, Nature **613**, 463 (2023), URL <https://doi.org/10.1038/2Fs41586-022-05437-y>.
- [45] L. Zhang and X.-J. Liu, in *Synthetic Spin-Orbit Coupling in Cold Atoms* (WORLD SCIENTIFIC, 2018), pp. 1–87, URL https://doi.org/10.1142/2F9789813272538_0001.
- [46] D.-W. Zhang, Y.-Q. Zhu, Y. X. Zhao, H. Yan, and S.-L. Zhu, Advances in Physics **67**, 253 (2018), URL <https://doi.org/10.1080/2F00018732.2019.1594094>.
- [47] X.-J. Liu, K. T. Law, and T. K. Ng, Phys. Rev. Lett. **112**, 086401 (2014), URL <https://link.aps.org/doi/10.1103/PhysRevLett.112.086401>.
- [48] Z. Wu, L. Zhang, W. Sun, X.-T. Xu, B.-Z. Wang, S.-C. Ji, Y. Deng, S. Chen, X.-J. Liu, and J.-W. Pan, Science **354**, 83 (2016), <https://www.science.org/doi/pdf/10.1126/science.aaf6689>, URL <https://www.science.org/doi/abs/10.1126/science.aaf6689>.
- [49] L. Huang, Z. Meng, P. Wang, P. Peng, S.-L. Zhang, L. Chen, D. Li, Q. Zhou, and J. Zhang, Nature Physics **12**, 540 (2016), URL <https://doi.org/10.1038/2Fnphys3672>.
- [50] Z. Meng, L. Huang, P. Peng, D. Li, L. Chen, Y. Xu, C. Zhang, P. Wang, and J. Zhang, Phys. Rev. Lett. **117**, 235304 (2016), URL <https://link.aps.org/doi/10.1103/PhysRevLett.117.235304>.
- [51] B.-Z. Wang, Y.-H. Lu, W. Sun, S. Chen, Y. Deng, and X.-J. Liu, Phys. Rev. A **97**, 011605 (2018), URL <https://link.aps.org/doi/10.1103/PhysRevA.97.011605>.
- [52] B. Song, C. He, S. Niu, L. Zhang, Z. Ren, X.-J. Liu, and G.-B. Jo, Nature Physics **15**, 911 (2019), URL <https://doi.org/10.1038/2Fs41567-019-0564-y>.
- [53] Y. Wang, L. Zhang, S. Niu, D. Yu, and X.-J. Liu, Phys. Rev. Lett. **125**, 073204 (2020), URL <https://link.aps.org/doi/10.1103/PhysRevLett.125.073204>.
- [54] Y.-H. Lu, B.-Z. Wang, and X.-J. Liu, Science Bulletin **65**, 2080 (2020), ISSN 2095-9273, URL <https://www.sciencedirect.com/science/article/pii/S2095927320306526>.
- [55] Z.-Y. Wang, X.-C. Cheng, B.-Z. Wang, J.-Y. Zhang, Y.-H. Lu, C.-R. Yi, S. Niu, Y. Deng, X.-

- J. Liu, S. Chen, et al., *Science* **372**, 271 (2021), <https://www.science.org/doi/pdf/10.1126/science.abc0105>, URL <https://www.science.org/doi/abs/10.1126/science.abc0105>.
- [56] B.-B. Wang, J.-H. Zhang, C. Shan, F. Mei, and S. Jia, *Phys. Rev. A* **103**, 033316 (2021), URL <https://link.aps.org/doi/10.1103/PhysRevA.103.033316>.
- [57] L. Ziegler, E. Tirrito, M. Lewenstein, S. Hands, and A. Bermudez, *Annals of Physics* **439**, 168763 (2022), ISSN 0003-4916, URL <https://www.sciencedirect.com/science/article/pii/S0003491622000057>.
- [58] C. Fulgado-Claudio, J. M. S. Velázquez, and A. Bermudez, *Quantum* **7**, 1042 (2023), URL <https://doi.org/10.22331/2Fq-2023-06-21-1042>.
- [59] J.-Y. Zhang, C.-R. Yi, L. Zhang, R.-H. Jiao, K.-Y. Shi, H. Yuan, W. Zhang, X.-J. Liu, S. Chen, and J.-W. Pan, *Phys. Rev. Lett.* **130**, 043201 (2023), URL <https://link.aps.org/doi/10.1103/PhysRevLett.130.043201>.
- [60] M. Aidelsburger, M. Atala, S. Nascimbene, S. Trotzky, Y.-A. Chen, and I. Bloch, *Phys. Rev. Lett.* **107**, 255301 (2011), URL <https://link.aps.org/doi/10.1103/PhysRevLett.107.255301>.
- [61] M. Aidelsburger, M. Atala, M. Lohse, J. T. Barreiro, B. Paredes, and I. Bloch, *Phys. Rev. Lett.* **111**, 185301 (2013), URL <https://link.aps.org/doi/10.1103/PhysRevLett.111.185301>.
- [62] H. Miyake, G. A. Siviloglou, C. J. Kennedy, W. C. Burton, and W. Ketterle, *Phys. Rev. Lett.* **111**, 185302 (2013), URL <https://link.aps.org/doi/10.1103/PhysRevLett.111.185302>.
- [63] C. J. Kennedy, G. A. Siviloglou, H. Miyake, W. C. Burton, and W. Ketterle, *Phys. Rev. Lett.* **111**, 225301 (2013), URL <https://link.aps.org/doi/10.1103/PhysRevLett.111.225301>.
- [64] J. Struck, M. Weinberg, C. Olschlager, P. Windpassinger, J. Simonet, K. Sengstock, R. Hoppner, P. Hauke, A. Eckardt, M. Lewenstein, et al., *Nature Physics* **9**, 738 (2013), URL <https://doi.org/10.1038/2Fnpphys2750>.
- [65] S. Niu and X.-J. Liu, *Phys. Rev. B* **98**, 125141 (2018), URL <https://link.aps.org/doi/10.1103/PhysRevB.98.125141>.
- [66] F. D. M. Haldane, *Phys. Rev. Lett.* **61**, 2015 (1988), URL <https://link.aps.org/doi/10.1103/PhysRevLett.61.2015>.
- [67] X.-J. Liu, X. Liu, C. Wu, and J. Sinova, *Phys. Rev. A* **81**, 033622 (2010), URL <https://link.aps.org/doi/10.1103/PhysRevA.81.033622>.
- [68] S.-S. Lee and P. A. Lee, *Phys. Rev. Lett.* **95**, 036403 (2005), URL <https://link.aps.org/doi/10.1103/PhysRevLett.95.036403>.
- [69] S. Rachel and K. Le Hur, *Phys. Rev. B* **82**, 075106 (2010), URL <https://link.aps.org/doi/10.1103/PhysRevB.82.075106>.
- [70] S. Jana, A. Saha, and A. Mukherjee, *Phys. Rev. B* **100**, 045420 (2019), URL <https://link.aps.org/doi/10.1103/PhysRevB.100.045420>.
- [71] T. N. De Silva, *Phys. Rev. B* **100**, 155106 (2019), URL <https://link.aps.org/doi/10.1103/PhysRevB.100.155106>.
- [72] S. Jana, P. Mohan, A. Saha, and A. Mukherjee, *Phys. Rev. B* **101**, 115428 (2020), URL <https://link.aps.org/doi/10.1103/PhysRevB.101.115428>.
- [73] S.-M. Huang, Y.-P. Huang, and T.-K. Lee, *Phys. Rev. B* **101**, 235140 (2020), URL <https://link.aps.org/doi/10.1103/PhysRevB.101.235140>.
- [74] C. Chen, I. Sodemann, and P. A. Lee, *Phys. Rev. B* **103**, 085128 (2021), URL <https://link.aps.org/doi/10.1103/PhysRevB.103.085128>.
- [75] A. Dalal and J. Ruhman, *Phys. Rev. Res.* **3**, 043173 (2021), URL <https://link.aps.org/doi/10.1103/PhysRevResearch.3.043173>.
- [76] W.-Y. He and P. A. Lee, *Phys. Rev. B* **105**, 195156 (2022), URL <https://link.aps.org/doi/10.1103/PhysRevB.105.195156>.
- [77] M. Fernández López and J. Merino, *Phys. Rev. B* **105**, 115138 (2022), URL <https://link.aps.org/doi/10.1103/PhysRevB.105.115138>.
- [78] S. Kim, A. Agarwala, and D. Chowdhury, *Phys. Rev. Lett.* **130**, 026202 (2023), URL <https://link.aps.org/doi/10.1103/PhysRevLett.130.026202>.
- [79] Z. Song, U. F. P. Seifert, Z.-X. Luo, and L. Balents, *Phys. Rev. B* **108**, 155109 (2023), URL <https://link.aps.org/doi/10.1103/PhysRevB.108.155109>.
- [80] S. Florens and A. Georges, *Phys. Rev. B* **66**, 165111 (2002), URL <https://link.aps.org/doi/10.1103/PhysRevB.66.165111>.
- [81] S. Florens and A. Georges, *Phys. Rev. B* **70**, 035114 (2004), URL <https://link.aps.org/doi/10.1103/PhysRevB.70.035114>.
- [82] E. Zhao and A. Paramekanti, *Phys. Rev. B* **76**, 195101 (2007), URL <https://link.aps.org/doi/10.1103/PhysRevB.76.195101>.
- [83] M. Kohmoto, *Annals of Physics* **160**, 343 (1985), ISSN 0003-4916, URL <https://www.sciencedirect.com/science/article/pii/0003491685901484>.
- [84] D. Xiao, M.-C. Chang, and Q. Niu, *Rev. Mod. Phys.* **82**, 1959 (2010), URL <https://link.aps.org/doi/10.1103/RevModPhys.82.1959>.
- [85] A. H. MacDonald, S. M. Girvin, and D. Yoshioka, *Phys. Rev. B* **37**, 9753 (1988), URL <https://link.aps.org/doi/10.1103/PhysRevB.37.9753>.