
TRAPPED ATOMS IN SPATIALLY-STRUCTURED VECTOR LIGHT FIELDS

A PREPRINT

✉ **Maurizio Verde**
 Institut für Physik
 Johannes Gutenberg-Universität
 Mainz, 55128, Germany
 mauverde@uni-mainz.de

✉ **Ulrich Poschinger**
 Institut für Physik
 Johannes Gutenberg-Universität
 Mainz, 55128, Germany

✉ **Ferdinand Schmidt-Kaler**
 Institut für Physik
 Johannes Gutenberg-Universität
 Mainz, 55128, Germany

✉ **Christian T. Schmiegelow**
 Universidad de Buenos Aires, Facultad de Ciencias Exactas y Naturales, Departamento de Física. Buenos Aires, Argentina,
 CONICET - Universidad de Buenos Aires, Instituto de Física de Buenos Aires (IFIBA). Buenos Aires, Argentina

January 12, 2024

ABSTRACT

Spatially-structured laser beams, eventually carrying orbital angular momentum, affect electronic transitions of atoms and their motional states in a complex way. We present a general framework, based on the spherical tensor decomposition of the interaction Hamiltonian, for computing atomic transition matrix elements for light fields of arbitrary spatial mode and polarization structures. We study both the bare electronic matrix elements, corresponding to transitions with no coupling to the atomic center-of-mass motion, as well as the matrix elements describing the coupling to the quantized atomic motion in the resolved side-band regime. We calculate the spatial dependence of electronic and motional matrix elements for tightly focused Hermite-Gaussian, Laguerre-Gaussian and for radially and azimuthally polarized beams. We show that near the diffraction limit, all these beams exhibit longitudinal fields and field gradients, which strongly affect the selection rules and could be used to tailor the light-matter interaction. The presented framework is useful for describing trapped atoms or ions in spatially-structured light fields and therefore for designing new protocols and setups in quantum optics, -sensing and -information processing.

Introduction

Most contemporary experiments in the domain of quantum optics and related fields are based on the precise control of matter by light at the single-atom level. The underlying techniques and devices have seen a considerable development throughout the last decades, leading to many emerging applications, such as atomic frequency standards, sensors for magnetic or electric fields, rotations or inertial forces, quantum simulators and quantum computers. On the other hand, *structured* laser beams, featuring superior focusing properties, have already been successfully applied in many fields of physics and technology, including optical trapping [1] and manipulation of microscopic particles [2, 3, 4] as well as to superresolution microscopy techniques [5, 6, 7]. In the context of quantum technology, other applications, such as atomic clocks [8, 9] and quantum computers [10, 11], may also benefit from tailoring light-matter interactions beyond the options offered by commonly used Gaussian beams. A generalized theoretical framework of light-matter interaction for general structured laser beams is needed to proceed beyond specific case studies such as those for Bessel- or Laguerre-Gaussian *vortex* beams [12, 13, 14]. Modern optics instrumentation allows for generating and characterizing a rich variety of different vortex beams with complex polarization structure [15], or tightly focused light well beyond the validity range of the paraxial approximation [16, 17, 18, 19]. These tailored light fields are generated by spatial light modulators which allow for programmable and switchable beams, or by holographic plates which allow for very precise control over the spatial structure of laser fields. On the other hand, many experimental platforms can provide well

localized single atomic absorbers. Examples include single ions or ion crystals in Paul traps [20] or Penning traps [21], or neutral atoms in optical lattices or tweezer arrays [22], as well as solid state systems like rare-earth ions in a host crystal [23], or nitrogen or silicon-color centers in diamond crystals [24].

In this work we present a semiclassical treatment of light-matter interaction, with quantized matter and classical electromagnetic fields, beyond the typically made two assumptions, that the atomic absorbers are strongly localized as compared to the spatial variation scales of electromagnetic fields, and that light can be described by plane-waves or by Gaussian beams within the paraxial approximation. Specifically, we consider a single trapped ion as *partially* localized, with its electronic state highly localized near the nucleus within approximately 0.1 nm and its center-of-mass wave function spreading a few tens of nanometers. The latter scale approaches, but it is still smaller than the wavelengths of driving light fields for typical electric dipole transitions. The results naturally extend to trapped neutral atoms, if the confining potential is sufficiently strong. We do not distinguish between atomic ions and neutral atoms, assuming strong confinement in both cases. On the other side, focused beams are described by accounting for their inherent vector character beyond the paraxial approximation. From these requirements, we derive a theoretical framework which allows for predicting, designing and harnessing the properties of structured light fields. Our work is supposed to serve also as a tool to explore assets when applying tailored light fields to localized atomic samples or condensed matter absorbers. We provide the code which was used to generate all results shown in this work. Earlier versions of this code were used by us to predict and simulate the expected response of trapped ions in various experiments using structured beams; such as in the demonstration of the transfer of optical angular momentum to a single ion [25], in the super-resolution microscopy of ion wave packets [26] and in the demonstration of the coherent excitation of motional states with vortex beams [27]. This manuscript is also designed as a guide for using our code, see the Mathematica Notebook, such that readers can adapt it to their specific use-cases.

We start by presenting a closed form to evaluate the focal electric fields of propagating waves beyond the paraxial approximation and taking into account the full vector properties of the field. Then, we discuss the interaction Hamiltonian, taking the electric dipole (E1) and electric quadrupole (E2) transitions into account, and discuss several interesting example scenarios, with special attention on vortex light carrying orbital angular momentum. We describe arbitrary light-matter interaction geometries represented by different angles between the quantizing magnetic field and the beam's propagation direction and we account for multiple polarization distributions by using the spherical tensor decomposition of the interaction Hamiltonian and several mathematical identities. For example, we show that for strongly focused beams, the polarization in the focal plane is in general position-dependent, which leads to complex spatial dependencies of the excitation probabilities. Evidence of this property was experimentally demonstrated in our previous works with ions centered on vortex beams [25, 28]. Moreover, we demonstrate how more complex features arise if the spatial position of the atomic absorber is varied transversally across the beam [13, 29]. This can be either realized by scanning the ion's position across the beam or by moving the beam with respect to a fixed absorber [26, 30]. Finally, we extend the theoretical framework accounting for the atomic center-of-mass motion, which is fundamental to describe tightly bound neutral atoms in optical tweezers, or trapped ions in Paul traps. In these cases, the quantized external degrees of freedom couple to the electric field via light forces [27]. In the last section, we sketch applications for tailored light fields, with emphasis on quantum computing and -simulation. We point out that structured light may provide an addressable way to control and measure motion transverse to the beam's propagation direction, improve cooling of atomic sensors and mitigating frequency shift from parasitic transitions for atomic clocks [31]. Incentivized by these perspectives, we expect further applications or generalizations of the presented framework.

Spatially structured light fields

Propagating light is typically described by plane waves or paraxial waves. Plane waves are exact solutions of Maxwell's equations, which have infinite spatial extent and are therefore unphysical. Paraxial waves are approximate solutions of Maxwell's equations, which more properly describe light fields encountered in realistic settings. The paraxial approximation, as derived e.g. in [32, 33], relies on expanding the electromagnetic field in terms of powers of the factor $\frac{k_r}{k_z}$, where k_r and k_z denote, respectively, the transversal and longitudinal wavenumbers. Usually, in describing the light-matter interaction, only the zeroth order is retained, which accounts for transversely polarized propagating fields. Typical paraxial solutions are the ubiquitous Gaussian-type beams, i.e. the Hermite-Gauss (HG) and Laguerre-Gauss (LG) solutions, where the paraxial factor can be expressed as $(k_z w_0)^{-1}$, with $k_z = \frac{2\pi}{\lambda}$ being the wavenumber and w_0 the beam waist at the focus. These solutions accurately account for light beams where the transverse mode profile slowly changes along the propagation direction. In particular, LG solutions adequately describe light fields carrying orbital angular momentum, associated to helical wavefronts, when the beams are softly focused. In this regime, the orbital angular momentum is independent from the polarization degree of freedom, i.e. the spin angular momentum. However, even if these two quantities have been demonstrated to be separately gauge invariant [34], they cannot be associated with angular momentum operators obeying the standard commutation relations [35, 36] and in general

they cannot be properly decoupled. As discussed e.g. in [37, 38, 39], the distinction between orbital and spin angular momentum breaks down for strongly confined fields close to the diffraction limit [40, 41, 42], for beams featuring a spatially modulated polarization, and for light fields near the singularity of optical vortices [43, 44]. In these cases, the non-separability between spin and orbital angular momentum must be taken into account. We refer to these fields as spatially structured vector light fields and provide a rigorous framework for computing transition matrix elements for such fields, valid beyond the paraxial approximation.

Propagation of vector light and its properties in the focus have been extensively studied and predict two main features. First, spatial variations which are strong on the wavelength scale lead to the appearance of longitudinal electric field components. This fact can be seen as a consequence of the integral representation of focal fields introduced in [45]. Indeed, when beams are described as a superposition of plane waves propagating along different directions, a unique k-vector is intrinsically ill-defined and longitudinal electric fields accordingly emerge. We stress here, that such fields are completely different from the pure longitudinal electromagnetic fields. Second, the separation between polarization and spatial degrees of freedom is no longer valid and vector solutions involving non-separable combinations of spatial and polarization modes become necessary [46, 47]. Here, we discuss this aspect, with special attention to the case of LG beams, explicitly showing the non-separability between spin and orbital angular momentum, whose interplay can generate strong longitudinal fields along the propagation (z) axis [48, 49, 50].

Analytical expressions of electric fields have been carried out in complete compliance with Maxwell's equations as non-paraxial corrections of the paraxial solution [51]. Focal fields can therefore be explicitly calculated to the desired degree of accuracy. We start from the plane polarized Lorentz-gauge vector potential $\vec{A}(\vec{r}, t)$ describing an electromagnetic beam in the free space, with no charges or currents, propagating along the z axis at wavenumber k and optical frequency ω :

$$\vec{A}(\vec{r}, t) = f(\vec{r})(\vec{e}_x + i\sigma\vec{e}_y)e^{i(kz - \omega t)} + c.c., \quad (1)$$

where $f(\vec{r})$ is a slowly varying function obeying the Helmholtz equation. We use the Lorentz condition $\phi = (\frac{i}{k})\nabla \cdot \vec{A}$ to calculate the electric field from the vector potential alone $\vec{E}(\vec{r}, t) = -(\frac{i}{k})\nabla(\nabla \cdot \vec{A}(\vec{r}, t)) - ik\vec{A}(\vec{r}, t)$. As shown in [44], being \vec{e}_i the unit vectors along the directions $i = x, y, z$, we reach the general expression:

$$\vec{E}^{(+)}(\vec{r}, t) = \left\{ (\vec{e}_x + i\sigma\vec{e}_y)f(\vec{r}) + \frac{i}{k}[\partial_x f(\vec{r}) + i\sigma\partial_y f(\vec{r})]\vec{e}_z \right\} e^{i(kz - \omega t)}, \quad (2)$$

where we neglected the higher order corrections proportional to the second order spatial derivatives $\partial_i\partial_j f(\vec{r})$ and we considered the positive frequency part only. The ellipticity parameter σ describes the optical polarization. In the soft-focusing limit of vanishing gradients of the mode function, $\sigma = 0$ describes purely linear polarization along x , while $\sigma = \pm 1$ describes purely circular polarizations. The two peculiar properties of vector beams explicitly appear in equation (2). Longitudinal field components $\propto \vec{e}_z$ are proportional to transverse gradients of the mode function $\partial_{x,y}f(\vec{r})$. Moreover, these components and therefore the overall polarization depend on the position within the light field. To account for tightly focused HG beams, we use equation (2) by means of the mode function $f_{n,m}^{HG}(\vec{r})$:

$$f_{n,m}^{HG}(x, y, z) = \frac{E_0}{\sqrt{\pi}} \frac{w_0}{w(z)} H_n \left(\frac{\sqrt{2}x}{w(z)} \right) H_m \left(\frac{\sqrt{2}y}{w(z)} \right) \exp \left(-\frac{x^2 + y^2}{w(z)^2} + ikz \frac{x^2 + y^2}{2R(z)} + i\psi(z) \right), \quad (3)$$

where w_0 is the beam waist, H_n and H_m are the Hermite polynomials and $\psi(z) = \arctan(z/z_R)$ is the usual Gouy phase for the Rayleigh length $z_R = kw_0^2/2$. In particular, the mode function $f_{0,0}^{HG}(\vec{r})$ within equation (2) allows to deal with highly focused TEM₀₀ Gaussian beams. Similarly, focused LG beams are described by the mode function $f_{l,p}^{LG}(\vec{r})$, which depends on the integer radial index $p \geq 0$ and the integer azimuthal index l associated to orbital angular momentum. In cylindrical coordinates $\{\rho, \phi, z\}$, the mode function $f_{l,p}^{LG}(\vec{r})$ reads:

$$f_{l,p}^{LG}(\rho, \phi, z) = \frac{E_0}{\sqrt{2}} C_p^l \frac{w_0}{w(z)} \left(\frac{\rho\sqrt{2}}{w(z)} \right)^{|l|} L_p^{|l|} \left(\frac{2\rho^2}{w(z)^2} \right) \exp \left(i l \phi - \frac{\rho^2}{w(z)^2} + ikz \frac{\rho^2}{2R(z)} + i\psi_{LG}(z) \right), \quad (4)$$

where $C_p^l = \sqrt{2p!/\pi(p+|l|)!}$ is a normalization constant, $L_p^{|l|}(x)$ are the generalized Laguerre polynomials and $\psi_{LG}(z) = -(2p+|l|+1)\arctan(z/z_R)$ is the generalized Gouy phase. Other vortex fields, sharing the same transverse intensity distribution of LG beams, but a different polarization distribution, are the radially and azimuthally polarized vector beams. They are superpositions of LG beams:

$$\begin{aligned} \vec{E}_{rad}^{(+)} &= \frac{1}{\sqrt{2}} \left[\vec{E}_{LG}^{(+)}(1, 0, 1) + \vec{E}_{LG}^{(+)}(-1, 0, -1) \right] \\ \vec{E}_{azi}^{(+)} &= \frac{1}{\sqrt{2}} \left[\vec{E}_{LG}^{(+)}(1, 0, 1) - \vec{E}_{LG}^{(+)}(-1, 0, -1) \right]. \end{aligned} \quad (5)$$

These two beams display different properties in the focal plane [52]. In Fig. 1 we plot the transverse profiles in the focal plane for the longitudinal and circular field components

$$E_z(x, y) = \vec{E}(x, y) \cdot \vec{e}_z \quad E_{\sigma=\pm 1}(x, y) = \vec{E}(x, y) \cdot (\vec{e}_x + i\sigma\vec{e}_y) \quad (6)$$

for several tightly focused beams. One can recognize some of the most prominent features: Spatially modulated longitudinal electric field components appear for all beams except for the azimuthally polarized vortex light, which displays a perfectly vanishing longitudinal electric field component. The radially polarized one shows a distinctive longitudinal field concentrating at its center on the focus. Moreover, the LG beam with orbital angular momentum $l = 1$ and aligned polarization $l = \sigma = 1$ displays a longitudinal field with a doughnut-shaped profile, while the anti-aligned LG beam, $l = -\sigma = 1$, displays a Gaussian-shaped longitudinal field which "fills" the vortex center.

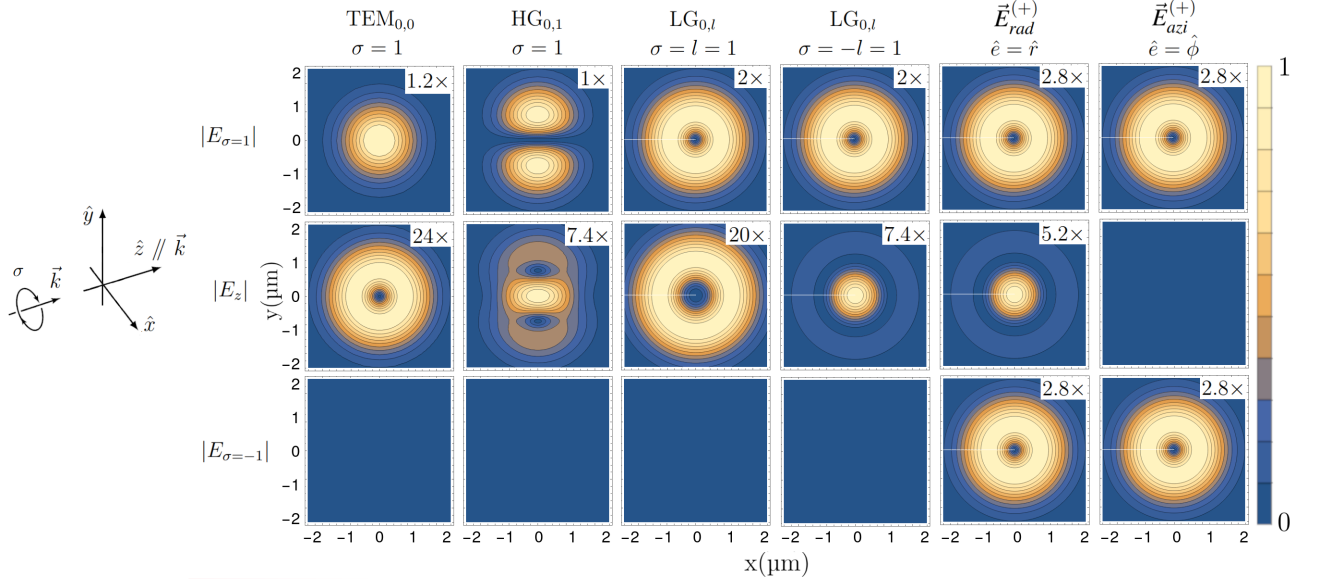


Figure 1: Normalized transverse profiles of the electric field modulus for longitudinal and circular polarization components, calculated within the Mathematica Notebook. Here and in all following plots the scale factor in panel indicates by how much the shown values are scaled up to cover the full color scale. Large factors correspond to weak polarization components. Different vector beam types are shown, e.g. HG and LG beams as described by equations (3) and (4) and radially and azimuthally polarized beams described by equations (5). All the vortex beams pertain to radial index $p = 0$ and orbital angular momentum $l = \pm 1$. All the beams are close to the diffraction limit with a chosen beam waist of $w_0 = 1 \mu\text{m}$ for the optical wavelength is $\lambda = 0.729 \mu\text{m}$.

Spherical tensor decomposition for light-matter interaction

Here, we present a framework which can be used to compute atomic transition matrix elements for general vector light fields of arbitrary mode structure. Specifically, it can be applied to electric dipole and electric quadrupole transitions for atomic species with or without nuclear spin.

We consider an atom, with a single valence electron at position $\vec{r} = (x, y, z)$ with respect to the nucleus located at $\vec{R} = (X, Y, Z)$. The atom is interacting with a monochromatic laser beam, with an optical frequency ω and an arbitrary spatial mode structure $\vec{E}(\vec{R} + \vec{r}, t) = \vec{E}^{(+)}(\vec{R} + \vec{r}) + c.c.$ characterized by the appearance of both transversal and longitudinal components and a general polarization distribution. By considering the first two terms in the multipole expansion of the electric field $\vec{E}^{(+)}(\vec{R} + \vec{r})$ around the nuclear position \vec{R} , we can write the interaction Hamiltonian that describes optically driven electric dipole and quadrupole transitions, as follows:

$$\hat{H}_I^{(+)}(\vec{r}; \vec{R}) = \sum_i \hat{r}_i E_i^{(+)} \Big|_{\vec{R}} + \sum_{i,j} \hat{r}_i \hat{r}_j \frac{\partial E_j^{(+)}}{\partial r_i} \Big|_{\vec{R}} + \mathcal{O}(r^3) \quad (7)$$

the electric field and its gradients are evaluated at the atom's center-of-mass position \vec{R} . The first and second terms describe the dipole and the quadrupole interaction, respectively. This approximation is accurate as long as the valence electron's spatial wavefunction is strongly localized on the scale of the variations of the electric field. As shown in [53, 54], two further higher order terms, one accounting for interactions with two electrons and the nucleus and the so-called Röntgen term, are by several orders of magnitude smaller. The generalization of this treatment to magnetic transitions or to higher-order terms in the electric field multipole expansion, which play a role in optical frequency standards [31, 55], is straightforward. If the optical frequency lies near one specific electronic resonance, we use the rotating wave approximation, i.e. we neglect the oscillatory time-dependence and only consider the positive-frequency part $\hat{H}_I^{(+)}$. Each term in $\hat{H}_I^{(+)}$ involves a combination of the electronic position operator components, multiplying the electric field components or their gradients. We can then rewrite all these terms, using a more suitable set of electronic operators, to take advantage of the symmetry properties of the electronic eigenstates.

For atoms, the spherical symmetry of the nucleus' Coulomb potential leads to electronic eigenstates factorizing in an angular part, described by universal spherical harmonics $Y_{J,m}(\theta, \phi)$, and a radial part $\Phi_{n,J}(r)$, where n is the principal quantum number, J is the total angular momentum eigenvalue and m its projection on the magnetic quantization axis. To separate the radial and angular part of $\hat{H}_I^{(+)}$ in the calculation of transition matrix elements between different electronic eigenstates, a natural choice is the use of irreducible spherical tensor operators. These have well-defined transformation properties under rotations. Their matrix elements, in the basis of angular momentum eigenstates, are written in terms of Clebsch-Gordan coefficients by means of the Wigner-Eckart theorem [56]. Here, as we consider electronic dipole and quadrupole transitions, we rewrite $\hat{H}_I^{(+)}$ by using rank-1 and rank-2 irreducible spherical tensors $\hat{T}_{\Delta m}^{\Delta J}$, where $\Delta J = 0, 1, 2$ is the change of total angular momentum and $\Delta m = +\Delta J, \dots, -\Delta J$ is the change of its projection on the quantization axis. Without loss of generality, we assume that the quantization axis is induced by an external magnetic field $\vec{B} = B_0 \hat{z}$ aligned along the z -direction. Here, it is worth noticing that even if the direction of the quantization axis is completely arbitrary, the introduction of a magnetic-induced quantization axis is relevant for two reasons. First, an external magnetic field allows to define a common quantization axis, independently on the polarization of the driving laser beams. Secondly, thanks to the Zeeman splitting the different magnetic transitions can be separately laser driven. Given this choice, the position operators, in terms of spherical tensors, are:

$$\hat{x} = \hat{r} \sqrt{\frac{2\pi}{3}} (\hat{T}_1^1 + \hat{T}_{-1}^1) \quad \hat{y} = -i\hat{r} \sqrt{\frac{2\pi}{3}} (\hat{T}_1^1 - \hat{T}_{-1}^1) \quad \hat{z} = \hat{r} \sqrt{\frac{4\pi}{3}} \hat{T}_0^1, \quad (8)$$

and the dipole interaction Hamiltonian reads:

$$\hat{H}_{I,E1}^{(+)} = \sqrt{\frac{2\pi}{3}} \hat{r} [\hat{T}_1^1 (E_x - iE_y) + \sqrt{2} \hat{T}_0^1 E_z + \hat{T}_{-1}^1 (E_x + iE_y)], \quad (9)$$

where the electric field components E_i are evaluated in the center-of-mass position and do not rely on electronic coordinate operators. From equation (9), the relative strengths for electric dipole transitions characterized by $\Delta m = 0, \pm 1$ can be evaluated. In order of doing that, the propagation direction \vec{k} of the light field has to be chosen with respect to magnetic quantization axis. For instance, if \vec{k} is parallel to \vec{B} , then $E_z(\vec{r})$ describes the longitudinal field component, while $E_x(\vec{r})$ and $E_y(\vec{r})$ are the transverse components. In that case, $\Delta m = 0$ are driven by the longitudinal component field $E_z(\vec{r})$, and $\Delta m = \pm 1$ transitions are driven by the transverse components, namely by the circular polarization components $E_x(\vec{r}) \mp iE_y(\vec{r})$. The relative transition strengths, are proportional to the electric field components described by spatial mode profiles shown in Fig. 1.

To obtain the quadrupole interaction part in terms of the spherical tensor operators, we express the terms quadratic in the position operators by exploiting the algebra of irreducible spherical tensors

$$\hat{T}_{m_1}^{J_1} \hat{T}_{m_2}^{J_2} = \sum_{J,m} \hat{T}_m^J \langle J, m | J_1, m_1; J_2, m_2 \rangle \quad (10)$$

with the Clebsch-Gordan coefficients $\langle J, m | J_1, m_1; J_2, m_2 \rangle$, as follows:

$$\begin{aligned}
\hat{x}^2 &= \hat{r}^2 \frac{2\pi}{3} \left(\hat{T}_2^2 + \frac{2}{\sqrt{3}} \hat{T}_0^0 + \frac{2}{\sqrt{6}} \hat{T}_0^2 + \hat{T}_{-2}^2 \right) & \hat{x}\hat{z} &= \hat{r}^2 \sqrt{2} \frac{2\pi}{3} \left(\frac{1}{\sqrt{2}} \hat{T}_1^1 + \frac{1}{\sqrt{2}} \hat{T}_1^2 - \frac{1}{\sqrt{2}} \hat{T}_{-1}^1 + \frac{1}{\sqrt{2}} \hat{T}_{-1}^2 \right) \\
\hat{y}^2 &= -\hat{r}^2 \frac{2\pi}{3} \left(\hat{T}_2^2 - \frac{2}{\sqrt{3}} \hat{T}_0^0 - \frac{2}{\sqrt{6}} \hat{T}_0^2 + \hat{T}_{-2}^2 \right) & \hat{x}\hat{x} &= \hat{r}^2 \sqrt{2} \frac{2\pi}{3} \left(-\frac{1}{\sqrt{2}} \hat{T}_1^1 + \frac{1}{\sqrt{2}} \hat{T}_1^2 + \frac{1}{\sqrt{2}} \hat{T}_{-1}^1 + \frac{1}{\sqrt{2}} \hat{T}_{-1}^2 \right) \\
\hat{z}^2 &= \hat{r}^2 \frac{4\pi}{3} \left(-\frac{1}{\sqrt{3}} \hat{T}_0^0 + \sqrt{\frac{2}{3}} \hat{T}_0^2 \right) & \hat{y}\hat{z} &= -i\hat{r}^2 \sqrt{2} \frac{2\pi}{3} \left(\frac{1}{\sqrt{2}} \hat{T}_1^1 + \frac{1}{\sqrt{2}} \hat{T}_1^2 + \frac{1}{\sqrt{2}} \hat{T}_{-1}^1 - \frac{1}{\sqrt{2}} \hat{T}_{-1}^2 \right) \\
\hat{x}\hat{y} &= -i\hat{r}^2 \frac{2\pi}{3} (\hat{T}_2^2 - \frac{2}{\sqrt{2}} \hat{T}_0^1 - \hat{T}_{-2}^2) & \hat{z}\hat{y} &= -i\hat{r}^2 \sqrt{2} \frac{2\pi}{3} \left(-\frac{1}{\sqrt{2}} \hat{T}_1^1 + \frac{1}{\sqrt{2}} \hat{T}_1^2 - \frac{1}{\sqrt{2}} \hat{T}_{-1}^1 - \frac{1}{\sqrt{2}} \hat{T}_{-1}^2 \right). \\
\hat{y}\hat{x} &= -i\hat{r}^2 \frac{2\pi}{3} (\hat{T}_2^2 + \frac{2}{\sqrt{2}} \hat{T}_0^1 - \hat{T}_{-2}^2)
\end{aligned}$$

We neglect the terms containing the spherical tensor \hat{T}_0^0 as it does not mediate neither electric dipole nor electric quadrupole transitions and it is therefore irrelevant for the following analysis. The terms depending on $\hat{T}_{\Delta m}^1$ with $\Delta m_1 = 0, \pm 1$ describe electric quadrupole transitions with $\Delta J = 1$. The corresponding Hamiltonian can be written as:

$$\begin{aligned}
\hat{H}_{I,E2,\Delta J=1}^{(+)} &= \frac{2\pi}{3} \hat{r}^2 \left[\hat{T}_1^1 (\partial_x E_z - \partial_z E_x - i\partial_y E_z + i\partial_z E_y) + \hat{T}_0^1 \frac{2i}{\sqrt{2}} (\partial_x E_y - \partial_y E_x) + \right. \\
&\quad \left. + \hat{T}_{-1}^1 (\partial_z E_x - \partial_x E_z - i\partial_y E_z + i\partial_z E_y) \right]. \tag{11}
\end{aligned}$$

The remaining terms, containing $\hat{T}_{\Delta m}^2$, with $\Delta m = 0, \pm 1, \pm 2$, describe quadrupole transitions with $\Delta J = 2$ through the interaction Hamiltonian:

$$\begin{aligned}
\hat{H}_{I,E2,\Delta J=2}^{(+)} &= \frac{2\pi}{3} \hat{r}^2 \left[\hat{T}_2^2 (\partial_x E_x - \partial_y E_y - i\partial_x E_y - i\partial_y E_x) + \hat{T}_1^2 (\partial_x E_z + \partial_z E_x - i\partial_y E_z - i\partial_z E_y) + \right. \\
&\quad + \sqrt{\frac{2}{3}} \hat{T}_0^2 \partial_z E_z + \hat{T}_{-1}^2 (\partial_x E_z + \partial_z E_x + i\partial_y E_z + i\partial_z E_y) \\
&\quad \left. + \hat{T}_{-2}^2 (\partial_x E_x - \partial_y E_y + i\partial_x E_y + i\partial_y E_x) \right], \tag{12}
\end{aligned}$$

where we used $\nabla \cdot \vec{E} = 0$ to simplify the factor multiplying the tensor component \hat{T}_0^2 . All the electric field gradients terms $\partial_i E_j$ are scalar quantities evaluated at the atomic center-of-mass position. Equations (9), (11) and (12), rely on all the electric field components and their gradients. The description of light-matter interaction beyond the paraxial approximation becomes then natural and longitudinal fields or spatially modulated polarization can be easily taken into account. Therefore, writing the interaction Hamiltonians in terms of tensor operators offers a clear advantage when evaluating transition matrix elements for arbitrary vector light fields.

The usage of tensor operators allows for invoking the Wigner-Eckart theorem, stating that the matrix element of a tensor operator between two atomic eigenstates with principal quantum numbers $n_{1,2}$, angular momentum quantum numbers $J_{1,2}$ and magnetic quantum numbers $m_{1,2}$ factorizes as

$$\langle n_2, J_2, m_2 | \hat{T}_{\Delta m}^{\Delta J} | n_1, J_1, m_1 \rangle = \frac{\langle n_2, J_2 | \hat{T}^{\Delta J} | n_1, J_1 \rangle}{\sqrt{2J_1 + 1}} \langle J_1 m_1 \Delta J \Delta m | J_2 m_2 \rangle \tag{13}$$

where the reduced matrix element $\langle n_2, J_2 | \hat{T}^{\Delta J} | n_1, J_1 \rangle$ depends only on the principal and angular momentum quantum numbers, and the Clebsch-Gordan coefficients $\langle J_1 m_1 \Delta J \Delta m | J_2 m_2 \rangle$ depend only on the angular momentum and magnetic quantum numbers. For a given atomic position \vec{R} in a vector light field and given transition of the atomic species of interest, the transition matrix elements factorize as follows:

$$\langle n_2, J_2, m_2 | \hat{H}_I^{(+)}(\vec{R}) | n_1, J_1, m_1 \rangle = f(n_1, n_2, J_1, J_2) \mu(\vec{R}; J_2, J_1, m_2, m_2), \tag{14}$$

Crucially, $f(n_1, n_2, J_1, J_2)$ depends only on the atomic species and the electronic transition, while the *relative transition strength*

$$\mu(\vec{R}; J_2, J_1, m_2, m_2) = \sum_{\substack{i,j \\ =x,y,z}} \sum_{\Delta m = -\Delta J}^{+\Delta J} \langle J_1 m_1 \Delta J \Delta m | J_2 m_2 \rangle c_{ij}^{(\Delta m)} \partial_i E_j |_{\vec{R}} \tag{15}$$

contains the properties of the light field and depends on the atomic position \vec{R} as well as on the sub-transition $m_1 \leftrightarrow m_2$ of interest. The coefficients $c_{ij}^{(\Delta m)}$ can be read off from equations (11) and (12). For studying the effects arising from using structured light fields, we are only interested in the relative transition strengths $\mu(\vec{R}; J_2, J_1, m_2, m_1)$, which can now readily be evaluated for different field types and electronic transitions, now characterized by $\Delta m = 0, \pm 1, \pm 2$. Moreover, we can describe any interaction geometry as parametrized by the angle between the propagation direction and the magnetic quantization axis. In that case, we keep the axis system for the beam's description, we rotate the atomic quantization axis relative to it, and we finally replace the tensor operators in equations (11) and (12) by the transformed ones. To account for electronic dipole transitions, the same rules will apply to equation (9). The transformation is achieved by rotating the spherical tensors around a given axis \vec{a} by the angle θ using the reduced Wigner (small) d -Matrices:

$$\hat{T}_{\Delta m}^{\Delta J}(\vec{r}) \rightarrow \tilde{T}_{\Delta m}^{\Delta J}(\vec{r}) = \sum_{m'} d_{\Delta m, m'}^{\Delta J}(\theta, \vec{a}) \hat{T}_{m'}^{\Delta J}(\vec{r}) \quad (16)$$

for both $\Delta J = 1, 2$. The explicit form of the Wigner (small) d -Matrices is well known [56].

Finally, the spatial extent of the center-of-mass wavefunction $\Psi(\vec{R})$ (defined with respect to the trap center \vec{R}_0) can lead to non-negligible corrections when the matter wavepacket is too large to be considered as a point-like sensor of the electric field and its gradient, but small enough as compared to the typical beam's spatial lengths like the optical wavelength λ or the beam waist w_0 . It is worth underlying here, that this conditions are fulfilled for a usual trapped ion interacting with a structured laser beam, where the wavefunction $\Psi(\vec{R})$ spreads over tens of nanometers, while the beam spatial variations are in the hundred nanometers range. Under these assumptions, the beam's optical phase is considered constant over $\Psi(\vec{R})$ and the effective relative transition amplitudes are obtained by averaging the matrix element from equation (15) over the wavepacket's probability distribution:

$$\bar{\mu}(\vec{R}_0; J_2, J_1, m_2, m_1) = \int \mu(\vec{R}_0 + \vec{R}; J_2, J_1, m_2, m_1) |\Psi(\vec{R})|^2 d^3 \vec{R}, \quad (17)$$

where \vec{R}_0 is the center of the trapping potential. The averaged $\bar{\mu}(\vec{R}_0)$ can predict the residual excitation appearing where the bare transition matrix element $\mu(\vec{R}_0)$ is vanishing. It happens, for instance, when a single ion is placed in the center of the vortex field. In that case, as shown in [27], a residual excitation can be measured and characterized as a function of the wavefunction's extent, which probes the non-vanishing electric fields near the vortex phase-singularity. Note that the above formalism can be equivalently applied to atomic species with nuclear spin. In this case the total angular momentum is $F = J + I$, being I the nuclear spin, and equations (9) and (15) have to be correspondingly modified by taking $\Delta J \rightarrow \Delta F$ and $\Delta m \rightarrow \Delta m_F$. Moreover, it is worth underlying some key aspects of the introduced framework as compared to previous theoretical works [57, 58, 13, 59]. First, it shows a wide applicability spectrum, which goes beyond the treatment of atomic excitation by light carrying orbital angular momentum, and encompasses a broader range of spatially structured vector beams. Second, even when dealing with vortex light, the particular choice of the beam, commonly in the form of Bessel or LG beams, is not the starting point for the theoretical analysis, but only appears for concrete calculations. Finally, in the context of perturbation theory, by following the ideas presented in [60], it could be further generalized to multi-photons transitions.

Spatial dependence of electric quadrupole transitions in vector light beams

In this section, we analyze relative transition strengths for different beam types, sub-transitions and interaction geometries for the particular example of the $\Delta J = 2$ electric quadrupole transition $4^2S_{1/2} \leftrightarrow 3^2D_{5/2}$ near 729 nm in a $^{40}\text{Ca}^+$ ion. The findings presented here directly carry over to other atomic species for identical ratios of beams waist to driving wavelength.

In Fig. 2, we show transition strengths for sub-transitions between different Zeeman levels, in the focal plane of the various types of structured beams shown in Fig. 1, for the case that the drive field propagates along the quantization axis. Here, rotational symmetry around the propagation axis imposes conservation of the z -component of total angular momentum. Under typical conditions, where the driving wavelength is by far the smallest spatial scale of the light field, mainly the *longitudinal* gradients of transverse components $\partial_z E_x$ and $\partial_z E_y$ drive electric quadrupole transitions. The $\Delta m = \pm 1$ transitions exhibit the strongest coupling, but vanish where the transverse electric field amplitude is zero, as for example on the optical axis of LG and HG beams. However, in the proximity of such field nulls and for tightly focused beams, the strong transversal field gradients drive $\Delta m = \pm 2$ transitions. Furthermore, combinations of transverse and longitudinal gradients $\partial_x E_x$, $\partial_y E_y$ and $\partial_z E_z$ enable driving of $\Delta m = 0$ transitions. These terms become dominant in the limit of extremely tight focusing, characterized by strong longitudinal fields.

We recover the experimental findings and theoretical predictions of Refs. [25, 28, 29]. In the particular case of LG beams with a single unit of orbital angular momentum $l = \pm 1$, we find the non-vanishing transition strength for

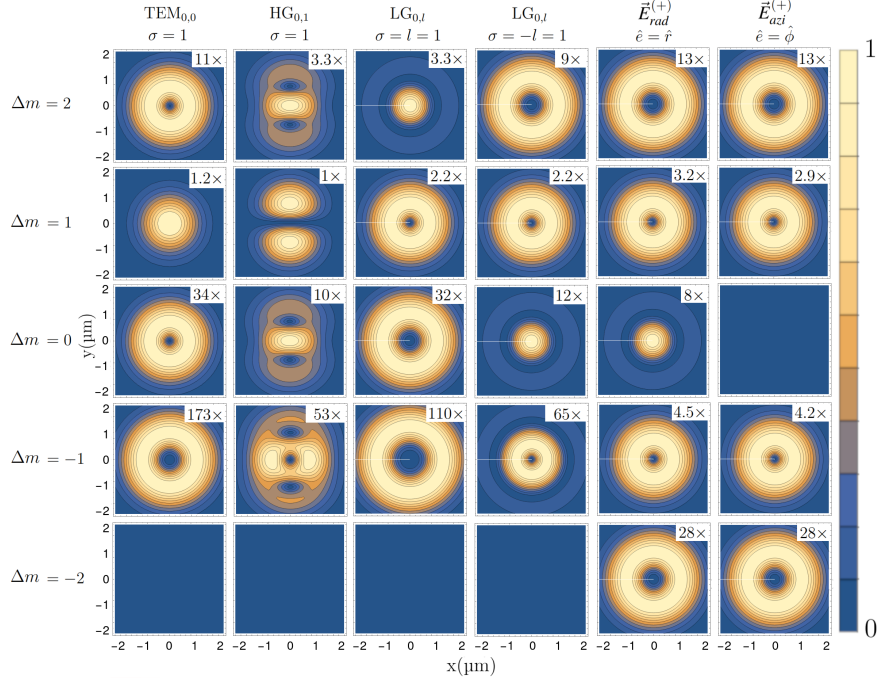


Figure 2: Relative transitions strengths computed from equation (15) for a $\Delta J = 2$ electric quadrupole transition. Shown are excitation strength profiles in the focal plane of a drive field propagating along the quantization (z) axis, for beam types and parameters as in Fig. 1. Profiles are shown for different sub-transitions characterized by the change in the magnetic quantum number Δm , with $m_1 = +1/2$ as the initial state. All the quantities have been calculated within our Mathematica Notebook.

$\Delta m = 0$ transitions, as occurring in the vortex beam singularity, when the optical spin and orbital angular momenta σ and l are anti-parallel, $\sigma = -l$. This behaviour is moreover quantified across the transverse cross-section of the laser beam's focal plane. Transitions with $\Delta m = +1$ are mostly driven by the longitudinal gradient of the electric field and lead to transition strengths proportional to the electric field modulus, which is vanishing on the optical axis of HG and LG beams. Conversely, the transitions strengths for $\Delta m = +2, 0$ depend on the transverse electric field gradients. On the optical axis, these vanish for a the Gaussian mode, while assuming maximum values for HG beams. LG beams with topological charge $l = 1$, feature strong field gradients on the optical axis, which lead to peak transition strengths in the center for $\Delta m = 0$ and vanishing strengths for $\Delta m = +2$. Very small gradients lead to rather weak $\Delta m = -1$ transitions, except for radial and azimuthal light fields, which contain circular polarization $\sigma = -1$ and can also drive strong $\Delta m = -1$ and weak $\Delta m = -2$ transitions. Our formalism, when applied to LG beams, is in full agreement with previous predictions based on different theoretical approaches [57, 58, 13, 59].

To explore the effect of different angles θ between the quantization axis and the propagation direction of the light field, we exploit the rotation properties of spherical tensors. The role of the angle θ can be intuitively understood for dipole transitions, where the electric field components E_z and $E_{\sigma=\pm 1}$, defined via equation (6), drive respectively $\Delta m = 0$ and $\Delta m = \pm 1$ transitions. In that case, rotating the quantization axis effectively means to redefine these components with the consequent modification of matrix element cross-sections. However, in the case of electronic quadrupole transitions, see equations (11) and (12), this mapping is much more involved and we cannot follow a simple intuition.

To exemplify the role of different light-matter interaction geometries, we consider the specific sub-transition $\Delta m = 0$, for which the relative transition strength for different incidence angles are shown in Fig. 3. The electric field gradients appearing in equation (12), mix under rotations and interfere, giving rise to complex spatial patterns of the transitions strengths. Interestingly, radially and azimuthally polarized LG beams, when driving quadrupole transition at certain angles with the magnetic field, affect the atom in a similar way that is produced when HG beams propagating along the quantization axis are impinging it. This can be understood by considering that in general LG beams can be written as superposition of HG beams. The different components in such superposition can be then modulated by the light-matter interaction geometry. Other useful features can be highlighted by quantifying the role of the incidence angle θ on the transitions strengths. For example, one can characterize the sensitivity on fluctuations on the direction of the magnetic

field over a set of different Δm quadrupole transitions. The effect of unavoidable magnetic field fluctuations can be then reduced by choosing the optimal configuration. More generally, the framework presented allows for exploring different geometries to tailor light-matter interaction for specific purposes. This could be particularly useful in the context of motional sidebands.

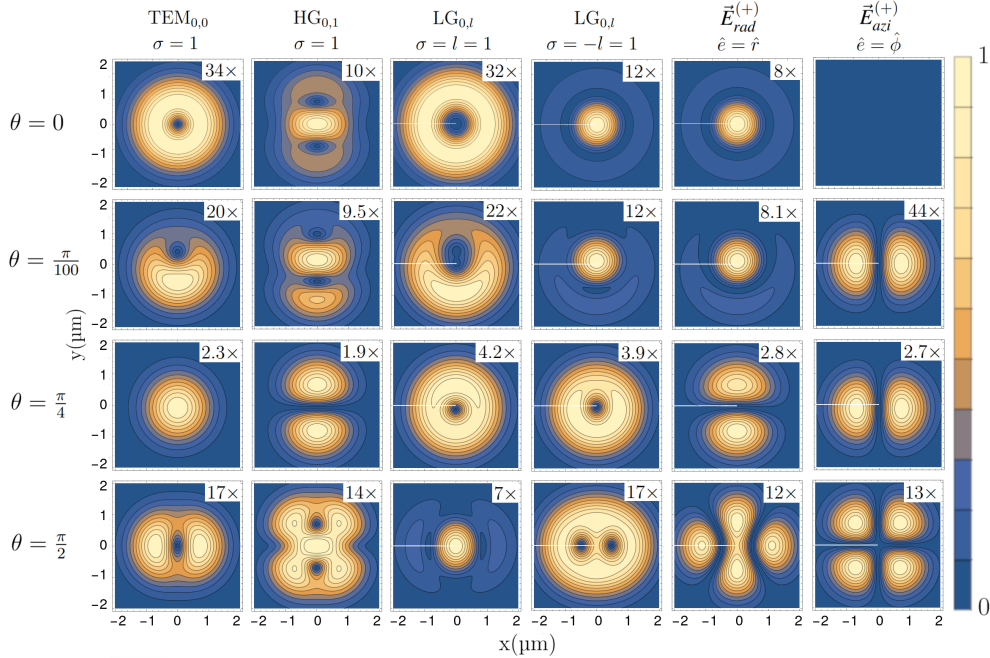


Figure 3: Relative transitions strengths computed with our Mathematica Notebook from equation (15) for a $\Delta J = 2$ electric quadrupole transition. The beam types represented in Fig. 1 are used to calculate the excitation strength profiles for a single atom lying in the beam’s focal plane. The sub-transition $\Delta m = 0$, with initial state $m_1 = +1/2$, has been considered for different light-matter interaction geometries which are parametrized by different angles θ , in the y, z plane, between the light propagation direction along \hat{z} and the magnetic quantization axis. The top row $\theta = 0$, is identical to the middle row ($\Delta m = 0$) of Fig. 2. Different patterns arise from different combinations of field gradient terms. For particular orientations, the excitations profiles for radially and azimuthally vortex light resembles the ones of HG beams. In particular, azimuthally polarized light leads to perfectly vanishing excitation strength for $\theta = 0$, while the on-axis excitation is maximized for radially polarized light.

We emphasize that our formalism allows for the treatment of arbitrary structured light fields, beyond the HG and LG vector beams analysed in this work. We expect it to be of particular use when dealing with more complex electric field structures or topologies [61] and extremely focused beams, where no analytical description, but only numerical evaluation is available. In these cases, the framework will work with discretized electric field components and discretized gradients. For instance, numerical evaluation of focal fields [40] produced via different real world optical systems can be used to carry out even more detailed predictions.

Coherent coupling of structured light fields to the motion of harmonically trapped atoms

In this section, we extend the framework developed above to describe coherent coupling to the motion of single harmonically trapped ions or neutral atoms. We again focus on electric quadrupole transitions, which exhibit narrow linewidths, much smaller than the harmonic confinement secular frequencies. This admits optical driving within the *resolved sideband regime* and therefore coherent driving of transitions between different oscillator eigenstates as achieved by weakly detuning the laser frequency. Note that some of the following predictions have been already experimentally tested [27].

A Coulomb crystal of N ions confined in a harmonic potential is described by a set of $3N$ collective modes of oscillations (normal modes). For strong confinement (resolved sideband regime) and low temperatures (Lamb-Dicke regime), quantum mechanical behaviour of the normal modes can be observed. The normal modes are independently

quantized, using the annihilation and creation operators \hat{a}_i and \hat{a}_i^\dagger ($i = \{1, \dots, 3N\}$), which create or destroy motional quanta pertaining to mode i , respectively. In the following, we restrict the treatment to the case of a single ion, which has three secular modes. These describe oscillations at secular frequencies ω_q and along directions $q = \{X, Y, Z\}$, which are the mutually orthogonal main axes of the confining trap potential. The oscillator eigenstates $\hat{a}_q^\dagger \hat{a}_q |n_q\rangle = n_q |n_q\rangle$ are characterized by motional quantum numbers n_q . In the resolved sideband regime, transitions between different eigenstates can be coherently driven. In order to describe the relative coupling strengths, we extend the framework introduced above by replacing the atomic center-of-mass coordinate \vec{R} by $\vec{R}_0 + \hat{\vec{R}}$, where \vec{R}_0 is the trap center and $\hat{\vec{R}}$ is the atomic position operators describing the displacement from the equilibrium position. The relative transition strength equation (15) then also becomes an operator $\hat{\mu}(\vec{R}_0 + \hat{\vec{R}})$. We compute the transition matrix elements between oscillator eigenstates with respect to the motional quantum numbers $\{n_q\}$:

$$\mu(\vec{R}_0 + \hat{\vec{R}}, \{n'_q\}, \{n_q\}) = \langle \{n'_q\} | \hat{\mu}(\vec{R}_0 + \hat{\vec{R}}) | \{n_q\} \rangle. \quad (18)$$

The common treatment of motional transitions in the resolved sideband regime consists of assuming a plane-wave driving field, for which the electronic matrix elements do not depend on the atom position. The relative transition strength factorizes into the electronic matrix element and a motional matrix element, which is obtained by expressing the plane-wave field in terms of the atomic position operator $\hat{\vec{R}}$ and taking its matrix elements with respect to oscillator eigenstates [62]. The validity of this approach clearly breaks down for tightly focused drive fields. First-order sideband transitions on mode p are driven by detuning the drive field by $\pm\omega_p$ from the electronic (carrier) resonance. Upon transition from the initial to the final electronic state, the motional quantum number of the mode is changed by $\Delta n_p = \pm 1$. In the following, we describe how the relative transition amplitudes for first-order sideband transitions can be computed for arbitrary vector fields. To that end, we expand the bare (electronic) relative transition strength equation (15) around the trap center \vec{R}_0 up to first order in the atomic coordinates:

$$\mu(\vec{R}_0 + \vec{R}) = \mu(\vec{R}_0) \langle \{n'_q\} | \{n_q\} \rangle + \sum_{q=X,Y,Z} \left. \frac{\partial \mu}{\partial q} \right|_{\vec{R}_0} \langle n'_q | \hat{q} | n_q \rangle + \mathcal{O}(q^2). \quad (19)$$

Restricting to a first-order sideband of mode p , i.e. $n'_p = n_p \pm 1$ and $n'_q = n_q$ for $q \neq p$, the zeroth order term vanishes and only one term from the first expansion order remains. Using $\hat{q} = \sqrt{\frac{\hbar}{2m\omega_q}}(\hat{a}_q + \hat{a}_q^\dagger)$, we derive the relative transition strengths for the blue sideband (bsb) $n'_p = n_p + 1$ and red sideband (rsb) $n'_p = n_p - 1$:

$$\mu_{bsb}(\vec{R}_0) = \left. \frac{\partial \mu}{\partial p} \right|_{\vec{R}_0} \sqrt{\frac{\hbar}{2m\omega_p}} \sqrt{n_p + 1}, \quad (20)$$

$$\mu_{rsb}(\vec{R}_0) = \left. \frac{\partial \mu}{\partial p} \right|_{\vec{R}_0} \sqrt{\frac{\hbar}{2m\omega_p}} \sqrt{n_p}. \quad (21)$$

Considering again an electric quadrupole transition and assuming the special - but experimentally relevant - case that the beam axis system coincides with the trap axis system, we invoke equation (15) to calculate the spatial derivative of the bare transition strength:

$$\partial_p \mu(\vec{R}; J_2, J_1, m_2, m_2) |_{\vec{R}_0} = \sum_{i,j=X,Y,Z} \sum_{\Delta m=-\Delta J}^{+\Delta J} \langle J_1 m_1 \Delta J \Delta m | J_2 m_2 \rangle c_{ij}^{(\Delta m)} \partial_p \partial_i E_j |_{\vec{R}_0} \quad (22)$$

For the case that the axes systems do not coincide, we have to employ the derivative direct along \vec{e}_p :

$$\partial_p = \sum_{q=X,Y,Z} (\vec{e}_p \cdot \vec{e}_q) \partial_q \quad (23)$$

Comparing equation (15) against equations (20) and (22), we see that for a quadrupole transition, the field gradients govern the bare electronic transition strengths, while second spatial derivatives of the field govern the coupling to the atomic motion.

We apply this framework for a $\Delta J = 2$ quadrupole transition to compute relative transition strengths for $\Delta n = 0$ (carrier) and $\Delta n_q = 1$ (blue sideband) transitions for all modes $q = X, Y, Z$, by assuming the atom being in its motional ground state and lying in the focal plane of the structured beams covered above. The extension to arbitrary sidebands with different initial motional state is straightforward by means of equations (20) and (21). The results for magnetic

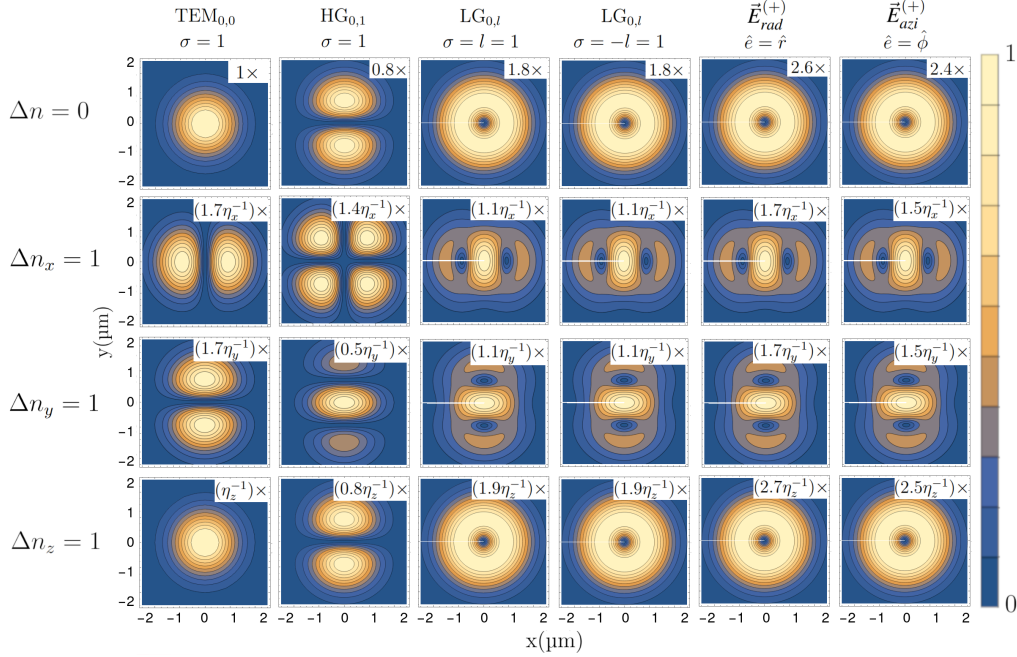


Figure 4: Relative transition strengths for carrier $\Delta n = 0$, see equation (15) and blue sideband $\Delta n_j = 1$ transitions, see equation (20), are calculated with our Mathematica Notebook for the $m = +\frac{1}{2} \leftrightarrow m = +\frac{3}{2}$ sub-transition of a $\Delta J = 2$ quadrupole transition. Blue sideband strengths are calculated under the assumption that the atom is in the motional ground state. The drive field propagates along the quantization axis z with circular polarization $\sigma = +1$ (except for radially and azimuthally polarized beams), the trap axes are aligned with the laser axis system, and the beam types and parameters are the same as above. $\Delta n_j = 1$ refers to the addition of a single motional quanta along the j -direction. The transition strengths for the longitudinal (z) and transversal (x, y) sideband, are rescaled by the Lamb-Dicke parameters $\eta_z = k\sqrt{\frac{\hbar}{2m\omega_z}}$ and $\eta_{x,y} = \frac{\sqrt{2}}{w_0}\sqrt{\frac{\hbar}{2m\omega_{x,y}}}$ introduced in Ref. [27].

sub-transitions $\Delta m = +1$ are shown in Fig. 4. The trap axes coincide with the axis system defined by the laser beam, with z being the magnetic quantization axis as above. The laser beam also propagates along direction z .

As expected, the carrier excitation profiles ($\Delta n = 0$), reflect the intensity profile of the $\sigma = \Delta m = +1$ polarization component, compare to first row of Fig. 1. Here, the transition strength is governed by the optical phase gradient along the propagation direction, which is determined by the traveling wave term e^{ikz} . For the sidebands pertaining to modes along the transverse directions x and y , we see that the transitions strengths are proportional to the gradients of the carrier transition strengths along the respective direction. For HG and LG beams, the transition strengths for these sidebands peak at the center of the beam. This is particularly interesting as at these points, the carrier excitation strength is vanishing, as has been experimentally shown in Ref. [27]. The bottom row of Fig. 4 shows the sideband transitions strengths for the mode longitudinal to the beam propagation direction (z). As for the carrier transition, these are proportional to the beam intensity, as they are mainly generated by the traveling wave component e^{ikz} . Conversely (not shown), when $l \neq \sigma$ a distinct longitudinal field [28] concentrates at the center of the focused beam, which changes the excitation profiles for the $\Delta m = 0$ transition, see Fig. 2.

Note that the framework introduced above can be used to predict the transversal motional excitations of a single trapped ion when is placed in the phase singularity of a vortex beam or within a slightly misaligned Gaussian beam, as respectively reported in [27] and [63]. In both works, the electric field gradients perpendicular to the light propagation direction lead to transversal motion excitations, where the transition strengths are described by an effective transverse Lamb-Dicke parameter η_{\perp} and modulated by the beam mode profiles and polarization structures.

Discussion and outlook

This work provides a unified and generalized treatment of light-matter interaction for strongly localized atoms interacting with structured light fields, beyond the paraxial approximation. We explicitly derived equations describing atomic dipole and quadrupole transitions, for arbitrary interaction geometry as defined by the light propagation direction and the quantizing magnetic field. The treatment was extended to describe the coupling to the atomic motion for the case of harmonically trapped atoms, with a specific focus on trapped-ion experiments. In this context, we highlighted how the introduced formalism precisely describes the surprising predictions, reported in literature, when trapped ions interact with vortex light fields driving electronic quadrupole transitions and their longitudinal and transversal motional sidebands.

Our generalized framework allows for the quantitative description of light-matter interaction using more general vector fields with arbitrary mode functions and spatially modulated polarization. In conjunction with the provided code, it allows for exploring a wealth of phenomena occurring when atomic systems are coherently manipulated using structured light fields. In the following, we discuss a number of possible application scenarios.

As noted initially, technological applications for structured light fields currently emerge, including e.g. photolithography [64]. In the context of such applications, trapped atoms may serve as precise probes with sub-wavelength resolution for mapping out the properties of the light fields, in order to characterize and improve optical instrumentation.

Structured light fields can be a valuable asset for many emerging quantum technologies. For example, optical frequency standards [31] can be improved using vortex beams, allowing for ac Stark-shift-free excitation of clock transitions. In the context of trapped-ion quantum computing, vortex beams can be applied to realize optimized quantum gates with minimized parasitic Stark shifts and off-resonant scattering. In particular, vortex beams can efficiently generate state-dependent optical forces transverse to the beam propagation direction [65], which can allow for increased versatility of optical addressing schemes operating on linear Coulomb crystals. For many trapped-ion qubit realizations, single- and multi-qubit gates are realized via two-photon Raman transitions mediated by off-resonant E1 electric dipole transitions. For example, for qubits based on the spin of the valence electron of $^{40}\text{Ca}^+$ ions [66, 67, 68], stimulated Raman transitions mediated by the $S_{1/2} \leftrightarrow P_{1/2}$ transition coherently drive transitions between the Zeeman sublevels $m_J = \pm 1/2$ of the electronic ground state and the respective motional sidebands. Using such stimulated Raman transitions in conjunction with structured light fields may lead to interesting applications, for example to drive motional sideband without parasitic carrier excitation. Moreover, spin-dependent optical forces generated by vortex beams may be used to implement coherent spin-dependent ion SWAP operations [69, 70]. Finally, highly excited Rydberg atoms or ions [71, 72] can provide the possibility to study light-matter interaction on the single atom level in a new regime, where the spatial features of the driving fields are smaller or of the same order than the spatial extent of the electronic wavefunctions.

References

- [1] Takahiro Kuga, Yoshio Torii, Noritsugu Shiokawa, Takuya Hirano, Yukiko Shimizu, and Hiroyuki Sasada. Novel optical trap of atoms with a doughnut beam. *Phys. Rev. Lett.*, 78(25):4713, 1997.
- [2] H He, MEJ Friese, NR Heckenberg, and H Rubinsztein-Dunlop. Direct observation of transfer of angular momentum to absorptive particles from a laser beam with a phase singularity. *Phys. Rev. Lett.*, 75(5):826, 1995.
- [3] Miles Padgett and Richard Bowman. Tweezers with a twist. *Nat. Photon.*, 5(6):343, 2011.
- [4] Alexander B Stilgoe, Timo A Nieminen, and Halina Rubinsztein-Dunlop. Controlled transfer of transverse orbital angular momentum to optically trapped birefringent microparticles. *Nat. Photon.*, 16(5):346, 2022.
- [5] Stefan W Hell and Jan Wichmann. Breaking the diffraction resolution limit by stimulated emission: stimulated-emission-depletion fluorescence microscopy. *Opt. Lett.*, 19(11):780, 1994.
- [6] Grover A Swartzlander. Peering into darkness with a vortex spatial filter. *Opt. Lett.*, 26(8):497, 2001.
- [7] Severin Fürhapter, Alexander Jesacher, Stefan Bernet, and Monika Ritsch-Marte. Spiral interferometry. *Opt. Lett.*, 30(15):1953, 2005.
- [8] Christian Sanner, Nils Huntemann, Richard Lange, Christian Tamm, Ekkehard Peik, Marianna S Safronova, and Sergey G Porsev. Optical clock comparison for lorentz symmetry testing. *Nature*, 567(7747):204, 2019.
- [9] Richard Lange, Nils Huntemann, JM Rahm, Christian Sanner, Hu Shao, Burghard Lipphardt, Chr Tamm, Stefan Weyers, and Ekkehard Peik. Improved limits for violations of local position invariance from atomic clock comparisons. *Phys. Rev. Lett.*, 126(1):011102, 2021.
- [10] Hartmut Häffner, Christian F Roos, and Rainer Blatt. Quantum computing with trapped ions. *Phys. Rep.*, 469(4): 155, 2008.

- [11] Loïc Henriët, Lucas Beguin, Adrien Signoles, Thierry Lahaye, Antoine Browaeys, Georges-Olivier Reymond, and Christophe Jurczak. Quantum computing with neutral atoms. *Quantum*, 4:327, 2020.
- [12] Christian Tomás Schmiegelow and Ferdinand Schmidt-Kaler. Light with orbital angular momentum interacting with trapped ions. *Eur. Phys. J. D*, 66(6):1, 2012.
- [13] Maria Solyanik-Gorgone, Andrei Afanasev, Carl E. Carlson, Christian T. Schmiegelow, and Ferdinand Schmidt-Kaler. Excitation of $E1$ -forbidden atomic transitions with electric, magnetic, or mixed multipolarity in light fields carrying orbital and spin angular momentum. *J. Opt. Soc. Am. B*, 36(3):565, Mar 2019.
- [14] A. A. Peshkov, Y. M. Bidasyuk, R. Lange, N. Huntemann, E. Peik, and A. Surzhykov. Interaction of twisted light with a trapped atom: Interplay between electronic and motional degrees of freedom. *Phys. Rev. A*, 107:023106, Feb 2023.
- [15] Miles J Padgett. Orbital angular momentum 25 years on. *Opt. Express*, 25(10):11265, 2017.
- [16] S Quabis, R Dorn, M Eberler, O Glöckl, and G Leuchs. Focusing light to a tighter spot. *Opt. Commun.*, 179(1):1–7, 2000. ISSN 0030-4018.
- [17] Paula B. Monteiro, Paulo A. Maia Neto, and H. Moysés Nussenzveig. Angular momentum of focused beams: Beyond the paraxial approximation. *Phys. Rev. A*, 79:033830, Mar 2009.
- [18] Lucas Alber, Martin Fischer, Marianne Bader, Klaus Mantel, Markus Sondermann, and Gerd Leuchs. Focusing characteristics of a 4π parabolic mirror light-matter interface. *Journal of the European Optical Society-Rapid Publications*, 13:1, 2017.
- [19] Gabriel Araneda, Giovanni Cerchiari, Daniel B Higginbottom, Philip C Holz, Kirill Lakhmanskiy, Petr Obšil, Yves Colombe, and Rainer Blatt. The panopticon device: An integrated paul-trap–hemispherical mirror system for quantum optics. *Rev. Sci. Instrum.*, 91(11):113201, 2020.
- [20] Steven R Jefferts, C Monroe, AS Barton, and David J Wineland. Paul trap for optical frequency standards. *IEEE Trans. Instrum. Meas.*, 44(2):148, 1995.
- [21] Klaus Blaum, Sergey Eliseev, and Sven Sturm. Perspectives on testing fundamental physics with highly charged ions in penning traps. *Quantum Science and Technology*, 6(1):014002, 2020.
- [22] Adam M Kaufman, Brian J Lester, and Cindy A Regal. Cooling a single atom in an optical tweezer to its quantum ground state. *Physical Review X*, 2(4):041014, 2012.
- [23] R Kolesov, K Xia, R Reuter, R Stöhr, A Zappe, J Meijer, PR Hemmer, and J Wrachtrup. Optical detection of a single rare-earth ion in a crystal. *Nat. Commun.*, 3(1):1029, 2012.
- [24] Carlo Bradac, Weibo Gao, Jacopo Forneris, Matthew E Trusheim, and Igor Aharonovich. Quantum nanophotonics with group iv defects in diamond. *Nat. Commun.*, 10(1):5625, 2019.
- [25] Christian T Schmiegelow, Jonas Schulz, Henning Kaufmann, Thomas Ruster, Ulrich G Poschinger, and Ferdinand Schmidt-Kaler. Transfer of optical orbital angular momentum to a bound electron. *Nat. Commun.*, 7(1):12998, 2016.
- [26] Martín Drechsler, Sebastian Wolf, Christian T Schmiegelow, and Ferdinand Schmidt-Kaler. Optical superresolution sensing of a trapped ion’s wave packet size. *Phys. Rev. Lett.*, 127(14):143602, 2021.
- [27] Felix Stopp, Maurizio Verde, Milton Katz, Martin Drechsler, Christian T. Schmiegelow, and Ferdinand Schmidt-Kaler. Coherent transfer of transverse optical momentum to the motion of a single trapped ion. *Phys. Rev. Lett.*, 129:263603, Dec 2022.
- [28] G. F. Quinteiro, Ferdinand Schmidt-Kaler, and Christian T. Schmiegelow. Twisted-light–ion interaction: The role of longitudinal fields. *Phys. Rev. Lett.*, 119:253203, Dec 2017.
- [29] Andrei Afanasev, Carl E Carlson, Christian T Schmiegelow, Jonas Schulz, Ferdinand Schmidt-Kaler, and Maria Solyanik. Experimental verification of position-dependent angular-momentum selection rules for absorption of twisted light by a bound electron. *New Journal of Physics*, 20(2):023032, feb 2018.
- [30] Zhong-Hua Qian, Jin-Ming Cui, Xi-Wang Luo, Yong-Xiang Zheng, Yun-Feng Huang, Ming-Zhong Ai, Ran He, Chuan-Feng Li, and Guang-Can Guo. Super-resolved imaging of a single cold atom on a nanosecond timescale. *Phys. Rev. Lett.*, 127:263603, Dec 2021.
- [31] R. Lange, N. Huntemann, A. A. Peshkov, A. Surzhykov, and E. Peik. Excitation of an electric octupole transition by twisted light. *Phys. Rev. Lett.*, 129:253901, Dec 2022.
- [32] Melvin Lax, William H Louisell, and William B McKnight. From maxwell to paraxial wave optics. *Physical Review A*, 11(4):1365, 1975.

- [33] AE Siegman. Lasers (mill valley, ca: University science). *Chap*, 17:663, 1986.
- [34] Stephen M Barnett. Optical angular-momentum flux. *J. Opt. B: Quantum Semiclass. Opt.*, 4(2):S7, 2001.
- [35] SJ Van Enk and G Nienhuis. Commutation rules and eigenvalues of spin and orbital angular momentum of radiation fields. *J. Mod. Opt.*, 41(5):963, 1994.
- [36] SJ Van Enk and G Nienhuis. Spin and orbital angular momentum of photons. *Europhys. Lett.*, 25(7):497, 1994.
- [37] Konstantin Yu Bliokh, Francisco J Rodríguez-Fortuño, Franco Nori, and Anatoly V Zayats. Spin-orbit interactions of light. *Nat. Photon.*, 9(12):796, 2015.
- [38] Stephen M Barnett and L Allen. Orbital angular momentum and nonparaxial light beams. *Opt. Commun.*, 110(5-6):670, 1994.
- [39] Takashi Takenaka, Mitsuhiro Yokota, and Otozo Fukumitsu. Propagation of light beams beyond the paraxial approximation. *J. Opt. Soc. Am. A*, 2(6):826, 1985.
- [40] Lukas Novotny and Bert Hecht. *Principles of nano-optics*. Cambridge university press, 2012.
- [41] Ralf Dorn, Susanne Quabis, and Gerd Leuchs. The focus of light—linear polarization breaks the rotational symmetry of the focal spot. *J. Mod. Opt.*, 50(12):1917, 2003.
- [42] Qiwen Zhan. *Vectorial optical fields: Fundamentals and applications*. World scientific, 2013.
- [43] Guillermo Federico Quinteiro, DE Reiter, and T Kuhn. Formulation of the twisted-light-matter interaction at the phase singularity: The twisted-light gauge. *Physical Review A*, 91(3):033808, 2015.
- [44] Guillermo Federico Quinteiro, DE Reiter, and T Kuhn. Formulation of the twisted-light-matter interaction at the phase singularity: beams with strong magnetic fields. *Physical Review A*, 95(1):012106, 2017.
- [45] Bernard Richards and Emil Wolf. Electromagnetic diffraction in optical systems, ii. structure of the image field in an aplanatic system. *Proc. R. Soc. A: Math. Phys. Sci.*, 253(1274):358–379, 1959.
- [46] Carl G Chen, Paul T Konkola, Juan Ferrera, Ralf K Heilmann, and Mark L Schattenburg. Analyses of vector gaussian beam propagation and the validity of paraxial and spherical approximations. *J. Opt. Soc. Am. A*, 19(2):404, 2002.
- [47] Jinwen Wang, Francesco Castellucci, and Sonja Franke-Arnold. Vectorial light-matter interaction: Exploring spatially structured complex light fields. *AVS Quantum Science*, 2(3):031702, 2020.
- [48] Kun Huang, Peng Shi, GW Cao, Ke Li, XB Zhang, and YP Li. Vector-vortex besel-gauss beams and their tightly focusing properties. *Opt. Lett.*, 36(6):888, 2011.
- [49] Kayn A Forbes, Dale Green, and Garth A Jones. Relevance of longitudinal fields of paraxial optical vortices. *Journal of Optics*, 23(7):075401, 2021.
- [50] Paula B Monteiro, Paulo A Maia Neto, and H Moysés Nussenzveig. Angular momentum of focused beams: Beyond the paraxial approximation. *Physical Review A*, 79(3):033830, 2009.
- [51] LW Davis. Theory of electromagnetic beams. *Phys. Rev. A*, 19(3):1177, 1979.
- [52] Christian Maurer, Alexander Jesacher, Severin Fürhapter, Stefan Bernet, and Monika Ritsch-Marte. Tailoring of arbitrary optical vector beams. *New Journal of Physics*, 9(3):78, 2007.
- [53] SJ Van Enk. Selection rules and centre-of-mass motion of ultracold atoms. *Quantum Optics: Journal of the European Optical Society Part B*, 6(5):445, 1994.
- [54] Matthias Sonnleitner and Stephen M Barnett. The röntgen interaction and forces on dipoles in time-modulated optical fields. *Eur. Phys. J. D*, 71:1, 2017.
- [55] Anton A Peshkov, Elena Jordan, Markus Kromrey, Karan K Mehta, Tanja E Mehlstäubler, and Andrey Surzhykov. Excitation of forbidden electronic transitions in atoms by hermite-gaussian modes. *Preprint at <https://arxiv.org/pdf/2305.04523.pdf>*, 2023.
- [56] JJ Sakurai. Modern quantum mechanics (revised edition) addison-wesley. *Reading*, 41:221–223, 1994.
- [57] Andrei Afanasev, Carl E Carlson, and Asmita Mukherjee. Off-axis excitation of hydrogenlike atoms by twisted photons. *Physical Review A*, 88(3):033841, 2013.
- [58] Andrei Afanasev, Carl E Carlson, and Asmita Mukherjee. High-multipole excitations of hydrogen-like atoms by twisted photons near a phase singularity. *Journal of Optics*, 18(7):074013, 2016.
- [59] Andrei Afanasev, Carl E Carlson, and Hao Wang. Polarization transfer from the twisted light to an atom. *Journal of Optics*, 22(5):054001, 2020.

- [60] Ayman Al-Khateeb, Andreas Lyras, VE Lembessis, and Omar M Aldossary. Two-photon bound-bound atomic transitions induced by lg beams. *Results Phys.*, 43:106107, 2022.
- [61] Danica Sugic, Ramon Droop, Eileen Otte, Daniel Ehrmanntraut, Franco Nori, Janne Ruostekoski, Cornelia Denz, and Mark R Dennis. Particle-like topologies in light. *Nat. Commun.*, 12(1):6785, 2021.
- [62] D. J. Wineland, C. Monroe, W. M. Itano, D. Leibfried, B. E. King, and D. M. Meekhof. Experimental issues in coherent quantum-state manipulation of trapped atomic ions. *J. Res. Natl. Inst. Stand. Technol.*, 103:259, 1998. URL <https://tf.nist.gov/general/pdf/1275.pdf>.
- [63] Adam D West, Randall Putnam, Wesley C Campbell, and Paul Hamilton. Tunable transverse spin-motion coupling for quantum information processing. *Quantum Science and Technology*, 6(2):024003, jan 2021.
- [64] Xiongfeng Li, Yiyong Liang, Shichao Zhan, Jianfeng Xu, Jian Bai, and Kaiwei Wang. Optical vortex beam direct-writing photolithography. *Applied Physics Express*, 11(3):036503, feb 2018.
- [65] M Mazzanti, R Gerritsma, RJC Spreuw, and A Safavi-Naini. Trapped ion quantum computing using optical tweezers and the magnus effect. *arXiv preprint arXiv:2301.04668*, 2023.
- [66] U G Poschinger, G Huber, F Ziesel, M Deiß, M Hettrich, S A Schulz, K Singer, G Poulsen, M Drewsen, R J Hendricks, and F Schmidt-Kaler. Coherent manipulation of a 40Ca^+ spin qubit in a micro ion trap. *Journal of Physics B: Atomic, Molecular and Optical Physics*, 42(15):154013, jul 2009.
- [67] V Kaushal, Bjoern Lekitsch, A Stahl, J Hilder, Daniel Pijn, C Schmiegelow, Alejandro Bermudez, M Müller, Ferdinand Schmidt-Kaler, and U Poschinger. Shuttling-based trapped-ion quantum information processing. *AVS Quantum Science*, 2(1):014101, 2020.
- [68] Janine Hilder, Daniel Pijn, Oleksiy Onishchenko, Alexander Stahl, Maximilian Orth, Björn Lekitsch, Andrea Rodriguez-Blanco, Markus Müller, Ferdinand Schmidt-Kaler, and UG Poschinger. Fault-tolerant parity readout on a shuttling-based trapped-ion quantum computer. *Physical Review X*, 12(1):011032, 2022.
- [69] Henning Kaufmann, Thomas Ruster, Christian T Schmiegelow, Marcelo A Luda, Vidyut Kaushal, Jonas Schulz, David von Lindenfels, Ferdinand Schmidt-Kaler, and Ulrich G Poschinger. Fast ion swapping for quantum-information processing. *Physical Review A*, 95(5):052319, 2017.
- [70] Erik Urban, Neil Glikin, Sara Mouradian, Kai Krimmel, Boerge Hemmerling, and Hartmut Haeffner. Coherent control of the rotational degree of freedom of a two-ion coulomb crystal. *Phys. Rev. Lett.*, 123(13):133202, 2019.
- [71] JD Rodrigues, Luis Gustavo Marcassa, and JT Mendonça. Excitation of high orbital angular momentum rydberg states with laguerre-gauss beams. *J. Phys. B: At. Mol. Opt. Phys.*, 49(7):074007, 2016.
- [72] Marie Niederländer, Jonas Vogel, Alexander Schulze-Makuch, Bastien Gély, Arezoo Mokhberi, and Ferdinand Schmidt-Kaler. Rydberg ions in coherent motional states: a new method for determining the polarizability of rydberg ions. *New Journal of Physics*, 25(3):033020, mar 2023.