

High-Dimensional Expected Shortfall Regression

Shushu Zhang[†], Xuming He[‡], Kean Ming Tan[†], and Wen-Xin Zhou^{*}
University of Michigan[†], Washington University in St. Louis[‡],
and University of Illinois Chicago^{*}

January 3, 2025

Abstract

Expected shortfall is defined as the average over the tail below (or above) a certain quantile of a probability distribution. Expected shortfall regression provides powerful tools for learning the relationship between a response variable and a set of covariates while exploring the heterogeneous effects of the covariates. In the health disparity research, for example, the lower/upper tail of the conditional distribution of a health-related outcome, given high-dimensional covariates, is often of importance. Under sparse models, we propose the lasso-penalized expected shortfall regression and establish non-asymptotic error bounds, depending explicitly on the sample size, dimension, and sparsity, for the proposed estimator. To perform statistical inference on a covariate of interest, we propose a debiased estimator and establish its asymptotic normality, from which asymptotically valid tests can be constructed. We illustrate the finite sample performance of the proposed method through numerical studies and a data application on health disparity.

Keywords: Conditional value-at-risk; Data heterogeneity; Debiased inference; Neyman orthogonality; Quantile regression; Superquantile regression.

1 Introduction

Recent years have witnessed a proliferation of heterogeneous data with a large number of covariates in various applications, such as genomics (Lee et al. 2018) and bioinformatics (Cai et al. 2022), due to the development of computing facilities and automated data collection technologies such as sensors. As an example, we consider the health disparity research that has drawn increasing attention from policymakers and regulatory bodies (Centers for Disease Control and Prevention 2005). We aim to investigate whether there are disparities in cotinine levels among different ethnic groups given a large number of covariates, where cotinine levels measure exposure to nicotine (Benowitz 1996). In particular, we focus on subpopulations with high cotinine levels who tend to have higher risks for lung cancer (Boffetta et al. 2006, Timofeeva et al. 2011) and other diseases (McCann et al. 1992). Figure 1 is a plot of cotinine levels for four different ethnic groups at various quantile levels based on the data retrieved from the National Health and Nutrition Examination Survey¹. From Figure 1, we observe that most of the populations have low cotinine values that are below the active smoker threshold, resulting in no disparity among the ethnic groups at the 0.7 quantile or lower, and the disparity appears larger at the higher quantiles. While quantile regression, first introduced by Koenker & Bassett Jr (1978), is often used to model such data heterogeneity in the tail region, it concerns a particular quantile level of interest but not about the further tail beyond the quantile.

To summarize the accumulative information in the tail of an outcome distribution, we consider the expected shortfall (ES), also known as the conditional value-at-risk or superquantile (Rockafellar & Uryasev 2000, Acerbi & Tasche 2002). The ES measure has been used across many disciplines such as finance (Rockafellar & Uryasev 2002, Jorion 2003, Basel Committee

¹Centers for Disease Control and Prevention (CDC). National Center for Health Statistics (NCHS). National Health and Nutrition Examination Survey (NHANES) Data. Hyattsville, MD: U.S. Department of Health and Human Services, Centers for Disease Control and Prevention, 2017-2020, <https://wwwn.cdc.gov/nchs/nhanes/continuousnhanes/default.aspx?Cycle=2017-2020>.

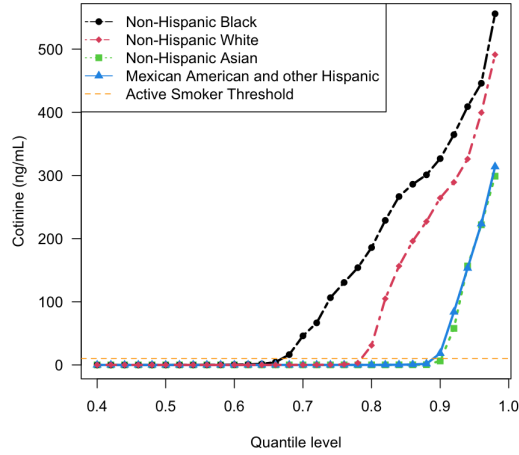


Figure 1: Cotinine levels for four different ethnic groups across the 0.4 quantile to 0.99 quantile.

2019), operations research (Rockafellar et al. 2008, 2014, Rockafellar & Royset 2013), and clinical trials (He et al. 2010). In particular, the Basel Committee (<https://www.bis.org/bcbs/publ/d457.htm>) confirms the replacement of the quantile with the ES as the standard risk measure in banking and insurance, one reason being that the ES is a coherent risk measure while the quantile is not (Artzner et al. 1999).

For notational convenience, let Z be a real-valued random variable. In the regression setting, Z can be interpreted as the response $Y \in \mathbb{R}$ given the covariates $X \in \mathbb{R}^p$. Let $F_Z : \mathbb{R} \rightarrow [0, 1]$ and $Q_\tau(Z) : (0, 1) \rightarrow \mathbb{R}$ be its cumulative distribution function and quantile function, respectively, i.e., $F_Z(z) = P(Z \leq z)$ for $z \in \mathbb{R}$ and $Q_\tau(Z) = \inf\{z \in \mathbb{R} : F_Z(z) \geq \tau\}$ for $\tau \in (0, 1)$. The ES represents the average of the tail below or above a given quantile level. Formally, the lower τ th ES of Z is defined as

$$\mathcal{S}_\tau(Z) = \frac{1}{\tau} \int_0^\tau Q_u(Z) du, \quad \tau \in (0, 1).$$

For a continuous random variable Z , the lower τ th ES is equivalently given by $\mathcal{S}_\tau(Z) = E\{Z | Z \leq Q_\tau(Z)\}$. The upper τ th ES is symmetrically defined as the tail average over the interval $[\tau, 1)$.

To estimate the ES in the regression setting, one challenge is the lack of elicibility (Gneiting

2011), i.e., there does not exist a loss function such that the ES is the minimizer of the expected loss. To overcome this challenge, several approaches have been proposed for estimating the (conditional) ES, such as the weighted sum of the estimated quantiles (Scaillet 2004, van der Vaart 2000), a function of the estimated conditional cumulative distribution function (Chetverikov et al. 2022), or the minimizer of an implicit loss function (Rockafellar & Royset 2013, Rockafellar et al. 2014). However, the loss function cannot be easily generalized to the regression framework (Li 2022). Fissler & Ziegel (2016) show that the quantile and the ES are jointly elicitable, and construct a class of joint loss functions. Inspired by this, Dimitriadis & Bayer (2019) and Patton et al. (2019) propose a joint regression framework for the conditional quantile and ES in the presence of covariates. From a different perspective, Barendse (2020) proposes a two-step method for the ES regression and establishes its asymptotic properties under the fixed- p regime. He et al. (2023) investigate this two-step method under the increasing- p regime in which $p = O(n^a)$ for some $a \in (0, 1)$, and further propose a robust two-step estimator that accommodates heavy-tailed data.

To our knowledge, existing inferential methods for the ES regression have been developed mainly for low- to moderate-dimensional covariates. In a data-rich environment, large- p problems arise due to the availability of many features as in genomic studies or the use of multi-way interactions among a moderate amount of covariates as in econometric applications. Our goal is to develop new estimation and inference methods for the ES regression in high dimensions when p is comparable to or larger than the sample size n . Our work is motivated by the aforementioned health disparity study in which a large number of covariates, such as various demographic variables, hospital utilization, access to care, and other survey-type questions, are present. In the health disparity study, it is of particular interest to perform statistical inference on the ethnic groups after adjusting for a large number of explanatory covariates.

High-dimensional regression has been extensively studied under linear and generalized linear models (Bühlmann & van de Geer 2011, Wainwright 2019). One of the most widely used assumptions for high-dimensional regression is sparsity, i.e., only a small number of predictors among a large pool are needed in the regression model. To fit sparse models, various sparsity-inducing penalty functions have been introduced, such as the lasso/ ℓ_1 -penalty (Tibshirani 1996), the elastic net (Zou & Hastie 2005) as a combination of the ℓ_1 - and ℓ_2 -penalties, and other non-convex penalty functions (Fan & Li 2001, Zhang 2010). Although the rates of convergence of those estimators are well-understood under mild conditions, performing statistical inference in the high-dimensional setting is challenging due to the lack of a tractable limiting distribution of the penalized estimator when $p \gg n$. To overcome this, various debiased/de-sparsified lasso estimators have been proposed (Zhang & Zhang 2014, van de Geer et al. 2014, Ning & Liu 2017, Javanmard & Montanari 2018), and proven to follow normal distributions asymptotically under certain growth conditions.

In this article, we propose a regularized two-step method for fitting the ES regression in high-dimensional settings. To perform statistical inference on the impact of a specific covariate (e.g., ethnic group) on the tail average of an outcome (e.g., cotinine levels) given many control variables, we further propose a debiased estimator and establish its asymptotic normality. While our proposal is inspired by the existing debiased procedures (see, for instance, Ning & Liu 2017, Javanmard & Montanari 2018), its theoretical analyses require more delicate investigations due to the presence of high-dimensional nuisance parameters in the conditional quantile specification. Theoretically, we first establish non-asymptotic bounds for the proposed estimator under the ℓ_1 - and ℓ_2 -norms. We then establish the asymptotic normality of the debiased estimator and explicitly characterize its asymptotic variance. We further propose to estimate the asymptotic variance using the refitted cross-validation approach with provable consistency (Fan et al. 2012).

Applying the proposed inferential method to a National Health and Nutrition Examination Survey dataset, we gain insights into the disparities in cotinine levels among different ethnic groups after adjusting for many covariates.

2 Preliminaries

Assume that we observe a random sample $\{(Y_i, X_i)\}_{i=1}^n$ of size n from $(Y, X) \in \mathbb{R} \times \mathbb{R}^p$. We consider the joint regression framework for modeling the conditional quantile and ES of Y_i given X_i . In particular, at a given quantile level $\tau \in (0, 1)$, assume that

$$\mathcal{Q}_\tau(Y_i|X_i) = X_i^\top \beta^*(\tau), \quad \mathcal{S}_\tau(Y_i|X_i) = X_i^\top \theta^*(\tau), \quad i = 1, \dots, n, \quad (2.1)$$

where $\beta^*(\tau), \theta^*(\tau) \in \mathbb{R}^p$ are the true underlying quantile and ES regression parameters. For simplicity, we will suppress the dependency on τ and write β^* and θ^* throughout the paper. Moreover, the first component of each X_i is one so that the first coordinates of β and θ indicate intercept terms for the quantile and ES regression models, respectively.

Fissler & Ziegel (2016) show that the quantile and the ES are jointly elicitable, and propose a class of strictly consistent joint loss functions for the unconditional quantile and ES estimation.

In the regression framework, let

$$\begin{aligned} S(\beta, \theta; Y, X) &= \{\tau - \mathbb{1}(Y \leq X^\top \beta)\} \{G_1(Y) - G_1(X^\top \beta)\} \\ &\quad + \frac{G_2(X^\top \theta)}{\tau} \{(Y - X^\top \beta) \mathbb{1}(Y \leq X^\top \beta) + \tau X^\top \beta - \tau X^\top \theta\} - G_2(X^\top \theta), \end{aligned} \quad (2.2)$$

where G_1 and G_2 are user-specified functions that satisfy certain conditions. In particular, G_1 is increasing and integrable, $G_2 = \mathcal{G}'_2$ is the first order derivative of \mathcal{G}_2 , and G_2 and \mathcal{G}_2

are strictly positive. Under the model assumption (2.1), (β^*, θ^*) is the unique minimizer of $E\{S(\beta, \theta; Y, X)\}$; see Corollary 5.5 in Fissler & Ziegel (2016). Theoretically, Dimitriadis & Bayer (2019) establish the consistency and asymptotic normality for the joint M -estimator, defined as $(\tilde{\beta}, \tilde{\theta}) \in \operatorname{argmin}_{(\beta, \theta) \in \Theta} \sum_{i=1}^n S(\beta, \theta; Y_i, X_i)$, as $n \rightarrow \infty$ with dimension p fixed, where $\Theta \subseteq \mathbb{R}^{2p}$ is the parameter space, assumed to be compact, convex, and have a non-empty interior. Since the loss function is non-differentiable and non-convex for any feasible choice of the functions G_1 and G_2 (Fissler & Ziegel 2016), it is challenging to obtain the global minimum when p is large.

The ES depends on the quantile but not vice versa. Therefore, the estimation of β^* and θ^* can be disentangled from the joint loss function in (2.2). Suppose that the estimation and inference on θ^* are of primary interest, then β^* serves as a nuisance parameter. Motivated by the idea of using Neyman-orthogonal scores to reduce sensitivity with respect to nuisance parameters (Neyman 1979, Chernozhukov et al. 2018), Barendse (2020) proposes a two-step procedure that bypasses the non-convex optimization problem. The first step computes the standard quantile regression estimate $\hat{\beta}$ by minimizing $\sum_{i=1}^n \rho_\tau(Y_i - X_i^\top \beta)$ over β , where $\rho_\tau(u) = \{\tau - \mathbb{1}(u < 0)\}u$ is the quantile loss function. The second step estimates θ^* through the least squares regression of the adjusted response $Z(\hat{\beta})$ on τX , that is,

$$\hat{\theta} \in \operatorname{argmin}_{\theta \in \mathbb{R}^p} \frac{1}{n} \sum_{i=1}^n \{Z_i(\hat{\beta}) - \tau X_i^\top \theta\}^2, \quad (2.3)$$

where

$$Z_i(\beta) = (Y_i - X_i^\top \beta) \mathbb{1}(Y_i \leq X_i^\top \beta) + \tau X_i^\top \beta, \quad i = 1, \dots, n. \quad (2.4)$$

Let $\psi_0(\beta, \theta; X) = \tau X [E\{Z(\beta)|X\} - \tau X^\top \theta]$ be the score function of the expected loss

in (2.3), where $Z(\beta) = (Y - X^\top\beta)\mathbb{1}(Y \leq X^\top\beta) + \tau X^\top\beta$. The rationale behind the estimation procedure in (2.3) is twofold. First, θ^* is the unique minimizer of the expected loss function $E[\{Z(\beta^*) - \tau X^\top\theta^*\}^2]$ using the property that $\psi_0(\beta^*, \theta^*; X) = 0$ under (2.1). Second, the quantile regression estimation error is first-order negligible to the ES regression estimation and therefore does not affect the asymptotic distribution of $\hat{\theta}$ (Barendse 2020), which can be explained by the following orthogonality property. Let $F_{Y|X}(\cdot)$ be the conditional distribution function of Y given X . Provided $F_{Y|X}(\cdot)$ is continuous, it can be shown that for any $\theta \in \mathbb{R}^p$,

$$\partial_\beta \psi_0(\beta, \theta; X) \Big|_{\beta=\beta^*} = \tau^2 X X^\top \{\tau - F_{Y|X}(X^\top\beta^*)\} = 0, \quad (2.5)$$

where $\partial_\beta \psi_0(\beta, \theta; X)$ denotes the partial derivative of $\psi_0(\beta, \theta; X)$ with respect to β . We refer to (2.5) as the Neyman orthogonality.

3 Methodology

3.1 Proposed method

We develop a new framework for estimating the ES regression coefficients and performing statistical inference on a particular coefficient of interest, under the joint model (2.1) in high dimensions. We focus on the high-dimensional regime in which p may be greater than n , and both regression coefficients β^* and θ^* are assumed to be sparse, that is, only a few coordinates of β^* and θ^* are non-zero. The rationale of the proposed framework will be given in Section 3.2.

Let θ_j^* be the j th coordinate of θ^* . For a given $1 \leq j \leq p$ and a pre-determined constant c_0 , our goal is to test the hypothesis

$$H_0 : \theta_j^* = c_0 \quad \text{versus} \quad H_1 : \theta_j^* \neq c_0. \quad (3.1)$$

We start with a two-step ℓ_1 -penalized approach to estimate the ES regression coefficients. In the first step, we estimate the quantile regression coefficients by a lasso-penalized estimator given by

$$\hat{\beta}_{\lambda_q}(\tau) \in \operatorname{argmin}_{\beta \in \mathbb{R}^p} \left\{ \frac{1}{n} \sum_{i=1}^n \rho_\tau(Y_i - X_i^T \beta) + \lambda_q \|\beta\|_1 \right\}, \quad (3.2)$$

where $\lambda_q > 0$ is a sparsity tuning parameter and $\|\cdot\|_1$ is the ℓ_1 -norm. Recall from (2.4) that $Z_i(\beta) = (Y_i - X_i^T \beta) \mathbb{1}(Y_i \leq X_i^T \beta) + \tau X_i^T \beta$. Given the above quantile regression estimator $\hat{\beta}_{\lambda_q}(\tau)$, we propose the ℓ_1 -penalized orthogonal-score least squares estimator

$$\hat{\theta}_{\lambda_e}(\tau) \in \operatorname{argmin}_{\theta \in \mathbb{R}^p} \left\{ \frac{1}{2n} \sum_{i=1}^n (Z_i(\hat{\beta}_{\lambda_q}(\tau)) - \tau X_i^T \theta)^2 + \tau \lambda_e \|\theta\|_1 \right\}, \quad (3.3)$$

where $\lambda_e > 0$ is a second sparsity tuning parameter. For notational simplicity, we suppress the dependency of τ , λ_q , and λ_e for the quantile and ES regression estimators in the sequel.

To test the hypothesis (3.1), a naive approach is to construct a test statistic based on $\hat{\theta}_j$ obtained from (3.3). However, even with $\hat{\beta}_{\lambda_q}$ replaced by the true coefficient β^* , $\hat{\theta}_j$ does not have a tractable limiting distribution due to the ℓ_1 -penalty (van de Geer et al. 2014). To address this challenge, we construct a new score function and propose a debiased estimator for performing valid inference on θ_j^* .

We introduce some additional notation that will be used throughout the paper. Let $X_{i,j}$ be the j th covariate for the i th observation and let $X_{i,-j} \in \mathbb{R}^{p-1}$ be a subvector of X_i obtained by removing the j th entry. Similarly, let $\theta_{-j} \in \mathbb{R}^{p-1}$ be a subvector of θ with the j th element removed. Let $\Sigma = (\sigma_{jk})_{1 \leq j, k \leq p} = E(XX^T)$, and Σ_{-j} be a submatrix of Σ with j th row and column removed. Let

$$\hat{\gamma} \in \operatorname{argmin}_{\gamma \in \mathbb{R}^{p-1}} \frac{1}{2n} \sum_{i=1}^n (X_{i,j} - X_{i,-j}^T \gamma)^2 + \lambda_m \|\gamma\|_1 \quad (3.4)$$

be an estimator obtained by projecting $X_{i,j}$ onto $X_{i,-j}$. We define $S_n(\theta_j, \theta_{-j}, \beta, \gamma) = n^{-1} \sum_{i=1}^n \{Z_i(\beta) - \tau X_{i,j} \theta_j - \tau X_{i,-j}^T \theta_{-j}\} (X_{i,j} - X_{i,-j}^T \gamma)$ as the triply-orthogonal score function. To test the hypothesis (3.1), we propose the decorrelated score test that rejects the null hypothesis with significance level α if

$$|n^{1/2} S_n(c_0, \hat{\theta}_{-j}(c_0), \hat{\beta}, \hat{\gamma}) / \hat{\sigma}_s| > \Phi^{-1}(1 - \alpha/2), \quad (3.5)$$

where $\hat{\theta}_{-j}(c_0)$ is obtained by minimizing (3.3) with θ_j fixed at c_0 , to be defined formally in (3.8), and $\hat{\sigma}_s$ is an estimator of the variance term to be defined in Section 3.3.

To construct a confidence interval for θ_j^* , we propose the following debiased estimator

$$\begin{aligned} \tilde{\theta}_j &= \hat{\theta}_j - \frac{S_n(\hat{\theta}_j, \hat{\theta}_{-j}, \hat{\beta}, \hat{\gamma})}{\partial_b S_n(b, \hat{\theta}_{-j}, \hat{\beta}, \hat{\gamma})|_{b=\hat{\theta}_j}} \\ &= \hat{\theta}_j + \frac{\sum_{i=1}^n \{Z_i(\hat{\beta}) - \tau X_{i,j} \hat{\theta}_j - \tau X_{i,-j}^T \hat{\theta}_{-j}\} (X_{i,j} - X_{i,-j}^T \hat{\gamma})}{\tau \sum_{i=1}^n X_{i,j} (X_{i,j} - X_{i,-j}^T \hat{\gamma})}. \end{aligned} \quad (3.6)$$

Then, a Wald-type $100(1 - \alpha)\%$ confidence interval for θ_j^* can be constructed as

$$\tilde{\theta}_j \pm \Phi^{-1}(1 - \alpha/2) \frac{\hat{\sigma}_s}{n^{1/2} \tau \hat{\sigma}_\omega^2}, \quad (3.7)$$

where both $\hat{\sigma}_\omega^2$ and $\hat{\sigma}_s^2$ are constructed using a refitted cross-validation procedure described in Section 3.3.

3.2 Motivations for the proposed method

In this section, we provide the motivations of the proposed inferential framework in Section 3.1.

Let $l_n(\beta, \theta_j, \theta_{-j}) = (2\tau n)^{-1} \sum_{i=1}^n \{Z_i(\beta) - \tau X_{i,j} \theta_j - \tau X_{i,-j}^T \theta_{-j}\}^2$, and let

$$\hat{\theta}_{-j}(c_0) \in \operatorname{argmin}_{\theta_{-j} \in \mathbb{R}^{p-1}} \frac{1}{2n} \sum_{i=1}^n \{Z_i(\hat{\beta}) - \tau X_{i,j} c_0 - \tau X_{i,-j}^T \theta_{-j}\}^2 + \tau \lambda_e \|\theta_{-j}\|_1, \quad (3.8)$$

which provides an estimate of θ^* with $\hat{\theta}_j$ constrained to equal c_0 . As mentioned in Section 3.1, inference using $\hat{\theta}_j$ is challenging because the score function $n^{1/2}\partial_{\theta_j}l_n(\hat{\beta}, \theta_j, \hat{\theta}_{-j}(c_0))|_{\theta_j=c_0}$ does not have a tractable limiting distribution.

Following the ideas behind the debiased procedures for penalized linear regression methods, we construct a triply-orthogonal score function

$$\begin{aligned} S_n(\theta_j, \theta_{-j}, \beta, \gamma) &= \partial_{\theta_j}l_n(\beta, \theta_j, \theta_{-j}) - \gamma^T \partial_{\theta_{-j}}l_n(\beta, \theta_j, \theta_{-j}) \\ &= \frac{1}{n} \sum_{i=1}^n \{Z_i(\beta) - \tau X_{i,j} \theta_j - \tau X_{i,-j}^T \theta_{-j}\} (X_{i,j} - X_{i,-j}^T \gamma) \end{aligned} \quad (3.9)$$

that is orthogonal to the nuisance score function $\partial_{\theta_{-j}}l_n(\beta, \theta_j, \theta_{-j})$ with $\gamma \in \mathbb{R}^{p-1}$. For convenience in the presentation, we introduce the following model that linearly projects the covariate of interest $X_{i,j}$ on the remaining covariates $X_{i,-j} \in \mathbb{R}^{p-1}$, i.e.,

$$X_{i,j} = X_{i,-j}^T \gamma^* + \omega_i, \quad E(\omega_i X_{i,-j}) = 0, \quad i = 1, \dots, n, \quad (3.10)$$

where $\gamma^* = \operatorname{argmin}_{\gamma \in \mathbb{R}^{p-1}} E(X_{i,j} - X_{i,-j}^T \gamma)^2 = \Sigma_{-j}^{-1} E(X_{i,j} X_{i,-j})$ under the condition that $\Sigma_{-j} = E(X_{i,-j} X_{i,-j}^T) \in \mathbb{R}^{(p-1) \times (p-1)}$ is non-singular. Moreover, we write $\sigma_\omega^2 = E(\omega_i^2) = \sigma_{jj} - (\gamma^*)^T \Sigma_{-j} \gamma^*$.

Under (2.1) and (3.10), the following orthogonality conditions

$$\begin{aligned} \partial_\beta E\{S_n(\theta_j, \theta_{-j}, \beta, \gamma)\}|_{\beta=\beta^*} &= 0 \text{ for any } \theta_j, \theta_{-j}, \gamma, \\ \partial_{\theta_{-j}} E\{S_n(\theta_j, \theta_{-j}, \beta, \gamma^*)\} &= 0 \text{ for any } \theta_j, \theta_{-j}, \beta, \\ \partial_\gamma E\{S_n(\theta_j^*, \theta_{-j}^*, \beta^*, \gamma)\} &= 0 \text{ for any } \gamma, \end{aligned} \quad (3.11)$$

play a key role in controlling the statistical errors from estimating the nuisance parameters $\beta^* \in \mathbb{R}^p$ and $\theta_{-j}^*, \gamma^* \in \mathbb{R}^{p-1}$, which may converge at a slower than $n^{1/2}$ rate due to high-dimensionality.

As a result, the estimation errors of the three penalized estimators $\hat{\beta}$ and $\hat{\theta}_{-j}(c_0)$ and $\hat{\gamma}$ are first-order negligible to the estimation of θ_j so that $n^{1/2}S_n(c_0, \hat{\theta}_{-j}(c_0), \hat{\beta}, \hat{\gamma})$ and $n^{1/2}S_n(c_0, \theta_{-j}^*, \beta^*, \gamma^*)$ have the same asymptotic distribution under H_0 in (3.1).

To test the hypothesis (3.1), we first obtain estimators of β^* , θ_{-j}^* and γ^* by solving (3.2), (3.8), and (3.4), respectively. Given the estimators $\{\hat{\beta}, \hat{\theta}_{-j}(c_0), \hat{\gamma}\}$, we will show in Section 4 that under certain moment and scaling conditions, $n^{1/2}S_n(c_0, \hat{\theta}_{-j}(c_0), \hat{\beta}, \hat{\gamma})/\sigma_s$ converges in distribution to $\mathcal{N}(0, 1)$ under H_0 , where $\sigma_s^2 = E\{\omega_i^2 \text{var}(\varepsilon_{i,-}|X)\}$ with $\omega_i = X_{i,j} - X_{i,-j}^T \gamma^*$, $\varepsilon_{i,-} = \min(\varepsilon_i, 0)$, and $\varepsilon_i = Y_i - X_i^T \beta^*$. Let $\hat{\sigma}_s$ be a generic estimator of σ_s . Then, we reject H_0 in (3.1) if (3.5) holds with significance level α .

To construct a confidence interval for θ_j^* , we propose a debiased estimator by using a one-step approximation to the triply-orthogonal score function. We show that the proposed debiased estimator is asymptotically normal for which normal-based confidence intervals can be constructed using the estimated asymptotic variance. To begin with, let $\hat{\beta}$, $\hat{\theta}$, and $\hat{\gamma}$ be defined as in (3.2), (3.3), and (3.4), respectively. Although $\hat{\theta}_j$ is a consistent estimate of θ_j^* under certain conditions, we will show in Section 4 that $\hat{\theta}_j$ is not root- n consistent. Motivated by the classical one-step construction (Bickel 1975) to the triply-orthogonal score function in (3.9), which aims at improving an initial estimator that is already consistent but not efficient, we propose the debiased estimator as defined in (3.6). We will show in Section 4 that $n^{1/2}\tau(\tilde{\theta}_j - \theta_j^*)$ converges in distribution to $\mathcal{N}(0, \sigma_s^2/\sigma_\omega^4)$, which enables the construction of Wald-type confidence intervals in (3.7).

3.3 Variance estimation based on refitted cross-validation

The construction of confidence intervals based on either the decorrelated score test or the Wald-type statistic depends on the estimation of the asymptotic variance, or equivalently, σ_s^2 and σ_ω^2 as defined in Section 3.2. The variance estimation in high-dimensional linear models is an inherently

difficult task because false discoveries occur on the lasso path due to spurious correlations, which leads to a downward bias for the lasso residual sum of squares estimator (Fan et al. 2012). We propose a refitted cross-validation method to estimate σ_s^2 and σ_ω^2 .

To begin with, we randomly split the dataset into two approximately equal-sized parts, indexed by S_1 and S_2 satisfying $|S_1| - |S_2| \in \{0, 1\}$ and $S_1 \cup S_2 = \{1, \dots, n\}$. Use the first half S_1 to compute $\hat{\beta}^{\text{cv}}$, $\hat{\theta}^{\text{cv}}$, and $\hat{\gamma}^{\text{cv}}$ by solving (3.2), (3.3), and (3.4), respectively, where the tuning parameters λ_q , λ_e , and λ_m are determined by cross-validations. Let \hat{S}_q , \hat{S}_e , and \hat{S}_m be the sets of selected variables with cardinalities \hat{s}_q , \hat{s}_e , and \hat{s}_m , respectively. With the ℓ_1 -penalties that encourage sparsities for $\hat{\beta}^{\text{cv}}$, $\hat{\theta}^{\text{cv}}$, and $\hat{\gamma}^{\text{cv}}$, we implicitly assume that $|S_2| > \hat{s}_m + \hat{s}_q + \hat{s}_e$. Then we use the second half S_2 to compute

$$\begin{cases} \hat{\beta}^{(2)} \in \operatorname{argmin}_{\beta \in \mathbb{R}^{\hat{s}_q}} \sum_{i \in S_2} \rho_\tau(Y_i - X_{i, \hat{S}_q}^T \beta), \\ \hat{\theta}^{(2)} \in \operatorname{argmin}_{\theta \in \mathbb{R}^{\hat{s}_e}} \sum_{i \in S_2} (\hat{Z}_i^{(2)} - \tau X_{i, \hat{S}_e}^T \theta)^2, \\ \hat{\gamma}^{(2)} \in \operatorname{argmin}_{\gamma \in \mathbb{R}^{\hat{s}_m}} \sum_{i \in S_2} (X_{i, j} - X_{i, \hat{S}_m}^T \gamma)^2, \end{cases}$$

where $\hat{Z}_i^{(2)} = (Y_i - X_{i, \hat{S}_q}^T \hat{\beta}^{(2)}) \mathbb{1}(Y_i \leq X_{i, \hat{S}_q}^T \hat{\beta}^{(2)}) + \tau X_{i, \hat{S}_q}^T \hat{\beta}^{(2)}$. We define intermediate variance estimators of σ_s^2 and σ_ω^2 as

$$\hat{\sigma}_{s,1}^2 = \frac{1}{|S_2| - \hat{s}_m - \hat{s}_q - \hat{s}_e} \sum_{i \in S_2} (\hat{\omega}_i^{(2)})^2 (\hat{Z}_i^{(2)} - \tau X_{i, \hat{S}_e}^T \hat{\theta}^{(2)})^2, \quad \hat{\sigma}_{\omega,1}^2 = \frac{1}{|S_2| - \hat{s}_m} \sum_{i \in S_2} (\hat{\omega}_i^{(2)})^2, \quad (3.12)$$

where $\hat{\omega}_i^{(2)} = X_{i, j} - X_{i, \hat{S}_m}^T \hat{\gamma}^{(2)}$. Next, we switch the roles of S_1 and S_2 and repeat the above process to obtain the variance estimates $\hat{\sigma}_{s,2}^2$ and $\hat{\sigma}_{\omega,2}^2$. The final variance estimators of σ_s^2 and σ_ω^2

are given by

$$\hat{\sigma}_s^2 = (\hat{\sigma}_{s,1}^2 + \hat{\sigma}_{s,2}^2)/2 \quad \text{and} \quad \hat{\sigma}_\omega^2 = (\hat{\sigma}_{\omega,1}^2 + \hat{\sigma}_{\omega,2}^2)/2. \quad (3.13)$$

4 Theoretical analysis

We first provide the convergence rates for the two-step ℓ_1 -penalized ES regression estimator through non-asymptotic high probability bounds. Then, we establish the asymptotic normality of the triply-orthogonal score function in (3.9) under H_0 and the proposed debiased estimator $\tilde{\theta}_j$ defined in (3.6). Finally, we demonstrate the consistency of the refitted cross-validated estimator to the asymptotic variance as described in Section 3.3. The proof of all the theorems and propositions in this section can be found in Section S 1 of the online Supplementary Materials.

We analyze the proposed estimators in the high-dimensional setting in which p may be larger than n . For any p -dimensional vector $u = (u_1, \dots, u_p)^\top \in \mathbb{R}^p$, we use $\|u\|_0 = \sum_{j=1}^p \mathbb{1}(u_j \neq 0)$ to denote the number of nonzero elements. Let $\|u\|_2 = (\sum_{j=1}^p u_j^2)^{1/2}$ and let $\|u\|_\infty = \max_{i=1, \dots, p} |u_i|$ be the ℓ_2 -norm and ℓ_∞ -norm of u , respectively. Throughout our analysis, we assume that β^* , θ^* , and γ^* in (2.1) and (3.10) are sparse with sparsity levels $s = \max(\|\beta^*\|_0, \|\theta^*\|_0)$ and $s_0 = \|\gamma^*\|_0$. In the following, we define additional notation that will be used throughout the paper. Let $\sigma_X^2 = \max_{1 \leq j \leq p} \sigma_{jj}$, and $\mathbb{S}^{p-1} = \{u \in \mathbb{R}^p : \|u\|_2 = 1\}$. For any subset $\mathcal{S} \subseteq \{1, \dots, p\}$, let $\delta_{\mathcal{S}}$ be a subvector of δ indexed by \mathcal{S} . Let $\mathbb{C}(\mathcal{S}) = \{\delta \in \mathbb{R}^p : \|\delta_{\mathcal{S}^c}\|_1 \leq 3\|\delta_{\mathcal{S}}\|_1\}$ be an ℓ_1 -cone.

Recall that $\varepsilon = Y - X^\top \beta^*$ denotes the residual in the linear quantile model (2.1), satisfying $P(\varepsilon \leq 0|X) = \tau$, and $\varepsilon_- = \min(\varepsilon, 0)$ is its negative part. We further impose the following regularity conditions.

Condition 4.1. *The conditional cumulative distribution function $F_{\varepsilon|X}(\cdot)$ of ε given X is continu-*

ously differentiable and satisfies $|F_{\varepsilon|X}(t) - F_{\varepsilon|X}(0)| \leq f_u|t|$ for all $t \in \mathbb{R}$, where f_u is a positive constant. Moreover, ε_- satisfies a conditional Bernstein-type condition (e.g., Theorem 2.10 in Boucheron et al. 2013), that is, $E(\varepsilon_-^2|X) \leq \sigma_\varepsilon^2$ and $E(|\varepsilon_-|^k|X) \leq k!\sigma_\varepsilon^2 b_\varepsilon^{k-2}/2$ for any integer $k \geq 3$ and some constants $b_\varepsilon \geq \sigma_\varepsilon > 0$.

Condition 4.2. *The quantile and ES regression coefficients β^* and θ^* are sparse with $s = \max(\|\beta^*\|_0, \|\theta^*\|_0) \in [1, \min(p, n)]$. There exist constants $b_X, m_4 \geq 1$ such that (i) $\|X\|_\infty \leq b_X$ (almost surely) and (ii) $\sup_{u \in \mathbb{S}^{p-1}} E\{(X^\top u)^4\}/[E\{(X^\top u)^2\}]^2 \leq m_4$. In addition, let $\Sigma = E(XX^\top)$ and define the following restricted minimum eigenvalue*

$$\underline{\phi}^2 = \inf_{\mathcal{S} \subseteq \{1, \dots, p\}: |\mathcal{S}| \leq s} \inf_{\delta \in \mathbb{C}(\mathcal{S})} \frac{\delta^\top \Sigma \delta}{\|\delta_{\mathcal{S}}\|_2^2} > 0. \quad (4.1)$$

Condition 4.1 requires the negative part of ε to satisfy conditional Bernstein-type conditions, which are weaker than sub-Gaussian conditions that are often imposed in high-dimensional statistics (Wainwright 2019). Condition 4.2 is mainly used to guarantee that certain population and empirical quantities, e.g., the objective or the gradient functions, are uniformly close to each other in a compact region. The boundedness condition on X can be replaced by a sub-Gaussian assumption for the same results to hold but at the cost of a stronger sample size requirement. In this case, we have $\|X\|_\infty \lesssim \sqrt{\log(p)}$ with high probability.

Given a positive definite matrix $\Sigma \in \mathbb{R}^{p \times p}$ and $r > 0$, write $\mathbb{B}_1(r) = \{u \in \mathbb{R}^p : \|u\|_1 \leq r\}$ and $\mathbb{B}_\Sigma(r) = \{u \in \mathbb{R}^p : \|u\|_\Sigma \leq r\}$, where $\|u\|_\Sigma = \|\Sigma^{1/2}u\|_2$. Let $m_3 = \sup_{u \in \mathbb{S}^{p-1}} E(|X^\top u|^3)/\{E(X^\top u)^2\}^{3/2}$.

In the following theorem, we establish upper bounds of the estimation error for the proposed ES estimator obtained from (3.3) under the ℓ_Σ - and ℓ_1 -norms.

Theorem 4.1. *Assume Conditions 4.1 and 4.2 hold. For any $r_0, r_1 > 0$ and $t, u > 0$, let $\lambda_e \geq \max\{(5.5\sigma_X\sigma_\varepsilon + 7\sigma_X b_X r_1)\sqrt{t/n}, f_u m_3 \underline{\phi} s^{-1/2} r_0^2\}$. Then, the ℓ_1 -penalized ES estima-*

tor $\hat{\theta}$ in (3.3) satisfies, with probability at least $1 - e^{-t+\log(2p+2p^2)} - e^{-u}$ conditioned on $\{\hat{\beta} \in \beta^* + \mathbb{B}_\Sigma(r_0) \cap \mathbb{B}_1(r_1)\}$, the error bounds

$$\tau \|\hat{\theta} - \theta^*\|_\Sigma \leq 4\underline{\phi}^{-1} s^{1/2} \lambda_e \quad \text{and} \quad \tau \|\hat{\theta} - \theta^*\|_1 \leq 20\underline{\phi}^{-2} s \lambda_e, \quad (4.2)$$

provided that $n \geq C \max[m_4\{\sigma_X^2 \underline{\phi}^{-2} s \log(2p) + u\}, (b_X/\sigma_X)^2\{\log(2p) + t\}]$ for some sufficiently large constant $C > 1$.

Note that the ES estimation error bounds in Theorem 4.1 are conditioned on the ℓ_1 -penalized quantile regression estimation error bounds, namely, $\|\hat{\beta} - \beta^*\|_\Sigma \leq r_0$ and $\|\hat{\beta} - \beta^*\|_1 \leq r_1$. To derive the upper bounds in (4.2) explicitly with respect to s , p , and n , Proposition 4.1 below provides the convergence rates of $\hat{\beta}$ under ℓ_Σ - and ℓ_1 -norms. These results recover those from Belloni & Chernozhukov (2011) and Wang & He (2024) under comparable conditions but are more transparent with explicit dependency on different model parameters.

Condition 4.3. *The conditional density function of ε given X , denoted by $f_{\varepsilon|X}(\cdot)$, exists and is continuous on its support. Moreover, there exist constants $f_l, l_0 > 0$ such that $f_{\varepsilon|X}(0) \geq f_l$ and $|f_{\varepsilon|X}(t) - f_{\varepsilon|X}(0)| \leq l_0|t|$ for all $t \in \mathbb{R}$ almost surely over X .*

Proposition 4.1. *Assume Conditions 4.2 and 4.3 hold. For any $t > 0$, let*

$$\lambda_q \geq 2\{\sigma_X \sqrt{2\tau(1-\tau)t/n} + \bar{\tau} b_X t/(3n)\} \quad (4.3)$$

where $\bar{\tau} = \max(\tau, 1 - \tau)$. Then, the ℓ_1 -penalized quantile regression estimator $\hat{\beta} = \hat{\beta}_{\lambda_q}$ defined in (3.2) satisfies the error bounds

$$\|\hat{\beta} - \beta^*\|_\Sigma \leq \frac{2}{f_l} s^{1/2} r(n, t) \quad \text{and} \quad \|\hat{\beta} - \beta^*\|_1 \leq \frac{8}{\underline{\phi} f_l} s \cdot r(n, t)$$

with probability at least $1 - e^{-t+\log(4p)}$ as long as $s^{1/2}r(n, t) < 3f_l^2/(4m_3l_0)$, where $r(n, t) = \underline{\phi}^{-1}\{32\bar{\tau}\sigma_X\sqrt{2t/n} + 32\bar{\tau}b_Xt/(3n) + 2\lambda_q\}$.

As a direct consequence of Theorem 4.1 and Proposition 4.1, we present explicit error bounds depending on (n, p, s) in Corollary 4.1.

Corollary 4.1. *Assume Conditions 4.1–4.3 hold. Under the sample size requirement $n \geq (Cs)^2 \log(p)$ where $C > 0$ is a constant, with penalization parameters λ_q and λ_e satisfying $C_1\sqrt{\log(p)/n} \leq \lambda_q \leq C_2\sqrt{\log(p)/n}$, $C_3\sqrt{\log(p)/n} \leq \lambda_e \leq C_4\sqrt{\log(p)/n}$ where $C_1 = 4\sigma_X\sqrt{\tau(1-\tau)} + 4\bar{\tau}b_X/(3C)$ and $C_3 = \max\{5.5\sigma_X\sigma_\epsilon + 6\sigma_Xb_XC_6/C, f_u m_3 \underline{\phi}/C\}$, and C_2 and C_4 are some sufficiently large constants, the ℓ_1 -penalized ES estimator $\hat{\theta}$ satisfies the bounds $\tau\|\hat{\theta} - \theta^*\|_\Sigma \lesssim \sqrt{s \log(p)/n}$ and $\tau\|\hat{\theta} - \theta^*\|_1 \lesssim s\sqrt{\log(p)/n}$ with probability at least $1 - 9/p$.*

From Theorem 4.1 and Proposition 4.1, we observe that the quantile regression estimation error only affects the final convergence rates of the ES estimation through higher-order terms under the scaling condition $n \gtrsim s^2 \log(p)$. Specifically, the terms $s^{-1/2}r_0^2 \asymp s^{1/2} \log(p)/n$ and $r_1\sqrt{\log(p)/n} \asymp s \log(p)/n$ are dominated by the leading term $\sqrt{\log(p)/n}$ in λ_e . This coincides with the orthogonality condition in (2.5). Next, we establish the asymptotic normality for both the triply-orthogonal score in (3.9) under the null hypothesis (3.1) and the debiased estimator $\tilde{\theta}_j$ in (3.6) under models (2.1) and (3.10). These asymptotic results further require the following condition on the estimation error ω_i from regressing $X_{i,j}$ on $X_{i,-j}$.

Condition 4.4. *The projection coefficient vector $\gamma^* = \operatorname{argmin}_{\gamma \in \mathbb{R}^{p-1}} E(X_{i,j} - X_{i,-j}^\top \gamma)^2$ is s_0 -sparse with $1 \leq s_0 < \min(p, n)$. The projection residual $\omega_i = X_{i,j} - X_{i,-j}^\top \gamma^*$ satisfies $|\omega_i| \leq b_X$. Moreover, assume that Condition 4.2 applies also to $X_{i,-j}$ and $\Sigma_{-j} = E(X_{i,-j} X_{i,-j}^\top)$.*

To establish convergence rates for the lasso regression estimator from (3.4) in Proposition 4.2 under Σ_{-j} - and ℓ_1 -norms, we require an additional restricted eigenvalue condition similar to

Condition 4.2 but imposed on $X_{i,-j}$. This condition is implied by Condition 4.2 by taking $\delta_j = 0$ in (4.1). For consistency, we assume Condition 4.2 for the error bounds in Proposition 4.2.

Proposition 4.2. *Assume Conditions 4.2 and 4.4 hold. For any $t, u > 0$, the lasso estimator $\hat{\gamma}$ in (3.4) with $\lambda_m \geq 2b_X^2\sqrt{2t/n}$ satisfies the bounds $\|\hat{\gamma} - \gamma^*\|_{\Sigma_{-j}} \leq 3\underline{\phi}^{-1}s_0^{1/2}\lambda_m$ and $\|\hat{\gamma} - \gamma^*\|_1 \leq 12\underline{\phi}^{-2}s_0\lambda_m$ with probability at least $1 - 2e^{-t+\log(p-1)} - e^{-u}$, provided $n \geq C \max[m_4\{\sigma_X^2\underline{\phi}^{-2}s_0 \log(2p-2) + u\}, (b_X/\sigma_X)^2\{\log(2p-2) + t\}]$ for some sufficiently large constant $C > 1$.*

With the error bounds for the quantile, ES, and lasso regression estimation in Theorem 4.1, Proposition 4.1, and Proposition 4.2, respectively, next we establish the asymptotic normality for the triply-orthogonal score function under H_0 in the following theorem.

Theorem 4.2. *Assume Conditions 4.1–4.4 hold. Under the null hypothesis (3.1), let $\hat{\beta}$, $\hat{\theta}_{-j}(c_0)$, and $\hat{\gamma}$ be the estimators given in (3.2), (3.8), and (3.4), respectively. Then, with regularization parameters $\lambda_q, \lambda_e, \lambda_m$ all in the order of $\sqrt{\log(p)/n}$, $n^{1/2}S_n(c_0, \hat{\theta}_{-j}(c_0), \hat{\beta}, \hat{\gamma}) \rightarrow \mathcal{N}(0, \sigma_s^2)$ in distribution as $n, p \rightarrow \infty$, subject to $\max(s, s_0) \log(p) = o(n^{1/2})$.*

Based on the asymptotic normality for the triply-orthogonal score function S_n in Theorem 4.2, and that the partial derivative of S_n with respect to θ_j converges to some constant in probability, we show that the debiased estimator defined in (3.6) is asymptotic normal in Theorem 4.3.

Theorem 4.3. *Assume Conditions 4.1–4.4 hold with $\sigma_\omega^2 = E(\omega_i^2)$ bounded away from zero. Then, the debiased estimator $\tilde{\theta}_j$ defined in (3.6) satisfies $n^{1/2}\tau(\tilde{\theta}_j - \theta_j^*) \rightarrow \mathcal{N}(0, \sigma_s^2/\sigma_\omega^4)$ in distribution as $n, p \rightarrow \infty$, subject to $\max(s, s_0) \log(p) = o(n^{1/2})$.*

To conclude this section, we establish the consistency of the two variance estimators $\hat{\sigma}_\omega^2$ and $\hat{\sigma}_s^2$, obtained through refitted cross-validation. The result involves more delicate investigations than Fan et al. (2012) since $\hat{\sigma}_s^2$ involves a summation of products of two residual squares, along

with three sources of bias in $\hat{\beta}$, $\hat{\theta}$, and $\hat{\gamma}$. Let S_q^* , S_e^* , and S_m^* be the support of β^* , θ^* , and γ^* , respectively. The verification of the consistency here further requires the following sure screening condition, which is the weakest model consistency property for sparse regression in the high-dimensional setting (Fan et al. 2012).

Condition 4.5. *The support of the lasso estimators from the first stage, namely, \hat{S}_q , \hat{S}_e , and \hat{S}_m and their corresponding cardinalities \hat{s}_q , \hat{s}_e , and \hat{s}_m , as defined in Section 3.3, satisfy $P(S_q^* \subseteq \hat{S}_q) \rightarrow 1$, $P(S_e^* \subseteq \hat{S}_e) \rightarrow 1$, and $P(S_m^* \subseteq \hat{S}_m) \rightarrow 1$, as $n, p \rightarrow \infty$, with $\hat{s}_q \leq b_n$, $\hat{s}_e \leq b_n$, and $\hat{s}_m \leq b_n$, where b_n is some sequence satisfying $b_n^2 \log(p) = o(n)$.*

Theorem 4.4. *In addition to Conditions 4.1–4.5, assume that $\|\gamma^*\|_1$ is bounded and $\underline{\lambda} \leq \lambda_{\min}(\Sigma) \leq \lambda_{\max}(\Sigma) \leq \bar{\lambda}$ for some positive constants $\bar{\lambda} \geq \underline{\lambda}$. With penalization parameters $\lambda_q, \lambda_e \asymp \sqrt{\log(p)/n}$ and the sample size satisfying $\max(s^2, s_0^2) \log(p) = o(n)$, the refitted cross-validated variance estimator $\hat{\sigma}_s^2 / \hat{\sigma}_\omega^4$ as defined in (3.13) is consistent.*

5 Numerical studies

We conduct numerical studies to examine the empirical performance of the proposed estimator for both estimation and inference in Sections 5.1 and 5.2, respectively.

5.1 Estimation on a linear heteroscedastic model

The proposed two-step method involves computing an ℓ_1 -penalized quantile regression estimator and a lasso-type estimator with the adjusted response variable defined in (2.4). For computational purposes, we employ the R package `conquer` with the default tuning parameters to obtain an ℓ_1 -penalized smoothed quantile regression estimator (Man et al. 2024), which is shown to be statistically first-order equivalent to the ℓ_1 -penalized quantile estimator in (3.2) (Tan et al. 2022).

Given a quantile regression estimator $\hat{\beta}$, we compute $\hat{\theta}$ in (3.3) via the `glmnet` package. Both sparsity tuning parameters λ_q and λ_e are selected using ten-fold cross-validation.

We compare the proposed method with the oracle ES “estimator” obtained by regressing $\{Z_i(\beta^*)\}_{i=1}^n$ on $\{\tau X_{i,S_e^*}\}_{i=1}^n$. To reveal the non-negligible bias induced by the ℓ_1 -penalty, we refit the ES regression on the support of $\hat{\theta}$. For each method, we calculate the relative ℓ_2 -error $\|\hat{\theta} - \theta^*\|_2 / \|\theta^*\|_2$, the true positive rate and false positive rate, defined as the proportion of correctly identified non-zeros and falsely identified non-zeros, respectively.

We generate data from a linear heteroscedastic model

$$y_i = X_i^T \zeta^* + (X_i^T \eta^*) \xi_i, \quad i = 1, \dots, n, \quad (5.1)$$

where $\xi_1, \dots, \xi_n \sim \mathcal{N}(0, 1)$ are independent, and $X_i = (X_{i1}, \dots, X_{ip})^T \in \mathbb{R}^p$ are independent across $i = 1, \dots, n$ and follows one of the following three distributions: (1) $X_{ij} = |z_{ij}|$ and $z_i = (z_{i1}, \dots, z_{ip})^T \sim \mathcal{N}(0, \mathbb{I}_p)$, (2) $X_{ij} = |z_{ij}|$ and $z_i = (z_{i1}, \dots, z_{ip})^T \sim N\{0, \Sigma = (\sigma_{jk})_{1 \leq j, k \leq p}\}$ with $\sigma_{jk} = 0.8^{|j-k|}$, and (3) X_{ij} 's are independent and identically distributed from $\text{Uniform}(0, 1.5)$. Here, $\zeta^* = (\zeta_1^*, \dots, \zeta_s^*, 0, \dots, 0)^T \in \mathbb{R}^p$ with $\zeta_j^* = 2$ for $j = 1, \dots, \lceil s/2 \rceil$ and $\zeta_j^* = 1$ for $j = \lceil s/2 \rceil + 1, \dots, s$, and $\eta^* = (\eta_1^*, \dots, \eta_{\lceil s/2 \rceil}^*, 0, \dots, 0) \in \mathbb{R}^p$ with $\eta_j^* = 1/3$ for $j = 1, \dots, \lceil s/2 \rceil$. Under the above model, the true conditional quantile and ES coefficients are $\beta^* = \zeta^* + \eta^* Q_\tau(\xi)$, and $\theta^* = \zeta^* + \eta^* \mathcal{S}_\tau(\xi)$.

In our numerical experiments, we set $\tau \in (0.05, 0.1, 0.2)$, $s = 10$, $p = 1000$, and $n \in (\lceil 30s/\tau \rceil, \lceil 50s/\tau \rceil)$. The simulation results, averaged over 500 replications, are reported in Table 1. The true positive rates of the cross-validated two-step estimator are all ones due to the fact that the minimum signal strength, defined as $\min_{j: \theta_j^* \neq 0} |\theta_j^*|$, is sufficiently large in our settings. In summary, we find that the proposed ℓ_1 -penalized ES regression estimator performs slightly worse than the oracle estimator, which is not available in practice, across various settings. More-

over, we observe that the estimation errors decrease as we increase the sample size. The refitted estimator has a similar estimation error to the oracle estimator for the true positive coefficients, suggesting that the higher estimation error in our proposed ℓ_1 -penalized estimator is due to bias induced by the ℓ_1 -penalty. However, the refitted estimator is not recommended due to the high estimation error for the false positives. More numerical studies are reported in Section S 3 of the online Supplementary Materials.

Table 1: Numerical comparisons of the two-step, refitted two-step, and oracle two-step methods under the linear heteroscedastic model (5.1) with $(s, p) = (10, 1000)$, $n \in \{\lceil 30s/\tau \rceil, \lceil 50s/\tau \rceil\}$ and $\tau \in \{0.05, 0.1, 0.2\}$. Estimation errors under the relative ℓ_2 -norm, the false positive rate, averaged over 500 replications, are reported. The true positive rates are all one. The largest standard error is 0.003 for Error (FP) and 0.001 for Error (P) and FPR in the table.

		$(n = \lceil 30s/\tau \rceil, p = 1000)$			$(n = \lceil 50s/\tau \rceil, p = 1000)$		
Covariates $X_i = z_i $ where $z_i \sim \mathcal{N}(0, \mathbb{I}_p)$							
τ	Methods	Error (P)	Error (FP)	FPR	Error (P)	Error (FP)	FPR
0.05	two-step	0.132	0.060	0.044	0.105	0.047	0.043
	two-step+refitted	0.064	0.269	0.044	0.049	0.216	0.043
	two-step oracle	0.064	0	NA	0.049	0	NA
0.10	two-step	0.141	0.062	0.043	0.11	0.051	0.045
	two-step+refitted	0.069	0.276	0.043	0.052	0.228	0.045
	two-step oracle	0.067	0	NA	0.051	0	NA
0.20	two-step	0.148	0.072	0.047	0.118	0.054	0.044
	two-step+refitted	0.076	0.294	0.047	0.058	0.235	0.044
	two-step oracle	0.072	0	NA	0.054	0	NA
Covariates $X_i = z_i $ where $z_i \sim N\{0, \Sigma = (0.8^{ j-k })_{1 \leq j, k \leq p}\}$							
τ	Methods	Error (P)	Error (FP)	FPR	Error (P)	Error (FP)	FPR
0.05	two-step	0.107	0.037	0.018	0.085	0.029	0.019
	two-step+refitted	0.095	0.186	0.018	0.074	0.149	0.019
	two-step oracle	0.1	0	NA	0.078	0	NA
0.10	two-step	0.112	0.04	0.019	0.088	0.031	0.017
	two-step+refitted	0.1	0.197	0.019	0.078	0.154	0.017
	two-step oracle	0.105	0	NA	0.082	0	NA
0.20	two-step	0.121	0.042	0.018	0.096	0.033	0.018
	two-step+refitted	0.109	0.203	0.018	0.085	0.166	0.018
	two-step oracle	0.112	0	NA	0.087	0	NA
Covariates X_i have independent Uniform(0, 1.5) coordinates							
τ	Methods	Error (P)	Error (FP)	FPR	Error (P)	Error (FP)	FPR
0.05	two-step	0.168	0.077	0.044	0.134	0.061	0.044
	two-step+refitted	0.076	0.354	0.044	0.061	0.281	0.044
	two-step oracle	0.075	0	NA	0.059	0	NA
0.10	two-step	0.177	0.084	0.046	0.139	0.064	0.043
	two-step+refitted	0.082	0.37	0.046	0.063	0.292	0.043
	two-step oracle	0.077	0	NA	0.061	0	NA
0.20	two-step	0.188	0.094	0.048	0.149	0.072	0.046
	two-step+refitted	0.093	0.385	0.048	0.069	0.31	0.046
	two-step oracle	0.085	0	NA	0.065	0	NA

Error (P): relative ℓ_2 -error on the support, i.e., $\|\hat{\theta}_{S_e^*} - \theta_{S_e^*}^*\|_2 / \|\theta^*\|_2$. Error (FP): relative ℓ_2 -error on the false positives, i.e., $\|\hat{\theta}_{(S_e^*)^c}\|_2 / \|\theta^*\|_2$. Here $S_e^* = (1, \dots, s)$ and $(S_e^*)^c = (s + 1, \dots, p)$. FPR: false positive rate.

5.2 Inference on debiased estimator

To perform statistical inference on θ_j^* in a high-dimensional model, we compute the debiased estimator $\tilde{\theta}_j$ in (3.6) and its associated 95% confidence interval. To this end, we use the `glmnet` package to obtain the projection estimator $\hat{\gamma}$ (3.4) with λ_m chosen by ten-fold cross-validation with the “one standard error rule” (see Section 7.10 in Hastie et al. 2009), that is, we choose the largest lambda whose error is no more than one standard error above the minimum mean cross-validated error. Given $\hat{\beta}$, $\hat{\theta}$, and $\hat{\gamma}$, we compute the triply-orthogonal score function in (3.9) and the debiased estimator in (3.6). We then estimate the asymptotic variance of the debiased estimator using refitted cross-validation as described in Section 3.3. The corresponding 95% confidence interval is given in (3.7).

Without loss of generality, we consider testing the hypotheses $H_0 : \theta_2^* = 0$ versus $H_1 : \theta_2^* \neq 0$. The data-generating process is the same as in Section 5.1. In addition to the proposed debiased estimator of θ_2^* , we also report the ℓ_1 -penalized estimator without debiasing, the oracle estimator, and the bootstrap estimator defined as the average of 100 ℓ_1 -penalized estimators constructed from the bootstrap samples. The bootstrap estimator here is a standard and practical competitor to our proposed debiased estimator. The bias of each estimator under comparison, the squared error, and the coverage probability of the proposed confidence interval, averaged over 500 replications, are summarized in Table 2. We see that the ℓ_1 -penalized estimators, with and without bootstrapping, have non-negligible bias. In contrast, the debiased estimator has substantially lower bias and mean squared error, and the average coverage probabilities of the corresponding confidence intervals are close to the nominal level across different τ -values and designs.

Table 2: Estimation and inference on θ_2^* under the linear heteroscedastic model (5.1) with $(s, p) = (10, 1000)$, $n = \lceil 50s/\tau \rceil$ and $\tau \in \{0.05, 0.1, 0.2\}$. The biases, squared errors of the four methods, and coverage probabilities of the 95% confidence interval, averaged over 500 replications, are reported. The largest standard error is 0.005 for the bias and mean squared error and 0.01 for the coverage probability in the table.

		Bias ($\times 10^{-2}$)/MSE ($\times 10^{-2}$)				Inference
Covariates $X_i = z_i $ where $z_i \sim \mathcal{N}(0, \mathbb{I}_p)$						
τ	θ_2^*	two-step	debiased two-step	two-step oracle	two-step bootstrap	coverage probability
0.05	1.312	-10.4/1.5	0.3/0.4	-0.1/0.4	-5.8/0.7	0.95
0.10	1.415	-11.4/1.8	0.3/0.5	0.1/0.6	-6.7/1.0	0.94
0.20	1.533	-12.3/2.1	0.9/0.6	0.6/0.6	-7.5/1.1	0.95
Covariates $X_i = z_i $ where $z_i \sim \mathcal{N}(0, \Sigma = (0.8^{ j-k })_{1 \leq j, k \leq p})$						
τ	θ_2^*	two-step	debiased two-step	two-step oracle	two-step bootstrap	coverage probability
0.05	1.312	-8.1/1.4	1.3/0.7	0.0/0.8	-4.5/0.9	0.94
0.10	1.415	-8.8/1.6	1.8/0.8	0.1/0.9	-5.1/1.1	0.97
0.20	1.533	-9.5/2.0	2.8/1.1	0.8/1.2	-5.6/1.4	0.95

Bias: $M^{-1} \sum_{m=1}^M \{\hat{\theta}^{(m)} - \theta_2^*\}$, where $\hat{\theta}^{(m)}$ denotes a generic ES regression estimator. MSE: $M^{-1} \sum_{m=1}^M \{\hat{\theta}^{(m)} - \theta_2^*\}^2$. Here M is the number of replications, which is set as 500.

6 Data application on health disparity

Disparity research has drawn increasing attention, especially from regulatory bodies such as the National Institutes of Health and the Centers for Disease Control and Prevention (Centers for Disease Control and Prevention 2005, Lucas et al. 2016). Health disparity is defined as the differences in health outcomes between advantaged and disadvantaged groups, often referred to as majority and minority groups, respectively (Braveman 2006).

Our goal is to investigate whether there are disparities in high cotinine levels among different ethnic groups, after adjusting for a large number of observed covariates that potentially contribute to the marginal disparities observed from Figure 1. Cotinine is a metabolite of nicotine, indicating recent exposure to nicotine, either through consuming products containing nicotine or being exposed to second-hand tobacco smoke (Benowitz 1996). To investigate the health disparity in cotinine, we analyze the National Health and Nutrition Examination Survey data from 2017 to 2020². We use the cotinine variable from the serum dataset as the response variable. The covari-

²<https://wwwn.cdc.gov/nchs/nhanes/continuousnhanes/default.aspx?Cycle=2017-2020>.

ates are obtained by merging 22 related health determinants datasets via the respondent sequence number, including but not limited to demographic variables, health insurance, hospital utilization and access to care, smoking behaviors, drug use, medical conditions, and living conditions such as secondhand smoke exposure and food security. After merging the 22 health determinant datasets and the serum dataset that contains the response, we remove individuals with missing response variable, i.e., cotinine level. We drop continuous variables with more than 10% missingness, then drop individuals with missingness in those variables. Furthermore, we convert all of the categorical variables into dummy variables, including level NA if any. The post-processed dataset contains $n = 2143$ observations and $p = 473$ covariates.

We fit the ℓ_1 -penalized ES regression to assess whether there are indeed health disparities in terms of cotinine levels among the different ethnic groups by focusing on the upper tail of the conditional distribution of cotinine levels. Unless otherwise stated, the covariates are standardized before fitting all of the involved penalized estimators. The primary covariate of interest is race, induced by three dummy variables on Non-Hispanic Asian, Non-Hispanic Black, Mexican American and Other Hispanic, using Non-Hispanic White as the baseline. Thus, the estimated coefficients for the three dummy variables of race represent the conditional disparity of the cotinine between the majority and the minority. The debiased estimator for the parameter of interest is then computed for statistical inference. While the proposed method defined in the previous sections mainly focuses on the ES regression for the lower tail of the conditional distribution, it can be easily modified to accommodate the upper tail. Specifically, we fit the proposed method at the $(1 - \tau)$ th level with a negative cotinine response, and flip the sign of the resulting estimators and confidence intervals to obtain an estimate for the regression coefficients of interest. We compare our proposed method with desparsified lasso that focuses on the conditional mean, implemented using the `desla` package in R (van de Geer et al. 2014). The results for the ES

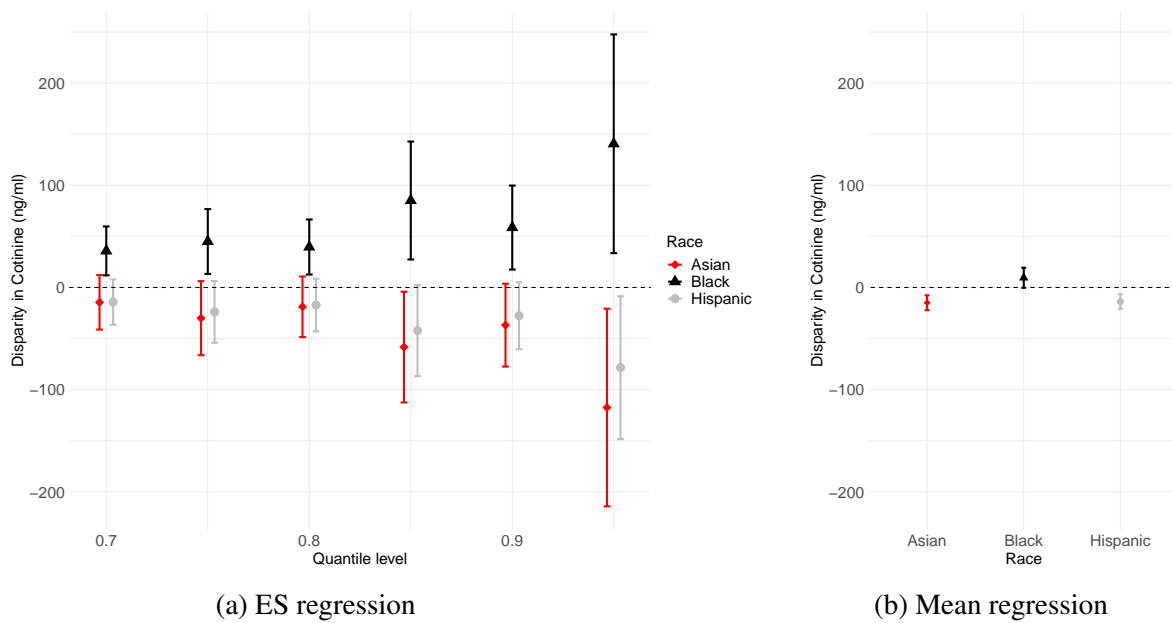


Figure 2: The 95% confidence intervals for the estimated coefficients of cotinine levels (ng/ml) on the race dummy variables by (a) upper ES regressions with $\tau \in \{0.7, 0.75, 0.8, 0.85, 0.9, 0.95\}$ using the proposed debiased ES methods and (b) mean regression using desparsified lasso, conditioned on 473 covariates.

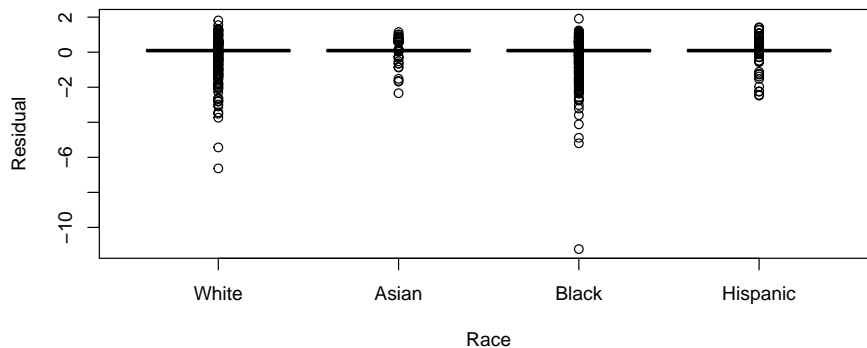


Figure 3: Boxplot of the residuals from the mean lasso regression of cotinine levels (ng/ml) on 473 covariates for four different races.

regression at various quantile levels and lasso regression are summarized in Figure 2.

In Figure 2, the 95% confidence intervals for the proposed debiased ES estimators that measure the disparity between Black and White remain consistently positive across all quantile levels, even after covariates adjustment. This suggests that Black has a significantly higher cotinine value than White in the subpopulations with high cotinine levels. For the disparity of Asian

and Hispanic compared with White, the ES estimators are only significant at 0.95 quantile level. Compared with the proposed method that characterizes the tail, the desparsified lasso method that focuses on the mean does not provide valid inference, since the homogeneity assumption on the error term in lasso modeling is violated according to the residual plot for the lasso regression in Figure 3. Therefore, we cannot conclude from the seemingly significant results for the disparity of Asian and Hispanic compared with White in Figure 2b that Asian and Hispanic have significantly lower cotinine values than White.

Given the findings from the ES regression analysis in the upper tail, one naturally asks what the underlying factors, possibly beyond the observed covariates, are for such disparities and what interventions might be taken to address the disparities. We do not yet have the answers to those questions, but this example shows that the proposed method can play a valuable role in collaborative health disparity research.

7 Discussions on tuning parameter selection

Throughout the numerical studies in Section 5, we used cross-validation to select the regularization parameters λ_q and λ_e , guided by their theoretical order. Specifically, we set $\lambda = c\sqrt{\log(p)/n}$ and adjusted c via cross-validation, either from a grid of constants (for quantile regression) or from a grid of constants multiplied by a standard deviation estimator using the fitted residuals (for ES regression). Since cross-validation aims for prediction accuracy, it tends to select a smaller tuning parameter, resulting in a model that typically contains false discoveries and is larger in size. Over the past two decades, many studies have shown that when nonconvex penalization is combined with certain generalized or modified Bayesian information criteria (BIC), the underlying model can be recovered with probability approaching one, under additional conditions such as the minimum signal strength condition. Notable works in this direction include Chen & Chen

(2008), Wang & Zhu (2011), Kim et al. (2012), Fan & Tang (2013), Wang et al. (2013), among others.

Extending (3.2), we begin with a more general penalized quantile regression estimator $\hat{\beta}_\lambda \in \operatorname{argmin}_{\beta=(\beta_1, \dots, \beta_p)^T} \{(1/n) \sum_{i=1}^n \rho_\tau(Y_i - X_i^T \beta) + \sum_{j=1}^p P_\lambda(|\beta_j|)\}$, where $P_\lambda(\cdot)$ denotes a folded concave penalty (Fan et al. 2014), encompassing penalties such as lasso, SCAD (Fan & Li 2001) and MCP (Zhang 2010). Motivated by Wang et al. (2013), we consider a modified high-dimensional BIC, defined as high-dimensional BIC (HBIC), defined as

$$\text{HBIC}_q(\lambda) = \log \left(\frac{1}{n} \sum_{i=1}^n \rho_\tau(Y_i - X_i^T \hat{\beta}_\lambda) \right) + \|\hat{\beta}_\lambda\|_0 \frac{C_n \log(p)}{n},$$

where $C_n \geq 1$ is a sequence of integers that slowly diverge with n . For some prespecified integer $K_n > s$, we choose the data-driven penalty level as $\hat{\lambda}_q = \operatorname{argmin}_{\lambda > 0: \|\hat{\beta}_\lambda\|_0 \leq K_n} \text{HBIC}_q(\lambda)$. In the second step, define surrogate response variables $\hat{Z}_i = Z_i(\hat{\beta}_{\hat{\lambda}_q})$, $i = 1, \dots, n$, and the corresponding HBIC for ES as

$$\text{HBIC}_e(\lambda) = \log \left(\frac{1}{2n} \sum_{i=1}^n (\hat{Z}_i - \tau X_i^T \hat{\theta}_\lambda)^2 \right) + \|\hat{\theta}_\lambda\|_0 \frac{D_n \log(p)}{n},$$

where $\hat{\theta}_\lambda \in \operatorname{argmin}_{\theta \in \mathbb{R}^p} \{(2n)^{-1} \sum_{i=1}^n (\hat{Z}_i - \tau X_i^T \theta)^2 + \sum_{j=1}^p P_\lambda(|\theta_j|)\}$, and $D_n \geq 1$ is also a sequence of integers similar to C_n . As a result, we select the second penalty level λ_e in (3.3) as $\hat{\lambda}_e = \operatorname{argmin}_{\lambda > 0: \|\hat{\theta}_\lambda\|_0 \leq K_n} \text{HBIC}_e(\lambda)$. Due to space constraints, we examine the numerical performance of this approach in Section S 3.1 of the online Supplementary Materials.

To establish the selection consistency of the HBIC procedure, namely, $P(\hat{S}_e = S_e) \rightarrow 1$ as $n \rightarrow \infty$ where $\hat{S}_e = \operatorname{supp}(\hat{\theta}_{\hat{\lambda}_e})$ and $S_e = \operatorname{supp}(\theta^*)$, ℓ_1 -penalty is insufficient as it tends to over-penalize large coefficients. Therefore, we need to develop a self-contained theory for the non-convex penalized ES regression, particularly the oracle properties that concern support recovery.

A key step is to show that for λ_e in a certain range, the nonconvex penalized estimator converges to an oracle, defined as $\hat{\theta}^o = \operatorname{argmin}_{\theta \in \mathbb{R}^p: \theta_{S^c} = 0} \sum_{i=1}^n (\hat{Z}_i - \tau X_i^T \theta)^2$, under a minimum signal strength condition. Gu & Zou (2020) proves the selection consistency of the HBIC for penalized composite quantile regression based on such oracle properties and under the minimum signal strength condition that $\min_{j \in \operatorname{supp}(\beta^*)} |\beta_j^*| \gtrsim \sqrt{s \log(p)/n}$. One question is whether the \sqrt{s} -factor can be removed. Additionally, to establish oracle properties similar to those in Tan et al. (2022), one needs sharper bounds on $\|\hat{\theta}^o - \theta^*\|_2$, $\|\hat{\theta}^o - \theta^*\|_\infty$ and $\|(1/n) \sum_{i=1}^n (\hat{Z}_i - \tau X_i^T \hat{\theta}^o) X_i\|_\infty$. To this end, does the ℓ_1 -penalized quantile regression estimator suffice, or do we need a nonconvex penalized estimator with an improved convergence rate? We defer a rigorous investigation of nonconvex penalized ES regression to future research. While there exist completely tuning-free approaches for certain steps of the proposed ES regression, a completely tuning-free approach for the proposed approach with multiple steps is unknown to us, which we also leave as future work.

Acknowledgement and disclosure statement

XH acknowledges NSF Awards DMS-2345035 and DMS-1951980. KT acknowledges NSF CAREER DMS-2238428 and NSF DMS-2113346. WZ acknowledges NSF DMS-2401268. The authors thank Dr. Grace Hong from the National Institutes of Health for her valuable discussions on health disparity research. They also extend their gratitude to the anonymous Associate Editor and referees for their constructive comments, which contributed to improvements in the paper. The authors report there are no competing interests to declare.

S 1 Proofs of Main Results

S 1.1 Preliminaries

We first introduce some notation that will be used throughout the supplementary materials. We use $\|\cdot\|_{\max}$ to denote maximum norm in $\mathbb{R}^{p \times p}$, i.e., for any $U = (u_{jk})_{j,k=1,\dots,p}$, we denote $\|U\|_{\max} = \max_{j,k=1,\dots,p} |u_{jk}|$. Define the quantile and expected shortfall regression residuals as

$$\varepsilon_i = Y_i - X_i^T \beta^*, \quad e_i(\beta) = Z_i(\beta) - \tau X_i^T \theta^* \quad (i = 1, \dots, n). \quad (\text{S 1.1})$$

respectively, where $Z_i(\beta) = (Y_i - X_i^T \beta) \mathbb{1}(Y_i \leq X_i^T \beta) + \tau X_i^T \beta$. In particular, we write $Z_i^* = Z_i(\beta^*)$, $e_i = e_i(\beta^*)$, and $\hat{e}_i = \hat{Z}_i - \tau X_i^T \hat{\theta}$ where $\hat{Z}_i = Z_i(\hat{\beta})$ for some estimator $\hat{\beta}$ and $\hat{\theta}$ of β^* and θ^* respectively. Let E_{X_i} be the conditional expectation given X_i . Define $W_i = \Sigma^{-1/2} X_i$ recalling $\Sigma = E(XX^T)$. Let $\hat{\Sigma} = (1/n) \sum_{i=1}^n X_i X_i^T$. Similarly, define $W_{i,-j} = \Sigma_{-j}^{-1/2} X_{i,-j}$ and $\hat{\Sigma}_{-j} = (1/n) \sum_{i=1}^n X_{i,-j} X_{i,-j}^T$. The standardized covariates W_i and $W_{i,-j}$ are such that $E(W_i W_i^T) = I_p$ and $E(W_{i,-j} W_{i,-j}^T) = I_{p-1}$. A key observation is that, under the joint model (2.1), we have

$$\begin{aligned} E_{X_i}(e_i) &= E_{X_i}\{(Y_i - X_i^T \beta^*) \mathbb{1}(Y_i \leq X_i^T \beta^*)\} + \tau X_i^T (\beta^* - \theta^*) \\ &= E_{X_i}\{(Y_i - X_i^T \beta^*) | Y_i \leq X_i^T \beta^*\} P(Y_i \leq X_i^T \beta^*) + \tau X_i^T (\beta^* - \theta^*) \\ &= (X_i^T \theta^* - X_i^T \beta^*) \tau + \tau X_i^T (\beta^* - \theta^*) \\ &= 0. \end{aligned} \quad (\text{S 1.2})$$

Recall from main text, we define $\mathbb{C}(\mathcal{S}) = \{\delta \in \mathbb{R}^p : \|\delta_{\mathcal{S}^c}\|_1 \leq 3\|\delta_{\mathcal{S}}\|_1\}$ as an ℓ_1 -cone. For every $l_1 > 0$, define the cone-like set

$$C(l_1) = \{\delta \in \mathbb{R}^p : \|\delta\|_1 \leq l_1 \|\delta\|_{\Sigma}\}. \quad (\text{S 1.3})$$

For any subset $\mathcal{S} \subseteq \{1, \dots, p\}$ satisfying $|\mathcal{S}| \leq s$, under Condition 4.2 it holds that $\mathbb{C}(\mathcal{S}) \subseteq C(l_1)$ with $l_1 = 4\phi^{-1}|\mathcal{S}|^{1/2}$.

In the following, we present all the technical lemmas that will be used to prove the main results. Proofs of the lemmas are postponed to Section S 2.

Lemma S 1.1. *Assume Conditions 4.1 and 4.2 hold. For any $r_1 > 0$ and $t > 0$,*

$$\sup_{\beta \in \beta^* + \mathbb{B}_1(r_1)} \left\| \frac{1}{n} \sum_{i=1}^n (1 - E)\{e_i(\beta) - e_i\} X_i \right\|_{\infty} \leq 4b_X r_1 \left(\sigma_X \sqrt{\frac{2t}{n}} + b_X \frac{t}{3n} \right) \quad (\text{S 1.4})$$

holds with probability at least $1 - 2p^2 e^{-t}$. When replacing X_i with $X_{i,-j}$ in (S 1.4), the bound holds with probability at least $1 - 2p(p-1)e^{-t}$. Similarly, Condition 4.4 ensures that with probability at least $1 - 2pe^{-t}$,

$$\sup_{\beta \in \beta^* + \mathbb{B}_1(r_1)} \left| \frac{1}{n} \sum_{i=1}^n (1 - E)\{e_i(\beta) - e_i\} \omega_i \right| \leq 4b_X r_1 \left(\sigma_X \sqrt{\frac{2t}{n}} + b_X \frac{t}{3n} \right).$$

Lemma S 1.2. Assume Conditions 4.1 and 4.2 hold. For any $r_0 > 0$, we have

$$\sup_{\beta \in \beta^* + \mathbb{B}_{\Sigma}(r_0)} \|E\{e_i(\beta)W_{i,-j}\}\|_2 \leq \sup_{\beta \in \beta^* + \mathbb{B}_{\Sigma}(r_0)} \|E\{e_i(\beta)W_i\}\|_2 \leq \frac{1}{2}f_u m_3 r_0^2, \quad (\text{S } 1.5)$$

where $e_i(\beta)$ is defined in (S 1.1), and $W_i = \Sigma^{-1/2}X_i$. In addition, if Condition 4.4 holds, then $\sup_{\beta \in \beta^* + \mathbb{B}_{\Sigma}(r_0)} |E\{e_i(\beta)\omega_i\}| \leq f_u b_X r_0^2/2$.

Lemma S 1.3. Assume Conditions 4.1 and 4.2 hold. For any $t > 0$, it holds with probability at least $1 - 2pe^{-t}$ that

$$\left\| \frac{1}{n} \sum_{i=1}^n e_i X_i \right\|_{\infty} \leq \sigma_{\varepsilon} \sigma_X \sqrt{\frac{2t}{n}} + 2b_{\varepsilon} b_X \frac{t}{n}. \quad (\text{S } 1.6)$$

When replacing X_i with $X_{i,-j}$ in (S 1.6), the bound holds with probability at least $1 - 2(p-1)e^{-t}$. Similarly, with probability at least $1 - 2(p-1)e^{-t}$,

$$\left\| \frac{1}{n} \sum_{i=1}^n \omega_i X_{i,-j} \right\|_{\infty} \leq b_X^2 \sqrt{\frac{2t}{n}}.$$

Lemma S 1.4. Assume Condition 4.2. Then, for any $l_1 > 0$ and $t \geq 0$,

$$\inf_{\delta \in \mathcal{C}(l_1)} \frac{\delta^{\text{T}} \hat{\Sigma} \delta}{\|\delta\|_{\Sigma}^2} \geq \frac{3}{4} - 10m_4^{1/2} l_1 \left\{ \sigma_X \sqrt{\frac{2 \log(2p)}{n}} + b_X \frac{\log(2p)}{3n} \right\} - \sqrt{\frac{2m_4 t}{n}} - \frac{4.4t}{n}$$

holds with probability at least $1 - e^{-t}$. Similarly,

$$\inf_{\delta \in \mathcal{C}(l_1)} \frac{\delta^{\text{T}} \hat{\Sigma}_{-j} \delta}{\|\delta\|_{\Sigma_{-j}}^2} \geq \frac{3}{4} - 10m_4^{1/2} l_1 \left\{ \sigma_X \sqrt{\frac{2 \log(2p-2)}{n}} + b_X \frac{\log(2p-2)}{3n} \right\} - \sqrt{\frac{2m_4 t}{n}} - \frac{4.4t}{n}$$

holds with probability at least $1 - e^{-t}$.

Turning to the empirical quantile loss $\hat{\mathcal{Q}}(\beta) = n^{-1} \sum \rho_{\tau}(Y_i - X_i^{\text{T}}\beta)$, define the loss difference $\hat{\mathcal{D}}(\delta) = \hat{\mathcal{Q}}(\beta^* + \delta) - \hat{\mathcal{Q}}(\beta^*)$ and its population counterpart $\mathcal{D}(\delta) = E\{\hat{\mathcal{D}}(\delta)\}$ for $\delta \in \mathbb{R}^p$.

Lemma S 1.5. Assume Condition 4.2. For any $r_0, l_1 > 0$ and $t > 0$,

$$\sup_{\delta \in \mathcal{C}(l_1) \cap \mathbb{B}_{\Sigma}(r_0)} \{\mathcal{D}(\delta) - \hat{\mathcal{D}}(\delta)\} \leq 4\bar{\tau} l_1 r_0 \left(\sigma_X \sqrt{\frac{2t}{n}} + b_X \frac{t}{3n} \right) \quad (\text{S } 1.7)$$

holds with probability at least $1 - 2pe^{-t}$, where $\bar{\tau} = \max(\tau, 1 - \tau)$.

Lemma S 1.6. Assume Conditions 4.2 and 4.3. Then, with probability at least $1 - 2pe^{-t}$,

$$\left\| \frac{1}{n} \sum_{i=1}^n \{\mathbb{1}(\varepsilon_i \leq 0) - \tau\} X_i \right\|_{\infty} \leq \sigma_X \sqrt{\tau(1-\tau)} \frac{2t}{n} + \bar{\tau} b_X \frac{t}{3n}, \quad (\text{S } 1.8)$$

where $\bar{\tau} = \max(\tau, 1 - \tau)$.

The following result is a variant of Lemma C.1 in Sun et al. (2020) obtained by replacing the gradient with any subgradient.

Lemma S 1.7. *Let $f : \mathbb{R}^p \rightarrow \mathbb{R}$ be a convex function, and define the corresponding symmetrized Bregman divergence $\mathcal{B}_f(\beta_1, \beta_2) = (w_{\beta_2} - w_{\beta_1})^\top(\beta_2 - \beta_1)$ for $\beta_1, \beta_2 \in \mathbb{R}^p$ and subgradients $w_{\beta_1} \in \partial f(\beta_1), w_{\beta_2} \in \partial f(\beta_2)$. Then, for any $\beta, \delta \in \mathbb{R}^p$ and $\lambda \in [0, 1]$, $\mathcal{B}_f(\beta_\lambda, \beta) \leq \lambda \cdot \mathcal{B}_f(\beta_1, \beta)$, where $\beta_\lambda = \beta + \lambda\delta$ and $\beta_1 = \beta + \delta$.*

The following three lemmas provide useful tools from the empirical process theory. We present them here for readers' convenience.

Lemma S 1.8 (Bernstein's Inequality—Theorem 2.10 in Boucheron et al. (2013)). *If X_1, \dots, X_n are independent random variables. Assume that there exist $v > 0$ such that $\sum_{i=1}^n E(X_i^2) \leq v$, and $\sum_{i=1}^n E\{(X_i)_+^k\} \leq k!vc^{k-2}/2$ for all integers $k \geq 3$ where $x_+ = \max(x, 0)$. Write $S = \sum_{i=1}^n X_i - E(X_i)$. For any $t > 0$,*

$$P(|S| \geq \sqrt{2vt} + ct) \leq \exp(-t). \quad (\text{S } 1.9)$$

In particular, if X_1, \dots, X_n satisfy $|X_i| \leq b$ almost surely for all $i \leq n$, (S 1.9) holds with $c = b/3$.

Lemma S 1.9 (Rademacher symmetrization—Lemma 6.3 in Ledoux & Talagrand (1991)). *Let $\epsilon_1, \dots, \epsilon_n$ be independent Rademacher random variables. Let \mathcal{F} be a collection of function $f : \mathcal{X} \rightarrow \mathbb{R}$ and X_1, \dots, X_n be independent. For any convex function $\phi : \mathbb{R}^+ \rightarrow \mathbb{R}^+$,*

$$E\phi\left\{\sup_{f \in \mathcal{F}} \left| \sum_{i=1}^n f(X_i) - Ef(X_i) \right|\right\} \leq E\phi\left\{2 \sup_{f \in \mathcal{F}} \left| \sum_{i=1}^n \epsilon_i f(X_i) \right|\right\} \quad (\text{S } 1.10)$$

Lemma S 1.10 (Ledoux-Talagrand contraction—Theorem 4.12 in Ledoux & Talagrand (1991)). *Let $\epsilon_1, \dots, \epsilon_n$ be independent Rademacher random variables, and $\phi : \mathbb{R}^+ \rightarrow \mathbb{R}^+$ be a convex and increasing function. Assume that functions $f_i : \mathbb{R} \rightarrow \mathbb{R}$ are Lipschitz continuous with $f_i(0) = 0$, i.e. $|f_i(a) - f_i(b)| \leq L|a - b|$. Then, for any $T \subset \mathbb{R}^n$,*

$$E\phi\left\{\frac{1}{2} \sup_{t \in T} \left| \sum_{i=1}^n \epsilon_i f_i(t_i) \right|\right\} \leq E\phi\left(L \sup_{t \in T} \left| \sum_{i=1}^n \epsilon_i t_i \right|\right) \quad (\text{S } 1.11)$$

S 1.2 Proof of Theorem 4.1

Let $\hat{\mathcal{L}}(\theta) = (2n)^{-1} \sum_{i=1}^n (\hat{Z}_i - \tau X_i^\top \theta)^2$ be the empirical loss function, where $\hat{Z}_i = Z_i(\hat{\beta})$ and $\hat{\beta}$ is an ℓ_1 -penalized quantile regression estimator of β^* . By standard optimality conditions for a convex program, for any optimum $\hat{\theta} \in \operatorname{argmin}_\theta \{\hat{\mathcal{L}}(\theta) + \tau \lambda_e \|\theta\|_1\}$, there exists a subgradient vector $\hat{g} \in \partial \|\hat{\theta}\|_1$ satisfying $\hat{g}^\top \hat{\theta} = \|\hat{\theta}\|_1$, $\|\hat{g}\|_\infty \leq 1$ and $\nabla \hat{\mathcal{L}}(\hat{\theta}) + \tau \lambda_e \hat{g} = 0$. On the other hand, observe that $\{\nabla \hat{\mathcal{L}}(\hat{\theta}) - \nabla \hat{\mathcal{L}}(\theta^*)\}^\top (\hat{\theta} - \theta^*) = \tau^2 (\hat{\theta} - \theta^*)^\top \hat{\Sigma} (\hat{\theta} - \theta^*)$. Putting these two observations together, we obtain

$$\begin{aligned} \tau^2 (\hat{\theta} - \theta^*)^\top \hat{\Sigma} (\hat{\theta} - \theta^*) &= -\tau \lambda_e \hat{g}^\top (\hat{\theta} - \theta^*) - \nabla \hat{\mathcal{L}}(\theta^*)^\top (\hat{\theta} - \theta^*) \\ &\leq \tau \lambda_e (\|\theta^*\|_1 - \|\hat{\theta}\|_1) - \nabla \hat{\mathcal{L}}(\theta^*)^\top (\hat{\theta} - \theta^*). \end{aligned} \quad (\text{S } 1.12)$$

STEP 1 (DETERMINISTIC ANALYSIS). Let $\hat{\delta} = \hat{\theta} - \theta^*$ denote the error vector, and write $\mathcal{S} = \text{supp}(\theta^*)$. Then we have $\|\theta^*\|_1 - \|\hat{\theta}\|_1 = \|\theta_S^*\|_1 - \|\hat{\delta}_{\mathcal{S}^c} + (\hat{\delta} + \theta^*)_{\mathcal{S}}\|_1 \leq \|\hat{\delta}_{\mathcal{S}}\|_1 - \|\hat{\delta}_{\mathcal{S}^c}\|_1$. To bound $-\nabla\hat{\mathcal{L}}(\theta^*)^\top(\hat{\theta} - \theta^*)$, consider the decomposition

$$-\nabla\hat{\mathcal{L}}(\theta^*) = \frac{\tau}{n} \sum_{i=1}^n e_i(\hat{\beta})X_i = \frac{\tau}{n} \sum_{i=1}^n e_iX_i + \frac{\tau}{n} \sum_{i=1}^n (1 - E)\{e_i(\hat{\beta}) - e_i\}X_i + \tau E\{e_i(\beta)X_i\}|_{\beta=\hat{\beta}}, \quad (\text{S 1.13})$$

since $E(e_iX_i) = E\{E_{X_i}(e_i)X_i\} = 0$ by (S 1.2). Conditioned on the event $\{\hat{\beta} \in \beta^* + \mathbb{B}_{\Sigma}(r_0) \cap \mathbb{B}_1(r_1)\}$, it follows that

$$\begin{aligned} & -\nabla\hat{\mathcal{L}}(\theta^*)^\top(\hat{\theta} - \theta^*) \\ & \leq \left\{ \left\| \frac{1}{n} \sum_{i=1}^n e_iX_i \right\|_{\infty} + \sup_{\beta \in \beta^* + \mathbb{B}_1(r_1)} \left\| \frac{1}{n} \sum_{i=1}^n (1 - E)\{e_i(\beta) - e_i\}X_i \right\|_{\infty} \right\} \cdot \tau \|\hat{\delta}\|_1 \\ & \quad + \sup_{\beta \in \beta^* + \mathbb{B}_{\Sigma}(r_0)} \|E\{e_i(\beta)W_i\}\|_2 \cdot \tau \|\hat{\delta}\|_{\Sigma} \\ & = (E_1 + E_2) \cdot \tau \|\hat{\delta}\|_1 + \frac{1}{2} f_u m_3 r_0^2 \cdot \tau \|\hat{\delta}\|_{\Sigma}, \end{aligned} \quad (\text{S 1.14})$$

where $E_1 = \|n^{-1} \sum_{i=1}^n e_iX_i\|_{\infty}$, $E_2 = \sup_{\beta \in \beta^* + \mathbb{B}_1(r_1)} \|n^{-1} \sum_{i=1}^n (1 - E)\{e_i(\beta) - e_i\}X_i\|_{\infty}$, $W_i = \Sigma^{-1/2}X_i$, and the last step follows from Lemma S 1.2. Conditioned on the event $\{\lambda_e \geq 2(E_1 + E_2)\}$, it follows from (S 1.12) and (S 1.14) that $\tau^2(\hat{\theta} - \theta^*)^\top \hat{\Sigma}(\hat{\theta} - \theta^*) \leq 2^{-1}\tau\lambda_e(3\|\hat{\delta}_{\mathcal{S}}\|_1 - \|\hat{\delta}_{\mathcal{S}^c}\|_1) + 2^{-1}\tau f_u m_3 r_0^2 \|\hat{\delta}\|_{\Sigma}$, which implies the cone property $\|\hat{\delta}_{\mathcal{S}^c}\|_1 \leq 3\|\hat{\delta}_{\mathcal{S}}\|_1 + f_u m_3 \lambda_e^{-1} r_0^2 \|\hat{\delta}\|_{\Sigma}$. Under the restricted eigenvalue condition (4.1) and if $\lambda_e \geq f_u m_3 \underline{\phi} s^{-1/2} r_0^2$, we have

$$\|\hat{\delta}\|_1 \leq 4\|\hat{\delta}_{\mathcal{S}}\|_1 + \underline{\phi}^{-1} s^{1/2} \|\hat{\delta}\|_{\Sigma} \leq 4s^{1/2} \|\hat{\delta}_{\mathcal{S}}\|_2 + \underline{\phi}^{-1} s^{1/2} \|\hat{\delta}\|_{\Sigma} \leq 5\underline{\phi}^{-1} s^{1/2} \|\hat{\delta}\|_{\Sigma}, \quad (\text{S 1.15})$$

and hence $\hat{\delta} \in C(l_1)$ with $l_1 = 5\underline{\phi}^{-1} s^{1/2}$.

To bound the left-hand side of (S 1.12) from below, define the event

$$\mathcal{E}_{\text{re}}(\kappa) = \{\delta^\top \hat{\Sigma} \delta \geq \kappa \|\delta\|_{\Sigma}^2 \text{ for all } \delta \in C(l_1)\}, \quad \kappa \in (0, 1).$$

Conditioned on $\mathcal{E}_{\text{re}}(c)$ for some constant $c \in (0, 1)$, we conclude from the above upper and lower bounds that

$$c\tau^2 \|\hat{\delta}\|_{\Sigma}^2 \leq \frac{3}{2} \tau \lambda_e \|\hat{\delta}_{\mathcal{S}}\|_1 + \frac{1}{2} f_u m_3 r_0^2 \cdot \tau \|\hat{\delta}\|_{\Sigma} \leq \left(\frac{3}{2\underline{\phi}} s^{1/2} \lambda_e + \frac{1}{2\underline{\phi}} s^{1/2} \lambda_e \right) \cdot \tau \|\hat{\delta}\|_{\Sigma}.$$

Canceling out a factor of $\tau \|\hat{\delta}\|_{\Sigma}$ from both sides yields

$$\tau \|\hat{\theta} - \theta^*\|_{\Sigma} \leq \frac{2}{c\underline{\phi}} s^{1/2} \lambda_e. \quad (\text{S 1.16})$$

STEP 2 (PROBABILISTIC ANALYSIS). The error bound (S 1.16) is deterministic given the stated

conditioning. Probabilistic claims enter in certifying that the “good” events

$$\mathcal{E}_{\text{re}}(c) \quad \text{and} \quad \{\lambda_e \geq 2(E_1 + E_2)\}$$

hold with high probability with a specified choice of c and λ_e . For the former, we may take $c = 1/2$ so that, by Lemma S 1.4, $P\{\mathcal{E}_{\text{re}}(1/2)\} \geq 1 - e^{-u}$ as long as $n \geq \max[Cm_4\{\underline{\phi}^{-2}\sigma_X^2 s \log(2p) + u\}, (b_X/\sigma_X)^2 \log(2p)]$ for some sufficiently large constant C . Turning to E_1 and E_2 , it follows from Lemma S 1.1 and Lemma S 1.3 that with probability at least $1 - 2p(p+1)e^{-t}$,

$$E_1 \leq \sigma_\varepsilon \sigma_X \sqrt{\frac{2t}{n}} + 2b_\varepsilon b_X \frac{t}{n} \quad \text{and} \quad E_2 \leq 4b_X r_1 \left(\sigma_X \sqrt{\frac{2t}{n}} + b_X \frac{t}{3n} \right).$$

As long as $n \geq C(\frac{b_\varepsilon b_X}{\sigma_\varepsilon \sigma_X})^2 t$ for some absolute constant $C > 1$, then with the penalization parameter λ_e satisfying

$$\lambda_e \geq (4 + \sqrt{2})\sigma_\varepsilon \sigma_X \sqrt{\frac{t}{n}} + (4\sqrt{2} + 4/3)b_X \sigma_X r_1 \sqrt{\frac{t}{n}},$$

we have $P\{\lambda_e \geq 2(E_1 + E_2)\} \geq 1 - 2p(p+1)e^{-t}$. Combining this with (S 1.16) gives the upper bound for $\tau\|\hat{\theta} - \theta^*\|_\Sigma$. Combining this with (S 1.15) gives the upper bound for $\tau\|\hat{\theta} - \theta^*\|_1$. \square

S 1.3 Proof of Proposition 4.1

Define the function

$$\hat{\mathcal{R}}(\delta) = \hat{\mathcal{Q}}(\beta^* + \delta) - \hat{\mathcal{Q}}(\beta^*) + \lambda_q(\|\beta^* + \delta\|_1 - \|\beta^*\|_1), \quad \delta \in \mathbb{R}^p,$$

satisfying $\hat{\mathcal{R}}(0) = 0$ and $\hat{\mathcal{R}}(\hat{\delta}) \leq 0$ by the optimality of $\hat{\beta}$, where $\hat{\delta} = \hat{\beta} - \beta^*$. Moreover, write $w_\beta = n^{-1} \sum_{i=1}^n \{\mathbb{1}(Y_i \leq X_i^\top \beta) - \tau\} X_i$ for $\beta \in \mathbb{R}^p$ so that $w_\beta \in \partial \hat{\mathcal{Q}}(\beta)$ is a subgradient of $\hat{\mathcal{Q}}$ at any β . Denote the support of β^* by $\mathcal{S} = \text{supp}(\beta^*)$ satisfying $|\mathcal{S}| \leq s$. Then, applying Proposition 9.13 and (9.50) in Wainwright (2019) with $\mathcal{L}_n = \hat{\mathcal{Q}}$ and $\Phi(\cdot) = \|\cdot\|_1$, we obtain that conditioned on the event $\{\lambda_q \geq 2\|w_{\beta^*}\|_\infty\}$, the error $\hat{\delta} = \hat{\beta} - \beta^*$ belongs to the cone set $\mathbb{C}(\mathcal{S})$, and for any $\delta \in \mathbb{C}(\mathcal{S})$,

$$\begin{aligned} \hat{\mathcal{R}}(\delta) &\geq \hat{\mathcal{Q}}(\beta^* + \delta) - \hat{\mathcal{Q}}(\beta^*) + \lambda_q(\|\delta_{\mathcal{S}^c}\|_1 - \|\delta_{\mathcal{S}}\|_1) \\ &\geq \hat{\mathcal{Q}}(\beta^* + \delta) - \hat{\mathcal{Q}}(\beta^*) - \underline{\phi}^{-1} s^{1/2} \lambda_q \|\delta\|_\Sigma, \end{aligned} \tag{S 1.17}$$

where the second inequality follows from the RE condition (4.1).

Next, let $Q(\beta) = E\{\hat{\mathcal{Q}}(\beta)\}$ be the population quantile loss, satisfying $\nabla Q(\beta^*) = 0$ and $\nabla^2 Q(\beta) = E\{f_{\varepsilon_i|X_i}\{X_i^\top(\beta - \beta^*)\}X_i X_i^\top\}$. Under Condition 4.3, it holds for any $\delta \in \mathbb{R}^p$ and $t \in [0, 1]$ that

$$\begin{aligned} \delta^\top \nabla^2 Q(\beta^* + t\delta)\delta &= E\{f_{\varepsilon_i|X_i}(tX_i^\top \delta)(X_i^\top \delta)^2\} \\ &= E\{f_{\varepsilon_i|X_i}(0)(X_i^\top \delta)^2\} + E\{f_{\varepsilon_i|X_i}(tX_i^\top \delta) - f_{\varepsilon_i|X_i}(0)\}(X_i^\top \delta)^2 \\ &\geq f_l \|\delta\|_\Sigma^2 - l_0 t \cdot E(|X_i^\top \delta|^3) \end{aligned}$$

$$\begin{aligned}
&\geq f_l \|\delta\|_{\Sigma}^2 - l_0 t \sup_{u \in \mathbb{S}^{p-1}} \frac{E(|X_i^T u|^3)}{(u^T \Sigma u)^{3/2}} (\delta^T \Sigma \delta)^{3/2} \\
&\geq f_l \|\delta\|_{\Sigma}^2 - l_0 m_3 t \cdot \|\delta\|_{\Sigma}^3.
\end{aligned}$$

This together with the fundamental theorem of calculus implies

$$\begin{aligned}
\mathcal{Q}(\beta^* + \delta) - \mathcal{Q}(\beta^*) &= \nabla \mathcal{Q}(\beta^*)^T \delta + \int_0^1 \{\nabla \mathcal{Q}(\beta^* + t\delta) - \nabla \mathcal{Q}(\beta^*)\}^T \delta dt \\
&= 0 + \int_0^1 \int_0^1 t \delta^T \nabla^2 \mathcal{Q}(\beta^* + tu\delta) \delta du dt \\
&\geq \frac{1}{2} f_l \|\delta\|_{\Sigma}^2 - \frac{1}{6} l_0 m_3 \|\delta\|_{\Sigma}^3.
\end{aligned}$$

For some $r_0, l_1 > 0$ to be determined, it follows from Lemma S 1.5 that, with probability at least $1 - 2pe^{-t}$ for any $t \geq 0$,

$$\sup_{\delta \in \mathbb{C}(l_1) \cap \mathbb{B}_{\Sigma}(r_0)} \{\mathcal{Q}(\beta^* + \delta) - \mathcal{Q}(\beta^*) - \hat{\mathcal{Q}}(\beta^* + \delta) + \hat{\mathcal{Q}}(\beta^*)\} \leq r_0 \cdot \gamma(n, t),$$

where $\gamma(n, t) = 4 \max(\tau, 1 - \tau) l_1 \{\sigma_X \sqrt{2t/n} + b_X t / (3n)\}$. The previous two inequalities and (S 1.17) show that with probability at least $1 - e^{-t}$,

$$\hat{\mathcal{R}}(\delta) \geq \frac{r_0}{2} \left\{ f_l r_0 - \frac{1}{3} l_0 m_3 r_0^2 - 2\gamma(n, t) - 2\underline{\phi}^{-1} s^{1/2} \lambda_q \right\} \quad (\text{S 1.18})$$

holds for any $\delta \in \mathbb{B}_{\Sigma}(r_0) \cap \mathbb{C}(l_1)$. We thus choose $r_0 = 2f_l^{-1} \{2\gamma(n, t) + 2\underline{\phi}^{-1} s^{1/2} \lambda_q\}$ and let (n, λ_q) satisfy $2\gamma(n, t) + 2\underline{\phi}^{-1} s^{1/2} \lambda_q < 3f_l^2 (4l_0 m_3)^{-1}$. Then, with high probability $\hat{\mathcal{R}}(\delta) > 0$ for all $\delta \in \mathbb{B}_{\Sigma}(r_0) \cap \mathbb{C}(l_1)$. Recall that $\hat{\mathcal{R}}(\hat{\delta}) \leq 0$ and $\hat{\delta} \in \mathbb{C}(\mathcal{S}) \subseteq \mathbb{C}(l_1)$ with $l_1 = 4\underline{\phi}^{-1} s^{1/2}$ conditioned on $\{\lambda_q \geq 2\|w_{\beta^*}\|_{\infty}\}$. Consequently, we conclude from Lemma 9.21 in Wainwright (2019) and the convexity of $\hat{\mathcal{Q}}(\cdot)$ that $\hat{\delta} \in \mathbb{B}_{\Sigma}(r_0)$ with probability at least $1 - e^{-t}$ conditioned on $\{\lambda_q \geq 2\|w_{\beta^*}\|_{\infty}\}$. Combining this with Lemma S 1.6 establishes the claim. \square

S 1.4 Proof of Proposition 4.2

The proof is based on the same arguments used to derive Theorem 4.1. With slight abuse of notation, we use $\mathbb{C}(S_0)$ and $\mathbb{C}(l)$ to denote the cones $\{\delta \in \mathbb{R}^{p-1} : \|\delta_{S_0^c}\|_1 \leq 3\|\delta_{S_0}\|_1\}$ and $\{\delta \in \mathbb{R}^{p-1} : \|\delta\|_1 \leq l_1 \|\delta\|_{\Sigma_{-j}}\}$, respectively, where $S_0 = \text{supp}(\gamma^*)$. Conditioned on the event $\mathcal{E}_1 := \{\lambda_m \geq 2\|n^{-1} \sum_{i=1}^n \omega_i X_{i,-j}\|_{\infty}\}$, the error $\hat{\gamma} - \gamma^*$ belongs to the cone set $\mathbb{C}(S_0)$ and hence also to $\mathbb{C}(l_1)$ with $l_1 = 4\underline{\phi}^{-1} s_0^{1/2}$. Conditioned further on $\mathcal{E}_2(c) := \{\inf_{\delta \in \mathbb{C}(l_1)} \delta^T \hat{\Sigma}_{-j} \delta / \|\delta\|_{\Sigma_{-j}}^2 \geq c\}$ for some $c \in (0, 1)$, it follows that $c\|\hat{\gamma} - \gamma^*\|_{\Sigma_{-j}}^2 \leq (3/2)\lambda_m \|\hat{\gamma} - \gamma^*\|_{S_0} \leq 3(2\underline{\phi})^{-1} s_0^{1/2} \lambda_m \|\hat{\gamma} - \gamma^*\|_{\Sigma_{-j}}$, implying $\|\hat{\gamma} - \gamma^*\|_{\Sigma_{-j}} \leq 3(2c\underline{\phi})^{-1} s_0^{1/2} \lambda_m$ and $\|\hat{\gamma} - \gamma^*\|_1 \leq 6c^{-1} \underline{\phi}^{-2} s_0 \lambda_m$.

The rest of the proof follows the same argument as in Step 2 of Theorem 4.1, using Lemmas S 1.3 and S 1.4 to certify that the event $\mathcal{E}_1 \cap \mathcal{E}_2(1/2)$ holds with probability at least $1 - 2(p-1)e^{-t} - e^{-u}$ under the claimed sample size requirement. \square

S 1.5 Proof of Corollary 4.1

For the ℓ_1 -penalized quantile regression, by taking $t = \log(p^2)$ in Proposition 4.1, we have that, with sample size $n \geq C^2 s^2 \log(p)$, and the penalization parameter λ_q satisfies

$$C_1 \sqrt{\log(p)/n} \leq \lambda_q \leq C_2 \sqrt{\log(p)/n},$$

where $C_1 = 4\sigma_X \sqrt{\tau(1-\tau)} + 4\bar{\tau}b_X/(3C)$ and C_2 is some sufficiently large constant,

$$\|\hat{\beta} - \beta^*\|_{\Sigma} \leq C_5(f_l, \underline{\phi}, \sigma_X, b_X) \sqrt{\frac{s \log(p)}{n}} \quad \text{and} \quad \|\hat{\beta} - \beta^*\|_1 \leq C_6(f_l, \underline{\phi}, \sigma_X, b_X) s \sqrt{\frac{\log(p)}{n}}$$

with probability at least $1 - 4/p$, where $C_5(f_l, \underline{\phi}, \sigma_X, b_X) = 2f_l^{-1}\underline{\phi}^{-1}\{64\bar{\tau}\sigma_X + 64\bar{\tau}b_X(3C) + 2C_2\}$ and $C_6(f_l, \underline{\phi}, \sigma_X, b_X) = 8\underline{\phi}^{-2}f_l^{-1}\{64\bar{\tau}\sigma_X + 64\bar{\tau}b_X(3C) + 2C_2\}$, as long as $s^{1/2}r\{n, \log(p^2)\} < 3f_l^2/(4m_3l_0)$.

For the ℓ_1 -penalized expected shortfall regression, taking $r_0 = C_5 \sqrt{s \log(p)/n}$, $r_1 = C_6 s \sqrt{\log(p)/n}$, $t = \log(p^3)$, and $u = \log(p)$ in Theorem 4.1, we have that, with sample size $n \geq C^2 s^2 \log(p)$, and the penalization parameter λ_e satisfies

$$C_3 \sqrt{\log(p)/n} \leq \lambda_e \leq C_4 \sqrt{\log(p)/n},$$

where $C_3 = \max\{5.5\sigma_X\sigma_{\epsilon} + 6\sigma_X b_X C_6/C, f_u m_3 \underline{\phi}/C\}$, and C_4 is a some sufficiently large constant, with probability at least $1 - 5/p$,

$$\tau \|\hat{\theta} - \theta^*\|_{\Sigma} \leq 4C_4 \underline{\phi}^{-1} s^{1/2} \sqrt{\log(p)/n} \quad \text{and} \quad \tau \|\hat{\theta} - \theta^*\|_1 \leq 20C_4 \underline{\phi}^{-2} s \sqrt{\log(p)/n}.$$

The statement holds since $r_0 = C_5 \sqrt{s \log(p)/n}$ and $r_1 = C_6 s \sqrt{\log(p)/n}$ hold with probability at least $1 - 4/p$ under certain conditions. \square

S 1.6 Proof of Theorem 4.2

We first derive the asymptotic normality for the triply-orthogonal score function in general cases, which will be used in proving Theorem 4.3. Then, the conclusion hold similarly under H_0 . To

begin with, we decompose $S_n(\theta_j^*, \hat{\theta}_{-j}, \hat{\beta}, \hat{\gamma}) - S_n(\theta_j^*, \theta_{-j}^*, \beta^*, \gamma^*)$ as

$$\begin{aligned}
& S_n(\theta_j^*, \hat{\theta}_{-j}, \hat{\beta}, \hat{\gamma}) - S_n(\theta_j^*, \theta_{-j}^*, \beta^*, \gamma^*) \\
&= S_n(\theta_j^*, \hat{\theta}_{-j}, \hat{\beta}, \hat{\gamma}) - S_n(\theta_j^*, \hat{\theta}_{-j}, \hat{\beta}, \gamma^*) + S_n(\theta_j^*, \hat{\theta}_{-j}, \hat{\beta}, \gamma^*) - S_n(\theta_j^*, \theta_{-j}^*, \hat{\beta}, \gamma^*) \\
&\quad + S_n(\theta_j^*, \theta_{-j}^*, \hat{\beta}, \gamma^*) - S_n(\theta_j^*, \theta_{-j}^*, \beta^*, \gamma^*) \\
&= -\frac{1}{n} \sum_{i=1}^n \{Z_i(\hat{\beta}) - \tau X_{i,j} \theta_j^* - \tau X_{i,-j}^T \hat{\theta}_{-j}\} X_{i,-j}^T (\hat{\gamma} - \gamma^*) \\
&\quad - \frac{\tau}{n} \sum_{i=1}^n \omega_i X_{i,-j}^T (\hat{\theta}_{-j} - \theta_{-j}^*) + \frac{1}{n} \sum_{i=1}^n \{Z_i(\hat{\beta}) - Z_i(\beta^*)\} \omega_i \\
&= -\frac{1}{n} \sum_{i=1}^n e_i(\hat{\beta}) X_{i,-j}^T (\hat{\gamma} - \gamma^*) + \frac{\tau}{n} \sum_{i=1}^n (\hat{\theta}_{-j} - \theta_{-j}^*)^T X_{i,-j} X_{i,-j}^T (\hat{\gamma} - \gamma^*) \\
&\quad - \frac{\tau}{n} \sum_{i=1}^n \omega_i X_{i,-j}^T (\hat{\theta}_{-j} - \theta_{-j}^*) + \frac{1}{n} \sum_{i=1}^n \{e_i(\hat{\beta}) - e_i\} \omega_i,
\end{aligned}$$

where $e_i(\beta) = Z_i(\beta) - \tau X_{i,j}^T \theta_j^*$, and $e_i = e_i(\beta^*)$. Conditioned on the event $\{\|\hat{\beta} - \beta^*\|_\Sigma \leq r_0\} \cap \{\|\hat{\beta} - \beta^*\|_1 \leq r_1\}$, it follows that

$$\begin{aligned}
& |S_n(\theta_j^*, \hat{\theta}_{-j}, \hat{\beta}, \hat{\gamma}) - S_n(\theta_j^*, \theta_{-j}^*, \beta^*, \gamma^*)| \\
&= \left| -\frac{1}{n} \sum_{i=1}^n (1 - E)[\{e_i(\hat{\beta}) - e_i\} X_{i,-j}^T] (\hat{\gamma} - \gamma^*) - \frac{1}{n} \sum_{i=1}^n e_i X_{i,-j}^T (\hat{\gamma} - \gamma^*) \right. \\
&\quad - E\{e_i(\hat{\beta}) W_{i,-j}^T\} \Sigma_{-j}^{1/2} (\hat{\gamma} - \gamma^*) + \tau (\hat{\theta}_{-j} - \theta_{-j}^*)^T (\hat{\Sigma}_{-j} - \Sigma_{-j}) (\hat{\gamma} - \gamma^*) \\
&\quad \left. + \tau (\hat{\theta}_{-j} - \theta_{-j}^*)^T \Sigma_{-j} (\hat{\gamma} - \gamma^*) - \frac{\tau}{n} \sum_{i=1}^n \omega_i X_{i,-j}^T (\hat{\theta}_{-j} - \theta_{-j}^*) \right. \\
&\quad \left. + \frac{1}{n} \sum_{i=1}^n (1 - E)[\{e_i(\hat{\beta}) - e_i\} \omega_i] + E\{e_i(\hat{\beta}) \omega_i\} \right| \\
&\leq \sup_{\beta \in \beta^* + \mathbb{B}_1(r_1)} \left\| \frac{1}{n} \sum_{i=1}^n (1 - E)[\{e_i(\beta) - e_i\} X_{i,-j}] \right\|_\infty \cdot \|\hat{\gamma} - \gamma^*\|_1 \\
&\quad + \left\| \frac{1}{n} \sum_{i=1}^n e_i X_{i,-j} \right\|_\infty \cdot \|\hat{\gamma} - \gamma^*\|_1 + \sup_{\beta \in \beta^* + \mathbb{B}_\Sigma(r_0)} \|E\{e_i(\beta) W_{i,-j}\}\|_2 \cdot \|\hat{\gamma} - \gamma^*\|_{\Sigma_{-j}} \\
&\quad + \|\hat{\Sigma}_{-j} - \Sigma_{-j}\|_{\max} \cdot \tau \|\hat{\theta}_{-j} - \theta_{-j}^*\|_1 \cdot \|\hat{\gamma} - \gamma^*\|_1 + \tau \|\hat{\theta}_{-j} - \theta_{-j}^*\|_{\Sigma_{-j}} \cdot \|\hat{\gamma} - \gamma^*\|_{\Sigma_{-j}} \\
&\quad + \left\| \frac{1}{n} \sum_{i=1}^n \omega_i X_{i,-j} \right\|_\infty \cdot \tau \|\hat{\theta}_{-j} - \theta_{-j}^*\|_1 + \sup_{\beta \in \beta^* + \mathbb{B}_1(r_1)} \left| \frac{1}{n} \sum_{i=1}^n (1 - E)[\{e_i(\beta) - e_i\} \omega_i] \right| \\
&\quad + \sup_{\beta \in \beta^* + \mathbb{B}_\Sigma(r_0)} |E\{e_i(\beta) \omega_i\}|,
\end{aligned}$$

where $W_{i,-j} = \Sigma_{-j}^{-1/2} X_{i,-j}$, and $\hat{\Sigma}_{-j} = n^{-1} \sum_{i=1}^n X_{i,-j} X_{i,-j}^T$. Since $E(e_i | X_i) = 0$, the first equality follows from $E(e_i X_{i,-j}) = E\{E(e_i X_{i,-j} | X_i)\} = E\{X_{i,-j} E(e_i | X_i)\} = 0$ and similarly $E(e_i \omega_i) = 0$.

For the bias terms $\|E\{e_i(\beta)W_{i,-j}\}\|_2$ and $|E\{e_i(\beta)\omega_i\}|$, Lemma S 1.2 states that

$$\sup_{\beta \in \beta^* + \mathbb{B}_{\Sigma}(r_0)} \|E\{e_i(\beta)W_{i,-j}\}\|_2 \leq \frac{1}{2}f_u m_3 r_0^2 \quad \text{and} \quad \sup_{\beta \in \beta^* + \mathbb{B}_{\Sigma}(r_0)} |E\{e_i(\beta)\omega_i\}| \leq \frac{1}{2}f_u b_X r_0^2.$$

Taking $t = 3 \log(p)$ in Lemma S 1.1 and $t = 2 \log(p)$ in Lemma S 1.3, we obtain that with probability at least $1 - 6/p$,

$$\begin{aligned} \sup_{\beta \in \beta^* + \mathbb{B}_1(r_1)} \left\| \frac{1}{n} \sum_{i=1}^n (1 - E)\{e_i(\beta) - e_i\} X_{i,-j} \right\|_{\infty} &\leq C_1 b_X \sigma_X \sqrt{\frac{\log(p)}{n}} \cdot r_1, \\ \sup_{\beta \in \beta^* + \mathbb{B}_1(r_1)} \left| \frac{1}{n} \sum_{i=1}^n (1 - E)\{e_i(\beta) - e_i\} \omega_i \right| &\leq C_1 b_X \sigma_X \sqrt{\frac{\log(p)}{n}} \cdot r_1, \\ \left\| \frac{1}{n} \sum_{i=1}^n e_i X_{i,-j} \right\|_{\infty} &\leq C_2 \sigma_{\varepsilon} \sigma_X \sqrt{\frac{\log(p)}{n}} \quad \text{and} \quad \left\| \frac{1}{n} \sum_{i=1}^n \omega_i X_{i,-j} \right\|_{\infty} \leq C_2 b_X^2 \sqrt{\frac{\log(p)}{n}}, \end{aligned}$$

provided $n \geq (\frac{b_X b_{\varepsilon}}{\sigma_X \sigma_{\varepsilon}})^2 \log(p)$.

Turning to $\|\hat{\Sigma}_{-j} - \Sigma_{-j}\|_{\max}$, note that for every pair $\{(l, k) : 1 \leq l \leq k \leq p, l \neq j, k \neq j\}$, $E\{(X_{i,l} X_{i,k})^2\} \leq \{E(X_{i,l}^4)\}^{1/2} \{E(X_{i,k}^4)\}^{1/2} \leq m_4^{1/2} E(X_{i,l}^2) m_4^{1/2} E(X_{i,k}^2) = m_4 \sigma_{ll} \sigma_{kk} \leq m_4 \sigma_X^4$ and $|X_{i,l} X_{i,k}| \leq b_X^2$ almost surely from Condition 4.2. Consequently, by Bernstein's inequality, i.e. taking $v = nm_4 \sigma_X^4$, $c = \frac{b_X^2}{3}$, and $t = 3 \log(p)$ in Lemma S 1.8,

$$P\left\{ \left| \frac{1}{n} \sum_{i=1}^n (X_{i,l} X_{i,k} - \sigma_{lk}) \right| \geq m_4^{1/2} \sigma_X^2 \sqrt{\frac{6 \log(p)}{n}} + b_X^2 \frac{\log(p)}{n} \right\} \leq \frac{2}{p^3}.$$

Then, by the union bound over $\{(l, k) : 1 \leq l \leq k \leq p, l \neq j, k \neq j\}$,

$$P\left(\|\hat{\Sigma}_{-j} - \Sigma_{-j}\|_{\max} \geq m_4^{1/2} \sigma_X^2 \sqrt{\frac{6 \log(p)}{n}} + b_X^2 \frac{\log(p)}{n} \right) \leq \frac{2}{p}.$$

Putting together the pieces yields that with probability at least $1 - 8/p$ conditioned on $\{\|\hat{\beta} - \beta^*\|_{\Sigma} \leq r_0\} \cap \{\|\hat{\beta} - \beta^*\|_1 \leq r_1\}$,

$$\begin{aligned} &|S_n(\theta_j^*, \hat{\theta}_{-j}, \hat{\beta}, \hat{\gamma}) - S_n(\theta_j^*, \theta_{-j}^*, \beta^*, \gamma^*)| \\ &\leq C_2 b_X \sigma_X \sqrt{\frac{\log(p)}{n}} \cdot r_1 + f_u b_X \cdot r_0^2 + (C_1 b_X \cdot r_1 + C_2 \sigma_{\varepsilon}) \sigma_X \sqrt{\frac{\log(p)}{n}} \cdot \|\hat{\gamma} - \gamma^*\|_1 \\ &\quad + \left(\frac{1}{2} f_u m_3 \cdot r_0^2 + \tau \|\hat{\theta}_{-j} - \theta_{-j}^*\|_{\Sigma_{-j}} \right) \cdot \|\hat{\gamma} - \gamma^*\|_{\Sigma_{-j}} \\ &\quad + \left(m_4^{1/2} \sigma_X^2 \sqrt{\frac{6 \log(p)}{n}} + b_X^2 \frac{\log(p)}{n} \right) \cdot \tau \|\hat{\theta}_{-j} - \theta_{-j}^*\|_1 \cdot \|\hat{\gamma} - \gamma^*\|_1 \\ &\quad + C_2 b_X^2 \sqrt{\frac{\log(p)}{n}} \tau \|\hat{\theta}_{-j} - \theta_{-j}^*\|_1. \end{aligned} \tag{S 1.19}$$

For the initial estimators $\hat{\beta}$, $\hat{\theta}$ and $\hat{\gamma}$, we conclude from taking $t = C \log(p)$ for some absolute

constant $C > 1$ in Theorem 4.1 and Propositions 4.1, 4.2 that with penalization parameters $(\lambda_q, \lambda_e, \lambda_m)$ all in the order of $\sqrt{\log(p)/n}$, the following error bounds

$$\begin{cases} \|\hat{\beta} - \beta^*\|_{\Sigma} \lesssim \sqrt{s \log(p)/n}, & \|\hat{\beta} - \beta^*\|_1 \lesssim s \sqrt{\log(p)/n} \\ \tau \|\hat{\theta} - \theta^*\|_{\Sigma} \lesssim \sqrt{s \log(p)/n}, & \tau \|\hat{\theta} - \theta^*\|_1 \lesssim s \sqrt{\log(p)/n} \\ \|\hat{\gamma} - \gamma^*\|_{\Sigma_{-j}} \lesssim \sqrt{s_0 \log(p)/n}, & \|\hat{\gamma} - \gamma^*\|_1 \lesssim s_0 \sqrt{\log(p)/n} \end{cases}$$

hold with probability at least $1 - 7/p$, provided the sample size n satisfies $n \gtrsim s^2 \log(p)$. Substituting these into the right-hand side of (S 1.19) yields that with probability at least $13/p$,

$$|S_n(\theta_j^*, \hat{\theta}_{-j}, \hat{\beta}, \hat{\gamma}) - S_n(\theta_j^*, \theta_{-j}^*, \beta^*, \gamma^*)| \lesssim \frac{\max(s, s_0) \log(p)}{n} \quad (\text{S 1.20})$$

provided $n \gtrsim s^2 \log(p)$. As $n, p \rightarrow \infty$, this further implies

$$n^{1/2} \{S_n(\theta_j^*, \hat{\theta}_{-j}, \hat{\beta}, \hat{\gamma}) - S_n(\theta_j^*, \theta_{-j}^*, \beta^*, \gamma^*)\} = \mathcal{O}_p \left\{ \frac{\max(s, s_0) \log(p)}{n^{1/2}} \right\}. \quad (\text{S 1.21})$$

Applying the central limit theorem to the ‘‘oracle’’ score $S_n(\theta_j^*, \theta_{-j}^*, \beta^*, \gamma^*)$, we see that

$$n^{1/2} S_n(\theta_j^*, \theta_{-j}^*, \beta^*, \gamma^*) = \frac{1}{\sqrt{n}} \sum_{i=1}^n e_i \omega_i \rightarrow \mathcal{N}(0, \sigma_s^2),$$

in distribution, where $\sigma_s^2 = E\{(e_i \omega_i)^2\}$, or equivalently, recalling $e_i = (Y_i - X_i^T \beta^*) \mathbb{1}(Y_i \leq X_i^T \beta^*) - \tau X_i(\theta^* - \beta^*) = \varepsilon_{i,-} - E(\varepsilon_{i,-} | X_i)$ with $\varepsilon_{i,-} = \min\{\varepsilon_i, 0\} = (Y_i - X_i^T \beta^*) \mathbb{1}(Y_i \leq X_i^T \beta^*)$, $\sigma_s^2 = E\{\omega_i^2 E(e_i^2 | X_i)\} = E\{(X_{i,j} - X_{i,-j}^T \gamma^*)^2 \text{var}_{X_i}(\varepsilon_{i,-})\}$. Provided $\max(s, s_0) \log(p) = o(n^{1/2})$ as $n, p \rightarrow \infty$, this together with (S 1.21) proves that $n^{1/2} S_n(\theta_j^*, \hat{\theta}_{-j}, \hat{\beta}, \hat{\gamma}) \rightarrow \mathcal{N}(0, \sigma_s^2)$ in distribution.

Under $H_0 : \theta_j^* = c_0$, we substitute the estimation of θ_{-j} with $\hat{\theta}_{-j}(c_0)$ from (3.8) in the triply-orthogonal score function. We prove the claim by the same arguments with the same error bounds $\tau \|\hat{\theta}_{-j}(c_0) - \theta^*\|_{\Sigma} \lesssim \{n^{-1} s \log(p)\}^{1/2}$ and $\tau \|\hat{\theta}_{-j}(c_0) - \theta^*\|_1 \lesssim s \{n^{-1} \log(p)\}^{1/2}$. \square

S 1.7 Proof of Theorem 4.3

Let $\hat{S}_n(\theta_j) = S_n(\theta_j, \hat{\theta}_{-j}, \hat{\beta}, \hat{\gamma})$. For any $\theta_j \in \mathbb{R}$, note that

$$\partial_{\theta_j} \hat{S}_n(\theta_j) = -\frac{\tau}{n} \sum_{i=1}^n X_{i,j} (X_{i,j} - X_{i,-j}^T \hat{\gamma}),$$

and that

$$\hat{S}_n(\theta_j) - \hat{S}_n(\theta_j^*) = -\frac{\tau}{n} \sum_{i=1}^n X_{i,j} (X_{i,j} - X_{i,-j}^T \hat{\gamma})(\theta_j - \theta_j^*).$$

It then follows that

$$\tilde{\theta}_j = \hat{\theta}_j - \hat{S}_n(\hat{\theta}_j) / \partial_{\theta_j} \hat{S}_n(\hat{\theta}_j) = \hat{\theta}_j - (\hat{\theta}_j - \theta_j^*) - \hat{S}_n(\theta_j^*) / \partial_{\theta_j} \hat{S}_n(\theta_j^*) = \theta_j^* - \hat{S}_n(\theta_j^*) / \partial_{\theta_j} \hat{S}_n(\theta_j^*).$$

Applying first Theorem 4.2 we see that, in the asymptotic regime $\max(s_0, s) \log(p) = o(n^{1/2})$,

$$n^{1/2} \hat{S}_n(\theta_j^*) = n^{1/2} S_n(\theta_j^*, \hat{\theta}_{-j}, \hat{\beta}, \hat{\gamma}) \rightarrow \mathcal{N}(0, \sigma_s^2). \quad (\text{S } 1.22)$$

in distribution. Note further that $\partial_{\theta_j} \hat{S}_n(\theta_j^*) = -\frac{\tau}{n} \sum_{i=1}^n X_{i,j} \omega_i + \frac{\tau}{n} \sum_{i=1}^n X_{i,j} X_{i,-j}^T (\hat{\gamma} - \gamma^*)$, and under model (3.10),

$$E(X_{i,j} \omega_i) = E\{(X_{i,-j}^T \gamma^* + \omega_i) \omega_i\} = E(\omega_i^2) = \sigma_\omega^2.$$

Therefore, $n^{-1} \sum_{i=1}^n X_{i,j} \omega_i \rightarrow \sigma_\omega^2$ in probability, and

$$\begin{aligned} & \left| \frac{1}{n} \sum_{i=1}^n X_{i,j} X_{i,-j}^T (\hat{\gamma} - \gamma^*) \right| \\ &= \left| \frac{1}{n} \sum_{i=1}^n \{(\gamma^*)^T X_{i,-j} X_{i,-j}^T + \omega_i X_{i,-j}^T\} (\hat{\gamma} - \gamma^*) \right| \\ &= \left| (\gamma^*)^T (1 - E) \frac{1}{n} \sum_{i=1}^n (X_{i,-j} X_{i,-j}^T) (\hat{\gamma} - \gamma^*) + (\gamma^*)^T E \left(\frac{1}{n} \sum_{i=1}^n X_{i,-j} X_{i,-j}^T \right) (\hat{\gamma} - \gamma^*) \right. \\ & \quad \left. + \frac{1}{n} \sum_{i=1}^n \omega_i X_{i,-j}^T (\hat{\gamma} - \gamma^*) \right| \\ &\leq \|\hat{\Sigma}_{-j} - \Sigma_{-j}\|_{\max} \|\gamma^*\|_1 \|\hat{\gamma} - \gamma^*\|_1 + \|\gamma^*\|_{\Sigma_{-j}} \|\hat{\gamma} - \gamma^*\|_{\Sigma_{-j}} + \left\| \frac{1}{n} \sum_{i=1}^n \omega_i X_{i,-j} \right\|_{\infty} \|\hat{\gamma} - \gamma^*\|_1. \end{aligned}$$

Recall from the proof of Theorem 4.2 that

$$\begin{aligned} \|\hat{\Sigma}_{-j} - \Sigma_{-j}\|_{\max} &= \mathcal{O}_p \left(\sqrt{\frac{\log(p)}{n}} \right), \quad \left\| \frac{1}{n} \sum_{i=1}^n \omega_i X_{i,-j} \right\|_{\infty} = \mathcal{O}_p \left(\sqrt{\frac{\log(p)}{n}} \right), \\ \|\hat{\gamma} - \gamma^*\|_{\Sigma_{-j}} &= \mathcal{O}_p \left(\sqrt{\frac{s_0 \log(p)}{n}} \right) \quad \text{and} \quad \|\hat{\gamma} - \gamma^*\|_1 = \mathcal{O}_p \left(s_0 \sqrt{\frac{\log(p)}{n}} \right). \end{aligned}$$

Moreover, by Cauchy-Schwarz inequality and Condition 4.2, $\|\gamma^*\|_1 \leq s_0^{1/2} \|\gamma^*\|_2 \leq \underline{\phi}^{-1} s_0^{1/2} \|\gamma^*\|_{\Sigma_{-j}}$ and $\|\gamma^*\|_{\Sigma_{-j}}^2 = (\gamma^*)^T \Sigma_{-j} \gamma^* = (\gamma^*)^T E(X_{i,-j} X_{i,j}) = E(X_{i,j}^2) - \sigma_\omega^2$. Putting these bounds together yields

$$\left| \frac{1}{n} \sum_{i=1}^n X_{i,j} X_{i,-j}^T (\hat{\gamma} - \gamma^*) \right| = \mathcal{O}_p \left(\sqrt{\frac{s_0 \log(p)}{n}} + s_0^{3/2} \frac{\log(p)}{n} \right).$$

Under the assumed scaling condition, this implies $\partial_{\theta_j} \hat{S}_n(\theta_j^*) \rightarrow \tau \sigma_\omega^2$ in probability. Finally, combining this with (S 1.22) and Slutsky's theorem establishes the claim. \square

S 1.8 Proof of Theorem 4.4

We will show that $\hat{\sigma}_\omega^2 \rightarrow \sigma_\omega^2$ and $\tilde{\sigma}_s^2 \rightarrow \sigma_s^2$ in probability. The conclusion follows by an application of the Slutsky's theorem. We begin with showing $\hat{\sigma}_\omega^2 \rightarrow \sigma_\omega^2$ in probability by applying Theorem

2 of Fan et al. (2012). For completeness, we restate Theorem 2 of Fan et al. (2012) under the current setting. We start by adapting the two conditions for Theorem 2 of Fan et al. (2012).

Condition S 1.1. *The projection residuals $\omega_1, \dots, \omega_n$ defined in (3.10) are i.i.d. with mean zero and finite variance σ_ω^2 . In addition, ω_i is independent of $X_{i,-j}$.*

Let $M \subseteq \{1, \dots, p\}$ be an index set with cardinality $|M| \leq m$ and let $X_M \in \mathbb{R}^{n \times |M|}$ be the submatrix of X with columns indexed by M . For any symmetric and positive-definite matrix A , let $\lambda_{\min}(A)$ and $\|A\|$ be its minimum eigenvalue and its operator norm, respectively.

Condition S 1.2. *There exist a constant $\lambda_0 > 0$ and a sequence $\{b_n\}$ such that $b_n^2 \log(p) = o(n)$ and $P\{\min_{M: |M| \leq b_n} \lambda_{\min}(n^{-1} X_M^T X_M) \geq \lambda_0\} \rightarrow 1$ as $n \rightarrow \infty$.*

Theorem S 1.1 (Theorem 2 of Fan et al. (2012)). *Assume Condition S 1.1 and S 1.2 and $E(\omega_i^4) < \infty$. If $P(S_m^* \subseteq \hat{S}_m) \rightarrow 1$, as $n, p \rightarrow \infty$, with $\hat{s}_m \leq b_n$, where b_n is defined in Condition S 1.2, then*

$$n^{1/2}(\hat{\sigma}_\omega^2 - \sigma_\omega^2) \xrightarrow{d} N(0, E(\omega_i^4) - \sigma_\omega^4). \quad (\text{S 1.23})$$

As a direct consequence of (S 1.23), $\hat{\sigma}_\omega^2 \xrightarrow{p} \sigma_\omega^2$ since $E(\omega_i^4) \leq b_X^2 E(\omega_i^2) < \infty$. Therefore, it suffices to verify Condition S 1.1 and S 1.2 hold under Condition 4.1–4.4. By making a slight modification to the proof of Fan et al. (2012), it can be shown that the independence condition in Condition S 1.1 can be weakened to the condition $E(\omega_i X_{i,-j}) = 0$ as in (3.10).

Next, we show Condition S 1.2 holds. For any index set $M \subseteq \{1, \dots, p\}$ satisfying $|M| = m$, we have

$$\begin{aligned} \lambda_{\min}(n^{-1} X_M^T X_M) &= \min_{\|z\|_2=1} z^T (n^{-1} X_M^T X_M) z \\ &= \min_{\|z\|_2=1} [z^T \{n^{-1}(1 - E) X_M^T X_M\} z + z^T E(n^{-1} X_M^T X_M) z] \\ &\geq -\|n^{-1}(1 - E) X_M^T X_M\| + \lambda_{\min}\{n^{-1} E(X_M^T X_M)\} \\ &\geq -\|n^{-1}(1 - E) X_M^T X_M\| + \underline{\lambda}, \end{aligned}$$

where the last inequality is due to Condition 4.2.

We then employ an ϵ -net argument to bound the term $\|n^{-1}(1 - E) X_M^T X_M\|$. Specifically, let \mathcal{N} be a $(1/4)$ -net of the unit sphere with cardinality $|\mathcal{N}| \leq 9^m$ such that $\|n^{-1}(1 - E) X_M^T X_M\| \leq 2 \max_{u \in \mathcal{N}} |u^T \{n^{-1}(1 - E) X_M^T X_M\} u|$. It remains to control $|u^T \{n^{-1}(1 - E) X_M^T X_M\} u|$ for each direction $u \in \mathcal{N}$. Let $X_{i,M}$ be the i -th row of X_M . Condition 4.2 ensures that

$$E\{(X_{i,M}^T u)^4\} \leq m_4 \{E(X_{i,M}^T u)^2\}^2 = m_4 \{u^T E(X_{i,M}^T X_{i,M}) u\}^2 \leq m_4 \bar{\lambda}^2.$$

Moreover, since $|X_{i,M}^T u| \leq \|X_{i,M}\|_\infty \|u\|_1 \leq b_X \sqrt{m}$, we have

$$E\{(X_{i,M}^T u)^{2k}\} = E\{(X_{i,M}^T u)^4 \cdot (X_{i,M}^T u)^{2(k-2)}\} \leq m_4 \bar{\lambda}^2 (b_X^2 m)^{k-2}.$$

Applying the Bernstein's inequality in Lemma S 1.8, with probability at least $1 - e^{-t}$,

$$|u^T \{n^{-1}(1 - E) X_M^T X_M\} u| = \left| \frac{1}{n} \sum_{i=1}^n (1 - E)(X_{i,M}^T u)^2 \right| \leq \bar{\lambda} \sqrt{\frac{2m_4 t}{n}} + b_X^2 \frac{mt}{n}.$$

Taking the union bound over $u \in \mathcal{N}$ yields

$$P \left\{ 2 \max_{u \in \mathcal{N}} \left| \frac{1}{n} \sum_{i=1}^n (1 - E)(X_{i,M}^T u)^2 \right| > 2\bar{\lambda} \sqrt{\frac{2m_4 t}{n}} + 2b_X^2 \frac{mt}{n} \right\} < 9^m e^{-t}.$$

The above bound holds for any given M with $m = |M|$. Taking another union bound over all subset M satisfying $|M| \leq b_n$ yields

$$P \left\{ \min_{M: |M| \leq b_n} \lambda_{\min}(n^{-1} X_M^T X_M) \leq -2\bar{\lambda} \sqrt{\frac{2m_4 t}{n}} - 2b_X^2 \frac{mt}{n} + \lambda \right\} \leq \sum_{m=0}^{b_n} \binom{p}{m} 9^m e^{-t} \\ \leq \left(\frac{9ep}{b_n} \right)^{b_n} e^{-t}.$$

Finally, setting $t = b_n \log(9epb_n^{-1}) + \log(n)$ and under scaling condition $b_n^2 \log(p) = o(n)$, there exists some sufficiently large constant $C > 0$ with $n \geq Cb_n^2 \log(p)$ such that

$$\min_{M: |M| \leq b_n} \lambda_{\min}(n^{-1} X_M^T X_M) \geq -2\sqrt{2m_4} \bar{\lambda} \left(\frac{\log(n) + b_n \log(9epb_n^{-1})}{n} \right)^{1/2} \\ - 2b_n b_X^2 \frac{\log(n) + b_n \log(9epb_n^{-1})}{n} + \lambda \\ \geq \lambda/2,$$

with probability at least $1 - n^{-1}$. Assumption 2 follows by setting $\lambda_0 = \lambda/2$.

The proof of the consistency of $\hat{\sigma}_s^2$ relies on an extension of the previous argument from Fan et al. (2012) combined with the consistency of the naive variance estimator $\tilde{\sigma}_s^2 = n^{-1} \sum_{i=1}^n \hat{\omega}_i^2 (\hat{Z}_i - \tau X_i^T \hat{\theta})^2$. By the sure screening property as assumed in Condition 4.5, the refitted estimators admit the convergence rates $\sqrt{b_n/n}$ and b_n/\sqrt{n} under the ℓ_2 and ℓ_1 norms, respectively. Based on this observation, the extension of Fan et al. (2012)'s argument is a customary procedure but involves laborious calculations. Therefore we opt to omit it here. Turning to the naive variance estimator $\tilde{\sigma}_s^2 = n^{-1} \sum_{i=1}^n \hat{\omega}_i^2 \hat{e}_i^2$, recall that $\hat{e}_i = \hat{Z}_i - \tau X_i^T \hat{\theta}$ and $e_i = Z_i^* - \tau X_i^T \theta^*$, where $\hat{Z}_i = Z_i(\hat{\beta})$ and $Z_i^* = Z_i(\beta^*)$. We consider

$$|\tilde{\sigma}_s^2 - \sigma_s^2| = \left| \frac{1}{n} \sum_{i=1}^n \hat{\omega}_i^2 \hat{e}_i^2 - E(\omega_i^2 e_i^2) \right| \\ \leq \left| \frac{1}{n} \sum_{i=1}^n (\hat{\omega}_i^2 - \omega_i^2) \hat{e}_i^2 \right| + \left| \frac{1}{n} \sum_{i=1}^n \omega_i^2 (\hat{e}_i^2 - e_i^2) \right| + \left| \frac{1}{n} \sum_{i=1}^n (1 - E) e_i^2 \omega_i^2 \right|. \quad (\text{S 1.24})$$

To show that the first term $|n^{-1} \sum_{i=1}^n (\hat{\omega}_i^2 - \omega_i^2) \hat{e}_i^2| = o_p(1)$, it suffices to show that $\max_{i=1, \dots, n} |\hat{\omega}_i^2 - \omega_i^2| = o_p(1)$ and $n^{-1} \sum_{i=1}^n \hat{e}_i^2 = \mathcal{O}_p(1)$. Recall from Proposition 4.2 that $\|\hat{\gamma} - \gamma^*\|_1 = o_p(1)$ under the scaling condition $s_0^2 \log(p) = o(n)$. Since $\|\gamma^*\|_1$ is bounded and $\|X_i\|_\infty \leq b_X$, we have

$$\max_{i=1, \dots, n} |\hat{\omega}_i^2 - \omega_i^2| = \max_{i=1, \dots, n} |(\hat{\gamma} - \gamma^*)^T X_{i,-j} X_{i,-j}^T (\hat{\gamma} - \gamma^*) + 2\gamma^* X_{i,-j} X_{i,-j}^T (\hat{\gamma} - \gamma^*)| \\ \leq \|\hat{\gamma} - \gamma^*\|_1^2 \|X_{i,-j} X_{i,-j}^T\|_{\max} + 2\|\gamma^*\|_1 \|X_{i,-j} X_{i,-j}^T\|_{\max} \|\hat{\gamma} - \gamma^*\|_1 \\ = o_p(1).$$

We now show that $n^{-1} \sum_{i=1}^n \hat{e}_i^2 = \mathcal{O}_p(1)$. By the weak law of large numbers, $n^{-1} \sum_{i=1}^n e_i^2 \xrightarrow{p} E(e_i^2) = E\{\text{var}(\varepsilon_{i,-}|X_i)\} \leq \sigma_\varepsilon^2$. Consequently, we have $n^{-1} \sum_{i=1}^n e_i^2 = \mathcal{O}_p(1)$. We now show that the difference $|n^{-1} \sum_{i=1}^n (\hat{e}_i^2 - e_i^2)| = o_p(1)$. Let $\phi(t) = t\mathbb{1}(t \leq 0)$, $\zeta_i(\theta) = X_i^\top(\theta - \theta^*)$, and $\xi_i(\beta) = X_i^\top(\beta - \beta^*)$. Using the fact that $\hat{e}_i - e_i = \phi(\varepsilon_i - \xi_i(\hat{\beta})) - \phi(\varepsilon_i) + \tau\xi_i(\hat{\beta}) - \tau\zeta_i(\hat{\theta})$ and that $b^2 - a^2 = 2a(b - a) + (b - a)^2$, we obtain

$$\begin{aligned}
\left| \frac{1}{n} \sum_{i=1}^n (\hat{e}_i^2 - e_i^2) \right| &\leq \frac{1}{n} \sum_{i=1}^n |\hat{e}_i^2 - e_i^2| \\
&\leq \frac{1}{n} \sum_{i=1}^n \left(2|e_i| \cdot |\phi(\varepsilon_i - \xi_i(\hat{\beta})) - \phi(\varepsilon_i) + \tau\xi_i(\hat{\beta}) - \tau\zeta_i(\hat{\theta})| \right. \\
&\quad \left. + [\phi(\varepsilon_i - \xi_i(\hat{\beta})) - \phi(\varepsilon_i) + \tau\xi_i(\hat{\beta}) - \tau\zeta_i(\hat{\theta})]^2 \right) \\
&\leq \frac{1}{n} \sum_{i=1}^n \left(2|e_i| \{ (1 + \tau)|\xi_i(\hat{\beta})| + \tau|\zeta_i(\hat{\theta})| \} + \{ (1 + \tau)|\xi_i(\hat{\beta})| + \tau|\zeta_i(\hat{\theta})| \}^2 \right) \\
&\leq \frac{2}{n} \sum_{i=1}^n |e_i| \{ (1 + \tau)b_X \|\hat{\beta} - \beta^*\|_1 + \tau b_X \|\hat{\theta} - \theta^*\|_1 \} \\
&\quad + \{ (1 + \tau)b_X \|\hat{\beta} - \beta^*\|_1 + \tau b_X \|\hat{\theta} - \theta^*\|_1 \}^2 \\
&= o_p(1),
\end{aligned} \tag{S 1.25}$$

where the third inequality uses the Lipschitz property of $\phi(t)$; the fourth inequality follows from Condition 4.2 that $\|X_i\|_\infty$ is bounded; and the last equality follows from Theorem 4.1 and Proposition 4.1 that $\|\hat{\theta} - \theta^*\|_1 = o_p(1)$ and $\|\hat{\beta} - \beta^*\|_1 = o_p(1)$ under the scaling condition $s^2 \log(p) = o(n)$, and the fact that $n^{-1} \sum_{i=1}^n |e_i| = \mathcal{O}_p(1)$ since $n^{-1} \sum_{i=1}^n |e_i| \xrightarrow{p} E(|e_i|) \leq \sqrt{E(e_i^2)} \leq \sigma_\omega$. Combining the fact that $n^{-1} \sum_{i=1}^n e_i^2 = \mathcal{O}_p(1)$ and (S 1.25), we establish that $n^{-1} \sum_{i=1}^n \hat{e}_i^2 = \mathcal{O}_p(1)$.

The second term in (S 1.24) is $o_p(1)$ follows from Condition 4.4 that $\max_{i=1, \dots, n} |\omega_i|$ is bounded and from (S 1.25) that $|n^{-1} \sum_{i=1}^n (\hat{e}_i^2 - e_i^2)| = o_p(1)$. The third term in (S 1.24) is $o_p(1)$ follows from the weak law of large number. Finally, combining all three terms results in $\tilde{\sigma}_s^2 - \sigma_s^2 = o_p(1)$, as desired. \square

S 2 Proof of Technical Lemmas

S 2.1 Proof of Lemma S 1.1

After a change of variable $\delta = \beta - \beta^*$, we have $e_i(\beta) = \phi(\varepsilon_i - X_i^\top \delta) + \tau X_i^\top \delta + \tau X_i^\top (\beta^* - \theta^*)$, where $\phi(t) = t\mathbb{1}(t \leq 0)$ is a 1-Lipschitz continuous function. Then,

$$\frac{1}{n} \sum_{i=1}^n (1 - E)\{e_i(\beta) - e_i\} X_i = \frac{1}{n} \sum_{i=1}^n (1 - E)\{\phi(\varepsilon_i - X_i^\top \delta) - \phi(\varepsilon_i) + \tau X_i^\top \delta\} X_i.$$

For each l , define the random process $\mathcal{R}_l(\delta) = n^{-1} \sum_{i=1}^n (1 - E)\{\phi(\varepsilon_i - X_i^\top \delta) - \phi(\varepsilon_i) + \tau X_i^\top \delta\} X_{i,l}$. The key is to bound the supremum $\sup_{\delta \in \mathbb{B}_1(r_1)} |\mathcal{R}_l(\delta)|$ for each l , followed by taking

the union bound over $l = 1, \dots, p$.

Fix l , we can rewrite \mathcal{R}_l as $\mathcal{R}_l(\delta) = n^{-1} \sum_{i=1}^n (1 - E)\{r_l(\delta; \varepsilon_i, X_i)\}$. Let $\partial_{u_i} r_l$ denote the derivative of $r_l(\delta; \varepsilon_l, X_l)$ with respect to $u_i = X_i^T \delta$. By the chain rule, $\partial_{u_i} r_l(\delta; \varepsilon_l, X_l) = \{\tau - \mathbb{1}(\varepsilon_l \leq X_l^T \delta)\} X_{i,l}$. Under Condition 4.2, for any sample (ε_i, X_i) and parameters δ, δ' , we have

$$\begin{aligned} |r_l(\delta; \varepsilon_i, X_i) - r_l(\delta'; \varepsilon_i, X_i)| &= |X_i^T \delta - X_i^T \delta'| |\partial_{u_i} r_l(\tilde{\delta}; \varepsilon_l, X_l)| \\ &\leq |X_{i,l}| |X_i^T \delta - X_i^T \delta'| \leq b_X |X_i^T \delta - X_i^T \delta'|. \end{aligned}$$

where $\tilde{\delta}$ is between δ and δ' . Next we control $|\mathcal{R}_l(\delta)|$ uniformly over an ℓ_1 -ball with fixed radius. Given $r_1 > 0$, define the random variable

$$A_l(r_1) = \frac{n}{4b_X r_1} \sup_{\delta \in \mathbb{B}_1(r_1)} |\mathcal{R}_l(\delta)|.$$

For any $t > 0$, using Chernoff's inequality gives

$$P\{A_l(r_1) \geq t\} \leq \exp \left[- \sup_{\lambda \geq 0} \{\lambda t - \log E[e^{\lambda A_l(r_1)}]\} \right]. \quad (\text{S 2.1})$$

For the exponential moment $E[e^{\lambda A_l(r_1)}]$, applying first Rademacher symmetrization Lemma S 1.9, and then the Ledoux-Talagrand contraction inequality Lemma S 1.10, we obtain that

$$\begin{aligned} E[e^{\lambda A_l(r_1)}] &\leq E \left[\exp \left\{ 2\lambda \sup_{\delta \in \mathbb{B}_1(r_1)} \left| \frac{1}{4b_X r_1} \sum_{i=1}^n \varepsilon_i r_l(\delta; \varepsilon_i, X_i) \right| \right\} \right] \\ &\leq E \left[\exp \left\{ \frac{\lambda}{r_1} \sup_{\delta \in \mathbb{B}_1(r_1)} \left| \sum_{i=1}^n \varepsilon_i X_i^T \delta \right| \right\} \right] \\ &\leq E \left\{ \exp \left(\lambda \left\| \sum_{i=1}^n \varepsilon_i X_i \right\|_{\infty} \right) \right\}, \end{aligned}$$

where $\varepsilon_1, \dots, \varepsilon_n$ are independent Rademacher random variables. Define $\bar{X}_i = (\bar{X}_{i,1}, \dots, \bar{X}_{i,2p})^T = (X_i^T, -X_i^T)^T \in \mathbb{R}^{2p}$, so that $\left\| \sum_{i=1}^n \varepsilon_i X_i \right\|_{\infty} = \max_{1 \leq l \leq 2p} \sum_{i=1}^n \varepsilon_i \bar{X}_{i,l}$. Since ε_i is symmetric, $E\{(\varepsilon_i X_{i,l})^k\} = 0$ if k is odd, and $E\{(\varepsilon_i X_{i,l})^k\} = E(X_{i,l}^k) \leq b_X^{k-2} \sigma_{ll} \leq \frac{k!}{2} \sigma_{ll} (b_X/3)^{k-2}$ if $k \geq 4$ is even. By Bernstein's inequality (see, e.g., Theorem 2.10 in Boucheron et al. (2013)), it can be shown that for any $0 < \lambda < 1/c_X$ with $c_X = b_X/3$,

$$\log \{E(e^{\lambda \sum_{i=1}^n \varepsilon_i X_{i,l}})\} \leq \frac{n\sigma_{ll}\lambda^2}{2(1 - c_X\lambda)}.$$

This further implies

$$\log \{E(e^{\lambda A_l(r_1)})\} \leq \log \left\{ E \left(\sum_{l=1}^{2p} e^{\lambda \sum_{i=1}^n \varepsilon_i \bar{X}_{i,l}} \right) \right\} \leq \log(2p) + \frac{n\sigma_X^2 \lambda^2}{2(1 - c_X\lambda)}.$$

For any $t > 0$, using the above bound and equation (2.5) from Boucheron et al. (2013) we obtain

$$\begin{aligned} & \sup_{\lambda \geq 0} \left(\lambda t - \log E[e^{\lambda A_l(r_1)}] \right) \\ & \geq -\log(2p) + \sup_{0 < \lambda < 1/c_X} \left\{ \lambda t - \frac{n\sigma_X^2 \lambda^2}{2(1 - c_X \lambda)} \right\} = -\log(2p) + \frac{n\sigma_X^2}{c_X^2} h_1(c_X t / n\sigma_X^2), \end{aligned}$$

where $h_1(u) = 1 + u - \sqrt{1 + 2u}$ is an increasing function from $(0, \infty)$ onto $(0, \infty)$ with inverse function $h_1^{-1}(u) = u + \sqrt{2u}$. Substituting this into (S 2.1) yields

$$P\{A_l(r_1) \geq t\} \leq \exp \left\{ \log(2p) - \frac{n\sigma_X^2}{c_X^2} h_1 \left(\frac{c_X t}{n\sigma_X^2} \right) \right\},$$

or equivalently, for every $u > 0$,

$$P\{A_l(r_1) \geq c_X u + \sigma_X (2nu)^{1/2}\} \leq 2pe^{-u}.$$

This proves the claimed bound by taking the union bound over $l = 1, \dots, p$. If we replace X_i with $X_{i,-j}$ in (S 1.4), the same bound still holds by simply taking union bound over $l = 1, \dots, j-1, j+1, \dots, p$.

When X_i is replaced by ω_i , the same bound holds under Condition 4.4 without requiring the second union bound (over l). \square

S 2.2 Proof of Lemma S 1.2

Note that $\|E\{e_i(\beta)W_i\}\|_2 = \sup_{u \in \mathbb{S}^{p-1}} |E\{e_i(\beta)W_i^T u\}|$. Recall that the conditional CDF $F = F_{\varepsilon_i|X_i}$ of ε_i given X_i is continuously differentiable with $f = F'$. Again, let E_{X_i} be the conditional expectation given X_i . For $\beta \in \mathbb{R}^p$ and $u \in \mathbb{S}^{p-1}$, define $\Delta_i = \Delta_i(\beta) = X_i^T(\beta - \beta^*)$ and

$$\begin{aligned} E_i(\beta) &= E_{X_i}\{e_i(\beta)\} = E_{X_i}\{(\varepsilon_i - \Delta_i)\mathbb{1}(\varepsilon_i \leq \Delta_i)\} + \tau X_i^T(\beta - \theta^*) \\ &= \int_{-\infty}^{\Delta_i} (t - \Delta_i) f(t) dt + \tau X_i^T(\beta - \theta^*). \end{aligned}$$

From above we know that $E_i(\beta^*) = E_{X_i}(e_i) = 0$. Then, by the fundamental theorem of calculus we have

$$E_i(\beta) = E_i(\beta) - E_i(\beta^*) = \int_0^1 \nabla E_i\{\beta^* + t(\beta - \beta^*)\}^T (\beta - \beta^*) dt,$$

where $\nabla E_i(\beta) = -X_i \int_{-\infty}^{\Delta_i} f(t) dt + \tau X_i = \{\tau - F(\Delta_i)\} X_i$. For $t \in [0, 1]$, write $\beta_t = \beta^* + t(\beta - \beta^*)$ so that $X_i^T(\beta_t - \beta^*) = t\Delta_i$ and $\nabla E_i\{\beta^* + t(\beta - \beta^*)\}^T (\beta - \beta^*) = \{\tau - F(t\Delta_i)\} \Delta_i$. Condition 4.1 ensures $|\tau - F(t\Delta_i)| \leq f_u \cdot t|\Delta_i|$ almost surely. Putting together the pieces, we have

$$E_{X_i}\{e_i(\beta)\} \leq \int_0^1 f_u t \delta_i^2 dt \leq \frac{1}{2} f_u \Delta_i^2. \quad (\text{S 2.2})$$

We conclude that for any $\beta \in \beta^* + \mathbb{B}_\Sigma(r_0)$,

$$\begin{aligned}
|E\{e_i(\beta)W_i^T u\}| &= \left| E[E_{X_i}\{e_i(\beta)\}W_i^T u] \right| \\
&\leq \frac{1}{2}f_u E(\Delta_i^2 |W_i^T u|) \\
&\leq \frac{1}{2}f_u E \left[\frac{\{W_i^T \Sigma^{1/2}(\beta - \beta^*)\}^2}{\|\Sigma^{1/2}(\beta - \beta^*)\|_2^2} |W_i^T u| \right] \|\Sigma^{1/2}(\beta - \beta^*)\|_2^2 \\
&\leq \frac{1}{2}f_u r_0^2 E(|W_i^T u|^3)
\end{aligned}$$

Taking the supremum over $u \in \mathbb{S}^{p-1}$ yields $\sup_{u \in \mathbb{S}^{p-1}} |E\{e_i(\beta)W_i^T u\}| \leq \frac{1}{2}f_u m_3 r_0^2$. The same bounds hold for $\|E\{e_i(\beta)W_{i,-j}\}\|_2$ since

$$\begin{aligned}
\|E\{e_i(\beta)W_{i,-j}\}\|_2 &= \sup_{u \in \mathbb{S}^{p-2}} |E\{e_i(\beta)W_{i,-j}^T u\}| \\
&\leq \sup_{u=(u_1, \dots, u_{p-1}) \in \mathbb{S}^{p-2}} |E\{e_i(\beta)W_i^T(u_1, \dots, u_{j-1}, 0, u_j, \dots, u_{p-1})\}| \\
&\leq \sup_{u \in \mathbb{S}^{p-1}} |E\{e_i(\beta)W_i^T u\}|,
\end{aligned}$$

where $\tilde{u} \in \mathbb{S}^{p-1}$ is $u \in \mathbb{S}^{p-2}$ concatenate 0 in the j -th element.

Similarly, using (S 2.2), we conclude that for any $\beta \in \beta^* + \mathbb{B}_\Sigma(r_0)$,

$$|E\{e_i(\beta)\omega_i\}| \leq \frac{1}{2}f_u E(\Delta_i^2 \omega_i) \leq \frac{1}{2}f_u r_0^2 b_X,$$

as desired. □

S 2.3 Proof of Lemma S 1.3

Note that $\|n^{-1} \sum_{i=1}^n e_i X_i\|_\infty = \max_{1 \leq l \leq p} |n^{-1} \sum_{i=1}^n e_i X_{i,l}|$. By Conditions 4.1 and 4.2,

$$\begin{aligned}
E(e_i X_{i,l})^2 &\leq E[X_{i,l}^2 E\{(e_i)^2 | X_i\}] = E\{X_{i,l}^2 \text{var}(\varepsilon_{i,-} | X_i)\} \leq \sigma_\varepsilon^2 \sigma_u \leq \sigma_\varepsilon^2 \sigma_X^2, \\
E(|e_i X_{i,l}|^k) &\leq E\{E(e_i^2 | X_i) X_{i,l}^2 \cdot E(|e_i|^{k-2} | X_i) |X_{i,l}|^{k-2}\} \leq 2k! \sigma_\varepsilon^2 \sigma_X^2 (2b_\varepsilon b_X)^{k-2}
\end{aligned}$$

for any integer $k \geq 3$, where the last inequality follows from the fact that $E(|e_i|^k | X_i) \leq 2^{k-1} \{E(|\varepsilon_{i,-}|^k | X_i) + E(|\varepsilon_{i,-}|^k)\} \leq 2^k E(|\varepsilon_{i,-}|^k) \leq 2k! \sigma_\varepsilon^2 (2b_\varepsilon)^{k-2}$. Then, taking $v = n\sigma_\varepsilon^2 \sigma_X^2$, $c = 2b_\varepsilon b_X$ and $t = u$ in Lemma S 1.8, we obtain that for any $u \geq 0$,

$$\left| \frac{1}{n} \sum_{i=1}^n e_i X_{i,l} \right| \leq \sigma_\varepsilon \sigma_X \sqrt{\frac{2u}{n}} + 2b_\varepsilon b_X \frac{u}{n}$$

holds with probability at least $1 - 2e^{-u}$. The claimed bounds follow by taking the union bound over $l = 1, \dots, p$ and $l = 1, \dots, j-1, j+1, \dots, p$, respectively.

Tuning to $\|n^{-1} \sum_{i=1}^n \omega_i X_{i,-j}\|_\infty$, for each $l \neq j$, applying Hoeffding's inequality yields

$$\left| \frac{1}{n} \sum_{i=1}^n \omega_i X_{i,l} \right| \leq b_X^2 \sqrt{\frac{2t}{n}}$$

with probability at least $1 - 2e^{-t}$. Taking the union bound over $l = 1, \dots, j-1, j+1, \dots, p$ proves the claim. \square

S 2.4 Proof of Lemma S 1.4

After a change of variable $w = \delta/\|\delta\|_\Sigma$, it is equivalent to lower bound $n^{-1} \sum_{i=1}^n (X_i^\top w)^2$ uniformly over $w \in \partial\mathbb{B}_\Sigma(1) \cap \mathbb{B}_1(l_1)$. For some $R > 0$ to be determined, we apply a truncation argument complemented with a smoothing method as follows. Define the function

$$\varphi_R(u) = u^2 \mathbb{1}(|u| \leq R) + (u - 2R)^2 \mathbb{1}(R < u \leq 2R) + (u + 2R)^2 \mathbb{1}(-2R \leq u < -R),$$

which is $(2R)$ -Lipschitz and satisfies $u^2 \mathbb{1}(|u| \leq R) \leq \varphi_R(u) \leq u^2 \mathbb{1}(|u| \leq 2R)$. It follows that

$$\begin{aligned} \frac{1}{n} \sum_{i=1}^n (X_i^\top w)^2 &\geq \frac{1}{n} \sum_{i=1}^n (X_i^\top w)^2 \mathbb{1}(|X_i^\top w| \leq 2R) \\ &\geq \frac{1}{n} \sum_{i=1}^n (1 - E)\{\varphi_R(X_i^\top w)\} + E\{\varphi_R(X_i^\top w)\} \\ &\geq E\{(X_i^\top w)^2 \mathbb{1}(|X_i^\top w| \leq R)\} - \frac{1}{n} \sum_{i=1}^n \{E\{\varphi_R(X_i^\top w)\} - \varphi_R(X_i^\top w)\}. \end{aligned} \quad (\text{S } 2.3)$$

For the truncated second moment $E\{(X_i^\top w)^2 \mathbb{1}(|X_i^\top w| \leq R)\}$,

$$E\{(X_i^\top w)^2 \mathbb{1}(|X_i^\top w| \leq R)\} \geq 1 - \frac{1}{R^2} E\{(X_i^\top w)^4\} \geq 1 - \frac{m_4}{R^2} \geq \frac{3}{4} \quad (\text{S } 2.4)$$

as long as $R \geq 2m_4^{1/2}$.

Next, for every $w \in \partial\mathbb{B}_\Sigma(1) \cap \mathbb{B}_1(l_1)$, define the function $f_i(x) = E\{\varphi_R(X_i^\top w)\} - \varphi_R(x^\top w)$ for $x \in \mathbb{R}^p$, satisfying $E\{f_i(X_i)\} = 0$, $E\{f_i^2(X_i)\} \leq m_4$, and $\sup_{w \in \partial\mathbb{B}_\Sigma(1) \cap \mathbb{B}_1(l_1)} \sup_{x \in \mathbb{R}^p} f_i(x) \leq 1$. Then, applying Theorem 7.3 in Bousquet (2003) to $A_R(l_1) = \sup_{w \in \partial\mathbb{B}_\Sigma(1) \cap \mathbb{B}_1(l_1)} n^{-1} \sum_{i=1}^n f_i(X_i)$ yields that for any $t \geq 0$,

$$P\left[A_R(l_1) \geq E\{A_R(l_1)\} + \sqrt{\frac{2m_4 t}{n} + E\{A_R(l_1)\} \frac{4t}{n} + \frac{t}{3n}}\right] \leq e^{-t}. \quad (\text{S } 2.5)$$

It remains to bound $E\{A_R(l_1)\}$. Since $\varphi_R(\cdot)$ is $(2R)$ -Lipschitz, $\varphi_R(X_i^\top w)$ is $(2R)$ -Lipschitz continuous in $X_i^\top w$. That is, for any sample X_i and parameters $w, w' \in \mathbb{R}^p$, we have

$$|\varphi_R(X_i^\top w) - \varphi_R(X_i^\top w')| \leq 2R|X_i^\top w - X_i^\top w'|.$$

Hence, by Lemma S 1.9 (Rademacher symmetrization) and Lemma S 1.10 (the contraction in-

equality for Rademacher averages),

$$\begin{aligned} E\{A_R(l_1)\} &\leq 2E\left\{\sup_{w \in \mathbb{B}_1(l_1)} \frac{1}{n} \sum_{i=1}^n \epsilon_i \cdot \varphi_R(X_i^\top w)\right\} \\ &\leq 4R \cdot E\left\{\sup_{w \in \mathbb{B}_1(l_1)} \frac{1}{n} \sum_{i=1}^n \epsilon_i X_i^\top w\right\} \leq 4Rl_1 \cdot E\left\|\frac{1}{n} \sum_{i=1}^n \epsilon_i X_i\right\|_\infty, \end{aligned}$$

where $\epsilon_1, \dots, \epsilon_n$ are independent Rademacher random variables. Arguing as in the proof of Lemma S 1.1, let $\bar{X}_i = (\bar{X}_{i,1}, \dots, \bar{X}_{i,2p})^\top = (X_i^\top, -X_i^\top)^\top \in \mathbb{R}^{2p}$, so that $\|\sum_{i=1}^n \epsilon_i X_i\|_\infty = \max_{1 \leq l \leq 2p} \sum_{i=1}^n \epsilon_i \bar{X}_{i,l}$. For each $l \in \{1, \dots, p\}$ and $\lambda \in (0, 3/b_X)$, we have shown that

$$\log \{E(e^{\lambda \sum_{i=1}^n \epsilon_i X_{i,l}})\} \leq \frac{n\sigma_X^2 \lambda^2}{2(1 - b_X \lambda/3)}.$$

This together with Theorem 2.5 and Corollary 2.6 in Boucheron et al. (2013) implies

$$E\left\|\sum_{i=1}^n \epsilon_i X_i\right\|_\infty \leq \sigma_X \sqrt{2n \log(2p)} + \frac{b_X}{3} \log(2p).$$

Taking $R = 2m_4^{1/2}$ in the previous two moment inequalities, we obtain

$$E\{A_R(l_1)\} \leq 8m_4^{1/2} l_1 \left\{ \sigma_X \sqrt{\frac{2 \log(2p)}{n}} + b_X \frac{\log(2p)}{3n} \right\}.$$

Combining this with (S 2.3), (S 2.4) and (S 2.5), we conclude that with probability at least $1 - e^{-t}$,

$$\begin{aligned} \frac{1}{n} \sum_{i=1}^n (X_i^\top w)^2 &\geq \frac{3}{4} - E\{A_R(l_1)\} - \sqrt{\frac{2m_4 t}{n} + 2E\{A_R(l_1)\} \frac{2t}{n}} - \frac{t}{3n} \\ &\geq \frac{3}{4} - E\{A_R(l_1)\} - \sqrt{\frac{2m_4 t}{n}} - \sqrt{2E\{A_R(l_1)\} \frac{2t}{n}} - \frac{t}{3n} \\ &\geq \frac{3}{4} - E\{A_R(l_1)\} - \sqrt{\frac{2m_4 t}{n}} - \frac{1}{2} \left[\frac{1}{4} \cdot 2E\{A_R(l_1)\} + 4 \cdot \frac{2t}{n} \right] - \frac{t}{3n} \\ &\geq \frac{3}{4} - 10m_4^{1/2} l_1 \left\{ \sigma_X \sqrt{\frac{2 \log(2p)}{n}} + b_X \frac{\log(2p)}{3n} \right\} - (2m_4)^{1/2} \sqrt{\frac{t}{n}} - 4.4 \frac{t}{n} \end{aligned}$$

holds uniformly over $w \in \partial \mathbb{B}_\Sigma(1) \cap \mathbb{B}_1(l_1)$. This establishes the claim. The same argument can be established for replacing X_i with $X_{i,-j}$, and Σ with $\Sigma_{i,-j}$. \square

S 2.5 Proof of Lemma S 1.5

For each $O_i = (X_i^\top, \epsilon_i)^\top \in \mathbb{R}^{p+1}$ (with $\epsilon_i = Y_i - X_i^\top \beta^*$) and $\delta \in \mathbb{R}^p$, define the loss difference $d(\delta; O_i) = \rho_\tau(\epsilon_i - X_i^\top \delta) - \rho_\tau(\epsilon_i)$ so that $\mathcal{D}(\delta) = n^{-1} \sum_{i=1}^n d(\delta; O_i)$. By the $\bar{\tau}$ -Lipschitz continuity of $\rho_\tau(\cdot)$, it is easy to see that $d(\delta; O_i)$ is $\bar{\tau}$ -Lipschitz continuous in $X_i^\top \delta$, where $\bar{\tau} = \max(\tau, 1 - \tau)$.

Given $r_0, l_1 > 0$, define the random quantity $\Delta = \Delta(r_0, l_1) = \sup_{\delta \in \mathcal{C}(l_1) \cap \mathbb{B}_\Sigma(r_0)} n \{\mathcal{D}(\delta) -$

$\hat{\mathcal{D}}(\delta)\}/(4\bar{\tau}l_1r_0)$. For some constant $c > 0$ to be specified, using Chernoff's inequality gives

$$P(\Delta \geq y) \leq \exp \left[- \sup_{\lambda \in (0, c)} \{ \lambda y - \log E(e^{\lambda \Delta}) \} \right], \quad (\text{S } 2.6)$$

valid for any $y > 0$. The key is to bound the exponential moment $E(e^{\lambda \Delta})$. Note that every $\delta \in \mathcal{C}(l_1) \cap \mathbb{B}_\Sigma(r_0)$ satisfies $\|\delta\|_1 \leq l_1 r_0$. By Rademacher symmetrization and the Ledoux-Talagrand contraction inequality for Rademacher processes, we obtain

$$\begin{aligned} E(e^{\lambda \Delta}) &\leq E \left[\exp \left\{ 2\lambda \sup_{\delta \in \mathcal{C}(l_1) \cap \mathbb{B}_\Sigma(r_0)} \frac{1}{4\bar{\tau}l_1r_0} \sum_{i=1}^n \epsilon_i \cdot d(\delta; O_i) \right\} \right] \\ &\leq E \left\{ \exp \left(\frac{\lambda}{l_1 r_0} \sup_{\delta \in \mathcal{C}(l_1) \cap \mathbb{B}_\Sigma(r_0)} \sum_{i=1}^n \epsilon_i X_i^\top \delta \right) \right\} \leq E \left\{ \exp \left(\lambda \left\| \sum_{i=1}^n \epsilon_i X_i \right\|_\infty \right) \right\}, \end{aligned}$$

where $\epsilon_1, \dots, \epsilon_n$ are independent Rademacher random variables. The rest of the proof is almost identical to that of Lemma S 1.1. Write $\bar{X}_i = (\bar{X}_{i,1}, \dots, \bar{X}_{i,2p})^\top = (X_i^\top, -X_i^\top)^\top \in \mathbb{R}^{2p}$, so that $\left\| \sum_{i=1}^n \epsilon_i X_i \right\|_\infty = \max_{1 \leq l \leq 2p} \sum_{i=1}^n \epsilon_i \bar{X}_{i,l}$. Then, for any $0 < \lambda < 1/c_X$ with $c_X = b_X/3$,

$$\begin{aligned} \log E(e^{\lambda \Delta}) &\leq \log E \left\{ \exp \left(\lambda \left\| \sum_{i=1}^n \epsilon_i X_i \right\|_\infty \right) \right\} \\ &\leq \log \left\{ \sum_{l=1}^{2p} E(e^{\lambda \sum_{i=1}^n \epsilon_i \bar{x}_{i,l}}) \right\} \\ &\leq \log(2p) + \frac{n\sigma_X^2 \lambda^2}{2(1 - c_X \lambda)}. \end{aligned}$$

Substituting this exponential moment inequality into (S 2.6) yields that for any $u > 0$,

$$P\{\Delta \geq c_X u + \sigma_X (2nu)^{1/2}\} \leq 2pe^{-u}.$$

□

S 2.6 Proof of Lemma S 1.6

Note that for each $l \in \{1, \dots, p\}$, $|\mathbb{1}(\epsilon_i \leq 0) - \tau| \cdot |X_{i,l}| \leq \bar{\tau}b_X$ and $E[\{\mathbb{1}(\epsilon_i \leq 0) - \tau\}^2 X_{i,l}^2] \leq \tau(1 - \tau)\sigma_u$. Then, by Lemma S 1.8 Bernstein's inequality, taking $c = \bar{\tau}b_X/3$ and $v = n\tau(1 - \tau)\sigma_X^2$,

$$\left\| \frac{1}{n} \sum_{i=1}^n \{\mathbb{1}(\epsilon_i \leq 0) - \tau\} X_{i,l} \right\| \leq \sqrt{2\tau(1 - \tau)\sigma_X} \sqrt{\frac{u}{n}} + \bar{\tau}b_X \frac{u}{3n}, \quad (\text{S } 2.7)$$

with probability at least $1 - 2e^{-u}$. The claimed bound follows from taking union bound over $l = 1, \dots, p$. □

S 3 Additional Simulations

All codes can be found at https://github.com/shushuzh/ES_highD.

S 3.1 Simulations on BIC

We present numerical results comparing the proposed two-step approach with BIC-based and CV-based tuning approaches in Table 3 and Table 4 under the same settings as the manuscript. From Table 3, BIC tends to select a larger tuning parameter λ than CV, thus resulting in smaller false positives and larger estimation errors for true positives. From Table 4, while the two-step estimator is more biased with BIC, the debiased estimator has a negligible bias for both BIC and CV, and the coverage probabilities are close to nominal levels for both BIC and CV across different quantile levels.

Table 3: Numerical comparisons of the two-step with CV or BIC, refitted two-step with CV or BIC, and oracle two-step methods under Model (5.1) with $(s, p) = (10, 1000)$, $n = \lceil 50s/\tau \rceil$, and covariates $X_i = |z_i|$ where $z_i \sim N\{0, \Sigma = (0.8^{|j-k|})_{1 \leq j, k \leq p}\}$. Estimation errors under the relative ℓ_2 -norm, the false positive rate, averaged over 500 replications, are reported. The true positive rates are all one. The largest standard error is 0.003 for Error (FP), 0.001 for Error (P), 0.001 for FPR with CV, and 2×10^{-5} for FPR with BIC in the table.

τ	Methods	CV			BIC		
		Error (P)	Error (FP)	FPR ($\times 10^{-4}$)	Error (P)	Error (FP)	FPR ($\times 10^{-4}$)
0.05	two-step	0.085	0.029	185	0.093	0.002	2.162
	two-step+refitted	0.074	0.149	185	0.072	0.012	2.162
	two-step oracle	0.078	0	NA	0.078	0	NA
0.10	two-step	0.088	0.031	175	0.098	0.002	2.485
	two-step+refitted	0.078	0.154	175	0.075	0.014	2.485
	two-step oracle	0.082	0	NA	0.082	0	NA
0.20	two-step	0.096	0.033	182	0.105	0.003	2.606
	two-step+refitted	0.085	0.166	182	0.081	0.015	2.606
	two-step oracle	0.087	0	NA	0.087	0	NA

Error (P): relative ℓ_2 -error on the support, i.e., $\|\hat{\theta}_{S_e^*} - \theta_{S_e^*}^*\|_2 / \|\theta^*\|_2$. Error (FP): relative ℓ_2 -error on the false positives, i.e., $\|\hat{\theta}_{(S_e^*)^c} - \theta_{(S_e^*)^c}^*\|_2 / \|\theta^*\|_2$. Here $S_e^* = (1, \dots, s)$ and $(S_e^*)^c = (s + 1, \dots, p)$. FPR: false positive rate.

S 3.2 Large p

We have performed additional numerical studies with the same data-generating procedure as in Equation (5.1) in the manuscript with $p = 2n$. Specifically, we consider the case when $p = 2n$, $s = 10$, $n = \lceil \lceil 25s/\tau \rceil \rceil$, covariates $X_i = |z_i|$ where $z_i \sim \mathcal{N}(0, \Sigma = (0.8^{|j-k|})_{1 \leq j, k \leq p})$. The results for $\tau = \{0.05, 0.10, 0.20\}$, averaged over 500 replications, are presented in Table 5 and 6 of this response file. We see that the results are very similar to results presented in the main manuscript for $p = 1000$.

Table 4: Estimation and inference on θ_2^* under Model (5.1) with $(s, p) = (10, 1000)$, $n = \lceil 50s/\tau \rceil$, $\tau \in \{0.05, 0.1, 0.2\}$, and covariates $X_i = |z_i|$ where $z_i \sim \mathcal{N}(0, \Sigma = (0.8^{|j-k|})_{1 \leq j, k \leq p})$. The biases, squared errors of the five estimators, and coverage probabilities of the 95% confidence interval of the two-step approach with CV and BIC, averaged over 500 replications, are reported. The largest standard error is 0.005 for the bias and mean squared error and 0.01 for the coverage probability in the table.

		Bias ($\times 10^{-2}$)/ MSE ($\times 10^{-2}$)	CV			BIC		
τ	θ_2^*		Bias ($\times 10^{-2}$)/MSE ($\times 10^{-2}$)		Inference	Bias ($\times 10^{-2}$)/MSE ($\times 10^{-2}$)		Inference
		two-step oracle	two-step	debiased two-step	coverage probability	two-step	debiased two-step	coverage probability
0.05	1.312	0.0/0.8	-8.1/1.4	1.3/0.7	0.94	-82.0/68.9	1.7/0.7	0.95
0.10	1.415	0.1/0.9	-8.8/1.6	1.8/0.8	0.97	-88.0/79.0	2.4/0.8	0.96
0.20	1.533	0.8/1.2	-9.5/2.0	2.8/1.1	0.95	-91.7/86.5	3.6/1.1	0.95

Bias: $M^{-1} \sum_{m=1}^M \{\hat{\theta}^{(m)} - \theta_2^*\}$, where $\hat{\theta}^{(m)}$ denotes a generic expected shortfall regression estimator.
MSE: $M^{-1} \sum_{m=1}^M \{\hat{\theta}^{(m)} - \theta_2^*\}^2$. Here M is the number of replications, which is set as 500.

Table 5: Numerical comparisons of the two-step, refitted two-step, and oracle two-step methods under the linear heteroscedastic model (5.1) with $s = 10$, $n = \lceil 25s/\tau \rceil$, $p = 2n$ and $\tau \in \{0.05, 0.1, 0.2\}$. Estimation errors under the relative ℓ_2 -norm, the false positive rate, averaged over 500 replications, are reported. The true positive rates are all one. The largest standard error is 0.003 for Error (FP) and 0.001 for Error (P) and FPR in the table.

Covariates $X_i = z_i $ where $z_i \sim \mathcal{N}(0, \Sigma = (0.8^{ j-k })_{1 \leq j, k \leq p})$						
n	p	τ	Methods	Error (P)	Error (FP)	FPR
5000	10000	0.05	two-step	0.123	0.038	0.002
			two-step+refitted	0.100	0.271	0.002
			two-step oracle	0.111	0.0	NA
2500	5000	0.10	two-step	0.127	0.043	0.005
			two-step+refitted	0.106	0.268	0.005
			two-step oracle	0.117	0.0	NA
1250	2500	0.20	two-step	0.134	0.048	0.009
			two-step+refitted	0.118	0.257	0.009
			two-step oracle	0.125	0.0	NA

Error (P): relative ℓ_2 -error on the support, i.e., $\|\hat{\theta}_{S_e^*} - \theta_{S_e^*}^*\|_2 / \|\theta^*\|_2$. Error (FP): relative ℓ_2 -error on the false positives, i.e., $\|\hat{\theta}_{(S_e^*)^c} - \theta_{(S_e^*)^c}^*\|_2 / \|\theta^*\|_2$. Here $S_e^* = (1, \dots, s)$ and $(S_e^*)^c = (s + 1, \dots, p)$. FPR: false positive rate.

S 3.3 Sensitivity Analysis

We now investigate whether the proposed method is sensitive to the magnitude of the signal strengths. To this end, we construct the same simulation setting as described in Section 5.1 with different signals by multiplying γ^* by $c \in \{0.4, 0.6, 0.8, 1.0\}$. Results, averaged over 500 replications, for the case when $\tau = 0.2$ are reported in Table 7. From Table 7, we see even when the true expected shortfall parameters are as small as 0.333 and 0.4, the ℓ_1 -penalized expected shortfall regression has TPR and FPR that are close to one and zero, respectively. While the relative estimation error increases when the signal gets weaker, i.e., for smaller c , it is still within a reasonable range compared to the oracle method.

Next, we compare the proposed ℓ_1 -penalized expected shortfall regression to the ℓ_1 -penalized

Table 6: Estimation and inference on θ_2^* under the linear heteroscedastic model (5.1) with $s = 10$, $n = \lceil 25s/\tau \rceil$, $p = 2n$ and $\tau \in \{0.05, 0.1, 0.2\}$. The biases, squared errors of the four methods, and coverage probabilities of the 95% confidence interval, averaged over 500 replications, are reported. The largest standard error is 0.005 for the bias and mean squared error and 0.01 for the coverage probability in the table.

Covariates $X_i = z_i $ where $z_i \sim \mathcal{N}(0, \Sigma = (0.8^{ j-k })_{1 \leq j, k \leq p})$							
				Bias ($\times 10^{-2}$)/MSE ($\times 10^{-2}$)			Inference
n	p	τ	θ_2^*	two-step	debiased two-step	two-step oracle	coverage probability
5000	10000	0.05	1.312	-13.7/3.3	3.1/1.4	0.8/1.6	0.952
2500	5000	0.10	1.415	-14.2/3.6	3.4/1.6	0.3/1.9	0.938
1250	2500	0.20	1.533	-14.7/4.2	4.3/2.1	1.0/2.2	0.942

Table 7: Sensitivity analysis under the linear heteroscedastic model (5.1) where the signals vary by $\gamma^* = c \times (\gamma_1^*, \dots, \gamma_s^*, 0, \dots, 0) \in \mathbb{R}^p$, $c \in (0.2, 0.4, 0.6, 0.8, 1)$, with $(s, p, n) = (10, 1000, 2500)$. Estimation errors (and standard error) under the relative ℓ_2 -norm, false positive rates, averaged over 500 replications, are reported.

Linear heteroscedastic model, covariates $X_i = z_i $ where $z_i \sim N(0, \mathbb{I}_p)$, $\tau = 0.2$							
c	Methods	Error (P)	Error (FP)	TPR	FPR	θ_1^*	θ_s^*
0.4	two-step	0.416(0.003)	0.187(0.003)	0.996(0.001)	0.043(0.001)		
	two-step+refitted	0.206(0.002)	0.821(0.007)	0.996(0.001)	0.043(0.001)	0.333	0.4
	two-step oracle	0.191(0.002)	0	NA	NA		
0.6	two-step	0.228(0.002)	0.103(0.002)	1.0(0.0)	0.043(0.001)		
	two-step+refitted	0.112(0.001)	0.453(0.004)	1.0(0.0)	0.043(0.001)	0.733	0.6
	two-step oracle	0.105(0.001)	0	NA	NA		
0.8	two-step	0.156(0.001)	0.07(0.001)	1.0(0.0)	0.043(0.001)		
	two-step+refitted	0.076(0.001)	0.309(0.003)	1.0(0.0)	0.043(0.001)	1.133	0.8
	two-step oracle	0.072(0.001)	0	NA	NA		
1.0	two-step	0.118(0.001)	0.054(0.001)	1.0(0.0)	0.044(0.001)		
	two-step+refitted	0.058(0.001)	0.235(0.002)	1.0(0.0)	0.044(0.001)	1.533	1
	two-step oracle	0.054(0.001)	0	NA	NA		

Linear heteroscedastic model, covariates $X_i = z_i $ where $z_i \sim N(0, \Sigma = (0.8^{ j-k })_{1 \leq j, k \leq p})$, $\tau = 0.2$							
c	Methods	Error (P)	Error (FP)	TPR	FPR	θ_1^*	θ_s^*
0.4	two-step	0.335(0.003)	0.115(0.003)	0.995(0.001)	0.018(0.001)		
	two-step+refitted	0.3(0.004)	0.578(0.009)	0.995(0.001)	0.018(0.001)	0.333	0.4
	two-step oracle	0.304(0.004)	0	NA	NA		
0.6	two-step	0.184(0.002)	0.064(0.002)	1.0(0.0)	0.018(0.001)		
	two-step+refitted	0.164(0.002)	0.322(0.005)	1.0(0.0)	0.018(0.001)	0.733	0.6
	two-step oracle	0.167(0.002)	0	NA	NA		
0.8	two-step	0.126(0.001)	0.043(0.001)	1.0(0.0)	0.018(0.001)		
	two-step+refitted	0.112(0.001)	0.219(0.003)	1.0(0.0)	0.018(0.001)	1.133	0.8
	two-step oracle	0.114(0.001)	0	NA	NA		
1.0	two-step	0.096(0.001)	0.033(0.001)	1.0(0.0)	0.018(0.001)		
	two-step+refitted	0.085(0.001)	0.166(0.002)	1.0(0.0)	0.018(0.001)	1.533	1
	two-step oracle	0.087(0.001)	0	NA	NA		

Error (P): relative ℓ_2 -error on the support, i.e., $\|\hat{\theta}_{S_e^*} - \theta_{S_e^*}^*\|_2 / \|\theta^*\|_2$. Error (FP): relative ℓ_2 -error on the false positives, i.e., $\|\hat{\theta}_{(S_e^*)^c} - \theta_{(S_e^*)^c}^*\|_2 / \|\theta^*\|_2$. Here $S_e^* = (1, \dots, s)$ and $(S_e^*)^c = (s+1, \dots, p)$. TPR: true positive rate. FPR: false positive rate.

least squares regression, implemented using the `glmnet` package in R under a linear homogeneous model,

$$y_i = X_i^T \gamma^* + \varepsilon_i, \quad (\text{S } 3.1)$$

where γ^* is generated similar to that of the linear heteroscedastic model in Section 5.1. Note that the true quantile regression and expected shortfall coefficients are both equal to γ^* at all quantile levels. The goal is to assess whether the proposed estimator, computed at different expected shortfall levels, has similar statistical accuracy as that of the ℓ_1 -penalized least squares regression under the linear homogeneous model. To this end, we implement the proposed method at $\tau = (0.05, 0.1, 0.2, 0.5)$, compared with the lasso regression and the two-step oracle method. Results, averaged over 500 replications, are presented in Table 8. The true positive rates of the three methods are all 1.

From Table 8, we see that when $\tau = 0.5$, the proposed method has similar results as that of the ℓ_1 -penalized least squares regression, suggesting that there is no loss of statistical accuracy. As we decrease τ from 0.5 to 0.05, the difference between the relative estimation error of the ℓ_1 -penalized expected shortfall regression estimator and the lasso estimator increases. This is not surprising since the extremes are usually harder to estimate due to small effective sample size. In short, the results in Table 8 suggest that as long as the expected shortfall level τ is not too close to zero or one, the proposed estimator yields an estimator that is comparable to that of lasso under the linear homogeneous model.

Table 8: Numerical comparisons of the two-step, refitted two-step and oracle two-step methods linear homogeneous model (S 3.1) (i.e., independently and identically distributed responses) with $(s, p) = (10, 1000)$, $n \in \{\lceil 30s/\tau \rceil, \lceil 50s/\tau \rceil\}$ and $\tau \in \{0.05, 0.1, 0.2\}$. Estimation errors under the relative ℓ_2 -norm, true and false positive rates, averaged over 500 replications, are reported. The largest standard error for the results is 0.002.

Linear homogeneous model, covariates $X_i = z_i $ where $z_i \sim N(0, \mathbb{I}_p)$					
		$(n = \lceil 30s/\tau \rceil, p = 1000)$		$(n = \lceil 50s/\tau \rceil, p = 1000)$	
τ	Methods	Error	FPR	Error	FPR
0.05	two-step	0.068	0.019	0.071	0.019
	lasso	0.053	0.000	0.045	0.000
	two-step oracle	0.012	NA	0.010	NA
0.10	two-step	0.088	0.028	0.059	0.023
	lasso	0.070	0.001	0.058	0.001
	two-step oracle	0.018	NA	0.014	NA
0.20	two-step	0.111	0.051	0.085	0.042
	lasso	0.091	0.003	0.074	0.002
	two-step oracle	0.025	NA	0.019	NA
0.50	two-step	0.137	0.083	0.105	0.073
	lasso	0.139	0.006	0.107	0.005
	two-step oracle	0.040	NA	0.031	NA
Linear homogeneous model, covariates $X_i = z_i $ where $z_i \sim N(0, \Sigma = (0.8^{ j-k })_{1 \leq j, k \leq p})$					
		$(n = \lceil 30s/\tau \rceil, p = 1000)$		$(n = \lceil 50s/\tau \rceil, p = 1000)$	
τ	Methods	Error	FPR	Error	FPR
0.05	two-step	0.174	0.010	0.143	0.011
	lasso	0.034	0.000	0.029	0.000
	two-step oracle	0.018	NA	0.014	NA
0.10	two-step	0.070	0.008	0.059	0.009
	lasso	0.045	0.000	0.037	0.000
	two-step oracle	0.026	NA	0.020	NA
0.20	two-step	0.071	0.012	0.051	0.010
	lasso	0.058	0.000	0.047	0.000
	two-step oracle	0.037	NA	0.028	NA
0.50	two-step	0.091	0.025	0.067	0.021
	lasso	0.087	0.001	0.068	0.000
	two-step oracle	0.059	NA	0.044	NA

Error, the relative ℓ_2 -error $\|\hat{\theta} - \theta^*\|_2 / \|\theta^*\|_2$. FPR, false positive rate.

References

- Acerbi, C. & Tasche, D. (2002), ‘On the coherence of expected shortfall’, *J. Bank Financ.* **26**(7), 1487–1503.
- Artzner, P., Delbaen, F., Eber, J.-M. & Heath, D. (1999), ‘Coherent measures of risk’, *Math Financ.* **9**(3), 203–228.
- Barendse, S. (2020), ‘Efficiently weighted estimation of tail and interquantile expectations’, Available at SSRN: <https://ssrn.com/abstract=2937665> or <http://dx.doi.org/10.2139/ssrn.2937665>.
- Basel Committee (2019), ‘Minimum capital requirements for market risk’, Available at <https://www.bis.org/bcbs/publ/d457.htm>.
- Belloni, A. & Chernozhukov, V. (2011), ‘ ℓ_1 -penalized quantile regression in high-dimensional sparse models’, *Ann. Statist.* **39**(1), 82–130.
- Benowitz, N. L. (1996), ‘Cotinine as a biomarker of environmental tobacco smoke exposure’, *Epidemiol. Rev.* **18**(2), 188–204.
- Bickel, P. J. (1975), ‘One-step huber estimates in the linear model’, *J. Amer. Statist. Assoc.* **70**(350), 428–434.
- Boffetta, P., Clark, S., Shen, M., Gislefoss, R., Peto, R. & Andersen, A. (2006), ‘Serum cotinine level as predictor of lung cancer risk’, *Cancer Epidemiol. Biomarkers Prev.* **15**(6), 1184–1188.
- Boucheron, S., Lugosi, G. & Massart, P. (2013), *Concentration Inequalities: A Nonasymptotic Theory of Independence*, Oxford University Press.
- Bousquet, O. (2003), Concentration inequalities for sub-additive functions using the entropy method, in ‘Stochastic inequalities and applications’, Vol. 56, Springer, pp. 213–247.
- Braveman, P. (2006), ‘Health disparities and health equity: concepts and measurement’, *Annu. Rev. Public Health* **27**(1), 167–194.
- Bühlmann, P. & van de Geer, S. (2011), *Statistics for High-Dimensional Data: Methods, Theory and Applications*, Springer Science & Business Media.
- Cai, T., Liu, M. & Xia, Y. (2022), ‘Individual data protected integrative regression analysis of high-dimensional heterogeneous data’, *J. Amer. Statist. Assoc.* **117**(540), 2105–2119.
- Centers for Disease Control and Prevention (2005), ‘Health disparities experienced by black or African Americans—United States’, *MMWR Morb. Mortal. Wkly Rep.* **54**(1), 1–3.
- Chen, J. & Chen, Z. (2008), ‘Extended Bayesian information criteria for model selection with large model spaces’, *Biometrika* **95**(3), 759–771.
- Chernozhukov, V., Chetverikov, D., Demirer, M., Duflo, E., Hansen, C., Newey, W. & Robins, J. (2018), ‘Double/debiased machine learning for treatment and structural parameters’, *Econom. J.* **21**, C1–C68.

- Chetverikov, D., Liu, Y. & Tsyvinski, A. (2022), ‘Weighted-average quantile regression’, Available at SSRN: <https://ssrn.com/abstract=4823383> or <http://dx.doi.org/10.2139/ssrn.4823383>.
- Dimitriadis, T. & Bayer, S. (2019), ‘A joint quantile and expected shortfall regression framework’, *Electron. J. Statist.* **13**(1), 1823–1871.
- Fan, J., Guo, S. & Hao, N. (2012), ‘Variance estimation using refitted cross-validation in ultrahigh dimensional regression’, *J. R. Statist. Soc. B* **74**(1), 37–65.
- Fan, J. & Li, R. (2001), ‘Variable selection via nonconcave penalized likelihood and its oracle properties’, *J. Amer. Statist. Assoc.* **96**(456), 1348–1360.
- Fan, J., Xue, L. & Zou, H. (2014), ‘Strong oracle optimality of folded concave penalized estimation’, *Ann. Statist.* **42**(3), 819–849.
- Fan, Y. & Tang, C. Y. (2013), ‘Tuning parameter selection in high dimensional penalized likelihood’, *J. R. Statist. Soc. B* **75**(3), 531–552.
- Fissler, T. & Ziegel, J. F. (2016), ‘Higher order elicibility and Osband’s principle’, *Ann. Statist.* **44**(4), 1680–1707.
- Gneiting, T. (2011), ‘Making and evaluating point forecasts’, *J. Amer. Statist. Assoc.* **106**(494), 746–762.
- Gu, Y. & Zou, H. (2020), ‘Sparse composite quantile regression in ultrahigh dimensions with tuning parameter calibration’, *IEEE Transactions on Information Theory* **66**(11), 7132–7154.
- Hastie, T., Tibshirani, R., Friedman, J. H. & Friedman, J. H. (2009), *The Elements of Statistical Learning: Data Mining, Inference, and Prediction*, Vol. 2, Springer.
- He, X., Hsu, Y.-H. & Hu, M. (2010), ‘Detection of treatment effects by covariate-adjusted expected shortfall’, *Ann. Appl. Stat.* **4**(4), 2114–2125.
- He, X., Tan, K. M. & Zhou, W.-X. (2023), ‘Robust estimation and inference for expected shortfall regression with many regressors’, *J. R. Statist. Soc. B* **85**(4), 1223–1246.
- Javanmard, A. & Montanari, A. (2018), ‘Debiasing the lasso: Optimal sample size for gaussian designs’, *Ann. Statist.* **46**(6A), 2593–2622.
- Jorion, P. (2003), *Financial Risk Manager Handbook*, John Wiley & Sons.
- Kim, Y., Kwon, S. & Choi, H. (2012), ‘Consistent model selection criteria on high dimensions’, *J. Mach. Learn. Res.* **13**(36), 1037–1057.
- Koenker, R. & Bassett Jr, G. (1978), ‘Regression quantiles’, *Econometrica* **46**(1), 33–50.
- Ledoux, M. & Talagrand, M. (1991), *Probability in Banach Spaces: Isoperimetry and Processes*, Vol. 23, Springer Science & Business Media.
- Lee, S., Liang, F., Cai, L. & Xiao, G. (2018), ‘A two-stage approach of gene network analysis for high-dimensional heterogeneous data’, *Biostatistics* **19**(2), 216–232.

- Li, Y. (2022), Contributions to Quantile and Superquantile Regression, PhD thesis, University of Michigan. Available at Deep Blue DOI: <https://dx.doi.org/10.7302/6281>.
- Lucas, J. W., Freeman, G. & Adams, P. F. (2016), *Health of Hispanic Adults: United States, 2010-2014*, US Department of Health & Human Services, Centers for Disease Control and Prevention, National Center for Health Statistics.
- Man, R., Pan, X., Tan, K. M. & Zhou, W.-X. (2024), ‘A unified algorithm for penalized convolution smoothed quantile regression’, *Journal of Computational and Graphical Statistics* **33**(2), 625–637.
- McCann, M. F., Irwin, D. E., Walton, L. A., Hulka, B. S., Morton, J. L. & Axelrad, C. M. (1992), ‘Nicotine and cotinine in the cervical mucus of smokers, passive smokers, and nonsmokers.’, *Cancer Epidemiol. Biomarkers Prev.* **1**(2), 125–129.
- Neyman, J. (1979), ‘ $C(\alpha)$ tests and their use’, *Sankhya* **41**, 1–21.
- Ning, Y. & Liu, H. (2017), ‘A general theory of hypothesis tests and confidence regions for sparse high dimensional models’, *Ann. Statist.* **45**(1), 158–195.
- Patton, A. J., Ziegel, J. F. & Chen, R. (2019), ‘Dynamic semiparametric models for expected shortfall (and Value-at-Risk)’, *J. Econom.* **211**(2), 388–413.
- Rockafellar, R., Royset, J. & Miranda, S. (2014), ‘Superquantile regression with applications to buffered reliability, uncertainty quantification, and conditional value-at-risk’, *Eur. J. Oper. Res.* **234**(1), 140–154.
- Rockafellar, R. T. & Royset, J. O. (2013), ‘Superquantiles and their applications to risk, random variables, and regression’, *INFORMS* pp. 151–167.
- Rockafellar, R. T. & Uryasev, S. (2000), ‘Optimization of conditional value-at-risk’, *J. Risk Res.* **2**, 21–42.
- Rockafellar, R. T. & Uryasev, S. (2002), ‘Conditional value-at-risk for general loss distributions’, *J. Bank. Finance* **26**(7), 1443–1471.
- Rockafellar, R. T., Uryasev, S. & Zabarankin, M. (2008), ‘Risk tuning with generalized linear regression’, *Math. Oper. Res.* **33**(3), 712–729.
- Scaillet, O. (2004), ‘Nonparametric estimation and sensitivity analysis of expected shortfall’, *Math. Financ.* **14**(1), 115–129.
- Sun, Q., Zhou, W.-X. & Fan, J. (2020), ‘Adaptive Huber regression’, *J. Amer. Statist. Assoc.* **115**(529), 254–265.
- Tan, K. M., Wang, L. & Zhou, W.-X. (2022), ‘High-dimensional quantile regression: Convolution smoothing and concave regularization’, *J. R. Statist. Soc. B* **84**(1), 205–233.
- Tibshirani, R. (1996), ‘Regression shrinkage and selection via the lasso’, *J. R. Statist. Soc. B* **58**(1), 267–288.

- Timofeeva, M. N., McKay, J. D. & Davey, Smith George, et al. (2011), ‘Genetic polymorphisms in 15q25 and 19q13 loci, cotinine levels, and risk of lung cancer in epic’, *Cancer Epidemiol. Biomarkers Prev.* **20**(10), 2250–2261.
- van de Geer, S., Bühlmann, P., Ritov, Y. & Dezeure, R. (2014), ‘On asymptotically optimal confidence regions and tests for high-dimensional models’, *Ann. Statist.* **42**(3), 1166–1202.
- van der Vaart, A. W. (2000), *Asymptotic Statistics*, Vol. 3, Cambridge University Press.
- Wainwright, M. J. (2019), *High-Dimensional Statistics: A Non-Asymptotic Viewpoint*, Vol. 48, Cambridge University Press.
- Wang, L. & He, X. (2024), ‘Analysis of global and local optima of regularized quantile regression in high dimension: A subgradient approach’, *Econom. Theory* **40**(2), 233–277.
- Wang, L., Kim, Y. & Li, R. (2013), ‘Calibrating nonconvex penalized regression in ultra-high dimension’, *Ann. Statist.* **41**(5), 2505–2536.
- Wang, T. & Zhu, L. (2011), ‘Consistent tuning parameter selection in high dimensional sparse linear regression’, *J. Multivar. Anal.* **102**(7), 1141–1151.
- Zhang, C.-H. (2010), ‘Nearly unbiased variable selection under minimax concave penalty’, *Ann. Statist.* **38**(2), 894–942.
- Zhang, C.-H. & Zhang, S. S. (2014), ‘Confidence intervals for low dimensional parameters in high dimensional linear models’, *J. R. Statist. Soc. B* **76**(1), 217–242.
- Zou, H. & Hastie, T. (2005), ‘Regularization and variable selection via the elastic net’, *J. R. Statist. Soc. B* **67**(2), 301–320.