

Relationship between the moment of inertia and the k_2 Love number of fluid extra-solar planets

Anastasia Consorzi¹, Daniele Melini², and Giorgio Spada¹

¹Dipartimento di Fisica e Astronomia “Augusto Righi” (DIFA), Alma Mater Studiorum Università di Bologna, Viale Berti Pichat, 8, 40127 Bologna, Italy

²Istituto Nazionale di Geofisica e Vulcanologia, Via di Vigna Murata, 605, 00143 Roma, Italy

This is a pre-copyedited, author-produced PDF of an article accepted for publication in Astronomy & Astrophysics following peer review. The version of record is available online at: <https://doi.org/10.1051/0004-6361/202346352>.

Abstract

Context. Tidal and rotational deformation of fluid giant extra-solar planets may impact their transit light curves, making the k_2 Love number observable in the upcoming years. Studying the sensitivity of k_2 to mass concentration at depth is thus expected to provide new constraints on the internal structure of gaseous extra-solar planets.

Aims. We investigate the link between the mean polar moment of inertia N of a fluid, stably layered extra-solar planet and its k_2 Love number, aiming at obtaining analytical relationships valid, at least, for some particular ranges of the model parameters. We also seek a general, approximate relationship useful to constrain N once observations of k_2 will become available.

Methods. For two-layer fluid extra-solar planets, we explore the relationship between N and k_2 by analytical methods, for particular values of the model parameters. We also explore approximate relationships valid over all the possible range of two-layer models. More complex planetary structures are investigated by the semi-analytical propagator technique.

Results. A unique relationship between N and k_2 cannot be established. However, our numerical experiments show that a *rule of thumb* can be inferred, valid for complex, randomly layered stable planetary structures. The rule robustly defines the upper limit to the values of N for a given k_2 , and agrees with analytical results for a polytrope of index one and with a realistic non-rotating model of the tidal equilibrium of Jupiter.

Key words: Planets and satellites: interiors – planets and satellites: gaseous planets – planets and satellites: fundamental parameters

1 Introduction

Recent work suggests that the study of transit light curves of extra-solar planets may provide information upon their shape, which is linked to the value of the second degree fluid Love number k_2 (see *e.g.*, Carter & Winn 2010; Correia 2014; Kellermann et al. 2018; Hellard et al. 2018, 2019; Akinsanmi et al. 2019; Barros et al. 2022). According to Padovan et al. (2018), estimates of k_2 for extra-solar planets may become available in the near future, in view of the expected improvements in the observational facilities and the increasing amount of data. Since for a fluid-like giant planet k_2 is sensitive to the density layering (*e.g.*, Ragozzine & Wolf 2009; Kramm et al. 2011; Padovan et al. 2018), transit observations may potentially provide, in the upcoming years, new constraints on the internal structure of exoplanets. These will have important implications upon our knowledge of the internal planetary dynamics and the formation history (*e.g.*, Kramm et al. 2011).

Using a matrix-propagator approach borrowed from global geodynamics, Padovan et al. (2018) have computed numerically the fluid k_2 Love number for planetary models of increasing complexity, ranging from a two-layer to multi-layered structures. Padovan and colleagues have seen that the normalised mean polar moment of inertia of a planet and k_2 show a similar sensitivity to the mass concentration, *i.e.* they both decrease with increasing mass concentration at depth, thus supporting the results of Kramm et al. (2011). The theory developed by Padovan et al. (2018) is strictly suitable for close-in, tidally locked gaseous extra-solar planets, for which the first experimental determinations of k_2 are expected due to their large size and flattening (Hellard et al. 2018). The N - k_2 relationship has never been explored for Earths or super-Earths that include layers of finite rigidity and are less deformable than gaseous planets (Hellard et al. 2019).

In this work we delve further into the N - k_2 relationship for a fluid multi-layered extra-solar planet, with the purpose of refining the implicit approximation of Padovan et al. (2018), namely $N \approx k_2$. Following these authors, we first adopt a basic two-layer planet, and taking advantage of the closed-form expression for k_2 first published by Ragazzo (2020), we show that an extremely simple power-law (*rule of thumb*) better captures the relationship between N and k_2 . Second, by running a Monte Carlo simulation, we show that for multi-layered models the *rule of thumb* determines an upper limit for N for a given, hypothetically observed k_2 value. In both cases, the rules obtained are superior to the Radau-Darwin formula (*e.g.*, Cook 1980).

This paper is organised as follows. In Section 2 we recall some basic analytical results regarding the k_2 Love number and N for a two-layer fluid planet. In Section 3 we discuss a possible approximate relationship between N and k_2 for a two layer model, and test its validity for multi-layered planets through a suite of numerical experiments. Finally, we draw our conclusions in Section 4.

2 Analytical results for a fluid two-layer planet

2.1 k_2 Love number

In the special case of a fluid planet, k_2 only depends upon the density profile. The equilibrium equations reduce to a linear, second order differential equation for the perturbed gravitational potential φ that reads:

$$\varphi'' + \frac{2}{r}\varphi' - \left(\frac{n(n+1)}{r^2} + \frac{4\pi G}{g_0}\rho'_0 \right) \varphi = 0, \quad (1)$$

where the prime denotes the derivative with respect to radius r , n is the harmonic degree, $g_0(r)$ is gravity acceleration and $\rho_0(r)$ is density (Wu & Peltier 1982)¹. Assuming layers of constant density (*i.e.*, $\rho'_0 = 0$), Eq. (1) allows for a closed-form solution in terms of powers of r . For non-fluid planets that include elastic or visco-elastic layers, a full set of six spheroidal equilibrium equations must be solved, since in this case φ is coupled with the tide-induced displacements (see *e.g.*, Wu & Peltier 1982; Melini et al. 2022).

Denoting by r_c and ρ_c the radius of the inner layer (the “core”) and its density, respectively, and by r_m and ρ_m the corresponding quantities for the outer layer (the “mantle”) with the aid of the *Mathematica*© (Wolfram Research 2010) symbolic manipulator for $n = 2$ we find

$$\tilde{k}_2 = 2 \frac{5 + \alpha \left(5\alpha z^8 + 8(1 - \alpha)z^5 + 3\alpha - 8 \right)}{10 + \alpha \left(9z^5(\alpha - 1) + 5z^3(5 - 3\alpha) + 6\alpha - 16 \right)}, \quad (2)$$

where \tilde{k}_2 is the normalised Love number

$$\tilde{k}_2 = \frac{k_2}{k_{2h}} \quad (3)$$

and

$$k_{2h} = \frac{3}{2} \quad (4)$$

is the Love number for a homogeneous planet (see *e.g.*, Munk & MacDonald 1975). In (2) we have introduced the non-dimensional core radius

$$z = \frac{r_c}{r_m}, \quad (5)$$

with $0 \leq z \leq 1$, and the ratio

$$\alpha = \frac{\rho_c - \rho_m}{\rho_c}. \quad (6)$$

We note that for a gravitationally stable planet ($\rho_c \geq \rho_m$) we have $0 \leq \alpha \leq 1$. The value $\alpha = 1$ corresponds to the limit case of a mass-less mantle ($\rho_m = 0$), whereas for a homogeneous planet ($\rho_m = \rho_c$), one has $\alpha = 0$.

Since the planet is fluid and inviscid, vertical displacement is interpreted as the displacement of equi-potential surfaces so that the vertical Love number is $h_2 = 1 + k_2$. As the tangential displacement is undetermined within a perfect fluid, the l_2 Love number is undefined. Further, $k'_2 = k_2 - h_2$, where k'_2 is the loading Love number for gravitational potential (Molodensky 1977). Hence $k'_2 + 1 = 0$, which manifests a condition of perfect isostatic equilibrium (see *e.g.*, Munk & MacDonald 1975). By symbolic manipulation, it is also possible to obtain a general closed-form expression for \tilde{k}_n at harmonic degrees $n \geq 2$, which is reported, probably for the first time, in Appendix A. It is worth to remark that, although in Eq. (2) \tilde{k}_2 is written in terms of α and z , it depends implicitly upon the four parameters defining the model (namely, r_c , r_m , ρ_c and ρ_m). Thus, even assuming that the size of a hypothetical extra-solar planet is known and that we dispose of an observed value of \tilde{k}_2 , it is impossible to determine the remaining three quantities unambiguously.

As far as we know, for the two-layer model, the explicit form of \tilde{k}_2 has been first published by Ragazzo (2020). In fact, it is easily verified that our Eq. (2) is equivalent to his Eqs. (2.40) and (2.41), taking into account that he has defined α as ρ_m/ρ_c . Although Padovan et al. (2018) did not provide the explicit form for k_2 , we have verified that (2) can be obtained through symbolic

¹Note that in Eq. (46a) of Wu & Peltier (1982) ρ_0 should be substituted by ρ'_0 .

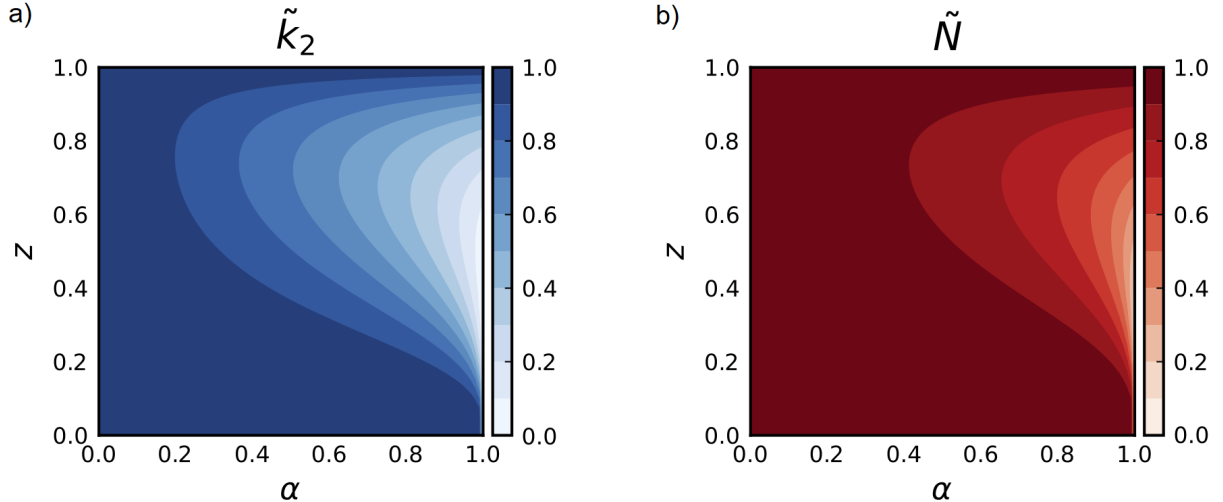


Figure 1: Contour plots showing \tilde{k}_2 (a) and \tilde{N} (b) as a function of parameters α and z for a two-layer fluid planet, according to Eqs. (2) and (10), respectively. Since these variables are normalised to the values attained in the case of a homogeneous planet, they both range in the interval $(0, 1)$.

manipulation from their analytical propagators, and that it is also consistent, to a very high numerical precision, with the output from the Python codes that they have made available. Furthermore, by symbolic manipulation, we have verified that (2) is also confirmed taking the limit of vanishing frequency when the full set of six equilibrium equations for a general visco-elastic layered body are algebraically solved. A fully numerical computation using the Love numbers calculator `ALMA`³ of Melini et al. (2022) also confirms (2) to a very high precision.

As expected, the well-known result $\tilde{k}_2 = 1$ valid for the Kelvin sphere (Thomson 1863), is retrieved from Eq. (2) whenever one of the three limits $\alpha \mapsto 0$, $z \mapsto 0$ and $z \mapsto 1$ are taken. The smallest possible value of k_2 is met in the extreme condition of a point-like mass concentration at the planet centre (Roche model, see Roche 1873). Indeed, with $\rho_m \ll \rho_c$ (hence $\alpha \mapsto 1$) and $z \mapsto 0$, Eq. (2) gives $k_2 \mapsto 0$, in agreement with Padovan et al. (2018). In Figure 1a, the normalised Love number \tilde{k}_2 is shown as a function of α and z for the two-layer model, according to Eq. (2). It is apparent that, for a given α value, the same value of \tilde{k}_2 may be obtained for two distinct values of z . On the contrary, for a given z , knowledge of \tilde{k}_2 would determine α unequivocally. However, due to the definition of this parameter (Eq. 6), knowledge of α would not suffice to determine the layers densities.

2.2 Mean polar moment of inertia

Following Ragozzine & Wolf (2009), Hellard et al. (2019), Kramm et al. (2011) and Padovan et al. (2018), here we pursue the idea that k_2 is a useful indicator of the mass concentration at depth inside a planet. It is well known that the radial density distribution is characterised by the normalised polar moment of inertia

$$N = \frac{C}{MR^2}, \quad (7)$$

where C is the polar moment of inertia, M is the mass of the body and R is the mean radius (see *e.g.*, Hubbard 1984). The larger is mass concentration at depth, the smaller is N . Indeed,

by its own definition, N vanishes in the case of a point-like mass, while for a homogeneous sphere (*e.g.*, Cook 1980) it attains the well-known value

$$N_h = \frac{2}{5}. \quad (8)$$

By defining

$$\tilde{N} = \frac{N}{N_h}, \quad (9)$$

for a two-layer planet simple algebra provides

$$\tilde{N} = \frac{1 + \alpha(z^5 - 1)}{1 + \alpha(z^3 - 1)}, \quad (10)$$

showing that \tilde{N} and \tilde{k}_2 depend upon the same parameters α and z but in different combinations (see Eq. 2), which suggests that establishing the \tilde{N} - \tilde{k}_2 relationship may be not straightforward.

We further note that, in analogy with \tilde{k}_2 , knowledge of \tilde{N} would not allow to invert (10) for α and z unequivocally (hence for the four model parameters r_c, r_m, ρ_c and ρ_m), unless further constraints are invoked. Based upon Eq. (10), in Figure 1b the ratio \tilde{N} is shown as a function of parameters α and z . As noted for \tilde{k}_2 in Figure 1a, for a given value of α the same \tilde{N} can be obtained for two distinct values of z , while for a given z knowledge of \tilde{N} would determine α unequivocally.

3 Relationship between the moment of inertia and the k_2 fluid

Love number

3.1 Two-layer models

Padovan et al. (2018) have established a method for the evaluation of \tilde{k}_2 for a general fluid planet, based upon the propagator technique often employed in geodynamics (*e.g.*, Wu & Peltier 1982). Furthermore, following the work of Kramm et al. (2011), they have shown that for a planet with two constant density fluid layers, \tilde{N} and \tilde{k}_2 are directly correlated, both decreasing with increasing mass concentration at depth. However, Padovan et al. did not propose explicitly a general relationship between these two quantities, which they enlightened for particular planetary models characterised by a specific mass, size and density (see their Figure 3).

On one hand, by comparing Figure 1a with 1b it is apparent that, for our two-layer model, functions \tilde{k}_2 and \tilde{N} have broadly similar shapes in the (α, z) plane, immediately suggesting a straightforward linear relationship $\tilde{N} \simeq \tilde{k}_2$. Such relationship has been implicitly proposed by Padovan et al. (2018) and would be exact for a uniform sphere. On the other hand, if we limit ourselves to an inspection of the analytical expressions (2) and (10), it is not easy to guess whether an exact \tilde{N} - \tilde{k}_2 relationship may exist in analytical form. *A priori*, for a non-homogeneous planet such relationship might be non-univalent, with more \tilde{N} values corresponding to a given \tilde{k}_2 and *vice-versa*.

After some symbolic manipulations, we have verified that solving Eq. (10) for α and substituting into (2) would not provide insightful results. This suggests that an exact relationship $\tilde{N} = \tilde{N}(\tilde{k}_2)$ not involving α and z explicitly and valid for all values of these parameters can be almost certainly ruled out. Nevertheless, simple relationships of partial validity could exist in some limiting cases where α or z take special values. For example, it is easy to show that for small core bodies ($z \mapsto 0$), $\tilde{N} \simeq 1 + (2/5)(\tilde{k}_2 - 1)$, which holds for all values of α and still implies

that mass concentration at depth increases for decreasing \tilde{k}_2 . Along the same lines, we note that for $\alpha \mapsto 1$, corresponding to case of a dense “core” surrounded by a “light mantle”, Eq. (10) gives $\tilde{N} \simeq z^2$ and since from Eq. (2) $\tilde{k}_2 \simeq z^5$, by eliminating z we obtain an appealingly simple approximate power-law relationship $\tilde{N} \simeq \tilde{k}_2^{0.4}$. We note that this last relationship is actually an exact result for a homogeneous sphere surrounded by an hypothetical zero-density mantle, and can be obtained analytically by re-scaling the results for a Maclaurin spheroid (Hubbard 2013) of radius a to the outer radius $r > a$ of the mass-less envelope (Hubbard, 2023, personal communication).

The approximate \tilde{N} - \tilde{k}_2 relationships discussed above are only valid for specific ranges of α and z . Certainly, a straightforward linear relationship captures the broad similitude of the diagrams in Figures 1a and 1b, but it may represent a too simplistic solution. Here, we seek a more general *rule of thumb* (or ROT) providing, within a certain level of approximation, a relationship between \tilde{N} and \tilde{k}_2 over all the points of the (α, z) plane. To quantify the error associated to a given ROT (say, $\tilde{N}_{ROT}(\tilde{k}_2)$), we introduce the non-dimensional root mean square

$$\text{RMS} = \sqrt{\int_0^1 \int_0^1 [\tilde{N} - \tilde{N}_{ROT}(\tilde{k}_2)]^2 d\alpha dz}, \quad (11)$$

where the double integral is evaluated numerically by standard methods.

First, we assume a direct proportionality

$$\tilde{N} = c \tilde{k}_2, \quad (12)$$

where $c > 0$ is a constant. Figure 2a shows, as a function of c , the RMS obtained with $\tilde{N}_{ROT} = c \tilde{k}_2$. The minimum RMS (close to 0.1168) is obtained for $c \approx 1.08$, suggesting that the approximation $\tilde{N} \simeq \tilde{k}_2$ proposed by Padovan et al. (2018) and corresponding to $c = 1$, is indeed close to the best possible linear ROT.

Next, we consider a power-law relationship

$$\tilde{N} = \tilde{k}_2^E, \quad (13)$$

where $E > 0$ is an adjustable exponent. In Figure 2b we show, as a function of E , the RMS corresponding to $\tilde{N}_{ROT} = \tilde{k}_2^E$. It is apparent that the RMS is minimised for an exponent $E \approx 0.42$, close to the value of 0.4 found analytically for a zero-density mantle. The corresponding minimum RMS value is ≈ 0.0082 . These findings suggest that the relationship

$$\tilde{N} \approx \tilde{k}_2^{0.4} \quad (14)$$

represents a simple and valid ROT expressing the link between \tilde{N} and \tilde{k}_2 for a two-layer, fluid, stably layered planet characterized by arbitrary parameters α and z .

3.2 Arbitrarily layered models

Up to now, we have limited our attention to four-parameters models composed by two distinct fluid layers. To fully assess the validity of the ROT (14), it is important to consider the case of a planetary structure consisting of an arbitrary number L of homogeneous layers.

Due to the model complexity, in this general case an analytical expressions for \tilde{k}_2 is not available; however, it is possible to evaluate \tilde{k}_2 numerically, for instance following the propagator method outlined by Padovan et al. (2018) or employing numerical Love numbers calculators like ALMA (Melini et al. 2022). Conversely, an analytical expression for the normalised

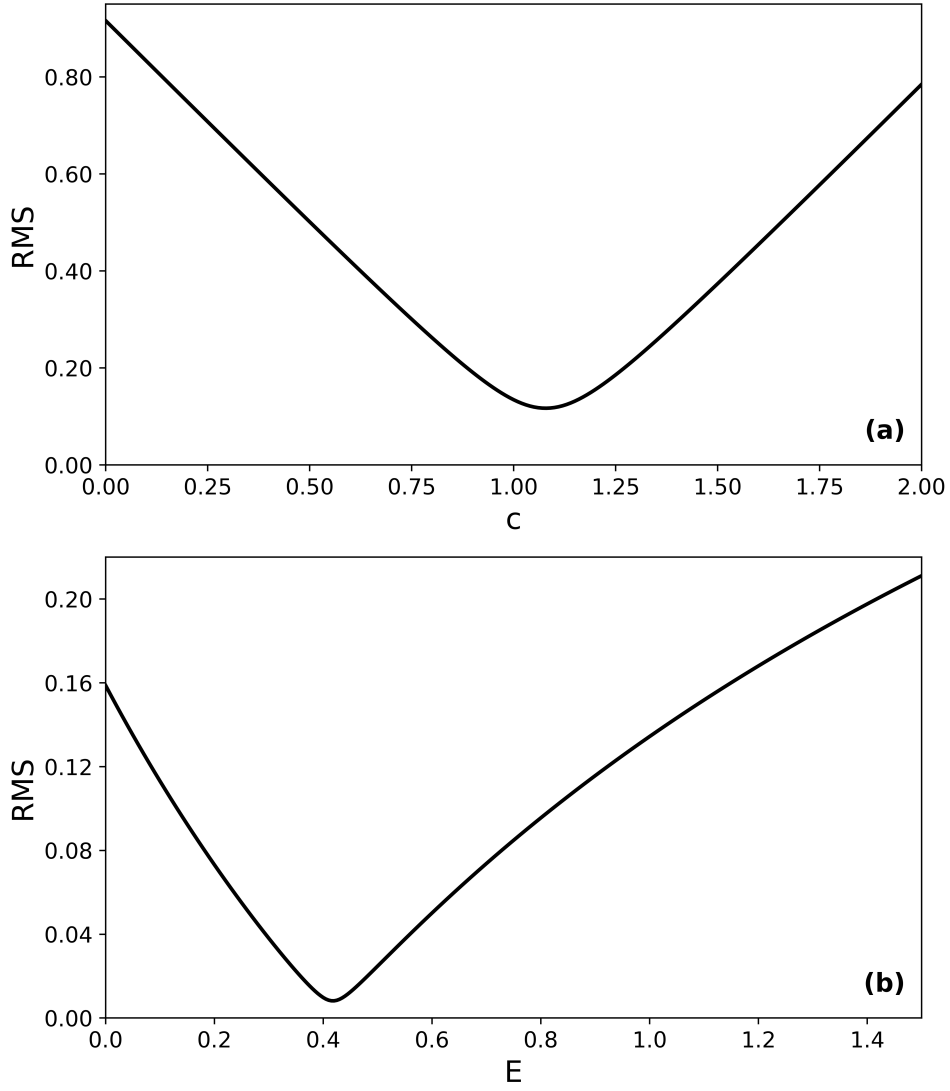


Figure 2: Non-dimensional RMS, evaluated according to Eq. (11), for a linear ROT $\tilde{N} \approx c\tilde{k}_2$ (frame a) and for a power law ROT $\tilde{N} \approx \tilde{k}_2^E$ (b), as a function of the parameters c and E , respectively. Integrals in Eq. (11) have been evaluated numerically by the `dblquad` function included in the SciPy library (Virtanen et al. 2020).

moment of inertia \tilde{N} is easily obtained also in the general case of an L -layer planet, and it reads

$$\tilde{N} = \frac{\sum_{i=1}^L (1 - \alpha_i) (z_i^5 - z_{i-1}^5)}{\sum_{i=1}^L (1 - \alpha_i) (z_i^3 - z_{i-1}^3)}, \quad (15)$$

where $z_i = r_i/r_m$ is the normalised radius of the outer boundary of the i -th layer ($z_0 \equiv 0$) and

$$\alpha_i = \frac{\rho_1 - \rho_i}{\rho_1}, \quad (16)$$

where ρ_i is the density of the i -th layer. By definition, $z_1 \leq \dots \leq z_L = 1$, while gravitational stability imposes $\rho_1 \leq \dots \leq \rho_L$ so that $1 \geq \alpha_L \geq \dots \geq \alpha_1 = 0$. It is easily shown that, for $L = 2$, Eq. (15) reduces to (10) with $\alpha \equiv \alpha_2$ and $z \equiv z_1$.

To test whether the ROT (14) can be of practical use also for general planetary structures, we have generated an ensemble of 5×10^5 models with a number of layers variable between $L = 2$ and $L = 10$, all characterised by a gravitationally stable density profile. For each of the planetary structures so obtained, we have computed \tilde{N} according to Eq. (15) and \tilde{k}_2 with the numerical codes made available by Padovan et al. (2018). The corresponding values of \tilde{N} and \tilde{k}_2 are shown in Figure 3 as grey dots.

For a given, hypothetically observed \tilde{k}_2 value, the corresponding value of \tilde{N} is clearly not unique. Rather, \tilde{N} ranges within an interval, defined by the cloud of points, whose width represents the uncertainty associated to the degree of mass concentration at depth. It is apparent that the maximum relative uncertainty on \tilde{N} (up to $\sim 50\%$) occurs for \tilde{k}_2 values $\lesssim 0.2$ and that, for \tilde{k}_2 exceeding ≈ 0.5 , the \tilde{N} value is rather well constrained (to within $\approx 10\%$). Of course, this does not imply that the density profile of the planet is actually constrained, since Eq. (15) cannot be inverted for α_i and z_i unequivocally without introducing further assumptions. The solid red line in Figure 3 represents the ROT (14), obtained in the context of the two-layer model in Section 2.1. It is apparent that the ROT remains valid also in the general case of a L -layer planetary model and, for $\tilde{k}_2 \gtrsim 0.5$, it provides a good estimate of \tilde{N} once \tilde{k}_2 is known. For smaller values of \tilde{k}_2 , the ROT represents an upper bound to the normalised moment of inertia:

$$\tilde{N} \lesssim \tilde{k}_2^{0.4}. \quad (17)$$

In the context of planetary structure modelling, the polytrope of unit index (Chandrasekhar & Milne 1933) has a particular relevance. This simplified model resembles the interior barotrope of a hydrogen-rich planet in the Jovian mass range and, by virtue of its linear relationship between mass density and gravitational potential, it allows for the derivation of exact results useful for calibrating numerical solutions. Hubbard (1975) obtained analytical expressions of the moment of inertia and of the k_2 fluid Love numbers for a polytrope of index one, which are marked by a blue dot in Figure 3. More recently, Wahl et al. (2020) modelled the equilibrium tidal response of Jupiter through the concentric Maclaurin spheroid method; their results in the non-rotating limit are marked by a green triangle in Figure 3. It is evident that the ROT turns out to be in excellent agreement with these two particular cases.

4 Conclusions

In this work, we have re-explored the relationship between the Love Number \tilde{k}_2 of a fluid extra-solar planet and its mean polar moment of inertia \tilde{N} . Such a relationship would allow, in

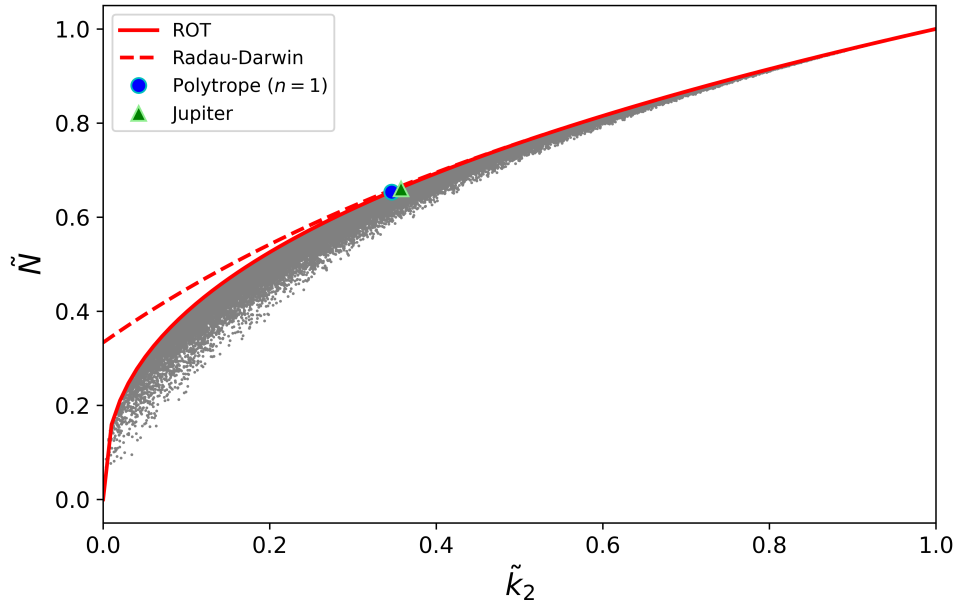


Figure 3: Fluid Love number \tilde{k}_2 and normalised moment of inertia \tilde{N} for a random ensemble of 5×10^5 models with a number of layers $2 \leq L \leq 10$. The solid line shows the ROT $\tilde{N} = \tilde{k}_2^{0.4}$. The dashed one represents the Radau-Darwin (RD) formula (*e.g.*, Cook 1980; Padovan et al. 2018; Ragazzo 2020). The RD formula is exact for a homogeneous body but it constitutes an approximation for layered planets (Kramm et al. 2011; Padovan et al. 2018). The ROT and the RD formula match for $\tilde{k}_2 \gtrsim 0.3$; for smaller values, our ROT represents a more rigorous upper limit to \tilde{N} . The blue dot corresponds to values of \tilde{k}_2 and \tilde{N} for a polytrope of index one, while the green triangle corresponds to results by Wahl et al. (2020) for the equilibrium tidal response of Jupiter.

principle, an indirect inference of constraints on the internal mass distribution on the basis of an observational determination of \tilde{k}_2 . However, we remark that for a quantitative application of our results to real exoplanets, rotational effects and nonlinear responses to rotational and tidal terms should be also considered (see, *e.g.* Wahl et al. 2017, 2020).

Our conclusions are twofold.

i). For a hypothetical planet consisting of two homogeneous fluid layers, using the exact propagators method, we have confirmed that a relatively smooth analytical expressions of \tilde{k}_2 can be found. However, this expression does not allow to establish a unique analytical relationship between \tilde{k}_2 and \tilde{N} , except for some particular ranges of the model parameters. By investigating some approximate relationships, for the first time we have determined the *rule of thumb* $\tilde{N} \approx \tilde{k}_2^{0.4}$, which is providing a good estimate of \tilde{N} as a function of \tilde{k}_2 over the whole range of possible two-layer models.

ii). By a Monte Carlo approach, we have explored the validity of our ROT in the general case of gravitationally stable planetary models with an arbitrarily large number of homogeneous layers. We have found that the ROT provides an *upper limit* to the possible range of mean moment of inertia corresponding to a given value of \tilde{k}_2 , and the distribution of downward departures from ROT increases as $\tilde{k}_2 \mapsto 0$. In addition, the ROT is in good agreement with analytical results for a fluid polytrope body of unit index and with a realistic non-rotating model of the tidal deformation of Jupiter. Remarkably, our simulations show that especially for small values of k_2 , the ROT is more accurate than the celebrated RD formula.

Acknowledgements

We thank Bill Hubbard for his insightful review that greatly helped to improve the original manuscript. We are indebted to Roberto Casadio for discussion and to Leonardo Testi and Andrea Cimatti for encouragement. We also thank Nicola Tosi for advice. AC and GS are supported by a ‘‘RFO’’ DIFA grant.

References

- Akinsanmi, B., Barros, S., Santos, N., et al. 2019, *Astronomy & Astrophysics*, 621, A117
- Barros, S., Akinsanmi, B., Boué, G., et al. 2022, *Astronomy & Astrophysics*, 657, A52
- Carter, J. A. & Winn, J. N. 2010, *The Astrophysical Journal*, 709, 1219
- Chandrasekhar, S. & Milne, E. A. 1933, *Monthly Notices of the Royal Astronomical Society*, 93, 390
- Cook, A. H. 1980, *Cambridge Planetary Science Series*
- Correia, A. C. 2014, *Astronomy & Astrophysics*, 570, L5
- Hellard, H., Csizmadia, S., Padovan, S., et al. 2019, *The Astrophysical Journal*, 878, 119
- Hellard, H., Csizmadia, S., Padovan, S., et al. 2018, *Abstract EPSC2018-310*
- Hubbard, W. 1984, *Planetary Interiors* (Van Nostrand Reinhold)
- Hubbard, W. B. 1975, *Soviet Astronomy*, 18, 621

- Hubbard, W. B. 2013, *The Astrophysical Journal*, 768, 43
- Kellermann, C., Becker, A., & Redmer, R. 2018, *Astronomy & Astrophysics*, 615, A39
- Kramm, U., Nettelmann, N., Redmer, R., & Stevenson, D. J. 2011, *Astronomy & Astrophysics*, 528, A18
- Melini, D., Saliby, C., & Spada, G. 2022, *Geophysical Journal International*, 231, 1502
- Molodensky, S. 1977, *Izv. Phys. Solid Earth*, 13, 147
- Munk, W. H. & MacDonald, G. J. 1975, *The Rotation of the Earth: A Geophysical Discussion* (Cambridge University Press)
- Padovan, S., Spohn, T., Baumeister, P., et al. 2018, *Astronomy & Astrophysics*, 620, A178
- Ragazzo, C. 2020, *São Paulo Journal of Mathematical Sciences*, 14, 1
- Ragozzine, D. & Wolf, A. S. 2009, *The Astrophysical Journal*, 698, 1778
- Roche, E. 1873, *Memoires de l'Academie de Montpellier (Section des Sciences)*, 8, 235
- Thomson, W. 1863, *Philosophical Transactions of the Royal Society of London*, 153, 573
- Virtanen, P., Gommers, R., Oliphant, T. E., et al. 2020, *Nature Methods*, 17, 261
- Wahl, S. M., Hubbard, W. B., & Militzer, B. 2017, *Icarus*, 282, 183
- Wahl, S. M., Parisi, M., Folkner, W. M., Hubbard, W. B., & Militzer, B. 2020, *The Astrophysical Journal*, 891, 42
- Wolfram Research. 2010, *Mathematica 8.0*
- Wu, P. & Peltier, W. 1982, *Geophysical Journal International*, 70, 435

A Analytical expression of k_n for a two-layer fluid model

Here we give an analytical expression for the tidal Love number of degree $n \geq 2$ for a fluid two-layer extra-solar planet. Consistent with (3), we introduce a normalised Love number:

$$\tilde{k}_n = \frac{k_n}{k_{nh}}, \quad (18)$$

where

$$k_{nh} = \frac{3}{2(n-1)} \quad (19)$$

is the Love number for a homogeneous planet. With the aid of the *Mathematica*® (Wolfram Research 2010) symbolic manipulator we obtain the exact solution

$$\tilde{k}_n = 2(n-1) \frac{\alpha^2(2n+1)z^{2(n+2)} + 2\alpha(1-\alpha)(n+2)z^{2n+1} + (1-\alpha)(2n+1-3\alpha)}{9(\alpha-1)\alpha z^{2n+1} + \alpha(2n+1)(2n+1-3\alpha)z^3 + 2(1-\alpha)(n-1)(2n+1-3\alpha)}. \quad (20)$$

It is easily verified that, for $n = 2$, (20) reduces to (2), and that for $\alpha \mapsto 0$, $z \mapsto 0$ and $z \mapsto 1$ the homogeneous limit $\tilde{k}_n = 1$ is obtained.