
Enhancing Treatment Effect Estimation: A Model Robust Approach Integrating Randomized Experiments and External Controls using the Double Penalty Integration Estimator

Yuwen Cheng¹Lili Wu²Shu Yang³¹Statistics Dept., North Carolina State University²Microsoft Research NYC³Statistics Dept., North Carolina State University

Abstract

Randomized experiments (REs) are the cornerstone for treatment effect evaluation. However, due to practical considerations, REs may encounter difficulty recruiting sufficient patients. External controls (ECs) can supplement REs to boost estimation efficiency. Yet, there may be incomparability between ECs and concurrent controls (CCs), resulting in misleading treatment effect evaluation. We introduce a novel bias function to measure the difference in the outcome mean functions between ECs and CCs. We show that the ANCOVA model augmented by the bias function for ECs renders a consistent estimator of the average treatment effect, regardless of whether or not the ANCOVA model is correct. To accommodate possibly different structures of the ANCOVA model and the bias function, we propose a double penalty integration estimator (DPIE) with different penalization terms for the two functions. With an appropriate choice of penalty parameters, our DPIE ensures consistency, oracle property, and asymptotic normality even in the presence of model misspecification. DPIE is more efficient than the estimator derived from REs alone, validated through theoretical and experimental results.

randomized clinical trials (RCTs) ensuring no systematic differences between treatment groups are the cornerstone of treatment effect evaluation. When analyzing data from REs, analysis of covariance (ANCOVA) is a popular method that can provide consistent results, even if the model is misspecified. REs often require the use of external data to analyze treatment effects better: for example, A/B testing is time-consuming and requires a reasonably high number of users; thus, it is crucial to do a preliminary offline evaluation of external data to implement new interventions more efficiently and eliminate ineffective ones in advance [Gilotte et al., 2018]; meanwhile, if data from earlier clinical stages (Phase I or II) indicate that the product under investigation has a favorable benefit-risk profile in a disease area with unmet healthcare needs, then it is possible to design an RCT with a larger treatment group and a relatively smaller concurrent control (CC) group. Because the small CC group cannot provide sufficient power to the trial, it is reasonable to augment RCTs with external controls (ECs) from earlier trials [Yuan et al., 2019]. In this paper, we propose a new method that combines the ECs with CCs to improve average treatment effect (ATE) estimation.

Since Pocock [1976], who first introduced historical controls to incorporate external data into analysis, numerous statistical methods have been developed. Specifying a set of covariates in advance and then calculating the propensity score for matching, stratification, or weighting [Greenland et al., 1999, Rubin and Thomas, 1996, Rubin, 2007, Hernán and Robins, 2016] is typical. However, these methods assume exchangeability of the conditional outcome distribution given covariates, which is often violated in practice. Food and Drug Administration [2019] identify major sources of bias for ECs, including unmeasured confounding, lack of concurrency, data quality, and outcome validity. Additionally, Bayesian approaches [Spiegelhalter, 2004, Hobbs et al., 2013, Schmidli et al., 2014, Ibrahim and Chen, 2000, Hobbs et al., 2012, Neuenschwander et al., 2009] can handle datasets combining both ECs and CCs: appropriate priors can be selected for incorporating the ECs after evaluating

1 INTRODUCTION

Randomized experiments (REs), which allow researchers to scientifically quantify the impact of an intervention on a particular outcome of interest, are widely employed in a variety of areas. To make informed decisions, technology businesses always conduct A/B testing to evaluate new technologies, using a randomized experiment to compare the performance of each new software implementation with the previous version. Meanwhile, in the medical domain,

the relationship between the ECs and the CCs. Nevertheless, these methods are dependent on model assumptions, and if the model is misspecified, it can lead to an inflation of type I errors [Viele et al., 2014]. Building upon the work of Stuart and Rubin [2008] and Yang et al. [2022], who introduced a parametric bias function to adjust for the outcome heterogeneity between the control groups due to unmeasured confounders, Wu and Yang [2022] advanced the idea by using the sieve estimation approach [Chen, 2007] to estimate the unknown outcome model and bias function. The bias function in their approach measures the difference between experimental data and observational data. However, Wu and Yang [2022] did not fully leverage the advantage of REs [Wang et al., 2023] since these prior works were based on the assumption that the outcome model was correctly specified. In this paper, we extend the concept of the bias function to handle cases of possible model misspecification. Our bias function measures the difference between the EC outcome mean function and the working model in REs and guarantees consistency even when the outcome mean model is not correctly specified, providing a robust solution to the challenge of model misspecification. This is of great practical significance as simple models such as ANCOVA are commonly used despite the possibility of misspecification.

We adopt the nonparametric sieve estimation approach [Chen, 2007] to accurately estimate the bias function, therefore it is important to utilize feature selection techniques. These techniques tackle the high-dimensional aspect of the basis functions used in sieve estimation and address the possibility of the working outcome mean model containing irrelevant covariates. To resolve this, penalized terms can be added to each parameter in the objective function for optimization along with regularization parameters. However, using the same regularization terms for both the REs and ECs can cause issues due to their differing levels of sparsity and magnitude. Therefore, we implement different penalized terms for the unknown bias function and the working outcome mean model, considering their distinct levels of sparsity and magnitude.

Multiple methods have employed different penalties for different goals. However, they focused on decomposing one function into different parts and applying different penalties to those parts. Chernozhukov et al. [2017] proposed the Lava estimator by decomposing the signals into a dense part and a sparsity part, and then applying different penalties to each component; Bühlmann and Čevič [2020] proposed a spectral deconfounding approach to estimate sparse parameters given hidden variables, and demonstrated the Lava method [Chernozhukov et al., 2017] as one of their special cases; Xing et al. [2021], further, focused on the estimation of multivariate regression with hidden variables, and demonstrated their method can be viewed as the multivariate generalization of the Lava approach [Chernozhukov et al., 2017]. In addition to decomposing the parameters into sparse and

dense parts, Wang and Zhou [2019] decomposed the function into an easy-to-interpret part and an uninterpretable part, and then applied double penalties. Our approach makes use of double penalties to deal with the possible different structures of the working outcome mean function and bias function to consistently select useful terms and enhance the efficiency of the ATE estimator.

Different bias functions can utilize varying penalties, depending on their structure. Our study focuses on the use of the Smoothly Clipped Absolute Deviation (SCAD) penalty [Fan and Li, 2001, Fan and Peng, 2004] to illustrate the theorem in the context of variable selection. This is because SCAD offers both oracle properties and asymptotic normality by selecting the appropriate regularization parameters. Nevertheless, the existing results are limited to situations where the models are correctly specified. To overcome this limitation, we present a novel proof for the SCAD penalty that extends its desirable properties to scenarios involving potential misspecification of models.

Our main contributions can be summarized as follows:

- a) We present a novel bias function to combine REs and ECs and use sieve estimation [Chen, 2007] to provide a flexible and computationally feasible way of estimating the unknown bias function. Our ATE estimator for REs is consistent regardless of the specification of the working outcome mean model.
- b) We introduce the Double Penalty Integration Estimator (DPIE), which employs different penalized terms for the unknown bias function and the working outcome mean model to differentiate their different levels of sparsity and magnitude. We prove that DPIE guarantees consistency for the parameters that minimize the least squares loss and has the oracle property of only selecting non-zero parameters and exhibiting asymptotic normality under the SCAD penalties.
- c) We demonstrate that combining different data sources results in a more efficient estimated ATE than using only REs. The oracle property of DPIE guarantees the selection of relevant basis terms for the bias function, thereby ensuring its precise estimation, which contributes to enhanced efficiency. On the other hand, using single penalties may result in a loss of the oracle property and failure to select useful basis terms, leading to decreased efficiency.

The rest of the paper is organized as follows. We introduce the basic idea in Section 2. Section 3 introduces the proposed DPIE estimator and derives the theorem. We conduct simulations for comparison in Section 4. Section 5 applies the proposed estimators to an observational study from the National Supported Work (NSW) and Current Population Survey (CPS). Finally, we conclude the paper with a discussion in Section 6.

2 PROBLEM SETUP

Denote $X \in \mathcal{X} \subset \mathbb{R}^d$ as the vector of pre-treatment covariates, $A \in \{0, 1\}$ as the binary treatment, and $Y \in \mathbb{R}$ as the outcome of interest. Following the potential outcomes framework [Splawa-Neyman et al., 1990, Rubin, 1974], let $Y(a)$ be the potential outcome for the subject given the treatment a , $a = 0, 1$.

In real life, one can use previous trials or real-world data as ECs to supplement the REs. Assuming two data sources are accessible: the RE data source having n independent and identically distributed (i.i.d.) subjects $\{(X_i, A_i, Y_i) : i \in \mathcal{I}_{\text{RE}}\}$ with n_1 concurrent treatments $\{(X_i, 1, Y_i) : i \in \mathcal{I}_{\text{CT}}\}$ and n_0 concurrent controls $\{(X_i, 0, Y_i) : i \in \mathcal{I}_{\text{CC}}\}$, and the EC data source with m i.i.d. subjects with $\{(X_i, 0, Y_i) : i \in \mathcal{I}_{\text{EC}}\}$. Let $N = n + m$ be the total sample size. Define S as the indicator of the subject in the REs: $S_i = 1$ for $i \in \mathcal{I}_{\text{RE}}$ and $S_i = 0$ for $i \in \mathcal{I}_{\text{EC}}$. Then the ATE is $\tau = \mathbb{E}\{Y(1) - Y(0) \mid S = 1\}$. Further, let $e(X) = \mathbb{P}(A = 1 \mid X, S = 1)$ be the propensity score and also define the conditional outcome mean function as $\mu_{a,s}(X) = \mathbb{E}(Y \mid X, A = a, S = s)$ for $a = 0, 1$ and $s = 0, 1$.

One of the fundamental challenges to identifying the ATE is that $Y(1)$ and $Y(0)$ cannot be observed simultaneously. To overcome this issue, we make the following three common assumptions in the causal inference literature [Rubin, 1978]:

Assumption 1 $\{Y(0), Y(1)\} \perp\!\!\!\perp A \mid X, S = 1$ almost surely, where $\perp\!\!\!\perp$ means “independent of”.

Assumption 2 $Y = Y(1)A + Y(0)(1 - A)$.

Assumption 3 There exist constants c_1 and c_2 such that $0 < c_1 \leq e(X) \leq c_2 < 1$ almost surely.

Assumption 1 states that the treatment assignment is unconfounded in the REs. Assumption 2 ensures observed outcomes correspond to potential outcomes given the received treatments. Under Assumptions 1 and 2, the conditional outcome mean function in REs is $\mu_{a,1}(X) = \mathbb{E}\{Y(a) \mid X, S = 1\} = \mathbb{E}(Y \mid X, A = a, S = 1)$. Assumption 3 implies a sufficient overlap of the covariate distribution between the treatment groups, then averaging the treatment effect on the distribution of X is feasible, thus the ATE is $\tau = \mathbb{E}\{\mu_{1,1}(X) - \mu_{0,1}(X) \mid S = 1\}$.

The Analysis of covariance (ANCOVA) model is a powerful tool for estimating the ATE in REs. The randomization design allows for the ATE estimator $\hat{\tau}$ to be consistent and asymptotically normal under arbitrary misspecification of the ANCOVA model [Wang et al., 2023]. Following the common practice, we use the ANCOVA model as the working model in REs. To enhance the model’s

generality, we incorporate a k_1 -dimension basis function of X $p_\mu(X) = \{p_{\mu,1}(X), \dots, p_{\mu,k_1}(X)\}^\top$ into the ANCOVA model as $\bar{\mu}_{A,1}(X; \beta) = \beta_{\text{int}} + \beta_A A + \beta_X^\top p_\mu(X)$, where β is a $K_1 = (k_1 + 2)$ -dimensional parameter $\beta = (\beta_{\text{int}}, \beta_A, \beta_X^\top)^\top$. Under the ANCOVA model, it is common to utilize ordinary least squares estimators for parameter estimation. Denote $\beta_* = (\beta_{\text{int}*}, \beta_{A*}, \beta_{X*}^\top)^\top$ as

$$\beta_* = \arg \min_{\beta} \mathbb{E}\{[Y - \bar{\mu}_{A,1}(X; \beta)]^2 \mid S = 1\}. \quad (1)$$

Importantly, β_{A*} is the ATE τ regardless of the correctness of the working model.

To utilize ECs to augment REs, we consider the following assumption such that the EC covariate distribution is nested in the RE covariate distribution.

Assumption 4 $f(X \mid S = 0)/f(X \mid S = 1) < \infty$ almost surely.

To use ECs to supplement CCs, it is crucial to remove biases of EC data due to possible incomparability between ECs and CCs. We define the bias function as

$$b_0(X) = \mathbb{E}(Y \mid X, A = 0, S = 0) - \bar{\mu}_{0,1}(X; \beta_*).$$

Assumption 4 ensures that $b_0(X)$ is well-defined for all X such that $f(X \mid S = 0) > 0$. If the working model $\bar{\mu}_{0,1}(X; \beta)$ is correctly specified, the bias function reduces to $\mathbb{E}(Y \mid X, A = 0, S = 0) - \mathbb{E}(Y \mid X, A = 0, S = 1)$, which measures the difference of the conditional mean of the control outcome given X between ECs and CCs. In this case, if the outcome exchangeability $\mathbb{E}(Y \mid X, A = 0, S = 1) = \mathbb{E}(Y \mid X, A = 0, S = 0)$ holds, we have $b_0(X) \equiv 0$; otherwise, $b_0(X) \neq 0$. This special case is discussed in Wu and Yang [2022], but their analysis requires the outcome model to be correctly specified. In contrast, our setup does not necessitate a correctly specified outcome model.

For the combined data, let the ANCOVA model augmented by the bias function $b_0(X)$ be

$$\bar{\mu}_{A,S}(X; \beta) = \beta_{\text{int}} + \beta_A A + \beta_X^\top p_\mu(X) + (1 - S)b_0(X),$$

then

$$\begin{aligned} \bar{\mu}_{0,0}(X; \beta) &= \beta_{\text{int}} + \beta_X^\top p_\mu(X) + b_0(X) \\ &= \bar{\mu}_{0,1}(X; \beta) + \mathbb{E}(Y \mid X, A = 0, S = 0) - \bar{\mu}_{0,1}(X; \beta) \\ &= \mathbb{E}(Y \mid X, A = 0, S = 0). \end{aligned}$$

An important implication is that even if the outcome working model is misspecified, incorporating the bias function $b_0(X)$ ensures that $\bar{\mu}_{0,0}(X; \beta)$ recovers the true outcome mean under ECs.

The following theorem demonstrates that β_{A*} still identifies the ATE τ in the combined RE and EC data.

Theorem 1 (Identification) Under Assumptions 1–4 and the augmented ANCOVA model, $\beta_* = (\beta_{\text{int}*}, \beta_{A*}, \beta_{X*}^T)^T$ defined in (1) minimizes $\mathbb{E}[\{Y - \bar{\mu}_{A,S}(X; \beta)\}^2]$, and $\beta_{A*} = \tau$.

Theorem 1 provides a vehicle to integrate REs and ECs for robust estimation of the ATE. Consistent estimation of τ still depends on an accurate approximation of unknown $b_0(X)$. Thus, we adopt the method of sieves [Chen, 2007]. Denote $p_b(X)$ as the K_2 -dimensional basis functions. Based on Theorem S1 in the Supplementary Material, there exists a K_2 -vector δ_* such that the uniform convergence $p_b^T(X)\delta_* \rightarrow b_0(X)$ and therefore the uniform convergence

$$\begin{aligned} & \beta_{\text{int}} + \beta_A A + \beta_X^T p_\mu(X) + (1 - S)p_b^T(X)\delta_* \\ \rightarrow & \beta_{\text{int}} + \beta_A A + \beta_X^T p_\mu(X) + (1 - S)b_0(X) \end{aligned}$$

hold as $K_2 \rightarrow \infty$. Then our final working model becomes

$$\bar{\mu}_{A,S}(X; \beta, \delta) = \beta_{\text{int}} + \beta_A A + \beta_X^T p_\mu(X) + (1 - S)\delta^T p_b(X).$$

We consider using the least squares loss function to obtain estimators for β_* and δ_* . To overcome the risk of overfitting in sieve estimation, where high-dimensional basis functions are used, it is necessary to add regularizers on δ_* to the loss function. Additionally, as the working models $\bar{\mu}_{A,1}(X; \beta)$ may contain irrelevant covariates, adding regularizers on β_* is recommended to select proper covariates. In the subsequent section, we thoroughly explore the significance of the structural properties of regularizers to effectively accommodate the inherent characteristics of the problem at hand.

3 A DOUBLE PENALTY REGULARIZATION METHOD

3.1 MAIN IDEA

The common regularization methods use the same regularization parameter for the two penalty functions on β_* and δ_* . However, it is important to note that β_* and δ_* may have distinct complexities (magnitude and/or sparsity), and it is beneficial to apply different penalties, instead of the same penalty, to both parameters.

To begin with, we denote $P_\lambda(\gamma) = \lambda P(\gamma)$ as the penalty function with regularization parameter λ for any parameter γ and any penalization $P(\cdot)$. There are various choices for the penalty function, like Lasso [Tibshirani, 1996], Smoothly Clipped Absolute Deviation (SCAD) [Fan and Li, 2001, Fan and Peng, 2004] penalties, or use black-box methods like the random forest. To overcome the limitations caused by adding the same penalty to all parameters, we set up different penalties for β and δ and propose a double

penalty-regularized integration estimator (DPIE). Specifically, the proposed DPIE under the least squares loss is

$$\begin{aligned} (\hat{\beta}, \hat{\delta}) = \operatorname{argmin}_{\beta, \delta} & \left[\sum_{i=1}^N \{Y_i - \bar{\mu}_{A_i, S_i}(X_i; \beta, \delta)\}^2 \right. \\ & \left. + N \sum_{j=1}^{K_1} P_{\lambda_{1,j}}(|\beta|) + N \sum_{j=1}^{K_2} P_{\lambda_{2,j}}(|\delta|) \right]. \end{aligned}$$

To implement regularization, selecting the two regularization parameters, λ_1 and λ_2 , is important. There are multiple methods to search for these parameters. One simple way is to define a scaling parameter sc as $sc = \lambda_2/\lambda_1$, then one can use cross-validation to choose sc given a particular search range and within each sc value, one can also use cross-validation to choose λ_2 . Both cross-validation steps can use the software `cv.ncvreg` function in the R package `ncvreg`, which finds the regularization parameter based on the minimum cross-validated error.

If we only use the RE data, we have

$$\begin{aligned} \hat{\beta}_{\text{RE}} = \operatorname{argmin}_{\beta} & \left[\sum_{i=1}^N S_i \{Y_i - \bar{\mu}_{A_i, S_i}(X_i; \beta, \delta)\}^2 \right. \\ & \left. + n \sum_{j=1}^{K_1} P_{\lambda_{1,j}}(|\beta|) \right]. \end{aligned}$$

3.2 THEORETICAL PROPERTIES

The goal of this subsection is to derive the statistical properties of the DPIE. More interestingly, we aim to show the DPIE gains efficiency over the RE-only estimator of the ATE.

For concreteness, we will focus on using the SCAD penalty for illustration. It is worth mentioning that our setup can also be developed for different penalty functions, but we will not be discussing those in this study. When the working function $\bar{\mu}_{A,S}(X; \beta, \delta)$ is correctly specified, the penalized maximum likelihood estimator with the SCAD penalty has both oracle properties as well as asymptotic normality by selecting the appropriate regularization parameter λ [Fan and Li, 2001, Fan and Peng, 2004]. In the following, we will show the DPIE derived using the penalized least squares loss function with double SCAD penalties maintains the oracle property and asymptotic normality under the working model $\bar{\mu}_{A,S}(X; \beta, \delta)$.

Following the framework in Fan and Li [2001], Fan and Peng [2004], we rewrite the working model as

$$\begin{aligned} & \bar{\mu}_{A,S}(X; \beta, \delta) \\ = & \beta_{\text{int}} + \beta_A A + \beta_X^T p_\mu(X) + (1 - S)\delta^T p_b(X) \\ = & p^T \theta, \end{aligned}$$

where $\theta^T = (\beta^T, \delta^T)$ and $p = \{1, A, p_\mu^T(X), (1 - S)p_b^T(X)\}^T$ with dimension $K = K_1 + K_2$. Further, denote $p_\mu = \{1, A, p_\mu(X)\}^T$ and $p_b = (1 - S)p_b(X)$, therefore in REs, we have $p^T\theta = p_\mu^T\beta$, and in ECs, we have $p^T\theta = p_\mu^T\beta + p_b^T\delta$. Denote g as the unknown true density function of (Y, p) and f as the working density function such that minimizing the least squares loss is equivalent to maximizing the quasi-log-likelihood function; the Gaussian distribution is one such example. Denote $P_\lambda(\theta)$ as the SCAD penalty function with the first-order derivative

$$P'_\lambda(\theta) = \lambda \left\{ \mathbf{1}(\theta \leq \lambda) + \frac{(a\lambda - \theta)_+}{(a-1)\lambda} \mathbf{1}(\theta > \lambda) \right\}$$

for some $a > 2$ and $\theta > 0$. Then one can rewrite the penalized least squares estimator as the penalized quasi-likelihood estimator

$$\begin{aligned} (\hat{\beta}, \hat{\delta}) &= \operatorname{argmax}_{\beta, \delta} Q(\beta, \delta) \\ &= \operatorname{argmax}_{\beta, \delta} \left[\sum_{i=1}^N \{\ln f(Y_i, p_i, \beta, \delta)\} \right. \\ &\quad \left. - N \sum_{j=1}^{K_1} P_{\lambda_{1,j}}(|\beta_j|) - N \sum_{j=1}^{K_2} P_{\lambda_{2,j}}(|\delta_j|) \right]. \end{aligned}$$

Denote $\beta_* = (\beta_{*,1}, \dots, \beta_{*,K_1})^T$ and $\delta_* = (\delta_{*,1}, \dots, \delta_{*,K_2})^T$. Let

$$\begin{aligned} \alpha_N &= \max_{1 \leq j_1 \leq K_1, 1 \leq j_2 \leq K_2} \left\{ P'_{\lambda_1}(|\beta_{*,j_1}|), P'_{\lambda_2}(|\delta_{*,j_2}|), \right. \\ &\quad \left. \beta_{*,j_1} \neq 0, \delta_{*,j_2} \neq 0 \right\}, \\ b_N &= \max_{1 \leq j_1 \leq K_1, 1 \leq j_2 \leq K_2} \left\{ P''_{\lambda_1}(|\beta_{*,j_1}|), P''_{\lambda_2}(|\delta_{*,j_2}|), \right. \\ &\quad \left. \beta_{*,j_1} \neq 0, \delta_{*,j_2} \neq 0 \right\}, \end{aligned}$$

where $P''_\lambda(\theta)$ is the second-order derivative of $P_\lambda(\theta)$.

We impose the regularity conditions similar to Fan and Peng [2004].

Assumption 5 *The parameter values (β_*, δ_*) and regularization parameters (λ_1, λ_2) satisfy*

$$\begin{aligned} \min_{1 \leq j \leq s_1} |\beta_{*,j}|/\lambda_1 \rightarrow \infty, \quad \min_{1 \leq j \leq s_2} |\delta_{*,j}|/\lambda_2 \rightarrow \infty, \\ \max_{s_1+1 \leq j \leq K_1} |\beta_{*,j}|/\lambda_1 \rightarrow 0, \quad \max_{s_2+1 \leq j \leq K_2} |\delta_{*,j}|/\lambda_2 \rightarrow 0, \end{aligned}$$

as $N \rightarrow \infty$.

Assumption 5 divides β_* and δ_* into non-zero segments, i.e., s_1 -dimensional β_{*1} and s_2 -dimensional δ_{*1} , and negligible segments, i.e., $(K_1 - s_1)$ -dimensional β_{*2} and $(K_2 - s_2)$ -dimensional δ_{*2} . If β_{*2} and δ_{*2} are exactly zero, they satisfy the above conditions automatically. We then denote θ_* as $(\theta_{*1}^T, \theta_{*2}^T)^T$, with $\theta_{*1} = (\beta_{*1}^T, \delta_{*1}^T)^T$ of dimension $s = s_1 + s_2$, and $\theta_{*2} = (\beta_{*2}^T, \delta_{*2}^T)^T$.

Fan and Peng [2004] showed under Assumption 5, for the SCAD penalties, $\alpha_N = 0$ and $b_N = 0$ as N is large enough, where the former ensures the existence of root- N/K -consistent penalized likelihood estimator, and the latter ensures the penalty function does not have much more influence on the penalized likelihood functions, making the penalty estimator have the same efficiency as the maximum likelihood estimator.

Denote $\|v\|_p$ as the \mathcal{L}_p -norm of a vector v . Based on these assumptions, we can provide the consistency and the asymptotic normality of the estimated parameters.

Theorem 2 *Suppose that the working density function $f(Y, p, \beta, \delta)$ and the true density function $g(p, Y)$ satisfy Assumptions S1–S9 on the Supplementary Material, and the SCAD penalty functions $P_{\lambda_1}(\cdot), P_{\lambda_2}(\cdot)$ satisfy Assumption 5. If $K^4/N \rightarrow 0$ as $N \rightarrow \infty$, then there is a local maximizer $(\hat{\beta}, \hat{\delta})$ of $Q(\beta, \delta)$ such that $\|\hat{\beta} - \beta_*\|_2 = O_p\{(K/N)^{1/2}\}$, $\|\hat{\delta} - \delta_*\|_2 = O_p\{(K/N)^{1/2}\}$.*

Then we have the following theorem.

Theorem 3 *Under Assumption 5 and Assumptions S1–S9 in the Supplementary Material, if $\lambda_1, \lambda_2 \rightarrow 0$, $\sqrt{N/K}\lambda_1 \rightarrow \infty$, $\sqrt{N/K}\lambda_2 \rightarrow \infty$ and $K^5/N \rightarrow 0$ as $N \rightarrow \infty$, then with probability tending to 1, $\hat{\beta}, \hat{\delta}$ in Theorem 2 must satisfy*

a) (Sparsity) $\hat{\beta}_2 = 0, \hat{\delta}_2 = 0$.

b) (Asymptotic normality)

$$\begin{aligned} \sqrt{N}WA^{1/2}(\theta_{*1}) \left(\hat{\theta}_1 - \theta_{*1} \right) \\ \rightarrow \mathcal{N} \left(0, WA^{-1/2}(\theta_{*1})B(\theta_{*1})A^{-1/2}(\theta_{*1})W^T \right) \end{aligned}$$

in distribution, where W is a $q \times s$ matrix such that $WW^T \rightarrow G$, and G is a $q \times q$ nonnegative symmetric matrix. For simplicity, the specific forms of $W, A(\theta)$ and $B(\theta)$ are deferred to the Supplementary Material.

Theorems 2-3 demonstrate that under proper selection of regularization parameters, the estimator $\hat{\theta}$ is consistent for θ_* and asymptotic normal.

On the other hand, using a single λ may not yield the desired results as stated in Theorem 3. This can be illustrated by a simple analytical calculation demonstrating that a single λ does not satisfy Assumption 5. Let $\beta_{*1} = O_p(N^{-1/2}), \beta_{*2} = O_p(N^{-1}), \delta_{*1} = O_p(N^{-1/10}), \delta_{*2} = O_p(N^{-1/3})$. Assuming $\lambda_1 = N^\epsilon$ and $\lambda_2 = N^\gamma$ such that $\beta_{*1}, \beta_{*2}, \delta_{*1}$ and δ_{*2} satisfy Assumption 5:

$$\begin{aligned} \frac{N^{-1/2}}{N^\epsilon} \rightarrow \infty, \quad \frac{N^{-1/10}}{N^\gamma} \rightarrow \infty, \\ \frac{N^{-1}}{N^\epsilon} \rightarrow 0, \quad \frac{N^{-1/3}}{N^\gamma} \rightarrow 0. \end{aligned}$$

Then, we should have $-1 < \epsilon < -1/2$ and $-1/3 < \gamma < -1/10$, which means it is impossible to reduce $\lambda_1 = N^\epsilon$ and $\lambda_2 = N^\gamma$ to a single λ that satisfies the conditions in Assumption 5. This simple example shows that if the magnitude of β_* and δ_* differ largely, one single penalty cannot satisfy the requirements for consistency and oracle properties. A toy numerical experiment in the Supplemental Materials demonstrates that utilizing different penalties for β_* and δ_* yields superior performance compared to using a single penalty. The simulation study in Section 4 corroborates this phenomenon.

It should be noted that Theorem 2-3 can be expanded to incorporate different working density functions f , not just the current form corresponding to the least squares loss. This means we can also adopt other losses beyond the least squares loss. If f takes other forms, under certain regularity conditions on f and g , $\hat{\theta}$ that maximizes the penalized quasi-log-likelihood function $Q(\theta)$ converges to θ_* , where θ_* minimizes the Kullback-Leibler Information Criterion (KLIC) between f and g , $KLIC(g : f, \theta) = \mathbb{E} [\log \{g(Y, p)/f(Y, p, \theta)\}]$. However, the identification strategy for τ from $f(Y, p, \theta_*)$ may change, depending on the specific form of $f(Y, p, \theta_*)$, similar to Wang et al. [2023]. Future work will focus on extending the DPIE of τ to other loss functions.

3.3 COMPARISON BETWEEN THE DPIE AND THE RE-ONLY ESTIMATOR

We now show the advantage of the DPIE of the ATE $\hat{\tau} = \hat{\beta}_A$ based on the combined data compared with the RE-only estimator $\hat{\tau}_{RE} = \hat{\beta}_{A,RE}$. For ease of comparison, we assume homoscedasticity of the residual error ϵ in the equation $Y = \bar{\mu}_{A,S}(X) + \epsilon$, where $\mathbb{V}(\epsilon) = \sigma^2$.

Theorem 4 *Under Assumption 1–5 and Assumptions S1–S9 in Supplementary Material, if $\lambda_1, \lambda_2 \rightarrow 0$, $\sqrt{N/K}\lambda_1 \rightarrow \infty$, $\sqrt{N/K}\lambda_2 \rightarrow \infty$ and $K^5/N \rightarrow 0$ as $N \rightarrow \infty$. For the penalized least squares estimators,*

- in the combined RE and EC data, $\sqrt{N}(\hat{\tau} - \tau) \rightarrow \mathcal{N}\{0, \mathbb{V}(\hat{\tau})\}$ in distribution;*
- in the RE data, $\sqrt{n}(\hat{\tau}_{RE} - \tau) \rightarrow \mathcal{N}\{0, \mathbb{V}(\hat{\tau}_{RE})\}$ in distribution; and*
- $\mathbb{V}(\hat{\tau}_{RE}) > \mathbb{V}(\hat{\tau})$.*

Theorem 4 shows that the estimate of τ will remain accurate, regardless of the validity of the ANCOVA working model. When incorporating ECs, the DPIE estimator gains efficiency over the RE-only estimator.

4 SIMULATION

In this section, we demonstrate the importance of applying distinct penalties for different data sources. Subsequently, we compare the proposed estimator of τ with the RE-only estimator and existing competitors that combine REs and ECs.

4.1 SIMULATION STUDY 1

We generate two data sources with sample sizes $n = m = 1000$. Covariates $X \in \mathbb{R}^{50}$ are generated by $X_d \sim \text{Uniform}[1 - \sqrt{3}, 1 + \sqrt{3}]$, $d = 1, \dots, 50$, and outcome is generated by $Y = X^T \beta_0 + (1 - S) X^T \delta_0 + \epsilon$, where $\epsilon \sim \mathcal{N}(0, 1)$. We simulate $T = 100$ Monte Carlo times, and specify the true $\beta_0 = (1, \dots, 50)^T/50$.

To examine the instances where various penalties are required and validate the argument presented in Section 3, we specify three cases for δ_0 :

- $\|\delta_0\|_1 \geq \|\beta_0\|_1$ and half of parameters in δ_0 equal to zero: $c\|\beta_0\|_1 = \|\delta_0\|_1$ and $c = 1, 3, 5, 7, 9$.
- $\|\delta_0\|_1 < \|\beta_0\|_1$ and half of parameters in δ_0 equal to zero: $c\|\beta_0\|_1 = \|\delta_0\|_1$ and $c = 0.1, 0.3, 0.5, 0.7, 0.9$.
- Vary the sparsity level of δ_0 while ensuring that its magnitude satisfies $\|\delta_0\|_1 = \|\beta_0\|_1$: the number of variables in δ_0 that equal zero gradually change, increasing from 2 to 50 with a step size of three.

In each case, we compare the following estimators:

- the proposed estimator based on the combined data using the double SCAD penalty (denoted as ‘‘DPIE’’),
- the estimator based on the combined data using the single SCAD penalty (denoted as ‘‘SPIE’’), and
- the estimator based only on the RE data (denoted as ‘‘RE’’).

All results are based on re-fitting models with the parameters chosen in each method, and compare the results based on the mean squared error $MSE = \sqrt{d^{-1} \sum_{i=1}^d (\hat{\beta}_i - \beta_{0,i})^2}$ and the percentage of incorrectly selecting more (denoted as ‘‘Over-select’’) and fewer parameters (denoted as ‘‘Under-select’’). Figure 1 shows the MSE results and the percentage of Under-select and Over-select in case a). When the magnitudes of two parameters differ, using different penalties improves accuracy when compared to using the same penalties for all parameters. Moreover, the gained accuracy improves as the magnitude difference increases. The right panel of Figure 1 shows the percentage of incorrectly selecting more or fewer variables. When $\|\delta_0\|_1 \geq \|\beta_0\|_1$, using the same penalties makes it difficult to select β_0 , resulting in a large MSE. These findings are consistent with the theoretical results in Section 3. Case b) for $\|\delta_0\|_1 < \|\beta_0\|_1$ shows

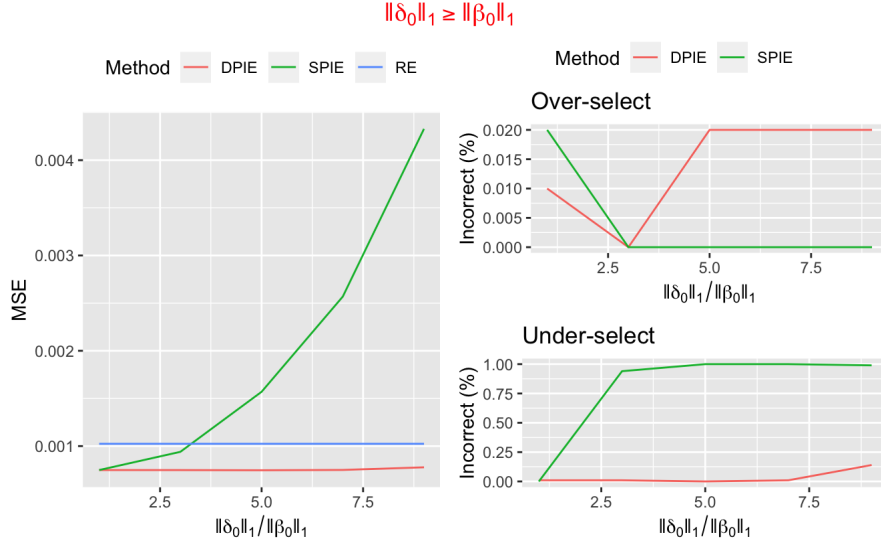


Figure 1: Simulation results based on 100 Monte Carlo times. The left panel shows the MSE versus the magnitude ratio between δ_0 and β_0 . The right panel shows the percentage of wrongly choosing more and fewer parameters, separately.

a similar phenomenon, and thus the results are deferred to the Supplementary Material.

In contrast, in Case c), where we vary the sparsity levels of δ_0 while keeping the magnitude the same ($\|\delta_0\|_1 = \|\beta_0\|_1$), the DPIE and SPIE methods demonstrate similar performances. Refer to the figure in the Supplementary Material for a visual representation. This finding also aligns with the theoretical result in Section 3, where we only need to restrict the magnitude of different parameters to guarantee consistency and oracle properties.

4.2 SIMULATION STUDY 2

We now compare the DPIE of τ with the RE-only estimator and existing competitors combining the REs and the ECs. We generate REs and ECs with sample sizes $n = m = 1000$. Covariates $X \in \mathbb{R}^2$ are generated by $X_d \sim \text{Uniform}[-1.5, 1.5]$, $d = 1, 2$. The treatments A in the REs are generated by $\text{Binomial}(1000, 0.5)$. We consider two settings for generating outcomes:

- S1. $Y = -1.5X_1^2 - 1.5X_2 + 2A + (1-S)(10X_1^2 + 4X_2^3) + \epsilon$, where $\epsilon \sim \mathcal{N}(0, 1)$;
- S2. $Y = -1.5X_1^2 - 1.5e^{-X_2} + 2A + (1-S)(10X_1^2 + 4X_2^3) + \epsilon$, where $\epsilon \sim \mathcal{N}(0, 1)$.

In each case, we specify $\bar{\mu}_{1,1}(X; \beta)$, $\bar{\mu}_{0,1}(X; \beta)$ and $b_0(X)$ by using the power series basis functions with a maximum power of three. We use the double SCAD penalty method to select important features of $\bar{\mu}_{1,1}(X; \beta)$, $\bar{\mu}_{0,1}(X; \beta)$ and $b_0(X)$, where, in Setting S1, the working models are correct, while in Setting S2, the working models are misspecified for $\bar{\mu}_{1,1}(X; \beta)$, $\bar{\mu}_{0,1}(X; \beta)$. After selecting parameters, we

estimate the variance of $\hat{\tau}$ using standard software output from linear regression. We compare our method with the Bayesian Power Prior (BPP) method [Lin et al., 2019] and the matching and bias adjustment (MBA) procedure [Stuart and Rubin, 2008].

The BPP method leverages the estimated probability of trial inclusion $\mathbb{P}(S = 1 | X)$ as the power to downweight the contribution of the likelihood of each EC subject. It requires the full likelihood function to be correctly specified. To meet this requirement, we utilize power series basis functions with a maximum power of three to fit the likelihood functions for both REs and ECs. This grants more flexibility to fulfill the rigorous assumption. The MBA approach consists of three stages: in stage 1, match concurrent treated units (CTs) with CCs, leaving some treatment units potentially unmatched; in stage 2, match CCs with ECs to measure the bias δ between ECs and CCs; in stage 3, match the unmatched CTs in the first stage with ECs, adjusting the matched ECs by removing the bias term δ . The MBA average treatment effect is the standard treatment effect analysis applied to stage 1 matched CT and CC pairs and stage 3 matched CT and EC pairs adjusting for the bias term.

Table 1 shows the absolute bias of the estimated ATE $\hat{\tau}$, true variances v , estimated variances \hat{v} , MSE, and 95% Wald confidence intervals. In both settings, combining EC and RE data improves accuracy and efficiency. The BPP procedure encounters two major challenges that may lead to increased bias. First, it relies on the full likelihood function to be accurately defined, which is an unrealistic expectation. Second, even $\mathbb{P}(S = 1 | X)$ is utilized as a power to lower the influence of the likelihood of each EC subject, $\mathbb{P}(S = 1 | X)$ itself cannot capture all the difference between ECs and CCs, leading to an increased bias. The MBA procedure in

Table 1: The absolute bias, true variance, MSE, estimated variance, and the 95% Wald confidence intervals of DIPE, ANCOVA, BPP (Bayesian Power Prior), MBA (Matching and Bias Adjustment) in two settings (denoted as S1, S2). All numbers are the true values times 10^{-3} except for CI. The results with the best performance are highlighted in bold.

	RE		EC+RE	
	ANCOVA	DIPE	BPP	MBA
S1				
$ \hat{\tau} - \tau $	4.05	2.43	110.7	646
v	3.94	3.33	326	457
MSE	3.96	3.34	338	874
\hat{v}	4.00	3.27	–	–
CI	95.6%	94.6%	–	–
S2				
$ \hat{\tau} - \tau $	4.67	4.42	111.5	645
v	3.97	3.33	328	457
MSE	3.99	3.35	340	873
\hat{v}	4.01	3.30	–	–
CI	95.8%	95%	–	–

Stuart and Rubin [2008] measures the difference between the ECs and CCs in two stages: first they used ECs to match CCs, balancing covariates between the ECs and CCs in this process. They then determined the bias value, δ , between ECs and CCs using matched groups of CCs and ECs. This δ is constant for all X and may not be accurate. In contrast, our methods use a bias function, $b_0(X)$, which adapts to different X values and accounts for all differences, irrespective of whether they arise from covariates or the outcome. Consequently, our approach is more effective than the two-stage method proposed by Stuart and Rubin [2008]. As shown in Table 1, Stuart and Rubin [2008] approach has a larger bias compared to our method and the Bayesian Power Prior method due to the less accurate bias term, δ .

5 REAL DATA ANALYSIS

We apply the proposed DPIE to data from the National Supported Work (NSW) study, which evaluates the impact of a job training program on future earnings. The dataset comprises an experimental sample for randomized evaluation and a nonexperimental sample from the Current Population Survey (CPS) program. The original CPS dataset includes 15,992 control units. To create external controls, we employ the matching procedure [Abadie and Imbens, 2006], matching each NSW control with 2 CPS controls without replacement. As a result, the RE consists of 260 random treatment units and 260 random control units (CCs), supplemented by 520 external control units (ECs).

This analysis includes the eight original covariates from the NSW and CPS datasets (age, education, Black, Hispanic,

married, having no college degree (denoted as “nodeg”), real earnings in 1974 (denoted as “re74”), and real earnings in 1975 (denoted as “re75”) as well as their 2-way interactions. The outcome of interest is the real earnings in 1978 (denoted as “re78”). For a better regression, we divide all the real earnings (re74, re75, re78) by 1000, scale all covariates between 0 and 1, and omit variables with the same value across observations. There are 86 covariates in total, with 43 covariates in the bias function and 43 covariates in the outcome mean function. Accordingly, we use the mean of real earnings in 1978 in the REs as the true value, 1.794.

Table 2 shows the estimated control mean $\hat{\tau}$ (reported as “Est”), along with the standard error (reported as “se”) and 95% Wald confidence intervals using the proposed DPIE estimator, the SPIE estimator and the SCAD estimator only based on the RE data. The number of variables selected in the outcome mean model (reported as “#v_μ_{0,1}”) and in the bias function are also reported (reported as “#v_b₀”). Even though the bias function is as complex as the outcome mean model, the DPIE improves efficiency by increasing the sample size, resulting in the standard error of DPIE being smaller than that of RE in this real data scenario. On the other hand, the SPIE estimator has a larger bias than the DPIE, because the magnitude of the outcome mean function is much smaller than that of the bias function, leading to a biased estimate compared with the DPIE, which is consistent with our simulation results shown in Figure 1. Based on the DPIE estimator, the estimated average treatment effect is 1.857.

Table 2: The first panel shows estimated τ and corresponding standard error, bias, 95% Wald confidence interval and the number of selected variables in the outcome mean model. The last two columns show the number of selected variables (#v) in the outcome mean model $\bar{\mu}_{0,1}(X)$ and the bias function $b_0(X)$ based on the DPIE.

	Est	se	bias	#v_μ _{0,1}	#v_b ₀
DPIE	1.857 (0.746, 2.969)	0.567	0.063	4	4
SPIE	1.626 (0.582, 2.671)	0.533	0.168	5	1
RE	1.698 (0.455, 2.941)	0.634	0.097	4	/

6 DISCUSSION

We introduce a bias function to measure the discrepancy between the ECs and the working model in REs and use sieve estimation and feature selection techniques to handle the high-dimensional nature of the basis functions and to prevent irrelevant covariates from being included in the outcome mean model. We propose a double penalty integration estimator (DPIE) that takes advantage of the different levels of smoothness of the outcome mean and bias functions. Our results demonstrate that the DPIE is consistent, has the oracle property, and is asymptotically normal when the penalty

parameters are selected appropriately. Moreover, our estimator is robust to model misspecification and is more efficient than the REs alone.

We provide a general framework with a broad class of choices for combining multiple datasets and employing flexible penalized regression procedures. Combining several treatments for a more accurate estimation of the value functions in policy evaluation and individual treatment regimes is a direct extension of our method. In addition, our outcome Y can be extended to multiple types, including survival [Lee et al., 2022] and zero-inflation outcomes [Yu et al., 2021]. In lieu of better estimating the outcome mean function to enhance the ATE estimate, one may directly combine the bias function and the heterogeneous treatment effects (HTEs; Yang et al. [2023]), which are the causal effects of a treatment given the characteristics of the subjects, to obtain a more accurate estimate of the HTEs. Evaluating the HTEs is the primary question in many domains, including precision medicine and tailored policy recommendations [Colnet et al., 2020, Chu et al., 2023]. Finally, we exclusively consider the SCAD penalty in our theoretical study. The SCAD penalty addresses consistency, oracle property, and asymptotic normality of some local minimizer of the penalized loss. However, it doesn't ensure the uniqueness of the solution or provide methods for identifying the specific local minimizer with the desired properties among a large pool of potential local minimizers [Zhang, 2010]. This gap between theory and practice presents an interesting avenue for future research. To address this concern, we propose several potential approaches: Fan et al. [2014] introduced a general procedure based on the LLA algorithm and derive a lower bound on the probability that a specific local solution exactly matches the oracle estimator, which could be applicable in real-world scenarios; Kim and Kwon [2012] provided conditions for determining the uniqueness of a local minimizer. Additionally, we recommend varying initial values in R's `ncvfit` function, and selecting the estimate that minimizes error. Alternatively, using unpenalized estimated covariates as initial values can be considered. Moreover, A general theoretical framework for multiple penalties, such as the adaptive Lasso [Zou, 2006] and minimax concave penalty [Zhang, 2010] of double penalty selection, would therefore be desirable.

References

Alberto Abadie and Guido W Imbens. Large sample properties of matching estimators for average treatment effects. *Econometrica*, 74(1):235–267, 2006.

Peter Bühlmann and Domagoj Čevid. Deconfounding and causal regularisation for stability and external validity. *International Statistical Review*, 88:S114–S134, 2020.

Xiaohong Chen. Large sample sieve estimation of semi-

nonparametric models. *Handbook of Econometrics*, 6: 5549–5632, 2007.

Victor Chernozhukov, Christian Hansen, and Yuan Liao. A lava attack on the recovery of sums of dense and sparse signals. *The Annals of Statistics*, 45(1):39–76, 2017.

Jianing Chu, Wenbin Lu, and Shu Yang. Targeted optimal treatment regime learning using summary statistics. *Biometrika*, 2023. doi: 10.1093/biomet/asad020.

Bénédicte Colnet, Imke Mayer, Guanhua Chen, Awa Dieng, Ruohong Li, Gaël Varoquaux, Jean-Philippe Vert, Julie Josse, and Shu Yang. Causal inference methods for combining randomized trials and observational studies: a review, 2020. URL <https://arxiv.org/abs/2011.08047>.

Jianqing Fan and Runze Li. Variable selection via nonconcave penalized likelihood and its oracle properties. *Journal of the American Statistical Association*, 96(456): 1348–1360, 2001.

Jianqing Fan and Heng Peng. Nonconcave penalized likelihood with a diverging number of parameters. *The Annals of Statistics*, 32(3):928–961, 2004.

Jianqing Fan, Lingzhou Xue, and Hui Zou. Strong oracle optimality of folded concave penalized estimation. *The Annals of Statistics*, 42(3):819 – 849, 2014.

Food and Drug Administration. Rare diseases: Natural history studies for drug development. <https://www.fda.gov/media/122425/download>. accessed 17 feb 2021. 2019.

Alexandre Gilotte, Clément Calauzènes, Thomas Nedelec, Alexandre Abraham, and Simon Dollé. Offline a/b testing for recommender systems. In *Proceedings of the Eleventh ACM International Conference on Web Search and Data Mining*, pages 198–206, 2018.

Sander Greenland, Judea Pearl, and James M Robins. Causal diagrams for epidemiologic research. *Epidemiology*, 10(1):37–48, 1999.

Miguel A Hernán and James M Robins. Using big data to emulate a target trial when a randomized trial is not available. *American Journal of Epidemiology*, 183(8): 758–764, 2016.

Brian P Hobbs, Daniel J Sargent, and Bradley P Carlin. Commensurate priors for incorporating historical information in clinical trials using general and generalized linear models. *Bayesian Analysis*, 7(3):639–674, 2012.

Brian P Hobbs, Bradley P Carlin, and Daniel J Sargent. Adaptive adjustment of the randomization ratio using historical control data. *Clinical Trials*, 10(3):430–440, 2013.

- Joseph G Ibrahim and Ming-Hui Chen. Power prior distributions for regression models. *Statistical Science*, 15(1): 46–60, 2000.
- Yongdai Kim and Sunghoon Kwon. Global optimality of nonconvex penalized estimators. *Biometrika*, 99(2):315–325, 2012.
- Dasom Lee, Shu Yang, and Xiaofei Wang. Doubly robust estimators for generalizing treatment effects on survival outcomes from randomized controlled trials to a target population, 2022. URL <https://arxiv.org/abs/2201.06595>.
- Junjing Lin, Margaret Gamalo-Siebers, and Ram Tiwari. Propensity-score-based priors for bayesian augmented control design. *Pharmaceutical Statistics*, 18(2):223–238, 2019.
- Beat Neuenschwander, Michael Branson, and David J Spiegelhalter. A note on the power prior. *Statistics in Medicine*, 28(28):3562–3566, 2009.
- Stuart J Pocock. The combination of randomized and historical controls in clinical trials. *Journal of Chronic Diseases*, 29(3):175–188, 1976.
- Donald B Rubin. Estimating causal effects of treatments in randomized and nonrandomized studies. *Journal of Educational Psychology*, 66(5):688–701, 1974.
- Donald B Rubin. Bayesian inference for causal effects: The role of randomization. *The Annals of Statistics*, 6(1): 34–58, 1978.
- Donald B Rubin. The design versus the analysis of observational studies for causal effects: parallels with the design of randomized trials. *Statistics in Medicine*, 26(1):20–36, 2007.
- Donald B Rubin and Neal Thomas. Matching using estimated propensity scores: relating theory to practice. *Biometrics*, 52(1):249–264, 1996.
- Heinz Schmidli, Sandro Gsteiger, Satrajit Roychoudhury, Anthony O’Hagan, David Spiegelhalter, and Beat Neuenschwander. Robust meta-analytic-predictive priors in clinical trials with historical control information. *Biometrics*, 70(4):1023–1032, 2014.
- David J Spiegelhalter. Incorporating bayesian ideas into health-care evaluation. *Statistical Science*, 19(1):156–174, 2004.
- Jerzy Splawa-Neyman, D. M. Dabrowska, and T. P. Speed. On the application of probability theory to agricultural experiments. essay on principles. section 9. *Statistical Science*, 5(4):465–472, 1990.
- Elizabeth A Stuart and Donald B Rubin. Matching with multiple control groups with adjustment for group differences. *Journal of Educational and Behavioral Statistics*, 33(3):279–306, 2008.
- Robert Tibshirani. Regression shrinkage and selection via the lasso. *Journal of the Royal Statistical Society: Series B (Methodological)*, 58(1):267–288, 1996.
- Kert Viele, Scott Berry, Beat Neuenschwander, Billy Amzal, Fang Chen, Nathan Enas, Brian Hobbs, Joseph G Ibrahim, Nelson Kinnersley, Stacy Lindborg, et al. Use of historical control data for assessing treatment effects in clinical trials. *Pharmaceutical Statistics*, 13(1):41–54, 2014.
- Bingkai Wang, Ryoko Susukida, Ramin Mojtabei, Masoumeh Amin-Esmaeili, and Michael Rosenblum. Model-robust inference for clinical trials that improve precision by stratified randomization and covariate adjustment. *Journal of the American Statistical Association*, 118(542): 1152–1163, 2023.
- Wenjia Wang and Yi-Hui Zhou. A double penalty model for interpretability, 2019. URL <https://arxiv.org/abs/1909.06263>.
- Lili Wu and Shu Yang. Integrative r -learner of heterogeneous treatment effects combining experimental and observational studies. In *Proceedings of the First Conference on Causal Learning and Reasoning*, volume 177 of *Proceedings of Machine Learning Research*, pages 904–926, 2022.
- Bing Xing, Ning Yang, and Xu Yaosheng. Adaptive estimation of multivariate regression with hidden variables. *The Annals of Statistics*, 50(2):640 – 672, 2021.
- Shu Yang, Donglin Zeng, and Xiaofei Wang. Improved inference for heterogeneous treatment effects using real-world data subject to hidden confounding, 2022. URL <https://arxiv.org/abs/2007.12922>.
- Shu Yang, Chenyin Gao, Donglin Zeng, and Xiaofei Wang. Elastic integrative analysis of randomized trial and real-world data for treatment heterogeneity estimation. *Journal of the Royal Statistical Society Series B: Statistical Methodology*, 2023. doi: 10.1093/jrssi/bqkad017.
- Miao Yu, Wenbin Lu, Shu Yang, and Pulak Ghosh. Multiplicative structural nested mean model for zero-inflated outcomes. *Biometrika*, 103(1):1–17, 2021.
- Jiacheng Yuan, Jeen Liu, Ray Zhu, Ying Lu, and Ulo Palm. Design of randomized controlled confirmatory trials using historical control data to augment sample size for concurrent controls. *Journal of Biopharmaceutical Statistics*, 29(3):558–573, 2019.

Cun-Hui Zhang. Nearly unbiased variable selection under minimax concave penalty. *The Annals of Statistics*, 38(2): 894–942, 2010.

Hui Zou. The adaptive lasso and its oracle properties. *Journal of the American Statistical Association*, 101(476): 1418–1429, 2006.

Enhancing Treatment Effect Estimation: A Model Robust Approach Integrating Randomized Experiments and External Controls using the Double Penalty Integration Estimator (Supplementary Material)

Yuwen Cheng¹Lili Wu²Shu Yang³¹Statistics Dept. North Carolina State University²Microsoft Research NYC³Statistics Dept. North Carolina State University

The supplementary material is structured as follows: Section S1 includes regularity assumptions. Section S2 provides proofs for the main theorems. Section S3 presents the toy example mentioned in Section 2. Section S4 displays additional figures for the first simulation study in this section. The simulation codes are in the <https://github.com/yuwen997/simulation-codes>.

S1 REGULARITY CONDITIONS

In this section, we provide the same assumptions on likelihood functions and density functions as those in Fan and Peng [2004], White [1982]. To utilize their languages, we specify a working density function $f(Y, p, \theta) = f(Y, p, \beta, \delta)$ ¹ such that the minimizer $\theta_* = (\beta_*, \delta_*)$ of $\mathbb{E}\{Y - h(A, X, S; \beta, \delta)\}^2$, where $h(A, X, S; \beta, \delta) = \beta_{\text{int}} + \beta_A A + \beta_X^T p_\mu(X) + (1 - S)\delta^T p_b(X)$, is also the minimizer of the Kullback-Leibler Information Criterion, $KLIC(g : f, \beta, \delta) = \mathbb{E}[\log\{g(Y, p)/f(Y, p, \beta, \delta)\}]$. Here, $g(Y, p)$ is the true density function of (Y, p) and does not depend on the unknown parameter (β, δ) . A straightforward choice of $f(Y, p, \beta, \delta)$ is the Gaussian density function with mean $h(A, X, S; \beta, \delta)$. It is also important to mention that Theorem 2 and Theorem 3 can be extended to incorporate various working density functions f , given that f and g satisfy assumptions S1–S9.

For a better understanding of these conditions, an informal summary of assumptions S1–S9 is provided here. Assumptions S1–S7 align with A1–A7 in White [1982], ensuring MLE estimator consistency and asymptotic normality in both misspecified and correct models. S8–S9 resemble F–G in Fan and Peng [2004], bounding f moments.

Assumption S1 *The independent random vectors (p_i, Y_i) , $i = 1, \dots, N$, have common joint distribution function G on Υ , a measurable Euclidean space, with measurable Radon-Nikodym density $g = dG/d\mu$.*

Assumption S2 *The family of distribution functions $F(Y_1, p, \theta)$ has Radon-Nikodym densities $f(y, p, \theta) = dF(y, p, \theta)/d\mu$ which are measurable in (y, p) for every θ in Θ , a compact subset of Euclidean space, and continuous in θ for every (y, p) in Υ .*

Assumption S3 *(a) $\mathbb{E}\{\log g(Y, p)\}$ exists and $|\log f(y, p, \theta)| \leq m(y, p)$ for all θ in Θ , where m is integrable with respect to G ; (b) $KLIC(g : f, \theta)$ has a unique minimum at θ_* in Θ .*

Assumption S4 *$\partial \log f(y, p, \theta)/\partial \theta_j$, $j = 1, \dots, K$, are measurable functions of (y, p) for each θ in Θ and continuously differentiable functions of θ for each (y, p) in Υ .*

Assumption S5 *$|\partial^2 \log f(y, p, \theta)/\partial \theta_i \partial \theta_j|$ and $|\partial \log f(y, p, \theta)/\partial \theta_i \cdot \partial \log f(y, p, \theta)/\partial \theta_j|$, $i, j = 1, \dots, K$ are dominated by functions integrable with respect to G for each θ in Θ and (y, p) in Υ .*

¹We will use θ and (β, δ) exchangeably for clarity in different contexts.

Assumption S6 Define matrix

$$A(\theta) = -\mathbb{E} \left\{ \frac{\partial^2 \log f(Y_1, p_1, \theta)}{\partial \theta_j \partial \theta_k} \right\} > 0,$$

$$B(\theta) = \mathbb{E} \left[\left\{ \frac{\partial \log f(Y_1, p_1, \theta)}{\partial \theta} \right\} \left\{ \frac{\partial \log f(Y_1, p_1, \theta)}{\partial \theta} \right\}^T \right],$$

and (a) θ_* is interior to Θ ; (b) $B(\theta_*)$ is nonsingular; (c) θ_* is a regular point of $A(\theta)$.

Assumption S7 $|\partial \{ \partial f(y, p, \theta) / \partial \theta_i \cdot f(y, p, \theta) \} / \partial \theta_j|$, $i, j = 1, \dots, K$ are dominated by functions integrable with respect to μ for all θ in Θ and the minimal support of $f(y, p, \theta)$ does not depend on θ .

Assumption S8 Define matrix

$$C(\theta) = A(\theta)B^{-1}(\theta)A(\theta).$$

Assume matrix $A(\theta)$ and $B(\theta)$ satisfy the following conditions

$$0 < C_1 < \lambda_{\min} \{A(\theta)\} \leq \lambda_{\max} \{A(\theta)\} < C_2 < \infty \text{ for all } N,$$

$$0 < C_1^* < \lambda_{\min} \{B(\theta)\} \leq \lambda_{\max} \{B(\theta)\} < C_2^* < \infty \text{ for all } N,$$

and for $j, k = 1, \dots, K$,

$$\mathbb{E}_\theta \left\{ \frac{\partial \log f(Y_1, p_1, \theta)}{\partial \theta_j} \frac{\partial \log f(Y_1, p_1, \theta)}{\partial \theta_k} \right\}^2 < C_3 < \infty$$

and

$$\mathbb{E}_\theta \left\{ \frac{\partial^2 \log f(Y_1, p_1, \theta)}{\partial \theta_j \partial \theta_k} \right\}^2 < C_4 < \infty.$$

Assumption S9 There is a large enough open subset ω_N of $\Theta \in \mathbb{R}^K$ which contains the parameter point θ_* , such that for almost all (p_i, Y_i) the density admits all third derivatives $\partial f(Y_i, p_i, \theta) / \partial \theta_j \partial \theta_k \partial \theta_l$ for all $\theta \in \omega_N$. Furthermore, there are functions M_{jkl} such that

$$\left| \frac{\partial \log f(Y_i, p_i, \theta)}{\partial \theta_j \partial \theta_k \partial \theta_l} \right| \leq M_{jkl}(Y_i, p_i)$$

for all $\theta \in \omega_N$, and

$$\mathbb{E}_\theta \{M_{jkl}^2(Y_i, p_i)\} < C_5 < \infty$$

for all K, N, j, k and l .

S2 PROOF

In this section, we provide proof of Theorems 1–4. Define $L(\theta) = L(\beta, \delta) = \sum_{i=1}^N \ln f(Y_i, p_i, \beta, \delta)$. Subsequently, the penalized quasi-likelihood function is $Q(\theta) = L(\theta) - N \sum_{i=1}^{K_1} P_{\lambda_{1,i}}(|\beta|) - N \sum_{i=1}^{K_2} P_{\lambda_{2,i}}(|\delta|)$.

S2.1 THEOREM S1

Theorem S1 was previously demonstrated in Lorentz [1966] and Chen [2007], and we restate it here.

Theorem S1 For any unknown function $f: \mathbb{R}^d \rightarrow \mathbb{R}$, assuming function $f(\cdot)$ is t times continuously differentiable. Let $K = (q+1)^d$ where x_1, \dots, x_d are at least up to power q , and let $r^K(x)$ be the K -dimension power series basis function, $R(x) = A_K r^K(x)$ where A_K is the matrix such that $\mathbb{E} \{R(X) R^T(X)\} = \mathcal{I}$ where \mathcal{I} is the identity matrix. Then there is a K -vector θ such that on the compact set \mathcal{X} , $\sup_{x \in \mathcal{X}} |f(x) - R^T(x)\theta| = O(K^{-t/d})$.

S2.2 PROOF FOR THEOREM 1

Under the combined dataset, the ANCOVA working model for $\mathbb{E}(Y \mid A, X, S)$ is

$$\bar{\mu}_{A,S}(X; \beta) = \beta_{\text{int}} + \beta_A A + \beta_X^T p_\mu(X) + (1 - S)b_0(X) = \bar{\mu}_{A,1}(X; \beta) + (1 - S)b_0(X).$$

Denote $\tilde{Y} = Y - (1 - S)b_0(X)$. Thus, the least squares loss function is $\mathbb{E}\{Y - \bar{\mu}_{A,S}(X; \beta)\}^2 = \mathbb{E}\{\tilde{Y} - \bar{\mu}_{A,1}(X; \beta)\}^2$, which can be further evaluated as

$$\begin{aligned} \mathbb{E}\{\tilde{Y} - \bar{\mu}_{A,1}(X; \beta)\}^2 &= \mathbb{E}\left\{\tilde{Y} - \mathbb{E}(\tilde{Y} \mid A, X, S) + \mathbb{E}(\tilde{Y} \mid A, X, S) - \bar{\mu}_{A,1}(X; \beta)\right\}^2 \\ &= \mathbb{E}\left\{\tilde{Y} - \mathbb{E}(\tilde{Y} \mid A, X, S)\right\}^2 + \mathbb{E}\left\{\mathbb{E}(\tilde{Y} \mid A, X, S) - \bar{\mu}_{A,1}(X; \beta)\right\}^2 \\ &= \mathbb{E}\left\{\tilde{Y} - \mathbb{E}(\tilde{Y} \mid A, X, S)\right\}^2 + \mathbb{E}\left[\mathbb{E}\left\{\mathbb{E}(\tilde{Y} \mid A, X, S) - \bar{\mu}_{A,1}(X; \beta)\right\}^2 \mid S\right] \\ &= \mathbb{E}\left\{\tilde{Y} - \mathbb{E}(\tilde{Y} \mid A, X, S)\right\}^2 + \mathbb{E}\left[\left\{\mathbb{E}(\tilde{Y} \mid A, X, S = 1) - \bar{\mu}_{A,1}(X; \beta)\right\}^2 \mid S = 1\right] \mathbb{P}(S = 1) \\ &\quad + \mathbb{E}\left[\left\{\mathbb{E}(\tilde{Y} \mid A = 0, X, S = 0) - \bar{\mu}_{0,1}(X; \beta)\right\}^2 \mid S = 0\right] \mathbb{P}(S = 0). \end{aligned}$$

We now show that $\beta_* = (\beta_{\text{int}*}, \beta_{A*}, \beta_{X*}^T)^T$ as the minimizer of $\mathbb{E}\{[Y - \bar{\mu}_{A,1}(X; \beta)]^2 \mid S = 1\}$ also minimizes the above loss function. In particular, we show that β_* minimizes both

$$\mathbb{E}\left[\left\{\mathbb{E}(\tilde{Y} \mid A, X, S = 1) - \bar{\mu}_{A,1}(X; \beta)\right\}^2 \mid S = 1\right], \quad (\text{S1})$$

and

$$\mathbb{E}\left[\left\{\mathbb{E}(\tilde{Y} \mid A = 0, X, S = 0) - \bar{\mu}_{0,1}(X; \beta)\right\}^2 \mid S = 0\right]. \quad (\text{S2})$$

First, by the definition, β_* minimizes

$$\begin{aligned} \mathbb{E}\{[Y - \bar{\mu}_{A,1}(X; \beta)]^2 \mid S = 1\} &= \mathbb{E}\{[Y - \mathbb{E}(Y \mid A, X, S = 1) + \mathbb{E}(Y \mid A, X, S = 1) - \bar{\mu}_{A,1}(X; \beta)]^2 \mid S = 1\} \\ &= \mathbb{E}\{[Y - \mathbb{E}(Y \mid A, X, S = 1)]^2 \mid S = 1\} \\ &\quad + \mathbb{E}\{[\mathbb{E}(Y \mid A, X, S = 1) - \bar{\mu}_{A,1}(X; \beta)]^2 \mid S = 1\}. \end{aligned}$$

Thus, β_* minimizes $\mathbb{E}\{[\mathbb{E}(Y \mid A, X, S = 1) - \bar{\mu}_{A,1}(X; \beta)]^2 \mid S = 1\}$, which equals (S1).

Second, by the definition of $b_0(X)$, we have

$$\begin{aligned} \mathbb{E}(\tilde{Y} \mid A = 0, X, S = 0) - \bar{\mu}_{0,1}(X; \beta) &= \mathbb{E}\{Y - b_0(X) \mid A = 0, X, S = 0\} - \bar{\mu}_{0,1}(X; \beta) \\ &= \mathbb{E}\{Y - \mathbb{E}(Y \mid A = 0, X, S = 0) + \bar{\mu}_{0,1}(X; \beta_*) \mid A = 0, X, S = 0\} - \bar{\mu}_{0,1}(X; \beta) \\ &= \mathbb{E}(Y \mid A = 0, X, S = 0) - \mathbb{E}(Y \mid A = 0, X, S = 0) + \bar{\mu}_{0,1}(X; \beta_*) - \bar{\mu}_{0,1}(X; \beta) \\ &= \bar{\mu}_{0,1}(X; \beta_*) - \bar{\mu}_{0,1}(X; \beta). \end{aligned}$$

Thus, β_* minimizes (S2). The proof for the first part of Theorem 1 is now complete.

Now, we show that β_{A*} identifies τ . By the definition, β_* minimizes

$$\mathbb{E}\left[\left\{\mathbb{E}(Y \mid A, X, S = 1) - \bar{\mu}_{A,1}(X; \beta)\right\}^2 \mid S = 1\right] = \mathbb{E}\left[\left\{\mu_{A,1}(X) - \bar{\mu}_{A,1}(X; \beta)\right\}^2 \mid S = 1\right].$$

Thus, the first derivative of $\mathbb{E}\left[\left\{\mu_{A,1}(X) - \bar{\mu}_{A,1}(X; \beta)\right\}^2 \mid S = 1\right]$ evaluated at β_* is a vector of zeros. Because $\bar{\mu}_{A,1}(X; \beta_*)$ includes an intercept term, β_* satisfies $\mathbb{E}\{\mu_{A,1}(X) - \bar{\mu}_{A,1}(X; \beta_*) \mid S = 1\} = 0$. Based on this result, we have $\tau = \mathbb{E}\{\mu_{1,1}(X) - \mu_{0,1}(X) \mid S = 1\} = \mathbb{E}\{\bar{\mu}_{1,1}(X) - \bar{\mu}_{0,1}(X) \mid S = 1\} = \beta_{A*}$. The proof for the second part of Theorem 1 is complete.

S2.3 PROOF FOR THEOREM 2

Assume $g(Y, p)$ is the true density function, $f(Y, p, \theta)$ is the working density function. By the choice of f , $\theta_* = (\beta_*^T, \delta_*^T)^T$ minimizing $\mathbb{E}\{Y - h(A, X, S; \beta, \delta)\}^2$ also minimizes

$$KLIC(g : f, \theta) = \mathbb{E} [\log \{g(Y, p)/f(Y, p, \theta)\}].$$

We follow the similar proofs in Fan and Peng [2004], let $a_N = \sqrt{K} (N^{-1/2} + \alpha_N)$ and set $\|\mathbf{u}\|_2 = C$, where C is a large enough constant, our aim is to show that for any given ϵ there is a large constant C such that, for large N we have

$$\mathbb{P} \left\{ \sup_{\|\mathbf{u}\|_2=C} Q(\theta_* + a_N \mathbf{u}) < Q(\theta_*) \right\} \geq 1 - \epsilon.$$

This implies that with probability tending to 1 there is a local maximum $\hat{\theta}$ in the call $\{\theta_* + a_N \mathbf{u} : \|\mathbf{u}\|_2 \leq C\}$ such that $\|\hat{\theta} - \theta_*\|_2 = O_p(a_N)$. Because $P_{\lambda_1}(0) = P_{\lambda_2}(0) = 0$, We have

$$\begin{aligned} D(\mathbf{u}) &= Q(\theta_* + a_N \mathbf{u}) - Q(\theta_*) \\ &\leq \underbrace{L(\theta_* + a_N \mathbf{u}) - L(\theta_*)}_{(I)} \\ &\quad - \underbrace{N \sum_{j=1}^{s_1} \{P_{\lambda_1}(|\beta_{*,j} + a_N u_{1j}|) - P_{\lambda_1}(|\beta_{*,j}|)\}}_{(II)} \\ &\quad - \underbrace{N \sum_{j=1}^{s_2} \{P_{\lambda_2}(|\delta_{*,j} + a_N u_{2j}|) - P_{\lambda_2}(|\delta_{*,j}|)\}}_{(III)} \\ &:= (I) + (II) + (III), \end{aligned}$$

where $\mathbf{u}^T = (\mathbf{u}_1^T, \mathbf{u}_2^T)$ with \mathbf{u}_1 as K_1 dimensions and \mathbf{u}_2 as K_2 dimensions. First for (II) we have

$$\begin{aligned} (II) &= - \sum_{j=1}^{s_1} \left[N a_N P'_{\lambda_1}(|\beta_{*,j}|) \operatorname{sgn}(\beta_{*,j}) u_{1j} + N a_N^2 P''_{\lambda_1}(\beta_{*,j}) u_{1j}^2 \{1 + o(1)\} \right] \\ &:= I_1 + I_2, \\ |I_1| &\leq \sum_{j=1}^{s_1} |N a_N P'_{\lambda_1}(|\beta_{*,j}|) \operatorname{sgn}(\beta_{*,j}) u_{1j}| \leq \sqrt{s_1} N a_N \alpha_N \|\mathbf{u}_1\|_2 \leq N a_N^2 \|\mathbf{u}\|_2, \\ |I_2| &= \sum_{j=1}^{s_1} N a_N^2 P''_{\lambda_1}(|\beta_{*,j}|) u_{1j}^2 \{1 + o(1)\} \leq 2 \max_{1 \leq j \leq s_1} P''_{\lambda_1}(|\beta_{*,j}|) N a_N^2 \|\mathbf{u}\|_2^2. \end{aligned}$$

Similarly for (III). Then for (I) we have

$$\begin{aligned} (I) &= a_N \nabla^T L(\theta_*) \mathbf{u} + \frac{1}{2} \mathbf{u}^T \nabla^2 L(\theta_*) \mathbf{u} a_N^2 + \frac{1}{6} \nabla^T \{ \mathbf{u}^T \nabla^2 L(\theta_*) \mathbf{u} \} \mathbf{u} a_N^3 \\ &:= I_3 + I_4 + I_5, \end{aligned}$$

with the same proof in Theorem 1 in Fan and Peng [2004], by condition S8, we have

$$\begin{aligned} |I_3| &= |a_N \nabla^T L(\theta_*) \mathbf{u}| \leq a_N \|\nabla^T L(\theta_*)\|_2 \|\mathbf{u}\|_2 = O_p(a_N^2 N) \|\mathbf{u}\|_2. \\ I_4 &= \frac{1}{2} \mathbf{u}^T \left\{ \frac{1}{N} ([\nabla^2 L(\theta_*) - \mathbb{E}\{\nabla^2 L(\theta_*)\}]) \right\} \mathbf{u} N a_N^2 \\ &\quad - \frac{1}{2} \mathbf{u}^T A(\theta_*) \mathbf{u} N a_N^2 \\ &= -\frac{N a_N^2}{2} \mathbf{u}^T A(\theta_*) \mathbf{u} + o_p(1) N a_N^2 \|\mathbf{u}\|_2^2. \end{aligned}$$

By condition S9 and $K^4/N \rightarrow 0$ and $K^2\alpha_N \rightarrow 0$ as $N \rightarrow \infty$, we have

$$\begin{aligned}
|I_5| &= \left| \frac{1}{6} \sum_{i,j,k=1}^K \frac{\partial L(\theta^*)}{\partial \theta_i \partial \theta_j \partial \theta_k} u_i u_j u_k a_N^3 \right| \\
&\leq \frac{1}{6} \sum_{l=1}^N \left\{ \sum_{i,j,k=1}^K M_{ijk}^2(Y_i, p_i) \right\}^{1/2} \|\mathbf{u}\|_2^3 a_N^3 \\
&= o_p(N a_N^2) \|\mathbf{u}\|_2^2.
\end{aligned}$$

Therefore, by Assumption 5 and allowing $\|\mathbf{u}\|_2$ to be large enough, all I_1, I_2, I_3, I_5 and (III) are dominated by I_4 , which is negative, therefore proves $\|\hat{\theta} - \theta_*\|_2 = O_p \left\{ \sqrt{K} (N^{-1/2} + a_N) \right\}$. Further we have $\max \left\{ \|\hat{\beta} - \beta_*\|_2, \|\hat{\delta} - \delta_*\|_2 \right\} \leq \|\hat{\theta} - \theta_*\|_2 = O_p \left\{ \sqrt{K} (N^{-1/2} + a_N) \right\}$. For the SCAD penalty, it is clear that $a_N = O_p(N^{-1/2})$, therefore $\hat{\beta}$ and $\hat{\delta}$ are root- (N/K) -consistent penalized likelihood estimators exist with probability tending to 1, and no requirements are imposed on the convergence rate of λ_1 and λ_2 .

S2.4 PROOF FOR THEOREM 3

We follow the similar proofs in Fan and Peng [2004]. we first show that the nonconcave penalized estimator possesses the sparsity property $\hat{\theta}_2 = 0$ by the following lemma.

Lemma 1 *Assume Assumption 5, Assumption S1–S9 are satisfied, if $\lambda_1, \lambda_2 \rightarrow 0$, $\sqrt{N/K}\lambda_1 \rightarrow \infty$, $\sqrt{N/K}\lambda_2 \rightarrow \infty$, and $K^5/N \rightarrow 0$ as $N \rightarrow \infty$, then first show that with probability tending to 1, for any given θ_1 satisfying $\|\theta_1 - \theta_{*1}\|_2 = O_p(\sqrt{K/N})$ and any constant C ,*

$$Q \{(\theta_1^T, 0)^T\} = \max_{\|\theta_2\|_2 \leq C(K/N)^{1/2}} Q \{(\theta_1^T, \theta_2^T)^T\}.$$

Proof: Let $\epsilon = C\sqrt{K/N}$. It is sufficient to show that with probability tending to 1 as $N \rightarrow \infty$, for any $\theta_1 - \theta_{*1} = O_p(\sqrt{K/N})$ we have for $j = s+1, \dots, K$,

$$\begin{aligned}
\frac{\partial Q(\theta)}{\partial \theta_j} &< 0 \quad \text{for } 0 < \theta_j < \epsilon, \\
\frac{\partial Q(\theta)}{\partial \theta_j} &> 0 \quad \text{for } -\epsilon < \theta_j < 0.
\end{aligned}$$

By Taylor expansion,

$$\begin{aligned}
\frac{\partial Q(\theta)}{\partial \theta_j} &= \frac{\partial L(\theta)}{\partial \theta_j} - NP'_\lambda(|\theta_j|)\text{sgn}(\theta_j) \\
&= \frac{\partial L(\theta_*)}{\partial \theta_j} + \sum_{l=1}^K \frac{\partial^2 L(\theta_*)}{\partial \theta_j \partial \theta_l} (\theta_l - \theta_{*,l}) \\
&\quad + \sum_{l,k=1}^K \frac{\partial^3 L(\theta^*)}{\partial \theta_j \partial \theta_l \partial \theta_k} (\theta_l - \theta_{*,l}) (\theta_k - \theta_{*,k}) \\
&\quad - NP'_\lambda(|\theta_j|)\text{sgn}(\theta_j) \\
&:= I_1 + I_2 + I_3 + I_4,
\end{aligned}$$

where θ^* lies between θ and θ_* , and $P'_\lambda(|\theta_j|) = P'_{\lambda_1}(|\beta_j|)$ for $j = s+1, \dots, K_1 - s_1 + s$, and $P'_\lambda(|\theta_j|) = P'_{\lambda_2}(|\delta_j|)$ for $j = K_1 - s_1 + s + 1, \dots, K$.

Following the same proof in Fan and Peng [2004], we prove $I_1 + I_2 + I_3 = O_p(\sqrt{NK})$. First, $I_1 = O_p(\sqrt{N}) = O_p(\sqrt{NK})$. Also,

$$\begin{aligned} I_2 &= \sum_{l=1}^K \left(\frac{\partial^2 L(\theta_*)}{\partial \theta_j \partial \theta_l} - \mathbb{E} \left\{ \frac{\partial^2 L(\theta_*)}{\partial \theta_j \partial \theta_l} \right\} \right) (\theta_l - \theta_{*,l}) \\ &\quad + \sum_{l=1}^K \mathbb{E} \left\{ \frac{\partial^2 L(\theta_*)}{\partial \theta_j \partial \theta_l} \right\} (\theta_l - \theta_{*,l}) \\ &:= S_1 + S_2. \end{aligned}$$

Using the Cauchy-Schwarz inequality and $\|\theta - \theta_*\|_2 = O_p(K/N)$, we have

$$\begin{aligned} |S_2| &= |N \sum_{l=1}^K A(\theta_*)(j, l) (\theta_l - \theta_{*,l})| \\ &\leq N O_p \left(\sqrt{\frac{K}{N}} \right) \left\{ \sum_{l=1}^K A^2(\theta_*)(j, l) \right\}^{1/2}. \end{aligned}$$

By Assumption S8, as the eigenvalues of the $A(\theta)$ are bounded, we have $S_2 = O_p(\sqrt{NK})$. On the other hand,

$$|S_1| \leq \|\theta - \theta_*\|_2 \left(\sum_{l=1}^K \left[\frac{\partial^2 L(\theta_*)}{\partial \theta_j \partial \theta_l} - \mathbb{E} \left\{ \frac{\partial^2 L(\theta_*)}{\partial \theta_j \partial \theta_l} \right\} \right]^2 \right)^{1/2}.$$

By Assumption S8, we have

$$\left(\sum_{l=1}^K \left[\frac{\partial^2 L(\theta_*)}{\partial \theta_j \partial \theta_l} - \mathbb{E} \left\{ \frac{\partial^2 L(\theta_*)}{\partial \theta_j \partial \theta_l} \right\} \right]^2 \right)^{1/2} = O_p(\sqrt{NK}).$$

Therefore $S_1 = O_p(\sqrt{NK})$ and $I_2 = O_p(\sqrt{NK})$. Further,

$$\begin{aligned} I_3 &= \sum_{l,k=1}^K \left[\frac{\partial^3 L(\theta_*)}{\partial \theta_j \partial \theta_l \partial \theta_k} - \mathbb{E} \left\{ \frac{\partial^3 L(\theta_*)}{\partial \theta_j \partial \theta_l \partial \theta_k} \right\} \right] (\theta_l - \theta_{*,l}) (\theta_k - \theta_{*,k}) \\ &\quad + \sum_{l,k=1}^K \mathbb{E} \left\{ \frac{\partial^3 L(\theta_*)}{\partial \theta_j \partial \theta_l \partial \theta_k} \right\} (\theta_l - \theta_{*,l}) (\theta_k - \theta_{*,k}) \\ &:= S_3 + S_4. \end{aligned}$$

By Assumption S9, $|S_4| \leq C_5^{1/2} NK \|\theta - \theta_*\|_2^2 = O_p(K^2) = o_p(\sqrt{NK})$. Further,

$$S_3^2 \leq \sum_{l,k=1}^K \left[\frac{\partial^3 L(\theta_*)}{\partial \theta_j \partial \theta_l \partial \theta_k} - \mathbb{E} \left\{ \frac{\partial^3 L(\theta_*)}{\partial \theta_j \partial \theta_l \partial \theta_k} \right\} \right]^2 \|\theta - \theta_*\|_2^4,$$

where under the Assumption S9 and Assumption 5, $S_3 = O_p \left\{ \left(NK^2 \frac{K^2}{N^2} \right)^{1/2} \right\} = o_p(\sqrt{NK})$. Then

$$I_1 + I_2 + I_3 = O_p(\sqrt{NK}).$$

Because we focus on the SCAD penalty, Fan and Peng [2004] illustrates that under Assumption 5, the SCAD penalty satisfies that

$$\begin{aligned} \liminf_{N \rightarrow +\infty} \liminf_{\beta \rightarrow 0+} P'_{\lambda_1}(\beta) / \lambda_1 &> 0 \\ \liminf_{N \rightarrow +\infty} \liminf_{\delta \rightarrow 0+} P'_{\lambda_2}(\delta) / \lambda_2 &> 0, \end{aligned}$$

therefore from

$$\frac{\partial Q(\theta)}{\partial \theta_j} = N\lambda \left\{ -\frac{P'_\lambda(|\theta_j|)}{\lambda} \text{sgn}(\theta_j) + O_p\left(\sqrt{\frac{K}{N}}/\lambda\right) \right\},$$

where $\lambda = \lambda_1$ if $j = s+1, \dots, K_1 - s_1 + s$ and $\lambda = \lambda_2$ if $j = K_1 - s_1 + s + 1, \dots, K$, and $P'_\lambda(|\theta_j|) = P'_{\lambda_1}(|\beta_j|)$ for $j = s+1, \dots, K_1 - s_1 + s$, and $P'_\lambda(|\theta_j|) = P'_{\lambda_2}(|\delta_j|)$ for $j = K_1 - s_1 + s + 1, \dots, K$, the sign of θ_j completely determines the sign of $\partial Q(\theta)/\partial \theta_j$. We complete the proof of Lemma 1.

By Lemma 1 we prove $\hat{\theta}_2 = \begin{pmatrix} \hat{\beta}_2 \\ \hat{\delta}_2 \end{pmatrix} = 0$. Then we prove the part 2.

Let

$$\begin{aligned} \Sigma &= \text{diag} \left\{ P''_\lambda(\theta_{*,1}), \dots, P''_\lambda(\theta_{*,s}) \right\} \\ &= \text{diag} \left\{ P''_{\lambda_1}(\beta_{*,1}), \dots, P''_{\lambda_1}(\beta_{*,s_1}), P''_{\lambda_2}(\delta_{*,1}), \dots, P''_{\lambda_2}(\delta_{*,s_2}) \right\} \end{aligned}$$

and

$$\begin{aligned} b &= \left\{ P'_\lambda(|\theta_{*,1}|) \text{sgn}(\theta_{*,1}), \dots, P'_\lambda(|\theta_{*,s}|) \text{sgn}(\theta_{*,s}) \right\}^\top \\ &= \left\{ P'_{\lambda_1}(|\beta_{*,1}|) \text{sgn}(\beta_{*,1}), \dots, P'_{\lambda_1}(|\beta_{*,s_1}|) \text{sgn}(\beta_{*,s_1}), P'_{\lambda_2}(|\delta_{*,1}|) \text{sgn}(\delta_{*,1}), \dots, P'_{\lambda_2}(|\delta_{*,s_2}|) \text{sgn}(\delta_{*,s_2}) \right\}^\top. \end{aligned}$$

If we can show that

$$\{A(\theta_{*1}) + \Sigma\} (\hat{\theta}_1 - \theta_{*1}) + b = \frac{1}{N} \nabla L(\theta_{*1}) + o_p(N^{-1/2}),$$

then

$$\begin{aligned} &\sqrt{N} W A^{-1/2}(\theta_{*1}) \{A(\theta_{*1}) + \Sigma\} \left[\hat{\theta}_1 - \theta_{*1} + \{A(\theta_{*1}) + \Sigma\}^{-1} b \right] \\ &= \frac{1}{\sqrt{N}} W A^{-1/2}(\theta_{*1}) \nabla L(\theta_{*1}) + o_p \left\{ W A^{-1/2}(\theta_{*1}) \right\} \\ &= \frac{1}{\sqrt{N}} W A^{-1/2}(\theta_{*1}) \nabla L(\theta_{*1}) + o_p(1). \end{aligned}$$

Let $R_i = \frac{1}{\sqrt{N}} W A^{-1/2}(\theta_{*1}) \nabla L_i(\theta_{*1})$, $i = 1, \dots, N$. Following the same proof in Fan and Peng [2004], for any ϵ , we have

$$\begin{aligned} \sum_{i=1}^N \mathbb{E} \|R_i\|_2^2 \mathbf{1} \{ \|R_i\|_2 > \epsilon \} &= N \mathbb{E} \|R_1\|_2^2 \mathbf{1} \{ \|R_1\|_2 > \epsilon \}, \\ &\leq N (\mathbb{E} \|R_1\|_2^4)^{1/2} \{ \mathbb{P}(\|R_1\|_2 > \epsilon) \}^{1/2}. \end{aligned}$$

By Assumption S8 and $W W^\top \rightarrow G$, we obtain

$$\mathbb{P}(\|R_1\|_2 > \epsilon) \leq \frac{\mathbb{E} \|W A^{-1/2}(\theta_{*1}) \nabla L_1(\theta_{*1})\|_2^2}{N \epsilon^2} = O(N^{-1})$$

and

$$\begin{aligned} \mathbb{E} \|R_1\|_2^4 &= \frac{1}{N^2} \mathbb{E} \|W A^{-1/2}(\theta_{*1}) \nabla L_1(\theta_{*1})\|_2^4 \\ &\leq \frac{1}{N^2} \lambda_{\max}(W W^\top) \lambda_{\max} \{ A^{-1}(\theta_{*1}) \} \mathbb{E} \|\nabla^\top L_1(\theta_{*1}) \nabla L_1(\theta_{*1})\|_2^2 \\ &\leq O\left(\frac{K^2}{N^2}\right). \end{aligned}$$

Thus, we have

$$\sum_{i=1}^N \mathbb{E} \|R_i\|_2^2 \mathbf{1} \{ \|R_i\|_2 > \epsilon \} = O\left(N \frac{K}{N} \frac{1}{\sqrt{N}}\right) = o(1).$$

and

$$\sum_{i=1}^N \text{cov}(R_i) = \text{cov} \left\{ W A^{-1/2}(\theta_{*1}) \nabla L_1(\theta_{*1}) \right\} = W A^{-1/2}(\theta_{*1}) B(\theta_{*1}) A^{-1/2}(\theta_{*1}) W^T,$$

so that the R_i satisfies the conditions of the Lindeberg-Feller central limit theorem. Further, using the Taylor expansion on $\nabla Q(\hat{\theta}_1)$ at the point θ_{*1} , we have

$$\begin{aligned} & \frac{1}{N} \left[\{ \nabla^2 L(\theta_{*1}) - \nabla^2 P_\lambda(\theta_1^{**}) \} (\hat{\theta}_1 - \theta_{*1}) - \nabla P_\lambda(\theta_{*1}) \right] \\ &= -\frac{1}{N} \left[\nabla L(\theta_{*1}) + \frac{1}{2} (\hat{\theta}_1 - \theta_{*1})^T \nabla^2 \{ \nabla L(\theta_1^*) (\hat{\theta}_1 - \theta_{*1}) \} \right], \end{aligned}$$

where θ_1^* and θ_1^{**} lie between $\hat{\theta}_1$ and θ_{*1} . Now define

$$\mathcal{L} := \nabla^2 L(\theta_{*1}) - \nabla^2 P_\lambda(\theta_1^{**})$$

and

$$C := \frac{1}{2} (\hat{\theta}_1 - \theta_{*1})^T \nabla^2 \{ \nabla L(\theta_1^*) (\hat{\theta}_1 - \theta_{*1}) \}.$$

Following the proof in Fan and Peng [2004], under Assumption S9 and Assumption 5 and by the Cauchy-Schwarz inequality, we have $\|1/N\mathcal{C}\|_2^2 = o_p(1/N)$. Further, we have

$$\lambda_i \left\{ \frac{1}{N} \mathcal{L} + A(\theta_{*1}) + \Sigma \right\} = o_p\left(\frac{1}{\sqrt{K}}\right), i = 1, \dots, s,$$

where $\lambda_i(M)$ is the i th eigenvalue of a symmetric matrix M . Therefore,

$$\left\{ \frac{1}{N} \mathcal{L} + A(\theta_{*1}) + \Sigma \right\} (\hat{\theta}_1 - \theta_{*1}) = o_p\left(\frac{1}{\sqrt{N}}\right).$$

Then, we have $\{A(\theta_{*1}) + \Sigma\} (\hat{\theta}_1 - \theta_{*1}) + b = \frac{1}{N} \nabla L(\theta_{*1}) + o_p(N^{-1/2})$, and finally we have

$$\begin{aligned} & \sqrt{N} W A^{-1/2}(\theta_{*1}) \{A(\theta_{*1}) + \Sigma\} \left[\hat{\theta}_1 - \theta_{*1} + \{A(\theta_{*1}) + \Sigma\}^{-1} b \right] \\ & \rightarrow \mathcal{N}(0, W A^{-1/2}(\theta_{*1}) [B(\theta_{*1}) - \mathbb{E} \{ \nabla L_1(\theta_{*1}) \}] A^{-1/2}(\theta_{*1}) W^T). \end{aligned}$$

Further, based on the SCAD penalty, $\Sigma = 0$ and $b = 0$, therefore, we have

$$\sqrt{N} W A^{1/2}(\theta_{*1}) (\hat{\theta}_1 - \theta_{*1}) \rightarrow \mathcal{N}\left(0, W A^{-1/2}(\theta_{*1}) B(\theta_{*1}) A^{-1/2}(\theta_{*1}) W^T\right).$$

If the model is correctly specified, i.e., $g(Y, p_i) = f(Y, p_i, \theta)$ for some $\theta \in \Theta$, then $\theta_0 = \theta_*$, and

$$\sqrt{N} W I^{1/2}(\theta_{01}) (\hat{\theta}_1 - \theta_{01}) \rightarrow \mathcal{N}(0, W W^T).$$

We finish the second part.

S2.5 PROOF FOR THEOREM 4

The consistency and the asymptotic normality of $\hat{\tau}$ follow from Theorems 2 and 3. Here we only prove the calculation of the variance. If $\mathbb{V}(\epsilon) = \sigma^2$, then the influence function of θ is

$$\phi_\theta(X, Y, S) = \mathbb{E} \left\{ \left(\begin{array}{c} p_\mu \\ (1-S)p_b(X) \end{array} \right) (p_\mu^\top, (1-S)p_b^\top(X)) \right\}^{-1} \left(\begin{array}{c} p_\mu \\ (1-S)p_b(X) \end{array} \right) (Y - p^\top \theta).$$

Then the asymptotic variance of $\hat{\beta}$ is

$$\begin{aligned} \mathbb{V}(\hat{\beta}) &= \mathbb{E} \{ \phi_\theta(X, Y, S) \phi_\theta^\top(X, Y, S) \}_{11} \\ &= \sigma^2 \mathbb{E} \left\{ \left(\begin{array}{cc} p_\mu p_\mu^\top & (1-S)p_\mu p_b^\top(X) \\ (1-S)p_b(X) p_\mu^\top & (1-S)p_b(X) p_b(X)^\top \end{array} \right) \right\}_{11}^{-1} \\ &= \sigma^2 \left[\mathbb{E}(S p_\mu p_\mu^\top) + \mathbb{E}\{(1-S)p_\mu p_\mu^\top\} - \mathbb{E}\{(1-S)p_\mu p_b^\top(X)\} \mathbb{E}\{(1-S)p_b(X) p_b^\top(X)\}^{-1} \mathbb{E}\{(1-S)p_b(X) p_\mu^\top\} \right]^{-1}. \end{aligned}$$

On the other hand, under the RE data, the ANCOVA working model is

$$Y = \beta_{\text{int}} + \beta_A A + \beta_X^\top p_\mu(X) + \epsilon,$$

Similarly, the asymptotic variance of $\hat{\beta}_{\text{RE}}$ is

$$\mathbb{V}(\hat{\beta}_{\text{RE}}) = \sigma^2 \mathbb{E} (S p_\mu p_\mu^\top)^{-1}.$$

Then by Holder inequality,

$$\begin{aligned} &\mathbb{E} \{ (1-S) p_\mu p_\mu^\top \} \\ &- \mathbb{E} \{ (1-S) p_\mu p_b^\top(X) \} \mathbb{E} \{ (1-S) p_b(X) p_b^\top(X) \}^{-1} \mathbb{E} \{ (1-S) p_b(X) p_\mu^\top \} \geq 0, \end{aligned}$$

where the equality holds iff $p_\mu = M p_b(X)$ for some matrix M . However, it is worth noting that $p_\mu = \{1, A, p_\mu(X)^\top\}^\top$ includes the treatment information, while $p_b(X)$ does not. As a result, there is no such matrix M that satisfies the equation $p_\mu = M p_b(X)$. Therefore, we have $\mathbb{V}(\hat{\beta}) < \mathbb{V}(\hat{\beta}_{\text{RE}})$, and $\mathbb{V}(\hat{\tau}) < \mathbb{V}(\hat{\tau}_{\text{RE}})$.

S3 A TOY EXAMPLE

Consider the case $y = x^\top \beta + (1-s)x^\top \delta + \epsilon$, $x = (x_1, \dots, x_{50})^\top \in \mathbb{R}^{50}$, $\beta^\top = (1, \dots, 50)/10$, $\delta^\top = (1, \dots, 50) \times 30$, $\epsilon \sim \mathcal{N}(0, 1)$, where s denotes the zero-one indicator variable that determines whether the observation belongs to the REs, for simplicity, we assume $x^\top \beta$ is the correct outcome mean function of the REs, and $x^\top \delta$ is the bias function reflecting the difference between ECs and REs, i.e., if $\delta = 0$, then the observed covariates capture all confounders in the ECs and REs and thus the exchangeability assumption is valid. For didactic purposes, the magnitude of δ is much larger than the magnitude of β . Using the same regularization parameter appears to assign the same weight for β and δ , thus any penalty regularization methods tend to omit small signals β and only pick up big signals δ . Therefore, in order to make penalizations between different parameters comparable, it is crucial to add regularizations to β and δ separately. Figure S1 shows the smoothed linear regression between $\hat{\beta}$ and β after applying the single-penalty regularization (denoted as ‘‘Single’’) and the double-penalty regularizations (denoted as ‘‘Double’’) to select variables and refitting the model using selected variables, where double penalties make $\hat{\beta}$ more accurate than the single penalties.

S4 PLOTS

We present the extra figures for the first simulation study in this section. Figure S2 shows the results for the case $\|\beta_0\|_1 \geq \|\delta_0\|_1$ with half of the parameters in δ_0 set to zero; $\|\beta_0\|_1 = c \|\delta_0\|_1$, $c = 1, 3, 5, 7, 9$; and Figure S3 shows the results for varying the sparsity level of δ_0 when setting $\|\beta_0\|_1 = \|\delta_0\|_1$ with the x-axis as the ratio of variables in δ_0 that are equal to zero. Each figure shows the MSE results and the percentage of Under-select and Over-select. Figure S2 shows the SPIE has a larger MSE compared to the DPIE, which is consistent with the theoretical results. On the other hand, the changes in the sparsity of δ_0 affect little on the results. This finding also consists of the theoretical result, where we only need to restrain the magnitude of different parameters to guarantee the consistency and oracle properties.

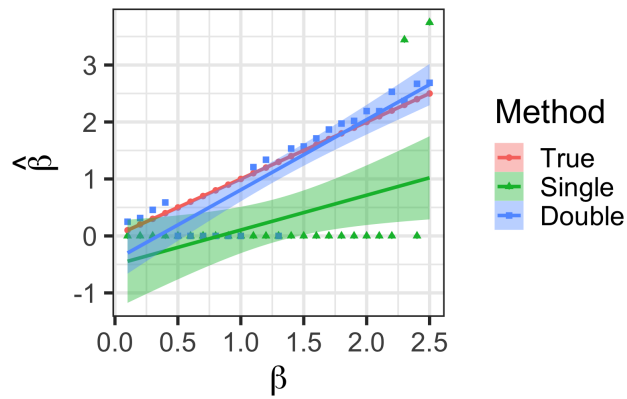


Figure S1: The smoothed linear regression between $\hat{\beta}$ and β with the 95% confidence intervals as the shaded area and $(\beta, \hat{\beta})$ as the points.

References

- Xiaohong Chen. Large sample sieve estimation of semi-nonparametric models. *Handbook of Econometrics*, 6:5549–5632, 2007.
- Jianqing Fan and Heng Peng. Nonconcave penalized likelihood with a diverging number of parameters. *The Annals of Statistics*, 32(3):928–961, 2004.
- G.G. Lorentz. *Approximation of Functions*. Holt, Rinehart and Winston, 1966.
- Halbert White. Maximum likelihood estimation of misspecified models. *Econometrica*, 50(1):1–25, 1982.

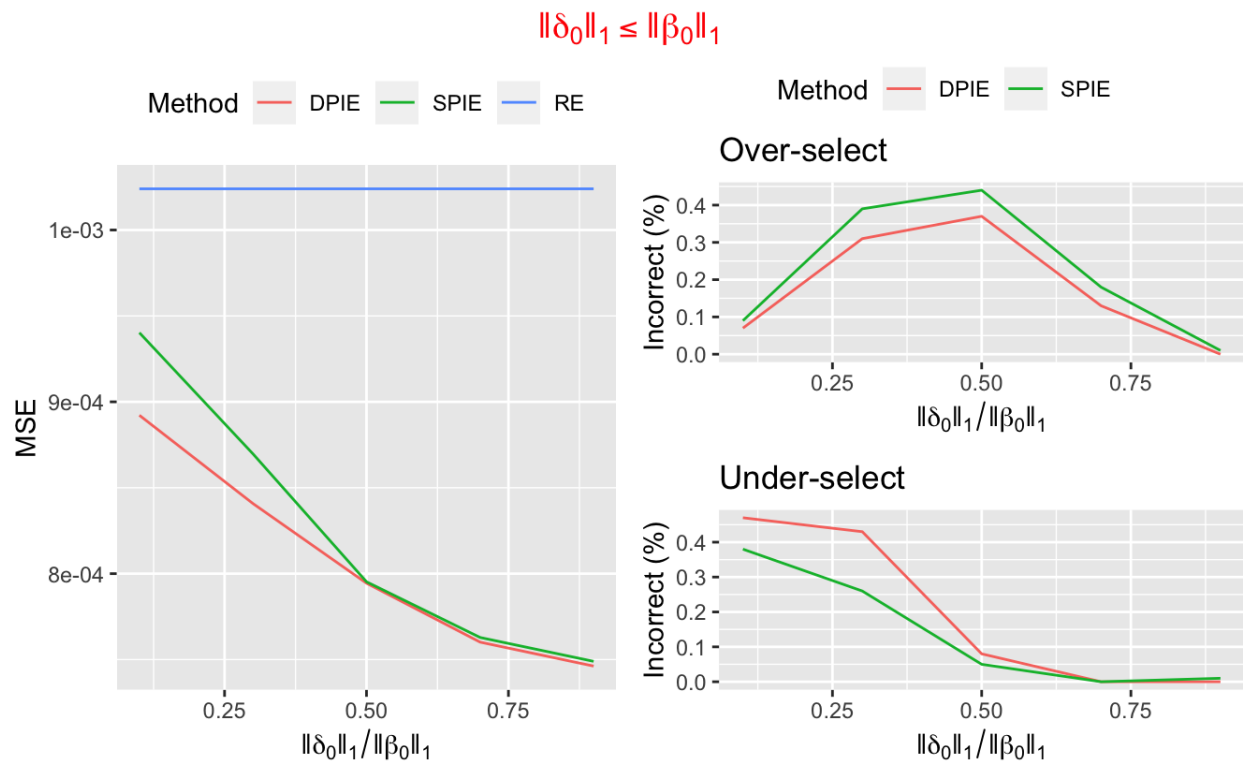


Figure S2: Simulation results based on 100 Monte Carlo times. The left panel shows the MSE versus the magnitude ratio between δ and β . The right panel shows the percentage of wrongly choosing more and less parameters, separately.

Varing Sparsity Level

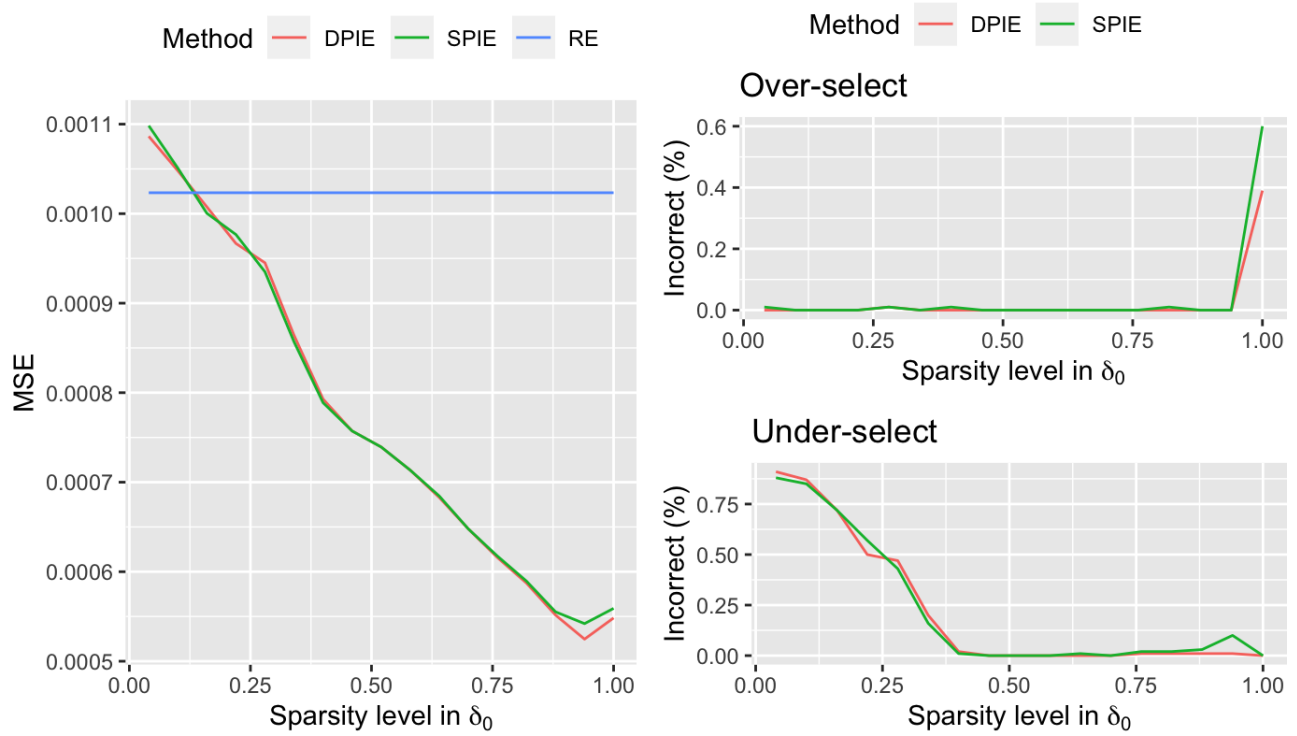


Figure S3: Simulation results based on 100 Monte Carlo times. The left panel shows the MSE versus the sparsity level in δ . The right panel shows the percentage of wrongly choosing more and less parameters, separately.