

Realizing the entanglement Hamiltonian of a topological quantum Hall system

Quentin Redon,^{*} Qi Liu,^{*} Jean-Baptiste Bouhiron,^{*} Nehal Mittal, Aurélien Fabre, Raphael Lopes, and Sylvain Nascimbene[†]
*Laboratoire Kastler Brossel, Collège de France, CNRS, ENS-PSL University,
Sorbonne Université, 11 Place Marcelin Berthelot, 75005 Paris, France*
(Dated: July 13, 2023)

Topological quantum many-body systems, such as Hall insulators, are characterized by a hidden order encoded in the entanglement between their constituents. Entanglement entropy, an experimentally accessible single number that globally quantifies entanglement [1–3], has been proposed as a first signature of topological order [4, 5]. Conversely, the full description of entanglement relies on the entanglement Hamiltonian, a more complex object originally introduced to formulate quantum entanglement in curved spacetime [6, 7]. As conjectured by Li and Haldane, the entanglement Hamiltonian of a many-body system appears to be directly linked to its boundary properties, making it particularly useful for characterizing topological systems [8]. While the entanglement spectrum is commonly used to identify complex phases arising in numerical simulations [9, 10], its measurement remains an outstanding challenge [11]. Here, we perform a variational approach to realize experimentally, as a genuine Hamiltonian, the entanglement Hamiltonian of a synthetic quantum Hall system [12, 13]. We use a synthetic dimension [14–16], encoded in the electronic spin of dysprosium atoms, to implement spatially deformed Hall systems, as suggested by the Bisognano-Wichmann prediction [17, 18]. The spectrum of the optimal variational Hamiltonian exhibits a chiral dispersion akin to a topological edge mode, revealing the fundamental link between entanglement and boundary physics. Our variational procedure can be easily generalized to interacting many-body systems on various platforms, marking an important step towards the exploration of exotic quantum systems with long-range correlations, such as fractional Hall states [8], chiral spin liquids [19, 20] and critical systems [21].

Complex quantum phases of matter, including those exhibiting topological order, are characterized by intricate correlations between their elementary constituents [2, 9, 22]. Investigating non-local correlations involves considering a spatial partition between a subregion A and its complement A^c . The corresponding bipartite entanglement is described by the properties of the reduced density matrix ρ_A , obtained by tracing out particles in A^c . It is quantified globally by the von Neumann en-

tanglement entropy $S_A = -\text{Tr}\rho_A \log \rho_A$, or the related Renyi entropy [1, 2]. These entropies can be measured using various methods, such as interference between two copies of a many-body system [3, 23], randomized measurements [24, 25] and tomography [26, 27]. These techniques have been crucial in investigating the role of entanglement in quantum thermalization [28], many-body localization [29] and many-body scars [30].

The full description of entanglement goes beyond entanglement entropy and involves a more complex quantity, the entanglement Hamiltonian K_A , defined from $\rho_A \propto \exp(-K_A)$. The concept of the entanglement (or modular) Hamiltonian was first introduced in quantum field theory [6, 7] and has been used to link black hole evaporation and entanglement across its horizon [31]. It has since been employed extensively to describe entanglement in strongly correlated quantum systems, especially near phase transitions and at criticality [21]. According to the Li-Haldane conjecture [8], the entanglement Hamiltonian, which characterizes entanglement in the bulk of a physical system, can be brought into direct correspondence with the behavior at its boundary, which is virtually generated by the spatial partition. This connection between entanglement and edge spectra is a general feature of quantum many-body systems [8, 32–35] and plays a pivotal role in theoretical investigations of topologically ordered phases [10], for which edge physics is ubiquitous.

Experimental determination of the entanglement Hamiltonian K_A , in particular its spectrum that characterizes the eigenvalues of the reduced density matrix ρ_A , has proven to be challenging. Its direct determination by tomography is limited to small system sizes [36]. Other protocols, such as reducing the complexity of tomography with a quasi-locality assumption [37], or interference between many copies of the same many-body state [38–40], remain challenging to implement. An alternative protocol, which we carry out experimentally here, consists in realizing the entanglement Hamiltonian K_A as a genuine Hamiltonian governing the evolution of an auxiliary system, making the entanglement spectrum accessible to standard spectroscopy techniques [12]. The feasibility of this approach is based on the Bisognano-Wichmann (BW) theorem of quantum field theory, which, for a quasi-local parent Hamiltonian H , provides an explicit expression of K_A in terms of a local deformation $K_A = \beta(\mathbf{r})H$ [17, 18]. In the case of

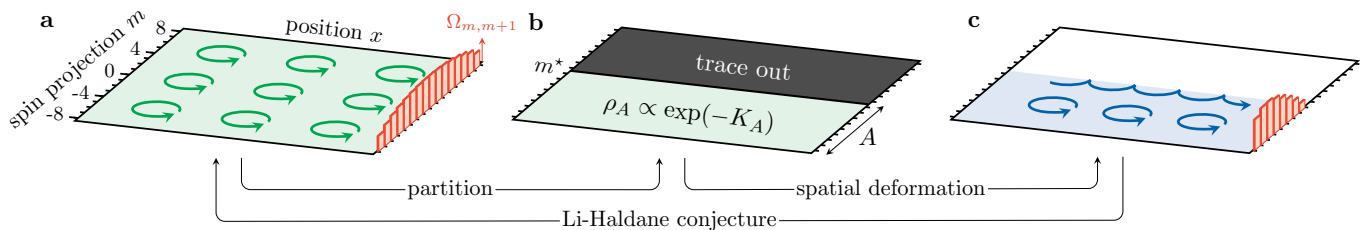


Fig. 1. Entanglement Hamiltonian of a synthetic quantum Hall system. **a**, Scheme of our system, defined on an xm plane with a continuous spatial coordinate x and the spin projection m of the electronic spin $J = 8$ of dysprosium atoms. A laser-induced spin-orbit coupling, with almost uniform transition amplitudes $\Omega_{m,m+1}$ between neighboring m states (red bars), gives rise to a quantum Hall effect, illustrated as classical cyclotron orbits. **b**, Scheme of the spatial bipartition across the line $m = m^* = 0.5$. The subregion A ($m < m^*$) is described by a mixed state ρ_A , or equivalently the entanglement Hamiltonian $K_A = -\log \rho_A$ (up to a constant). **c**, The entanglement Hamiltonian is physically realized as the ground band of a spatially deformed Hall system, which we simulate using spin couplings scaling approximately linearly with the distance $m^* - m$ near the partition cut (red bars). The atom dynamics, which only takes place in A , exhibits a chiral dispersion resembling a virtual edge mode defined by the partition cut, in agreement with the Li-Haldane conjecture.

a straight-line bipartition, the deformation factor $\beta(\mathbf{r})$ is given by the distance between a generic point \mathbf{r} and the partition cut. Although the BW theorem only applies strictly to continuous systems, it still provides an excellent approximation of K_A for lattice systems [41], making the physical realization of entanglement Hamiltonians accessible to locally tunable quantum simulators.

In this work, we investigate the entanglement properties of a quantum Hall system using an ultracold gas of dysprosium atoms (bosonic isotope ^{162}Dy). We use the large spin $J = 8$ of this magnetic atom to encode a synthetic dimension defined by its projection m , with m integer, $|m| \leq J$ (Fig. 1a). We use a laser-induced effective magnetic field, acting in the xm plane, to simulate a quantum Hall effect [14–16], and explore spatial entanglement properties for a bipartition between a domain A , defined as $m < m^* = 0.5$, and its complement A^c (Fig. 1b). Our approach consists of three steps. (i) We experimentally characterize the entanglement Hamiltonian K_A of the system (both its eigenspectrum and eigenstates), by inferring it from the properties of single-particle states. (ii) We implement a family of spatially deformed Hall systems described by Hamiltonians H_A^{var} which operate only in subregion A , and use a variational approach to realize, among the H_A^{var} 's, the optimal approximation of K_A . (iii) We measure the energy spectrum of the optimal H_A^{var} and find a chiral dispersion resembling a topologically protected edge mode (Fig. 1c).

Realization of an atomic quantum Hall system

The first step involves generating a synthetic quantum Hall system and characterizing its entanglement Hamiltonian K_A . The Hall system is produced using a laser configuration shown in Fig. 2a [16]. A two-photon process, involving a pair of lasers counterpropagating along the x -axis, induces a spin transition $m \rightarrow m + 1$ together with an x -velocity kick $-2v_{\text{rec}}$, so that the canonical momentum $p_x = M(v_x + 2v_{\text{rec}}m)$ is conserved. Here,

$v_{\text{rec}} = \hbar k/M$ is the recoil velocity, M is the atomic mass, and $k = 2\pi/\lambda$ is the photon momentum for a wavelength $\lambda = 626.1$ nm. The atom dynamics are governed by the Hamiltonian

$$H = \frac{(p_x - 2\hbar k J_z)^2}{2M} - \hbar\Omega J_x + QJ_z^2, \quad (1)$$

where the quadratic Zeeman field $Q = -\hbar\Omega/(2J + 3)$ is optimized to flatten the ground energy band (Methods). Considering the spin projection m as a synthetic dimension, the dynamics in the xm plane map to those of a particle of charge $q = 1$ and subjected to a magnetic field $B = 2\hbar k$, where the coupling J_x plays the role of kinetic energy along m . The single-particle spectrum is organized into quasi-flat energy bands, similar to Landau levels. (Fig. 2b).

To analyze the ground-band properties, we prepare thermal gases with a narrow momentum distribution centered around a mean value p_x , diluted sufficiently to ensure negligible interactions between atoms. We measure their spin-resolved velocity distribution by imaging the gas after free expansion in the presence of a magnetic gradient, providing the spin projection probabilities $\Pi(p_x, m)$ and the mean velocity $\langle v_x \rangle(p_x)$. By integrating the velocity, we reconstruct the ground-band energy as $E_0(p_x) = \int dp_x \langle v_x \rangle$. We also measure the gap $\omega_c(p_x)$ to the first excited band by monitoring cyclotron center-of-mass dynamics after a quench of small amplitude, hence the first excited band $E_1 = E_0 + \hbar\omega_c$ (Methods).

We show in Fig. 2b the reconstructed bandstructure for a coupling $\Omega = 3.6(1) E_{\text{rec}}/\hbar$, where $E_{\text{rec}} = \frac{1}{2}Mv_{\text{rec}}^2$ is the recoil energy. We focus on the bulk mode region $|p_x| < 10\hbar k$, where the population of extremal states $m = \pm J$ is negligible. We observe quasi-flat energy bands that are reminiscent of Landau levels, with a mean cyclotron gap of $\omega_c = 14.2(6)E_{\text{rec}}/\hbar$. Additionally, we measure the spin projection probabilities $\Pi(p_x, m)$ (Fig. 2c) and observe localized distributions along m , with a char-

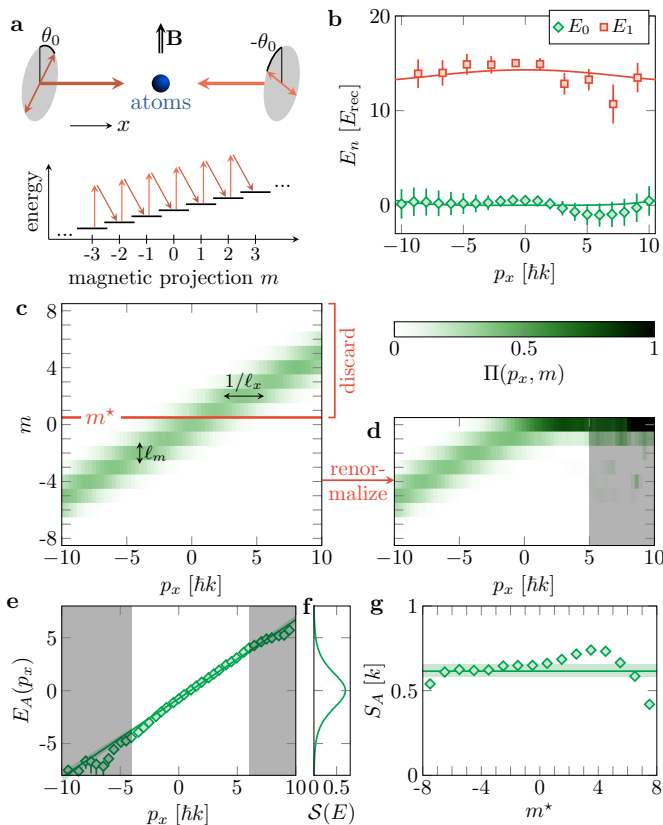


Fig. 2. Synthetic quantum Hall system. **a**, Scheme of the laser configuration, with a pair of counterpropagating lasers inducing two-photon spin transitions. The orientation of the linear polarizations ensures quasi-uniform transition amplitudes. **b**, Dispersion relation of our synthetic quantum Hall system. The ground-band energy is measured by integrating the mean velocity $\langle v_x \rangle$ (green diamonds). The first excited band is obtained by measuring the frequency of the cyclotron oscillation subsequent to a weak velocity kick (red squares). The lines show the theoretical bandstructure computed for a coupling $\Omega = 3.6 E_{\text{rec}}/\hbar$. **c,d**, Spin projection probabilities $\Pi(p_x, m)$ (resp. $\Pi_A(p_x, m)$) for the state $|\psi(p_x)\rangle$ (resp. its reduction $|\psi_A(p_x)\rangle$ to subregion A). The widths of the distribution $\Pi(p_x, m)$ along m and p_x give access to the magnetic lengths ℓ_m and ℓ_x . **e**, Pseudo-spectrum $E_A(p_x)$ derived from the spin projection probabilities $\Pi(p_x, m)$. The green solid line is the linear variation given in (3). In d,e, the gray areas indicate the range of momenta for which the state $|\psi_A\rangle$ or pseudo-energy E_A cannot be measured reliably. **f**, Contribution $\mathcal{S}(E)$ to the entanglement entropy from a mode of energy E . **g**, Entropy per unit length inferred from the pseudo-spectrum, for different positions of the partition cut m^* . The solid line is the expected entropy for our system. Error bars represent the $1\text{-}\sigma$ statistical error.

characteristic width $\ell_m = 1.53(5)$, which corresponds to the magnetic length along m . Similar to Landau orbitals in continuous Hall systems, the center of these distributions varies approximately linearly with p_x , with a characteristic momentum width inversely proportional to the magnetic length $\ell_x = 0.33(2)/k$.

Entanglement Hamiltonian characterization

The entanglement Hamiltonian K_A of a quantum Hall insulator can be deduced from the properties of its single-particle orbitals [42, 43]. We justify this connection for a generic Hall system whose bandstructure is indexed by a momentum p_x , which applies both to Landau levels and our experimental system. It relies on (i) the simplified structure of a fermionic band insulator, which can be expressed as a product state $\bigotimes_{p_x} |1 : \psi(p_x)\rangle$, where p_x indexes the states of the Fermi sea and $|n : \psi(p_x)\rangle$ has n particle in the orbital $|\psi(p_x)\rangle$ ($n = 0, 1$), and (ii) the fact that the partition cut, defined by the line $m = m^*$, preserves the x -translational symmetry and thus the conservation of momentum p_x . Consequently, the reduced density matrix retains a factorized form

$$\rho_A = \bigotimes_{p_x} \left[(1 - P_A(p_x)) |0 : \psi(p_x)\rangle \langle 0 : \psi(p_x)| + P_A(p_x) |1 : \psi(p_x)\rangle \langle 1 : \psi(p_x)| \right],$$

where $P_A(p_x) = \int_A d\mathbf{r} |\langle \mathbf{r} | \psi(p_x) \rangle|^2$ is the probability for a particle in the state $|\psi(p_x)\rangle$ to be located in A . The state $|\psi_A(p_x)\rangle$ is obtained by restricting $|\psi(p_x)\rangle$ to A and renormalizing, i.e.

$$\begin{aligned} \langle \mathbf{r} | \psi_A(p_x) \rangle &= \langle \mathbf{r} | \psi(p_x) \rangle / \sqrt{P_A(p_x)} \quad \text{for } \mathbf{r} \in A, \\ &= 0 \quad \text{for } \mathbf{r} \in A^c. \end{aligned}$$

Alternatively, the reduced system can be characterized by the entanglement Hamiltonian $K_A = -\log(\rho_A)$ (up to a constant), as

$$K_A = \sum_{p_x} E_A(p_x) n(p_x), \quad E_A(p_x) = \log \frac{1 - P_A(p_x)}{P_A(p_x)}, \quad (2)$$

where $n(p_x)$ is the occupation number of $|\psi_A(p_x)\rangle$. The dispersion relation $E_A(p_x)$ is the so-called single-particle pseudo-energy spectrum of K_A [43].

We employ the expressions outlined above to determine the properties of the entanglement Hamiltonian of our experimental system, namely its spectrum and eigenstates. The measured spin projection probabilities $\Pi(p_x, m)$ yield the probability $P_A(p_x)$, and hence the pseudo-energy $E_A(p_x)$ (Fig. 2e). It is worth noting that access to E_A requires accurate discrimination between P_A and the values of zero and one, which is feasible for pseudo-energies $|E_A| < 5$, i.e. when P_A and $1 - P_A$ are at least 1%. Over this range, the measured pseudo-energy increases approximately linearly with momentum, consistent with the expected chiral dispersion [44]

$$E_A(p_x) \simeq \frac{4}{\pi} (p_x - p_x^*) \ell_x, \quad (3)$$

where $p_x^* = 2\hbar k m^* = \hbar k$. Note that for $|E_A| \gg 1$, deviations from this linear variation are expected, but we cannot resolve them given our signal-to-noise ratio.

We also characterize the eigenstates $|\psi_A(p_x)\rangle$ through their spin projection probabilities $\Pi_A(p_x, m)$ (Fig. 2d). Note that the probabilities do not provide the complex phase of ground-band wavefunctions, but the latter can be assumed real positive since the Hamiltonian (1) is real [45]. While for negative momenta the probabilities $\Pi_A(p_x, m)$ and $\Pi(p_x, m)$ almost coincide, for positive momenta the pseudo-eigenstates $|\psi_A(p_x)\rangle$ are found to be localized at the edge $m = 0$ of subregion A .

The observed behaviors of both $E_A(p_x)$ and $|\psi_A(p_x)\rangle$ are reminiscent of that of a ballistic edge mode, which would occur in the presence of a true edge located at m^* . This finding illustrates the Li-Haldane conjecture, which asserts that the entanglement spectrum reflects the boundary physics, through the virtual edge induced by the partition [8, 42, 43].

Besides its chiral dispersion, the pseudo-spectrum $E_A(p_x)$ can be used to determine the entanglement entropy. The latter corresponds to the thermodynamic entropy of a thermal state of K_A , with a temperature $T = 1$ and a chemical potential $\mu = 0$. A single-particle orbital of energy E contributes to the entropy as $\mathcal{S}(E) = \mathcal{H}(\langle n \rangle)$, with $\mathcal{H}(u) = -u \log u - (1 - u) \log(1 - u)$ and the average occupation $\langle n \rangle = 1/(1 + e^E)$. The function $\mathcal{S}(E)$ is maximum at $E = 0$, i.e. for a state equally distributed between A and A^c (Fig. 2f). As the momentum density of states is proportional to the length L_x of the system along x , summing all momentum contributions yields an entropy that scales exactly as L_x . The measured pseudo-spectrum $E_A(p_x)$ yields an entropy per unit length $S_A = 0.66(3)k$ (Methods), which is consistent with the law $S_A \simeq 0.203/\ell_x = 0.63(3)k$ expected for a continuous Hall system [46]. We repeated this analysis for different positions of the partition cut m^* , which changes the ‘volume’ of subregion A (Fig. 2g). We observed only a weak variation of S_A with m^* , which is consistent with an entropy scaling with the length L_x of the boundary only and corresponds to the ‘area’ law of short-range entangled systems [2, 27].

Variational realization of K_A

With the entanglement Hamiltonian now determined, our next step is to create a physical Hamiltonian that can match it. To this end, we employ a variational approach, inspired by [13, 47], and analyze a family of Hamiltonians H_A^{var} that are defined on the subregion A .

The choice of the variational Hamiltonian is guided by the BW theorem [17, 18], which provides an explicit expression of K_A as a symmetrized product

$$K_A^{\text{BW}} = \frac{4}{\sqrt{\pi}} \left\{ \frac{m^* - J_z}{\ell_m}, \frac{H - \mathcal{E}_0}{\hbar\omega_c} \right\} \quad (4)$$

between the original Hamiltonian H and a local deformation factor, which equals the distance $m^* - m$ between a generic point (x, m) and the partition line at m^* . The choice of the energy offset \mathcal{E}_0 is discussed in Methods. For

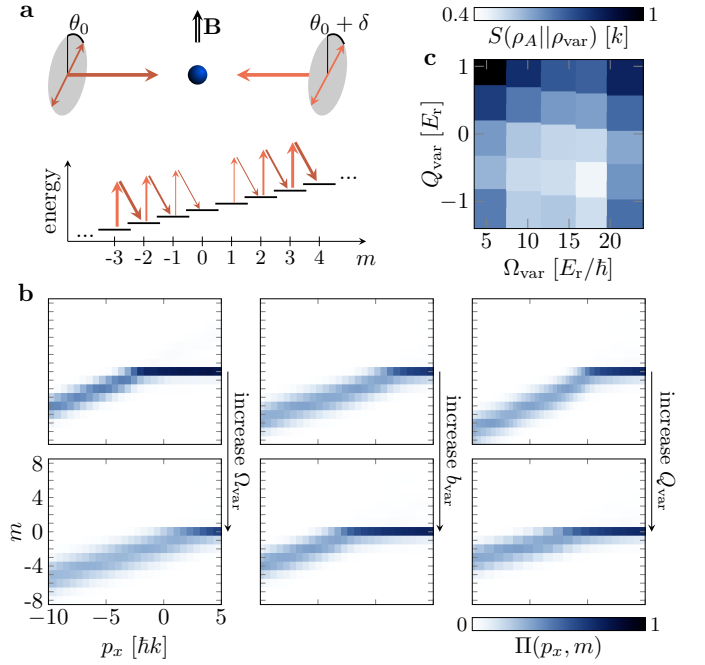


Fig. 3. Optimization of the variational Hamiltonian. **a**, Scheme of the laser configuration used to realize the variational Hamiltonian H_A^{var} . The coupling between the magnetic states $m = 0$ and 1 cancels for a polarization mismatch $\delta \simeq 3^\circ$. **b**, Spin projection probabilities measured for different choices of the variational parameters $(\Omega_{\text{var}}, b_{\text{var}}, Q_{\text{var}})$, expressed in units of E_{rec} : left column, $b_{\text{var}} = 0.0(3)$, $Q_{\text{var}} = -0.1(2)$, $\Omega_{\text{var}} = 5.6(3)$ and $21.4(10)$; middle column, $\Omega_{\text{var}} = 13.9(8)$, $Q_{\text{var}} = -0.1(2)$, $b_{\text{var}} = -8.0(3)$ and $8.0(3)$; right column, $\Omega_{\text{var}} = 13.9(8)$, $b_{\text{var}} = 0.0(3)$, $Q_{\text{var}} = -2.1(2)$ and $1.9(2)$. **c**, Relative entropy as a function of Ω_{var} and Q_{var} . The other variational parameters b_{var} , T_{var} and μ_{var} are optimized for each point.

a continuous quantum Hall system described by Landau levels, the ground band of such a BW Hamiltonian coincides at low energy with the entanglement Hamiltonian K_A . In our system with a discrete synthetic dimension, we expect that the ground band of K_A^{BW} only provides an approximation of K_A (Methods). Note that spin transitions governed by K_A^{BW} are solely described by the operator $\{m^* - J_z, J_x\} = (J_+ J_z + J_z J_-)/2$, which does not couple the states $m = 0$ and 1 . As a result, the Hamiltonian K_A^{BW} acts separately on the two subregions A and A^c , and we consider in the following its restriction to A .

Realizing K_A^{BW} in physical systems requires the implementation of operators of third order, such as $p_x^2 J_z$, $p_x J_z^2$, and J_z^3 , which can be challenging with the standard atom-light interaction toolbox. Instead, we implement a family of deformed Hall systems described by the Hamiltonian

$$H_A^{\text{var}} = \frac{(p_x - 2\hbar k J_z)^2}{2M} - \frac{\hbar\Omega_{\text{var}}}{2J} (J_+ J_z + \text{h.c.}) + b_{\text{var}} J_z + Q_{\text{var}} J_z^2, \quad (5)$$

parametrized by the spin-hopping amplitude Ω_{var} and

	$\hbar\Omega_{\text{var}}$	b_{var}	Q_{var}	$k_{\text{B}}T_{\text{var}}$
optimal K_A^{var}	17.6(11)	-10.8(3)	-0.7(2)	3.7(1)
quadratic approx. K_A^{BW}	19.3	-10.6	-0.47	3.1

TABLE I. **Optimal variational parameters.** Comparison between the optimal variational parameters and those of a quadratic approximation of the BW Hamiltonian. The parameters are given in units of E_{rec} . Since the experimental bandstructure is obtained up to an arbitrary energy offset, the absolute value of the chemical potential μ_{var} is irrelevant.

the linear and quadratic Zeeman fields b_{var} and Q_{var} . We use rank-2 tensor light shifts to generate the second-order spin coupling ($J_+J_z + J_zJ_-$), based on the laser configuration shown in Fig. 3a (Methods).

Following a similar procedure as with the undeformed Hall system, we measure the ground and first excited band properties of H_A^{var} for different choices of the variational parameters. When ramping up the momentum p_x across the ground band, the states $m > 0$ show negligible projection probabilities, confirming the decoupling between A and A^c (Methods). We show in Fig. 3b the qualitative effect of the variational parameters Ω_{var} , b_{var} and Q_{var} , which respectively control the width along m , a momentum shift and a momentum scaling of the ground-band distributions $\Pi_{\text{var}}(p_x, m)$. We optimize these parameters by minimizing the relative entropy $S(\rho_A || \rho_{\text{var}}) \equiv \text{Tr}[\rho_A(\log \rho_A - \log \rho_{\text{var}})]$ between the target reduced density matrix $\rho_A = \exp(-K_A)/Z_A$ and a thermal density matrix

$$\rho_{\text{var}} \equiv \frac{1}{Z_{\text{var}}} \exp(-K_A^{\text{var}}), \quad K_A^{\text{var}} = \frac{H_A^{\text{var}} - \mu_{\text{var}}}{k_{\text{B}}T_{\text{var}}}, \quad (6)$$

where we introduce two additional variational parameters, the temperature T_{var} and the chemical potential μ_{var} . Physically, the relative entropy quantifies the loss of information when approximating ρ_A with ρ_{var} [48]. It can be computed from the measured spin projection probabilities $\Pi_{\text{var}}(p_x, m)$ of the ground band, as well as the measured dispersion relations $E_0^{\text{var}}(p_x)$ and $E_1^{\text{var}}(p_x)$ of the ground and first excited bands (Methods). The relative entropy is minimized when, simultaneously, (i) the projection probabilities $\Pi_{\text{var}}(p_x, m)$ and $\Pi_A(p_x, m)$ coincide (ii) the ground band dispersion $E_0^{\text{var}}(p_x)$ matches the pseudo-spectrum $E_A(p_x)$ (iii) the thermal excitation of excited bands is negligible, which occurs when $E_1^{\text{var}}(p_x) \gg 1$.

The relative entropy, measured for a range of variational parameters, exhibits a minimum for the parameters listed in Tab. I (see its variation with Ω_{var} and Q_{var} in Fig. 3c). To test the link between our optimal variational Hamiltonian and the BW ansatz K_A^{BW} , we expand the latter to second order in the operators p_x and J_z , so that it belongs to the family of H_A^{var} 's (Methods). The corresponding variational parameters are in good agree-

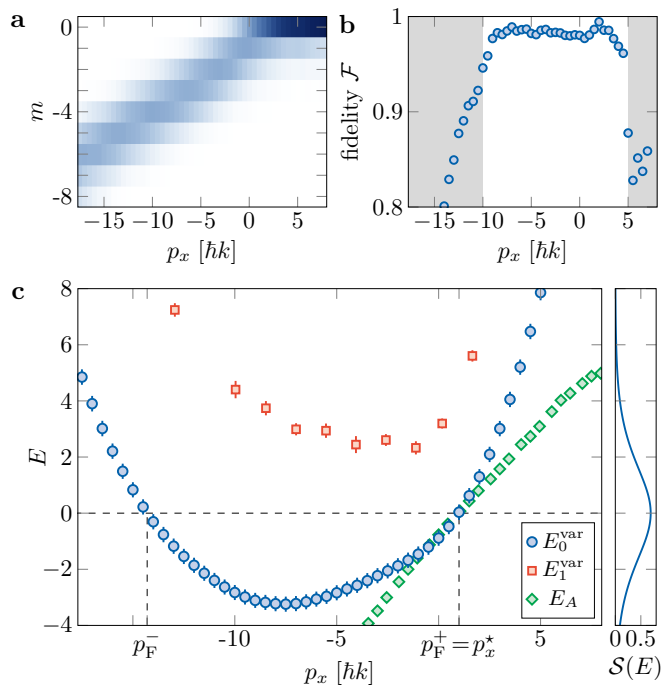


Fig. 4. **Properties of the optimal Hamiltonian.** **a**, Spin projection probabilities $\Pi_{\text{var}}(p_x, m)$ of the optimal variational Hamiltonian. **b**, Fidelity between the latter and the target probabilities $\Pi_A(p_x, m)$. The gray areas indicate momenta outside the interval over which the optimization is performed. **c**, Dispersion relation of the optimal Hamiltonian, measured for the ground and first excited bands (blue disks and red squares, respectively). Green diamonds show the pseudo-spectrum already displayed in Fig. 2e. Error bars represent the 1- σ statistical error.

ment with the optimal ones determined experimentally (Tab. I).

We present in Methods an alternative comparison with K_A^{BW} , by fitting the factors $\beta(m)$ so that the deformed Hamiltonian $\{\beta(J_z), H\}$ best matches our optimal variational Hamiltonian. We find that, for magnetic projections m near the partition cut m^* , the fitted factors $\beta(m)$ agree with the linear behavior $\propto (m^* - m)$ expected from the BW ansatz.

Optimum variational Hamiltonian

The properties of the optimum Hamiltonian are shown in Fig. 4. The spin projection probabilities $\Pi_{\text{var}}(p_x, m)$ exhibit the characteristic edge mode structure at the virtual edge m^* (Fig. 4a). They also agree very well with those measured of the entanglement Hamiltonian (Fig. 2d), with a fidelity $\mathcal{F} = 98(1)\%$ for the momentum interval used for the optimization (Fig. 4b and Methods).

We show in Fig. 4c the measured ground and first-excited band spectra $E_n^{\text{var}}(p_x)$ ($n = 0, 1$), along with the targeted pseudo-spectrum $E_A(p_x)$. The modes with a pseudo-energy E_A close to zero, which are significantly delocalized across m^* , carry the most important information on spatial entanglement. They correspond to mo-

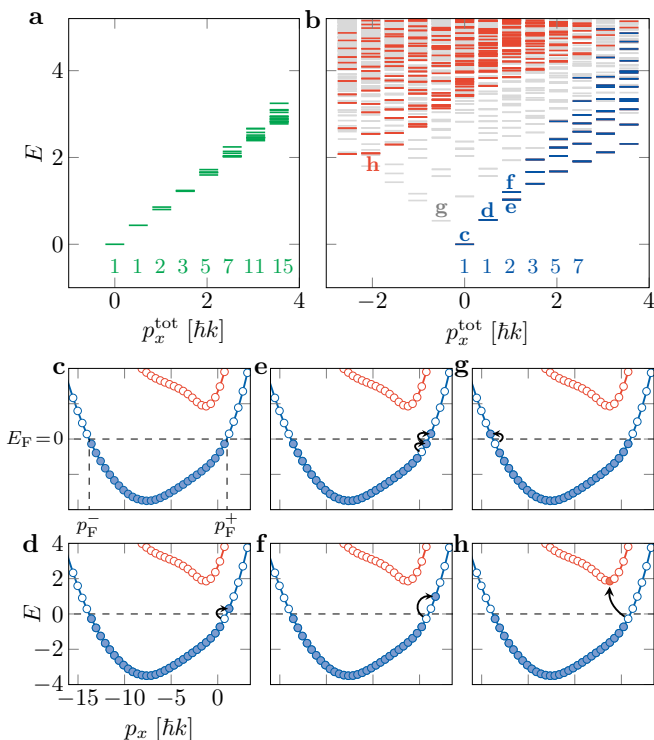


Fig. 5. Many-body entanglement spectrum. **a**, Many-body entanglement spectrum of a quantum Hall insulator computed from the measured single-particle pseudo-spectrum, for an ensemble of $N_{\text{at}} = 60$ atoms and for a system length $L_x = 12.3 k^{-1}$. **b**, Many-body spectrum of a system of $N_{\text{at}}^A = 30$ fermions evolving in the optimal variational Hamiltonian, for the same system length. We distinguish the full spectrum (levels in gray) from states only involving excitations close to the Fermi point p_F^+ , either within the ground band (in blue) or among excited bands as well (in red). We indicate, for each total momentum p_x^{tot} , the number of states involving the ground band only. In **b**, the counting is limited to the range $0 \leq p_x < 3 \hbar k$ over which ground-band excitations are separated from higher band excitations. **c**, **d**, **e**, **f**, **g**, **h**, Occupation of momentum orbitals for a selection of states as indicated in **b**. The Fermi level $E_F = 0$ is shown as a dashed line.

menta p_x near p_x^* , for which the ground band $E_0^{\text{var}}(p_x)$ reproduces well $E_A(p_x)$. Away from this zone, E_0^{var} deviates from E_A , which can be attributed to (i) for $p_x \gtrsim p_x^*$, the discrete nature of the synthetic dimension, which leads to a quadratic dispersion once the system is fully polarized at $m = 0$ (ii) for $p_x \lesssim -2J\hbar k$, the finite size of the synthetic dimension, which also leads to quadratic dispersion when polarized in the lowest state $m = -J$. Such deviations would not occur for a continuous Hall system restricted to a semi-infinite half plane, for which the ground band $E_0^{\text{BW}}(p_x)$ is strictly linear. However, these deviations are also present for the BW ansatz of our synthetic system, as discussed in Methods.

Many-body entanglement spectrum

Our work represents an important step towards the mea-

surement of entanglement properties of quantum many-body systems. As a first validation of our approach, we show in Methods that the entanglement entropy is mapped to the thermodynamic entropy of a Fermi gas evolving under the optimal variational Hamiltonian.

We focus here on measuring the many-body entanglement spectrum of a fermionic Hall insulator. We consider an ensemble of non-interacting fermions filling the ground band of the optimal variational Hamiltonian. For a length $L_x = 12.3 k^{-1}$, the many-body ground state of $N_{\text{at}} = 60$ atoms is a Fermi sea with unit occupancy of momentum states $|p_x| < p_F = 15.2 \hbar k$ of the ground band of the undeformed Hall system (Fig. 2b). We show in Fig. 5a the entanglement spectrum describing the reduced system in subregion A , assuming a number of particles $N_{\text{at}}^A = 30$. We obtain it by computing the energy of all possible occupancies of the orbitals $\psi_A(p_x)$ involved in the entanglement Hamiltonian (2), using the measured pseudo-spectrum $E_A(p_x)$ (Fig. 2e). This entanglement spectrum exhibits a chiral dispersion, with a number of states per value of the total momentum p_x^{tot} characteristic of a chiral bosonic mode.

We compare it with the energy spectrum of N_{at}^A fermions evolving in the optimal variational Hamiltonian K_A^{opt} , with the same system length L_x . The ground state corresponds to a Fermi sea with unit filling over the interval $p_F^- < p_x < p_F^+$, i.e. a Fermi energy $E_F = 0$ (Fig. 5c). The many-body spectrum is obtained by computing the energy of all possible occupancies of the measured band-structure $E_n^{\text{var}}(p_x)$ (Fig. 4c). The full spectrum, shown in gray in Fig. 5b, does not show chirality, due to the contribution of excitations around the two Fermi points p_F^- (Fig. 5g) and p_F^+ (Fig. 5d,e,f). Excitations around the Fermi point p_F^+ can be separated by exciting the system locally around $m = m^*$, so that the overlap with orbitals around p_F^- practically vanishes. The corresponding excitation spectrum (blue levels in Fig. 5b) then exhibits the same structure than the entanglement spectrum, including the counting of states. Note that the spectrum also contains excitations to higher bands (red levels in Fig. 5b and Fig. 5h), which limits the range over which the entanglement spectrum can be identified.

The protocols outlined in this work can be readily transposed to a wide range of quantum simulators, such as lattice atomic gases, trapped ions, Rydberg atom arrays, and superconducting quantum circuits. To generate the entanglement Hamiltonian of a given many-body system, one simply needs to engineer a spatial deformation of the single-particle Hamiltonian – following the procedure demonstrated here – and add interactions. For integrable one-dimensional systems, the correspondence between the BW and entanglement Hamiltonians can be established analytically [11, 49, 50]. The relevance of the BW Hamiltonian has also been confirmed numerically for various lattice models [12, 41], including critical quantum spin chains [51] and a topological Haldane spin

chain [12, 13], and we are currently investigating theoretically its extension to fractional quantum Hall states. By directly engineering the entanglement Hamiltonian, we expect to gain experimental access to entanglement properties of many-body systems that would otherwise remain inaccessible, allowing for identification of topological order, critical behavior, or more generally the structure of correlations between particles.

We mention that, after completing the present work, we became aware of a related study in which the entanglement spectrum of a XXZ spin chain was measured in a trapped ion system [52].

* These three authors contributed equally.

† sylvain.nascimbene@lkb.ens.fr

- [1] V. Vedral, M. B. Plenio, M. A. Rippin, and P. L. Knight, Quantifying Entanglement, *Phys. Rev. Lett.* **78**, 2275 (1997).
- [2] J. Eisert, M. Cramer, and M. B. Plenio, *Colloquium* : Area laws for the entanglement entropy, *Rev. Mod. Phys.* **82**, 277 (2010).
- [3] R. Islam, R. Ma, P. M. Preiss, M. Eric Tai, A. Lukin, M. Rispoli, and M. Greiner, Measuring entanglement entropy in a quantum many-body system, *Nature* **528**, 77 (2015).
- [4] A. Kitaev and J. Preskill, Topological Entanglement Entropy, *Phys. Rev. Lett.* **96**, 110404 (2006).
- [5] M. Levin and X.-G. Wen, Detecting Topological Order in a Ground State Wave Function, *Phys. Rev. Lett.* **96**, 110405 (2006).
- [6] T. Nishioka, Entanglement entropy: Holography and renormalization group, *Rev. Mod. Phys.* **90**, 035007 (2018).
- [7] E. Witten, APS Medal for Exceptional Achievement in Research: Invited article on entanglement properties of quantum field theory, *Rev. Mod. Phys.* **90**, 045003 (2018).
- [8] H. Li and F. D. M. Haldane, Entanglement Spectrum as a Generalization of Entanglement Entropy: Identification of Topological Order in Non-Abelian Fractional Quantum Hall Effect States, *Phys. Rev. Lett.* **101**, 010504 (2008).
- [9] N. Laflorencie, Quantum entanglement in condensed matter systems, *Phys. Rep.* **646**, 1 (2016).
- [10] N. Regnault, Entanglement spectroscopy and its application to the quantum Hall effects, *Lecture Notes Les Houches Summer School* **103**, 165 (2017).
- [11] M. Dalmonte, V. Eisler, M. Falconi, and B. Vermersch, Entanglement Hamiltonians: From Field Theory to Lattice Models and Experiments, *Ann. Phys.* **534**, 2200064 (2022).
- [12] M. Dalmonte, B. Vermersch, and P. Zoller, Quantum simulation and spectroscopy of entanglement Hamiltonians, *Nat. Phys.* **14**, 827 (2018).
- [13] T. V. Zache, C. Kokail, B. Sundar, and P. Zoller, Entanglement Spectroscopy and probing the Li-Haldane Conjecture in Topological Quantum Matter, *Quantum* **6**, 702 (2022).
- [14] M. Mancini, G. Pagano, G. Cappellini, L. Livi, M. Rider, J. Catani, C. Sias, P. Zoller, M. Inguscio, M. Dalmonte, and L. Fallani, Observation of chiral edge states with neutral fermions in synthetic Hall ribbons, *Science* **349**, 1510 (2015).
- [15] B. K. Stuhl, H.-I. Lu, L. M. Aycock, D. Genkina, and I. B. Spielman, Visualizing edge states with an atomic Bose gas in the quantum Hall regime, *Science* **349**, 1514 (2015).
- [16] T. Chalopin, T. Satoor, A. Evrard, V. Makhalov, J. Dalibard, R. Lopes, and S. Nascimbene, Probing chiral edge dynamics and bulk topology of a synthetic Hall system, *Nat. Phys.* **16**, 1017 (2020).
- [17] J. J. Bisognano and E. H. Wichmann, On the duality condition for a Hermitian scalar field, *J. Math. Phys.* **16**, 985 (1975).
- [18] J. J. Bisognano and E. H. Wichmann, On the duality condition for quantum fields, *J. Math. Phys.* **17**, 303 (1976).
- [19] B. Bauer, L. Cincio, B. P. Keller, M. Dolfi, G. Vidal, S. Trebst, and A. W. W. Ludwig, Chiral spin liquid and emergent anyons in a Kagome lattice Mott insulator, *Nat. Commun.* **5**, 5137 (2014).
- [20] Y.-C. He, D. N. Sheng, and Y. Chen, Chiral Spin Liquid in a Frustrated Anisotropic Kagome Heisenberg Model, *Phys. Rev. Lett.* **112**, 137202 (2014).
- [21] P. Calabrese and A. Lefevre, Entanglement spectrum in one-dimensional systems, *Phys. Rev. A* **78**, 032329 (2008).
- [22] L. Amico, R. Fazio, A. Osterloh, and V. Vedral, Entanglement in many-body systems, *Rev. Mod. Phys.* **80**, 517 (2008).
- [23] A. J. Daley, H. Pichler, J. Schachenmayer, and P. Zoller, Measuring Entanglement Growth in Quench Dynamics of Bosons in an Optical Lattice, *Phys. Rev. Lett.* **109**, 020505 (2012).
- [24] A. Elben, B. Vermersch, M. Dalmonte, J. I. Cirac, and P. Zoller, Rényi Entropies from Random Quenches in Atomic Hubbard and Spin Models, *Phys. Rev. Lett.* **120**, 050406 (2018).
- [25] T. Brydges, A. Elben, P. Jurcevic, B. Vermersch, C. Maier, B. P. Lanyon, P. Zoller, R. Blatt, and C. F. Roos, Probing Rényi entanglement entropy via randomized measurements, *Science* **364**, 260 (2019).
- [26] J. Zhang, P. Calabrese, M. Dalmonte, and M. A. Rajabpour, Lattice Bisognano-Wichmann modular Hamiltonian in critical quantum spin chains, *SciPost Phys. Core* **2**, 007 (2020).
- [27] M. Tajik, I. Kukuljan, S. Sotiriadis, B. Rauer, T. Schweigler, F. Cataldini, J. Sabino, F. Møller, P. Schüttelkopf, S.-C. Ji, D. Sels, E. Demler, and J. Schmiedmayer, Verification of the area law of mutual information in a quantum field simulator, *Nat. Phys.* , 1 (2023).
- [28] A. M. Kaufman, M. E. Tai, A. Lukin, M. Rispoli, R. Schittko, P. M. Preiss, and M. Greiner, Quantum thermalization through entanglement in an isolated many-body system, *Science* **353**, 794 (2016).
- [29] A. Lukin, M. Rispoli, R. Schittko, M. E. Tai, A. M. Kaufman, S. Choi, V. Khemani, J. Léonard, and M. Greiner, Probing entanglement in a many-body-localized system, *Science* **364**, 256 (2019).
- [30] D. Bluvstein, H. Levine, G. Semeghini, T. T. Wang, S. Ebadi, M. Kalinowski, A. Keesling, N. Maskara, H. Pichler, M. Greiner, V. Vuletić, and M. D. Lukin, A quantum processor based on coherent transport of entangled atom arrays, *Nature* **604**, 451 (2022).
- [31] W. Israel, Thermo-field dynamics of black holes, *Phys.*

- Let. A **57**, 107 (1976).
- [32] D. Poilblanc, Entanglement Spectra of Quantum Heisenberg Ladders, *Phys. Rev. Lett.* **105**, 077202 (2010).
- [33] J. I. Cirac, D. Poilblanc, N. Schuch, and F. Verstraete, Entanglement spectrum and boundary theories with projected entangled-pair states, *Phys. Rev. B* **83**, 245134 (2011).
- [34] A. Chandran, M. Hermanns, N. Regnault, and B. A. Bernevig, Bulk-edge correspondence in entanglement spectra, *Phys. Rev. B* **84**, 205136 (2011).
- [35] X.-L. Qi, H. Katsura, and A. W. W. Ludwig, General Relationship between the Entanglement Spectrum and the Edge State Spectrum of Topological Quantum States, *Phys. Rev. Lett.* **108**, 196402 (2012).
- [36] K. Choo, C. W. von Keyserlingk, N. Regnault, and T. Neupert, Measurement of the Entanglement Spectrum of a Symmetry-Protected Topological State Using the IBM Quantum Computer, *Phys. Rev. Lett.* **121**, 086808 (2018).
- [37] C. Kokail, R. van Bijnen, A. Elben, B. Vermersch, and P. Zoller, Entanglement Hamiltonian tomography in quantum simulation, *Nat. Phys.* **17**, 936 (2021).
- [38] H. Pichler, G. Zhu, A. Seif, P. Zoller, and M. Hafezi, Measurement Protocol for the Entanglement Spectrum of Cold Atoms, *Phys. Rev. X* **6**, 041033 (2016).
- [39] S. Johri, D. S. Steiger, and M. Troyer, Entanglement spectroscopy on a quantum computer, *Phys. Rev. B* **96**, 195136 (2017).
- [40] M. E. Beverland, J. Haah, G. Alagic, G. K. Campbell, A. M. Rey, and A. V. Gorshkov, Spectrum Estimation of Density Operators with Alkaline-Earth Atoms, *Phys. Rev. Lett.* **120**, 025301 (2018).
- [41] G. Giudici, T. Mendes-Santos, P. Calabrese, and M. Dalmonte, Entanglement Hamiltonians of lattice models via the Bisognano-Wichmann theorem, *Phys. Rev. B* **98**, 134403 (2018).
- [42] L. Fidkowski, Entanglement Spectrum of Topological Insulators and Superconductors, *Phys. Rev. Lett.* **104**, 130502 (2010).
- [43] J. Dubail, N. Read, and E. H. Rezayi, Real-space entanglement spectrum of quantum Hall systems, *Phys. Rev. B* **85**, 115321 (2012).
- [44] B. Oblak, N. Regnault, and B. Estienne, Equipartition of entanglement in quantum Hall states, *Phys. Rev. B* **105**, 115131 (2022).
- [45] P. Ribeiro, J. Vidal, and R. Mosseri, Exact spectrum of the Lipkin-Meshkov-Glick model in the thermodynamic limit and finite-size corrections, *Phys. Rev. E* **78**, 021106 (2008).
- [46] I. D. Rodríguez and G. Sierra, Entanglement entropy of integer quantum Hall states, *Phys. Rev. B* **80**, 153303 (2009).
- [47] C. Kokail, B. Sundar, T. V. Zache, A. Elben, B. Vermersch, M. Dalmonte, R. van Bijnen, and P. Zoller, Quantum Variational Learning of the Entanglement Hamiltonian, *Phys. Rev. Lett.* **127**, 170501 (2021).
- [48] V. Vedral, The role of relative entropy in quantum information theory, *Rev. Mod. Phys.* **74**, 197 (2002).
- [49] I. Peschel, M. Kaulke, and Ö. Legeza, Density-matrix spectra for integrable models, *Ann. Phys.* **511**, 153 (1999).
- [50] I. Peschel and V. Eisler, Reduced density matrices and entanglement entropy in free lattice models, *J. Phys. A: Math. Theor.* **42**, 504003 (2009).
- [51] T. Mendes-Santos, G. Giudici, M. Dalmonte, and M. A. Rajabpour, Entanglement Hamiltonian of quantum critical chains and conformal field theories, *Phys. Rev. B* **100**, 155122 (2019).
- [52] M. K. Joshi, C. Kokail, R. van Bijnen, F. Kranzl, T. V. Zache, R. Blatt, C. F. Roos, and P. Zoller, Exploring Large-Scale Entanglement in Quantum Simulation, arXiv:2306.00057 (2023).
- [53] N. Goldman, J. Dalibard, M. Aidelsburger, and N. R. Cooper, Periodically driven quantum matter: The case of resonant modulations, *Phys. Rev. A* **91**, 033632 (2015).
- [54] O. Ciftja, V. Livingston, and E. Thomas, Cyclotron motion of a charged particle with anisotropic mass, *Am. J. Phys.* **85**, 359 (2017).
- [55] L. Luo, B. Clancy, J. Joseph, J. Kinast, and J. E. Thomas, Measurement of the Entropy and Critical Temperature of a Strongly Interacting Fermi Gas, *Phys. Rev. Lett.* **98**, 080402 (2007).
- [56] T. Yefsah, R. Desbuquois, L. Chomaz, K. J. Günter, and J. Dalibard, Exploring the Thermodynamics of a Two-Dimensional Bose Gas, *Phys. Rev. Lett.* **107**, 130401 (2011).

Acknowledgements. We thank Tanish Satoor for his contribution to the preparation of this project. We acknowledge insightful discussions with Marcello Dalmonte, Benoît Estienne, Michael Fleischhauer, Nicolas Regnault and Torsten Zache. We thank Jean Dalibard and Leonardo Mazza for discussions and careful reading of the manuscript. This work is supported by European Union (grant TOPODY 756722 from the European Research Council) and Institut Universitaire de France. N.M. acknowledges support from DIM Quantip of région Île de France.

Author contributions. All authors contributed to the set-up of the experiment, data acquisition, data analysis and the writing of the manuscript.

Competing interests. The authors declare no competing interests.

Data availability. Source data, as well as other datasets generated and analysed during the current study, are available from the corresponding author upon request.

Methods

Light-induced spin-orbit coupling

The spin dynamics is induced by two-photon optical transitions, which are driven by a pair of laser beams counter-propagating along the x -axis, with their linear polarizations parametrized by the angles θ_1, θ_2 with respect to the z -axis (Fig. 6). The laser frequencies ω_1 and ω_2 are set close to the optical resonance of wavelength $\lambda = 626.1$ nm. In addition, we apply a bias magnetic field $B = 0.956(3)$ G along z , which induces a Zeeman splitting of frequency $\omega_Z = 1.662(5)$ MHz. Since this splitting is much larger than the characteristic energy scale of atomic motion (determined by the recoil energy $E_{\text{rec}} = h \times 3.14$ kHz), spin transitions only take place when the frequency difference $\omega_2 - \omega_1$ between the two lasers is close to the Zeeman splitting ω_Z . A Raman transition $m \rightarrow m + 1$ then occurs via the absorption (resp. emission) of one photon from laser 2 (resp. laser 1), so that the atom gets a velocity kick $-2v_{\text{rec}}$ along x . Within the rotating wave approximation (RWA), the atom dynamics is governed by the Hamiltonian

$$H = \frac{(p_x - 2\hbar k J_z)^2}{2M} + V - \hbar\delta J_z,$$

where we introduce the detuning $\delta = \omega_2 - \omega_1 - \omega_Z$, and

$$\frac{V}{V_0} = \frac{1}{2(J+1)(2J+1)} \left[- (2J+3) \sin(\theta_2 - \theta_1) J_x \right. \\ \left. + \sin(\theta_1 + \theta_2) \{J_x, J_z\} \right. \\ \left. + (2 - 3 \cos^2 \theta_1 - 3 \cos^2 \theta_2) J_z^2 \right].$$

Here, $V_0 = 3\pi c^2 \Gamma I / (2\omega_0^3 \Delta)$ is the light shift for Clebsch-Gordan coefficients equal to unity, $\Gamma = 0.85 \mu\text{s}^{-1}$ is the transition linewidth, ω_0 is its resonant frequency, $\Delta = -2\pi \times 10.8(1)$ GHz is the laser detuning from resonance.

To generate the undeformed quantum Hall system given in (1) of the main text, we choose $\theta_1 = -\theta_2 = \text{acos}(1/\sqrt{3}) = 54.7^\circ$, so that the atom-light coupling reduces to a linear spin operator

$$\frac{V}{V_0} = \frac{\sqrt{8}(2J+3)}{6(J+1)(2J+1)} J_x.$$

The spin coupling $\{m^* - J_z, J_x\}$ involved in the variational Hamiltonian of (5) in the main text is obtained for a different choice of polarizations. Keeping the polarization $\theta_1 = \text{acos}(1/\sqrt{3})$, the polarization θ_2 should satisfy $(2J+3) \sin(\theta_2 - \theta_1) = \sin(\theta_1 + \theta_2)$, leading to

$$\theta_2 = \text{atan} \left(\sqrt{2} \frac{J+2}{J+1} \right) = 57.5^\circ.$$

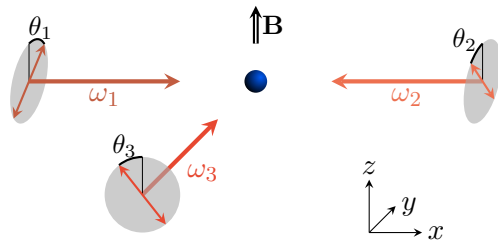


Fig. 6. Scheme of the laser configuration. A pair of laser beams counter-propagating along x , labeled 1 and 2, induces two-photon Raman transitions between successive magnetic projection states m , for a frequency difference $\omega_2 - \omega_1$ close to the Zeeman splitting ω_Z induced by an external magnetic field. The algebra of the spin coupling is determined by the orientations θ_1 and θ_2 of the linear polarizations of the two beams. A third laser beam propagating along y generates a quadratic Zeeman light shift $Q_3 J_z^2$. We use a polarization angle $\theta_3 = 0$ or $\pi/2$ depending on the desired sign of Q_3 .

The atom-light coupling then reads

$$V = -\frac{\hbar\Omega_{\text{var}}}{2J} (J_+ J_z + J_z J_-) + Q_{12} J_z^2, \\ \hbar\Omega_{\text{var}} = -\sqrt{\frac{2}{3(3J^2 + 10J + 9)}} \frac{J(2J+3)}{(J+1)(2J+1)} V_0 \\ \simeq -0.048 V_0, \\ Q_{12} = \frac{2J+3}{(3J^2 + 10J + 9)(J+1)(2J+1)} V_0 \\ \simeq 4.4 \times 10^{-4} V_0.$$

We also use a third laser beam that propagates along the y -axis and is significantly off-resonant with respect to the other two beams. We use its tensor light shift to generate a quadratic Zeeman shift $Q_3 J_z^2$, which can be tuned independently from the other spin couplings. The total quadratic Zeeman shift amplitude then writes $Q_{\text{var}} = Q_{12} + Q_3$.

Preparation of ground-band momentum states

Our experiments consist of the preparation and characterization of thermal ensembles of ^{162}Dy atoms subjected to a light-induced spin-orbit coupling and evolving in the ground energy band. We use standard laser cooling techniques to prepare an atomic gas of $N_{\text{at}} = 2.4(3) \times 10^4$ atoms in a crossed optical dipole trap with a temperature of $T = 350(50)$ nK, which corresponds to an rms momentum width of $\sigma_{p_x} = 1.5(1) \hbar k$.

At the end of the cooling sequence, the atoms are polarized in the ground state $m = -J$. We then turn off the dipole trap, and ramp up the Raman laser intensities over a duration of $50 \mu\text{s}$. At this stage, we use a large negative detuning $\delta \simeq -80 E_{\text{rec}}/\hbar$, so that spin transitions are off resonant. We interpret our experiments in a moving reference frame, which is defined by the velocity $v_x^* = -\delta/(2k)$ with respect to the laboratory frame,

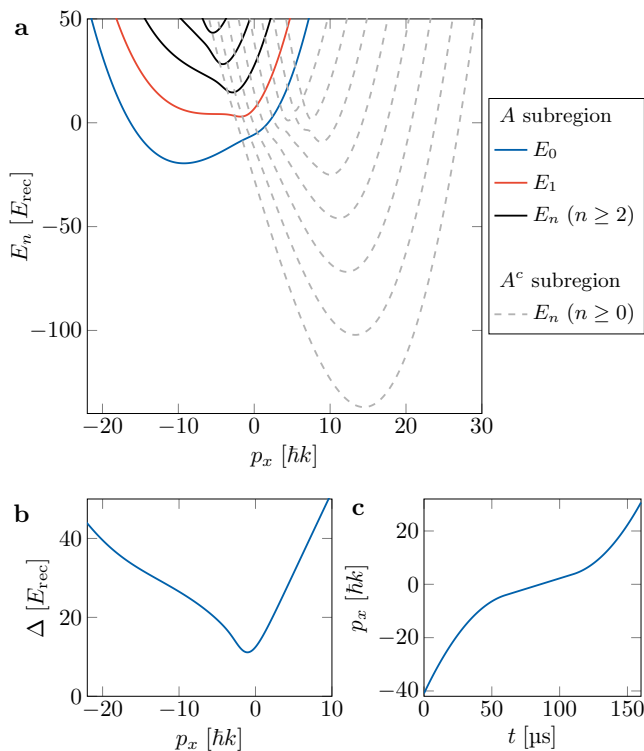


Fig. 7. Adiabatic state preparation. **a**, Theoretical dispersion relation of the variational Hamiltonian for $\Omega_{\text{var}} = 15 E_{\text{rec}}/\hbar$, $b_{\text{var}} = -10 E_{\text{rec}}$ and $Q_{\text{var}} = -0.5 E_{\text{rec}}$. The solid (resp. dashed) lines correspond to the bandstructure for the A (resp. A^c) subregion. In the absence of imperfection, these two sectors are decoupled. **b**, Energy gap $\Delta = E_1 - E_0$ as a function of momentum. **c**, Time variation of the momentum p_x , controlled via the detuning between the Raman lasers, used to ramp it adiabatically across the ground band for $\Omega_{\text{var}} = 13.9(8) E_{\text{rec}}/\hbar$. The ramp speed is reduced around $p_x = 0$, where the gap to the first energy gap is minimal. In order to prepare a given momentum state p_x , we interrupt the ramp at the corresponding time.

so that the detuning δ is exactly compensated by the Doppler effect. In this frame, the initial state corresponds to an initial momentum $p_x \simeq -40 \hbar k$.

We then adiabatically ramp up the momentum p_x by varying the detuning δ , which induces an inertial force in the moving frame. To ensure adiabatic dynamics, we choose a slow detuning ramp profile. For the undeformed quantum Hall system, for which the energy gap between the ground and first excited bands is quasi-uniform in the bulk, we simply use a linear ramp.

We show in Fig. 7a the theoretical bandspectrum for the deformed variational Hamiltonian, which consists of two decoupled bandstructures within each subregion A and A^c . The gap between the ground and first excited bands of A exhibits a significant variation with p_x , taking a minimum value close to $p_x = 0$ (Fig. 7b). Therefore, we use a variable ramp speed, shown in Fig. 7c, to ensure adiabaticity. Note that the ground band crosses several

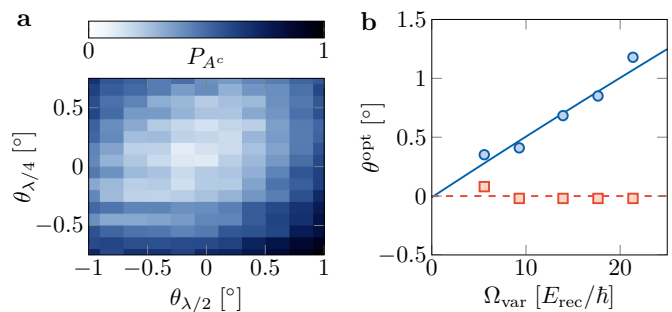


Fig. 8. Decoupling between A and A^c . **a**, Fraction of atoms in A^c as a function of the orientation of half- and quarter-waveplates, after an adiabatic ramp across the ground energy band. **b**, Variation of the optimal waveplate orientations measured as a function of the Raman coupling Ω_{var} (blue disks: half-waveplate, red squares: quarter-waveplate). The lines are the theoretical value expected from the deviation from RWA given in (7) (blue solid line: half-waveplate, red dashed line: quarter-waveplate).

bands of the A^c bandstructure. While we aim to cancel the coupling between A and A^c , a residual coupling remains, so that the ramp must be fast enough to ensure diabatic dynamics at these band crossings. We have optimized the ramp shape for each value of Ω_{var} to ensure adiabatic dynamics within A , while minimizing the transfer of atoms to A^c , as described in the next section. Note that collisions between atoms, which can induce a redistribution of momentum and atom loss due to dipolar relaxation, occur on a 10-ms time scale, much longer than the typical ramp duration $\sim 100 \mu\text{s}$.

Decoupling between A and A^c

The spin coupling $\{m^* - J_z, J_x\} = (J_+ J_z + J_z J_-)/2$ present in the variational Hamiltonian K_A^{var} does not couple the subregions A and A^c . However, in our experiments, we observe that when we increase the momentum quasi-adiabatically across the ground band of the deformed variational Hamiltonian, the atoms exhibit a residual probability P_{A^c} of occupying A^c , while they should ideally end up fully polarized in $m = 0$. We attribute this behavior to a defect in the polarization of the Raman lasers. The decoupling between A and A^c relies on a fine tuning of polarization, which we achieve using a pair of motorized half- and quarter-waveplates. By tuning the waveplate orientation with 0.2° sensitivity, we are able to achieve a minimum value of $P_{A^c} \simeq 8\%$ (Fig. 8a). To reduce the residual population in A^c further, we could shorten the ramp duration of the laser detunings used to prepare a given momentum state. However, this would result in a degradation of the adiabaticity of the state preparation. Therefore, the chosen ramp duration and value of P_{A^c} result from a compromise.

We have observed that the half-waveplate orientation needs to be adjusted as a function of the Raman coupling strength Ω_{var} (Fig. 8b). We attribute this effect to

a deviation from the RWA. To lowest order in the inverse Zeeman splitting $1/\omega_Z$, we compute the residual coupling between the states $m = 0$ and $m = 1$ due to the first correction to the RWA [53]. This coupling can be compensated by rotating the linear polarization of laser 2 by an angle

$$\delta\theta_2 = \frac{2J + 2\Omega_{\text{var}}}{2J + 3\omega_Z}. \quad (7)$$

This can be achieved by rotating the half-waveplate, while the quarter-waveplate does not need to be rotated. The measured variations of the optimal waveplate positions, which are shown in Fig. 8b, are in good agreement with this prediction.

We have also observed a similar effect when the laser 3 is used to control the quadratic Zeeman field Q_{var} . We compensate for the induced coupling between A and A^c by further tuning the half-waveplate for each value of Q_{var} .

Cyclotron frequency measurements

To calibrate the Raman couplings Ω and Ω_{var} , we measure the energy gap between the ground and first excited bands, using a common protocol. We present here the case of the deformed quantum Hall system H_A^{var} (Fig. 9).

To induce a coherent mixing with excited bands, we quench the Raman detuning after preparing a given momentum state in the ground band. This imparts a velocity kick to the atoms with a magnitude of approximately $0.5 v_{\text{rec}}$, which is small enough to restrict the excitation to the first excited band. This results in a quasi-harmonic dynamics with a frequency of $\omega_c = (E_1 - E_0)/\hbar$, as shown (Fig. 9a). In the case of the deformed Hall system, we observe a strong variation of ω_c with p_x (Fig. 9b). This can be attributed to the strong dispersion of matrix elements of the spin coupling $\{m^* - J_z, J_x\}$, which can be interpreted as a position-dependent mass $M_m \propto 1/(m^* - m)$ for the dynamics along m . As in the case of a Hall system with anisotropic mass [54], we expect the cyclotron frequency to scale as the inverse of the geometric mean $\sqrt{MM_m}$ of the masses along x and m , in agreement with our measurements (Fig. 9c).

In order to calculate the entropy density $s_{\text{var}}(m)$ (see last section of Methods), we rely on the spin projection probabilities $\Pi_1(p_x, m)$ of the momentum state p_x in the first excited band, as well as other previously measured quantities. To obtain $\Pi_1(p_x, m)$, we analyze the cyclotron dynamics of the spin projection probabilities, which are expected to evolve according to

$$\Pi(m, t) = |c_0(p_x, m) + \epsilon c_1(p_x, m)e^{-i\omega_c t}|^2,$$

where ϵ is a weak excitation amplitude and we neglect terms in ϵ^2 . Here, we define the spin projection amplitudes $c_n(p_x, m)$ for the bands $n = 0, 1$, such that the projection probabilities are given by $\Pi_n(p_x, m) =$

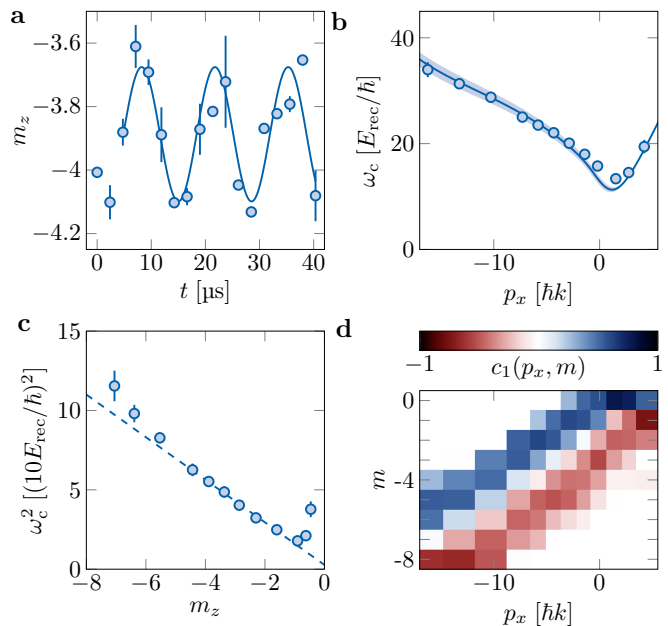


Fig. 9. Cyclotron frequency measurements. **a**, Example of time evolution of the mean spin projection m_z subsequent to a velocity kick, for a momentum $p_x = -5.8(2)\hbar k$ and variational parameters $\Omega_{\text{var}} = 13.9(8)E_{\text{rec}}/\hbar$, $b_{\text{var}} = 0.0(3)$ and $Q_{\text{var}} = -0.1(2)E_{\text{rec}}$. The solid line is a sine fit that yields the cyclotron frequency ω_c . We do not take into account hold times $t \leq 2.5\mu\text{s}$ during which the Raman detuning relaxes after quenching. **b**, Cyclotron frequency ω_c as a function of momentum p_x (blue circles). The blue line is the expected gap variation. **c**, Same data plotted as ω_c^2 against the mean spin projection m_z . The dashed line is a linear guide to the eye. The approximate linear variation in the range $-6 < m_z < -2$ is consistent with an inverse mass $1/M_m$ varying linearly with m . **d**, Wavefunction amplitude $c_1(p_x, m)$ in the first excited band, deduced from the dynamics of individual m states.

$|c_n(p_x, m)|^2$. Since the Hamiltonian is real, we can assume that the oscillation amplitudes are real for all bands, and that $c_0(m) \geq 0$ for the ground band. We rewrite the spin projection probabilities as (omitting the label p_x for simplicity)

$$\Pi(m, t) = \Pi_0(m) + A(m) \cos(\omega_c t + \phi),$$

with the oscillation amplitude $A(m) = 2|\epsilon|c_0(m)c_1(m)$. The excited-band amplitude then writes

$$c_1(m) = \frac{A(m)}{2|\epsilon|\sqrt{\Pi_0(m)}}.$$

It can thus be obtained from the measurement of the oscillation amplitude $A(m)$, combined with the ground-state projection probability $\Pi_0(m)$. We show in Fig. 9d the excited-band amplitude $c_1(p_x, m)$ as a function of p_x deduced from this protocol. Notably, we find that the amplitude c_1 takes both positive and negative values. This behavior is expected for the first excited band,

according to a generalization of the node oscillation theorem for spin systems [45]. By taking the square of the amplitude $c_1(p_x, m)$, we obtain the spin projection probability $\Pi_1(p_x, m)$.

BW theorem for a continuous Hall system

We demonstrate that the BW theorem holds true for an ideal quantum Hall system that is described by Landau levels. We consider an electron that evolves in a 2D plane xy and is subjected to a perpendicular magnetic field B . By adopting the Landau gauge, its dynamics is described by the Hamiltonian

$$H_{xy} = \frac{(p_x - eBy)^2}{2M} + \frac{p_y^2}{2M}.$$

This Hamiltonian is invariant upon translations along x , so that the momentum p_x is conserved. For every p_x , the y dynamics corresponds to a harmonic oscillator of cyclotron frequency $\omega_c = eB/M$, centered on $y_{p_x} = p_x/eB$. We introduce the ladder operator $a_{p_x} = [(y - y_{p_x})/\ell + ip_y\ell/\hbar]/\sqrt{2}$, with $[a_{p_x}, a_{p_x}^\dagger] = 1$. Additionally, we define the cyclotron length $\ell = \sqrt{\hbar/eB}$. The Hamiltonian can be rewritten as $H = \hbar\omega_c \sum_{p_x} (a_{p_x}^\dagger a_{p_x} + \frac{1}{2})$, and its spectrum consists of flat bands $E_n(p_x) = \hbar\omega_c(n + \frac{1}{2})$, the so-called Landau levels. The eigenstates of the ground band are characterized by the wavefunctions

$$\psi_{p_x}(x, y) = \frac{e^{ip_x x/\hbar} e^{-(y-y_{p_x})^2/2\ell^2}}{\sqrt{L_x} \pi^{1/4} \sqrt{\ell}}. \quad (8)$$

We now consider the spatial partition of the system between a subregion A defined by $y < 0$ and its complement. The probability P_A of projection in A writes $P_A(p_x) = \text{erfc}(p_x\ell/\hbar)/2$, where erfc is the complementary error function. This formula allows us to derive an analytical expression for the pseudo-spectrum as follows:

$$E_A(p_x) = \frac{\text{erfc}(-p_x\ell/\hbar)}{\text{erfc}(p_x\ell/\hbar)}. \quad (9)$$

The entanglement Hamiltonian is then given by

$$K_A = \sum_{p_x} E_A(p_x) n(p_x),$$

where $n(p_x)$ is the occupation number in the state $|\psi_{p_x}^A\rangle$, obtained by restricting the state $|\psi_{p_x}\rangle$ to the subregion A and renormalizing as $\psi_{p_x}^A(x, y) = \psi_{p_x}(x, y)/\sqrt{P_A}$, where we only consider $y < 0$.

We compare this expression of K_A with the BW ansatz, which can be formulated as

$$K_A^{\text{BW}} = \frac{4}{\sqrt{\pi}} \left\{ \frac{-y}{\ell}, \frac{H_{xy} - \mathcal{E}_0}{\hbar\omega_c} \right\}. \quad (10)$$

While the energy offset \mathcal{E}_0 is irrelevant for the particle dynamics governed by H_{xy} , it has a non-trivial role in

the dynamics of K_A^{BW} . The choice of its value is crucial, and we will discuss this in detail later in this section.

In order to demonstrate that this Hamiltonian leaves the subregion A invariant, we analyze the probability current along y , which is given by

$$\begin{aligned} j_y &= \frac{1}{\hbar} \text{Im} \psi^* [y, K_A^{\text{BW}}] \psi, \\ &= \frac{-2}{\sqrt{\pi} \ell \omega_c M} y \text{Im} \psi^* \partial_y \psi \end{aligned}$$

for a wavefunction ψ . Assuming a smooth wavefunction, the current vanishes for $y = 0$, which shows that particles cannot cross the line $y = 0$.

We can rewrite the Hamiltonian K_A^{BW} in terms of ladder operators, which gives us a new expression

$$K_A^{\text{BW}} = \frac{-4}{\sqrt{\pi}} \sum_{p_x} \left\{ \frac{a_{p_x} + a_{p_x}^\dagger}{\sqrt{2}} + \frac{y_{p_x}}{\ell}, a_{p_x}^\dagger a_{p_x} + \frac{1}{2} - \frac{\mathcal{E}_0}{\hbar\omega_c} \right\}.$$

Rewriting it in normal order, we get

$$\begin{aligned} K_A^{\text{BW}} &= \frac{-4\sqrt{2}}{\sqrt{\pi}} \sum_{p_x} a_{p_x}^{\dagger 2} a_{p_x} + a_{p_x}^\dagger a_{p_x}^2 \\ &\quad + \frac{p_x \ell}{\sqrt{2} \hbar} \left(2a_{p_x}^\dagger a_{p_x} + 1 - 2 \frac{\mathcal{E}_0}{\hbar\omega_c} \right) \\ &\quad + \frac{\hbar\omega_c - \mathcal{E}_0}{\hbar\omega_c} (a_{p_x}^\dagger + a_{p_x}). \end{aligned} \quad (11)$$

The ground-band state $|\psi_{p_x}^A\rangle$ is characterized by $a_{p_x} |\psi_{p_x}^A\rangle = 0$, and it is also an eigenstate of K_A^{BW} provided that the last term of (11) vanishes, i.e. for an energy offset $\mathcal{E}_0 = \hbar\omega_c$. The corresponding eigenenergy then reads

$$E_0^{\text{BW}}(p_x) = \frac{4\ell}{\sqrt{\pi}\hbar} p_x, \quad (12)$$

which corresponds to the linear expansion of the entanglement spectrum $E_A(p_x)$ given in (10) in the main text, evaluated around $p_x = 0$.

In addition to its ground band, the Hamiltonian K_A^{BW} also features higher energy bands E_n^{BW} , with $n \geq 1$. The eigenstates of excited bands are not simply related to those of the Hamiltonian H_{xy} . The complete bandstructure calculated numerically is shown in Fig. 10.

To provide a comprehensive picture of the dynamics induced by K_A^{BW} , we also consider classical particle trajectories. However, since the Hamiltonian K_A^{BW} is cubic in p_x , p_y and y , the Newton equations are non linear and must be solved numerically. We always find that the velocity dynamics are periodic, meaning that the trajectories can be decomposed into a periodic orbit and a drift of constant velocity. For each y position, there exists a single velocity $v_{x0}(y)$ for which the dynamics reduces to a constant drift along the x direction (Fig. 11a). This velocity tends to match the slope $4/\sqrt{\pi}\ell/\hbar$ of the ground

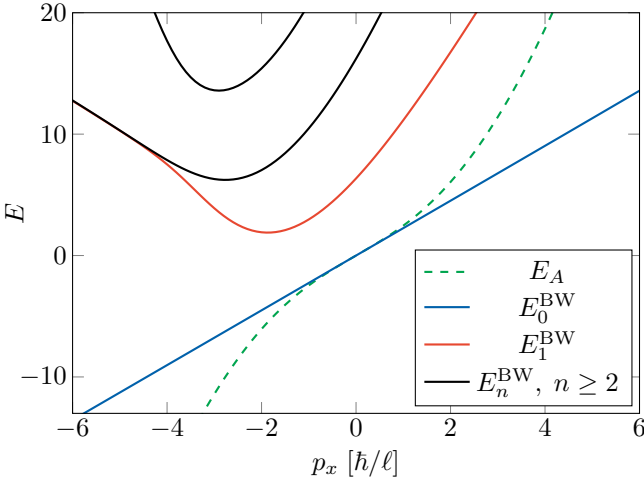


Fig. 10. Energy spectrum of the Bisognano-Wichmann Hamiltonian K_A^{BW} associated with a continuous quantum Hall system (solid lines). The dashed green line is the actual entanglement spectrum given by (9).

band of K_A^{BW} for $|y| \gg 1$. We also find that perturbations around this solution correspond to an harmonic oscillation of frequency $\omega_0(y)$ (Fig. 11b). For $|y| \gg 1$, this frequency is proportional to the local deformation factor $|y|$ involved in the definition of K_A^{BW} .

To visually explore the classical trajectories, we show in Fig. 11c three orbits computed for different choices of the initial y position. Each orbit is represented over three oscillations of the periodic part of the dynamics. They correspond well to the schematics of Fig. 1c in the main text. Specifically, we observe skipping orbits close to $y = 0$ and quasi-closed cyclotron orbits for $|y| \gg \ell$.

BW ansatz of our synthetic Hall system

We can apply the Bisognano-Wichmann ansatz to our synthetic Hall system, for which the partition cut is defined as a line $m = m^*$, as

$$K_A^{\text{BW}} = \frac{4}{\sqrt{\pi}} \left\{ \frac{m^* - J_z}{\ell_m}, \frac{H - \mathcal{E}_0}{\hbar\omega_c} \right\}, \quad (13)$$

where we recall the expression of the Hamiltonian

$$H = \frac{(p_x - 2\hbar k J_z)^2}{2M} - \hbar\Omega J_x + QJ_z^2.$$

The magnetic length ℓ_m , the cyclotron frequency ω_c and the energy offset \mathcal{E}_0 can be determined by mapping the synthetic system onto a standard Hall system described by the Landau Hamiltonian H_{xy} .

In the middle of the bulk mode region, where $p_x \simeq 0$, the spin is almost polarized along x . As a result, we can approximate the commutator $[J_z, J_y] = -iJ_x$ by a constant, as $J_x \simeq J$. We can define the operator $P_m = -\hbar J_y/J$ to be the momentum conjugate to the spin projection m , as it satisfies the relationship $[J_z, P_m] \simeq i\hbar$.

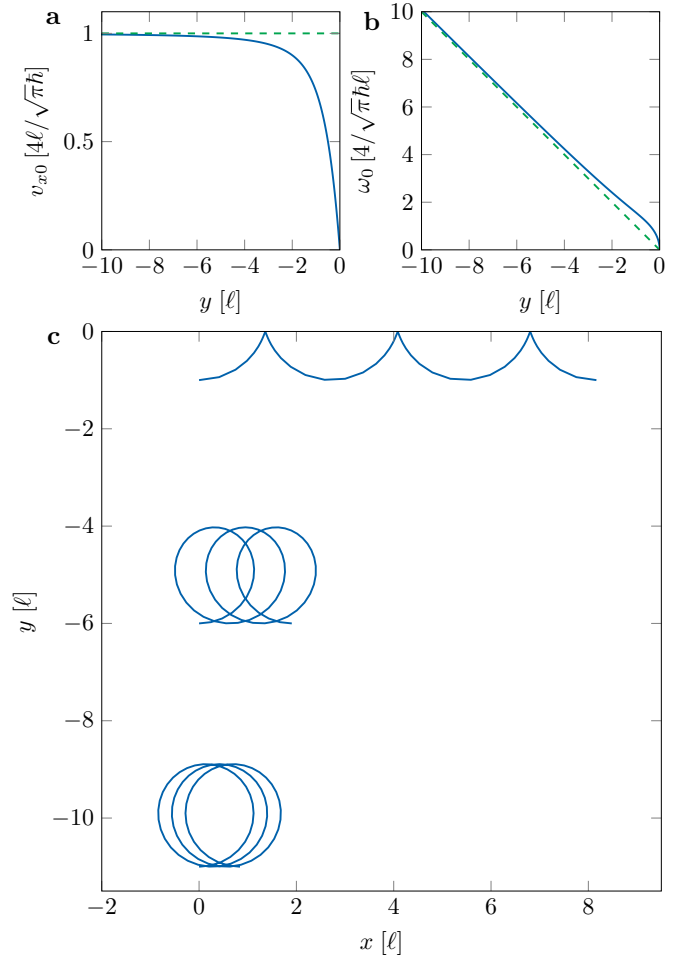


Fig. 11. Classical trajectories of the BW Hamiltonian. **a**, Velocity v_{x0} as a function of y so that the trajectory reduces to a drift along x . The dashed green line is the group velocity of the ground band of K_A^{BW} . **b**, Oscillation frequency for small deviations around the solution of constant velocity. The dashed green line is the expected frequency assuming it is proportional to the local deformation factor of K_A^{BW} . **c**, Examples of orbits governed by K_A^{BW} , for different initial positions $y(t=0)$ and velocities $v_x(t=0)$, and $x(t=0)$, $v_y(t=0) = 0$. The evolution time corresponds to three periods of the oscillatory part of the dynamics.

By expanding $J_x = \sqrt{J(J+1) - J_y^2 - J_z^2}$ to second order in J_y, J_z , we get the quadratic Hamiltonian

$$H \simeq \frac{(p_x - 2\hbar k J_z)^2}{2M} + \frac{J\Omega}{2\hbar} P_m^2 - \hbar\Omega \left(J + \frac{1}{2} \right),$$

where the quadratic term in J_z^2 from the expansion of J_x is compensated by QJ_z^2 . We recognize, up to a constant, the Landau Hamiltonian in which the spin projection m plays the role of the dimension y , with a cyclotron frequency and a magnetic length

$$\omega_c = \sqrt{8J\Omega E_{\text{rec}}/\hbar}, \quad \ell_m = \left(\frac{J\hbar\Omega}{8E_{\text{rec}}} \right)^{1/4}.$$

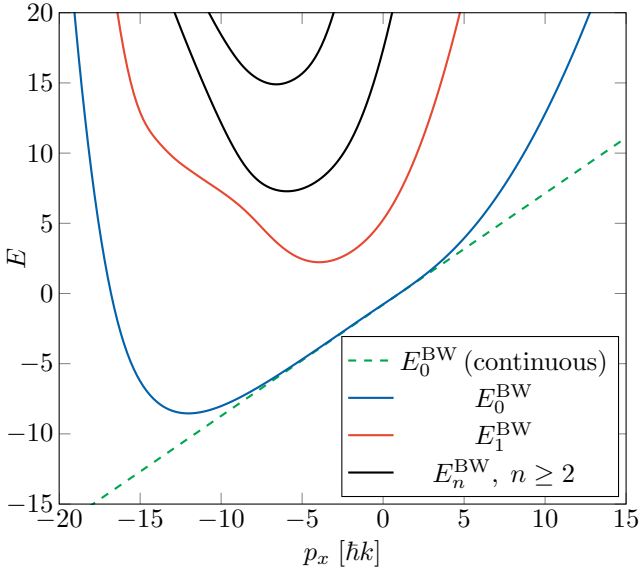


Fig. 12. Energy spectrum of the Bisognano-Wichmann Hamiltonian K_A^{BW} associated with our synthetic quantum Hall system (solid lines). The dashed green line is the linear dispersion expected for the equivalent continuous system.

For the coupling $\Omega = 3.6(1) E_{\text{rec}}/\hbar$ used in our experiments, these expressions give $\omega_c = 15.2(2) E_{\text{rec}}/\hbar$ and $\ell_m = 1.38(1)$, which is close to the measured values $\omega_c = 14.2(6) E_{\text{rec}}/\hbar$ and $\ell_m = 1.53(5)$. Finally, the energy offset \mathcal{E}_0 involved in the BW ansatz of (13) writes

$$\mathcal{E}_0 = -\hbar\Omega \left(J + \frac{1}{2} \right) - \hbar\omega_c.$$

The bandstructure of the BW Hamiltonian of our synthetic Hall system is shown in Fig. 12. Its ground band displays a wide momentum range with a linear dispersion that matches the strictly linear dispersion of the equivalent continuous Hall system. The deviation occurring for $p_x \gtrsim 0$ can be attributed to the discrete nature of the synthetic dimension, since the dispersion becomes ballistic when the system is polarized in $m = 0$. Similarly, the deviation for $p_x \lesssim -10 \hbar k$ is due to the polarization of the system in $m = -J$. A similar behavior is observed for the variational Hamiltonian studied experimentally (Fig. 4c in the main text).

Equivalence Zeeman field/change of frame

In our experiments, we implement a set of Hamiltonians

$$H_A^{\text{var}} = \frac{(p_x - 2\hbar k J_z)^2}{2M} - \frac{\hbar\Omega_{\text{var}}}{2J} (J_+ J_z + \text{h.c.}) + Q_{\text{var}} J_z^2,$$

which belong to the family of variational Hamiltonians given in (5) in the main text, with a Zeeman field $b_{\text{var}} = 0$.

We use the relation

$$\frac{(p_x - 2\hbar k J_z)^2}{2M} + b_{\text{var}} J_z = \frac{(p_x - \delta p - 2\hbar k J_z)^2}{2M} + \frac{\delta p}{M} p_x - \frac{\delta p^2}{2M},$$

with $\delta p = b_{\text{var}}/(2v_{\text{rec}})$, to show that the application of a Zeeman field is equivalent to considering the system in a different reference frame and with a different value of momentum. Specifically, the properties of the variational Hamiltonian with $b_{\text{var}} \neq 0$ can be related to those for $b_{\text{var}} = 0$, according to

$$E_n^{\text{var}}(p_x)|_{b_{\text{var}}} = E_n^{\text{var}}(p_x - \delta p)|_{b_{\text{var}}=0} + \frac{\delta p}{M} p_x - \frac{\delta p^2}{2M},$$

$$|\psi_A^{\text{var}}(p_x)\rangle|_{b_{\text{var}}} = |\psi_A^{\text{var}}(p_x - \delta p)\rangle|_{b_{\text{var}}=0}.$$

Thus, it is sufficient to realize a restricted class of variational Hamiltonians with $b_{\text{var}} = 0$, and derive the generic case $b_{\text{var}} \neq 0$ from it.

Relative entropy

To optimize the variational Hamiltonian, we seek to minimize the relative entropy $S(\rho_A||\rho_{\text{var}}) = \text{Tr}[\rho_A(\log \rho_A - \log \rho_{\text{var}})]$ between the reduced density matrix ρ_A and a thermal state ρ_{var} of H_A^{var} , with temperature T_{var} and chemical potential μ_{var} . Defining the energy bands $E_n^{\text{var}}(p_x)$ of the dimensionless Hamiltonian $K_A^{\text{var}} = (H_A^{\text{var}} - \mu_{\text{var}})/k_B T_{\text{var}}$, the relative entropy can be expressed as

$$S(\rho_A||\rho_{\text{var}}) = -S(\rho_A) + \sum_{n,p_x} \frac{\mathcal{F}_n(p_x) E_n^{\text{var}}(p_x)}{1 + e^{-E_n^{\text{var}}(p_x)}} + \log(1 + e^{-E_n^{\text{var}}(p_x)}),$$

where $\mathcal{F}_n(p_x)$ is the squared overlap between the momentum state p_x of the n^{th} band and the state $|\psi_A(p_x)\rangle$.

We have checked numerically that neglecting the bands $n \geq 2$ does not affect the values of relative entropy significantly. Thus, we limit the summation to the ground and first excited bands $n = 0, 1$, and express the overlap of the first excited band in terms of the ground-band overlap \mathcal{F}_0 (denoted \mathcal{F} hereafter), as $\mathcal{F}_1 = 1 - \mathcal{F}$. This leads to

$$S(\rho_A||\rho_{\text{var}}) = \sum_{p_x} \frac{E_0^{\text{var}} - E_A}{1 + e^{E_A}} + \log \frac{1 + e^{-E_0^{\text{var}}}}{1 + e^{-E_A}} + (1 - \mathcal{F}) \frac{E_1^{\text{var}} - E_0^{\text{var}}}{1 + e^{E_A}} + \log(1 + e^{-E_1^{\text{var}}})$$

where all quantities depend on p_x . The summation in the previous equation can be divided in three blocks – the first two terms and the third and fourth terms respectively. Each of these blocks is positive, and they all cancel out when $E_0^{\text{var}} = E_A$, $\mathcal{F} = 1$, and $E_1^{\text{var}} \rightarrow \infty$.

In our experiments, we obtain the value of the relative entropy from (i) the ground band dispersion $E_0^{\text{var}}(p_x)$, which is obtained by integrating the mean velocity $\langle v_x \rangle$, (ii) the first excited band dispersion $E_1^{\text{var}}(p_x)$, which we derive through the gap $\Delta(p_x)$ measured by exciting cyclotron dynamics, and (iii) the fidelity $\mathcal{F}(p_x)$. For the latter, we use the fact that, since the variational Hamiltonian is real, the states of the ground band $|\psi_A^{\text{var}}(p_x)\rangle$

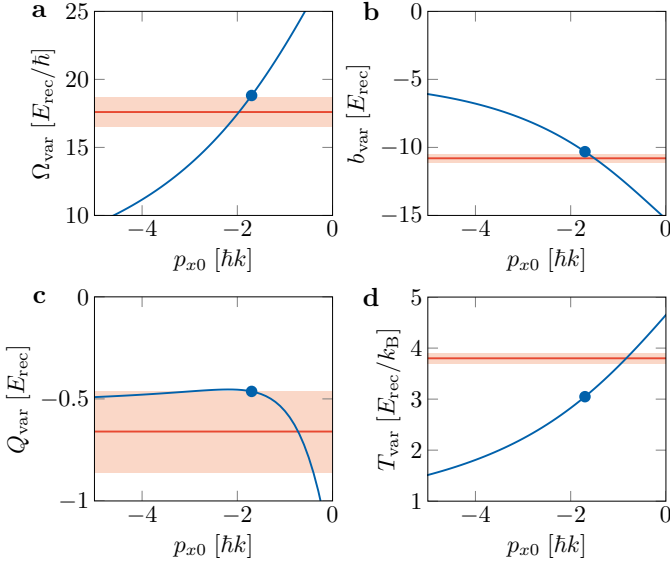


Fig. 13. Quadratic approximation of K_A^{BW} . Parameters Ω_{var} , b_{var} , Q_{var} and T_{var} defining the quadratic Hamiltonian K_A^{var} approximating K_A^{BW} around a given momentum p_{x0} (blue lines). The value $p_{x0} = -1.6\hbar k$ that best accounts for our measurements is shown as blue dots. The red line indicates the experimentally determined optimal parameters, the light red area indicating the error bar.

can be expanded over spin projection states with real and positive coefficients, as

$$\langle x, m | \psi_A^{\text{var}}(p_x) \rangle = e^{ip_x x/\hbar} \sqrt{\Pi_{\text{var}}(p_x, m)}.$$

A similar argument can be applied to the undeformed quantum Hall system, so that the fidelity can be expressed as

$$\begin{aligned} \mathcal{F}(p_x) &= |\langle \psi_A(p_x) | \psi_A^{\text{var}}(p_x) \rangle|^2 \\ &= \left(\sum_{m=-J}^0 \sqrt{\Pi_A(p_x, m) \Pi_{\text{var}}(p_x, m)} \right)^2, \end{aligned}$$

which enables us to determine it from measurements of spin projection probabilities.

In practice, we compute the relative entropy over a finite momentum interval $-10\hbar k < p_x < 5\hbar k$. The choice of the upper bound is based on the maximum momentum for which the states $|\psi_A(p_x)\rangle$ can be accurately determined (Fig. 2d in the main text). We choose the lower limit of the interval to maximize the momentum range used for the minimization process, while ensuring that the fidelity remains close to 1 over the entire interval (Fig. 4b in the main text).

Quadratic approximation of the BW Hamiltonian

Our variational Hamiltonian K_A^{var} contains only operators quadratic in p_x and J_z , while the BW Hamiltonian

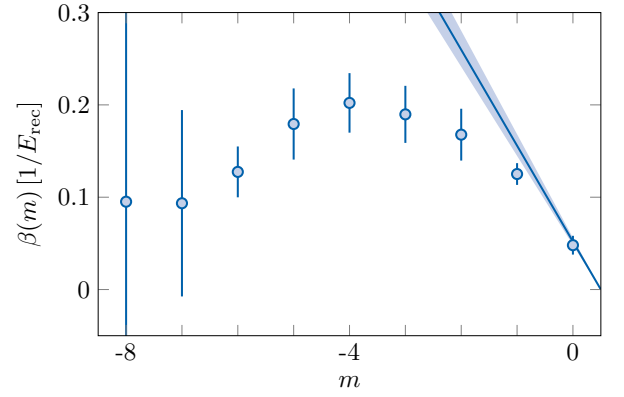


Fig. 14. Local inverse temperature. Local inverse temperature $\beta(m)$ fitted to minimize the relative entropy $S(\rho_{\text{var}} || \rho_{\beta})$ between thermal states of our experimental optimum variational Hamiltonian and a theoretical deformed Hamiltonian $\{\beta(J_z), H\}$. Statistical error bars are computed using a bootstrap sampling procedure. The solid line is the linear variation expected for the BW Hamiltonian.

K_A^{BW} include cubic operators as well. To establish a connection between the two, we approximate the cubic operators with quadratic ones, by expanding them to second order in powers of $p_x - p_{x0}$, and $J_z - m_{z0}$, where p_{x0} is a chosen momentum and m_{z0} is the mean spin projection $\langle J_z \rangle$ for that momentum. Explicitly, we write

$$\begin{aligned} J_z^3 &\simeq m_{z0}^3 + 3m_{z0}^2(J_z - m_{z0}) + 3m_{z0}(J_z - m_{z0})^2, \\ J_z^2 p_x &\simeq m_{z0}^2 p_{x0} + 2m_{z0} p_{x0} (J_z - m_{z0}) + m_{z0}^2 (p_x - p_{x0}) \\ &\quad + p_{x0} (J_z - m_{z0})^2 + 2m_{z0} (p_x - p_{x0}) (J_z - m_{z0}), \\ J_z p_x^2 &\simeq m_{z0} p_{x0}^2 + 2m_{z0} p_{x0} (p_x - p_{x0}) + p_{x0}^2 (J_z - m_{z0}) \\ &\quad + m_{z0} (p_x - p_{x0})^2 + 2p_{x0} (p_x - p_{x0}) (J_z - m_{z0}). \end{aligned}$$

This leads to an approximate version of K_A^{BW} that belongs to the family of variational Hamiltonians studied experimentally. We expect the approximated Hamiltonian to be close to the original BW Hamiltonian for momenta p_x close to p_{x0} .

We show in Fig. 13 the evolution of the variational parameters with p_{x0} . The choice $p_{x0} = -1.6\hbar k$, close to the middle of the momentum interval used for the variational optimization, accounts well for the optimal values determined experimentally. This illustrates the importance of the BW Hamiltonian in our approach.

Local inverse temperature $\beta(m)$

We fit the local inverse temperature profile $\beta(m)$ so that the theoretical deformed Hamiltonian $\{\beta(J_z), H\}$ best fits the optimal variational Hamiltonian K_A^{var} . For this, we minimize the relative entropy $S(\rho_{\text{var}} || \rho_{\beta})$ between the thermal density matrices of the two Hamiltonians (still computed over the momentum interval $-10\hbar k < p_x < 5\hbar k$).

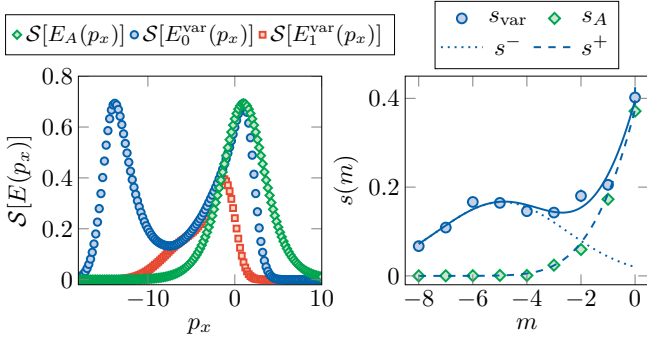


Fig. 15. Thermodynamic and entanglement entropies. **a.** Momentum contributions to the entanglement entropy $\mathcal{S}[E_A(p_x)]$ (green diamonds) and to the thermodynamic entropy $\mathcal{S}[E_0^{\text{var}}(p_x)]$ (ground band, blue circles) and $\mathcal{S}[E_1^{\text{var}}(p_x)]$ (first excited band, red squares). **b.** Local entanglement entropy of the quantum Hall insulator (red squares), compared with the local entropy of a thermal state of K_A^{var} (blue disks), together with a double-structure fit.

In practice, allowing each individual value of $\beta(m)$ to be a free parameter can result in significant uncertainty in the fit. To address this, we assume a polynomial form for $\beta(m)$ of order 6 in m , with the constraint $\beta(0) = -\beta(1)$ required to ensure no coupling between A and A^c . The resulting inverse temperature profile $\beta(m)$ is shown in Fig. 14. It agrees well with the expected linear variation from the BW Hamiltonian for magnetic projections near m^* . This further shows the similarity between the optimal variational Hamiltonian and K_A^{BW} .

Thermodynamic and entanglement entropies

Our entanglement Hamiltonian implementation allows us to measure the entanglement entropy S_A , which maps to a thermodynamic entropy that is accessible in ultracold atomic gases with well-established protocols [55, 56]. We consider a thermal ensemble of fermions in the state ρ_{var} as defined in Eq. (6) in the main text. Its entropy can be expressed in terms of the bandstructure $E_n^{\text{var}}(p_x)$ of the adimensional Hamiltonian K_A^{var} , as

$$S_{\text{var}} = \sum_{n=0}^{\infty} \int \frac{dp_x}{2\pi} \mathcal{S}[E_n^{\text{var}}(p_x)],$$

where $\mathcal{S}(E) = \mathcal{H}[1/(1 + e^E)]$ represents the contribution to entropy from a state of energy E .

We show in Fig. 15a the variation of $\mathcal{S}[E_n^{\text{var}}(p_x)]$ for the ground and first excited bands, as well as the equivalent quantity $\mathcal{S}[E_A(p_x)]$ for the pseudo-spectrum E_A . In both cases, the entropy is computed from the measured dispersion relations $E_n^{\text{var}}(p_x)$ (for $n = 0, 1$) and $E_A(p_x)$. The ground band contribution $\mathcal{S}[E_0^{\text{var}}(p_x)]$ exhibits a double structure, with excitations around the Fermi point p_F^- (resp. p_F^+) for $p_x < -7\hbar k$ (resp. $p_x > 7\hbar k$). By summing over excitations around p_F^+ only, we obtain an entropy per unit length $S_{\text{var}}^{(0+)} \simeq 0.65(5)k$, which is consistent with the entanglement entropy $S_A \simeq 0.66(3)k$. In the same momentum interval, the contribution from the first excited band amounts to $S_{\text{var}}^{(1+)} \simeq 0.34(2)k$. We have evaluated the contribution of higher bands ($n \geq 2$) using the theoretical bandstructure of K_A^{var} . The results indicate that these higher bands do not significantly contribute to the entropy.

While the previous calculation allowed us to distinguish the entropy coming from the Fermi point p_F^+ from the other Fermi point p_F^- and from the first excited band, an actual thermodynamic measurement of the total entropy would not separate these different contributions. This motivates the measurement of the local entropy, which is also experimentally accessible. It can be expressed as (neglecting bands $n \geq 2$)

$$s_{\text{var}}(m) = \sum_{n=0,1} \int \frac{dp_x}{2\pi} \mathcal{S}[E_n^{\text{var}}(p_x)] \Pi_n(p_x, m),$$

which involves the spin projection probabilities $\Pi_n(p_x, m)$. While the measurement of the ground-band probabilities $\Pi_0(p_x, m)$ has been presented in the main text, the probabilities $\Pi_1(p_x, m)$ are measured from cyclotron excitation dynamics, as discussed in the corresponding section of the Methods. The local entropy computed from these experimental data, plotted in Fig. 15b, exhibits a double structure, which we fit by the function $s_{\text{var}}(m) = s^-(m) + s^+(m)$, where the function $s^\pm(m)$ is the entropy density expected for a continuous Hall system, with a linear dispersion relation around the Fermi point p_x^\pm . The area of the fit $s^+(m)$ gives a value $S_{\text{var}}^+ \simeq 0.7(1)k$, smaller than the sum $S_{\text{var}}^{(0+)} + S_{\text{var}}^{(1+)} = 0.95(4)k$ introduced earlier. This difference arises because the local entropy from the first excited band is broadly distributed along m and is less accounted for by the fit. This explains why the local entropy fit gives a thermodynamic entropy S_{var}^+ very close to the actual entanglement entropy S_A .