

Measurement of three-dimensional inclusive muon-neutrino charged-current cross sections on argon with the MicroBooNE detector

P. Abratenko^{aj}, O. Alterkait^{aj}, D. Andrade Aldana^l, L. Arellano^t, J. Asaadi^{ai}, A. Ashkenazi^{ag}, S. Balasubramanian^l, B. Baller^l, G. Barr^z, D. Barrow^z, J. Barrow^{ag,u}, V. Basque^l, O. Benevides Rodrigues^{l,af}, S. Berkman^l, A. Bhandari^t, A. Bhat^g, M. Bhattacharya^l, M. Bishai^c, A. Blake^q, B. Bogart^v, T. Bolton^p, J. Y. Bookⁿ, L. Camilleri^j, Y. Cao^t, D. Caratelli^d, I. Caro Terrazas^l, F. Cavanna^l, G. Cerati^l, Y. Chen^{ac}, J. M. Conrad^u, M. Convery^{ac}, L. Cooper-Troendle^{aa,an}, J. I. Crespo-Anadón^f, M. Del Tutto^l, S. R. Dennis^e, P. Detje^e, A. Devitt^q, R. Diurba^b, Z. Djurcic^a, R. Dorrill^o, K. Duffy^z, S. Dytman^{aa}, B. Eberly^{ac}, P. Englezos^{ab}, A. Ereditato^{lg}, J. J. Evans^l, R. Fine^r, O. G. Finnerud^t, W. Foreman^l, B. T. Fleming^g, N. Foppianiⁿ, D. Franco^g, A. P. Furmanski^w, D. Garcia-Gamez^m, S. Gardiner^l, G. Ge^j, S. Gollapinni^{rah}, O. Goodwin^l, E. Gramellini^{lt}, P. Green^z, H. Greenlee^l, W. Gu^c, R. Guenette^l, P. Guzowski^l, L. Hagaman^g, O. Hen^u, R. Hicks^r, C. Hilgenberg^w, G. A. Horton-Smith^p, Z. Imani^{aj}, B. Irwin^w, R. Itay^{ac}, C. James^l, X. Ji^{c,x}, L. Jiang^{al}, J. H. Jo^c, R. A. Johnson^h, Y.-J. Jwa^j, D. Kalra^j, N. Kamp^u, G. Karagiorgi^j, W. Ketchum^l, M. Kirby^l, T. Kobilarcik^l, I. Kreslo^b, M. B. Leibovitch^d, I. Lepetic^{ab}, J.-Y. Li^k, K. Li^{an}, Y. Li^c, K. Lin^{ab}, B. R. Littlejohn^l, H. Liu^c, W. C. Louis^r, X. Luo^d, C. Mariani^{al}, D. Marsden^t, J. Marshall^{am}, N. Martinez^p, D. A. Martinez Caicedo^{ad}, A. Mastbaum^{ab}, N. McConkey^{ak}, V. Meddage^p, J. Micallef^{aj,u}, K. Miller^g, A. Moganⁱ, T. Mohayai^l, M. Mooneyⁱ, A. F. Moor^e, C. D. Moore^l, L. Mora Lepin^l, M. M. Moudgalya^l, S. Mullerlababu^b, D. Naples^{aa}, A. Navrer-Agasson^t, N. Nayak^c, M. Nebot-Guino^t, J. Nowak^q, N. Oza^j, O. Palamara^l, N. Pallat^w, V. Paolone^{aa}, A. Papadopoulou^a, V. Papavassiliou^v, H. B. Parkinson^k, S. F. Pate^y, N. Patel^q, Z. Pavlovic^l, E. Piasetzky^{ag}, I. D. Ponce-Pinto^{an}, I. Pophale^q, S. Princeⁿ, X. Qian^c, J. L. Raaf^v, V. Radeka^c, A. Rafique^a, M. Reggiani-Guzzo^l, L. Ren^y, L. Rochester^{ac}, J. Rodriguez Rondon^{ad}, M. Rosenberg^{aj}, M. Ross-Lonergan^r, C. Rudolf von Rohr^b, I. Safa^j, G. Scanavini^{an}, D. W. Schmitz^g, A. Schukraft^l, W. Seligman^j, M. H. Shaevitz^j, R. Sharankova^l, J. Shi^e, E. L. Snider^l, M. Soderberg^{af}, S. Söldner-Rembold^t, J. Spitz^v, M. Stancari^l, J. St. John^l, T. Strauss^l, A. M. Szec^k, W. Tang^{ah}, N. Taniuchi^e, K. Terao^{ac}, C. Thorpe^q, D. Torbunov^c, D. Totani^d, M. Troups^l, Y.-T. Tsai^{ac}, J. Tyler^p, M. A. Uchida^e, T. Usher^{ac}, B. Viren^c, M. Weber^b, H. Wei^s, A. J. White^g, Z. Williams^{ai}, S. Wolbers^l, T. Wongjirad^{aj}, M. Wospakrik^l, K. Wresilo^e, N. Wright^u, W. Wu^l, E. Yandel^d, T. Yang^l, L. E. Yates^l, H. W. Yu^c, G. P. Zeller^l, J. Zennamo^l, C. Zhang^c,

(The MicroBooNE Collaboration)*

^aArgonne National Laboratory (ANL), Lemont, IL, 60439, USA

^bUniversität Bern, Bern CH-3012, Switzerland

^cBrookhaven National Laboratory (BNL), Upton, NY, 11973, USA

^dUniversity of California, Santa Barbara, CA, 93106, USA

^eUniversity of Cambridge, Cambridge CB3 0HE, United Kingdom

^fCentro de Investigaciones Energéticas, Medioambientales y Tecnológicas (CIEMAT), Madrid E-28040, Spain

^gUniversity of Chicago, Chicago, IL, 60637, USA

^hUniversity of Cincinnati, Cincinnati, OH, 45221, USA

ⁱColorado State University, Fort Collins, CO, 80523, USA

^jColumbia University, New York, NY, 10027, USA

^kUniversity of Edinburgh, Edinburgh EH9 3FD, United Kingdom
^lFermi National Accelerator Laboratory (FNAL), Batavia, IL 60510, USA
^mUniversidad de Granada, Granada E-18071, Spain
ⁿHarvard University, Cambridge, MA 02138, USA
^oIllinois Institute of Technology (IIT), Chicago, IL 60616, USA
^pKansas State University (KSU), Manhattan, KS, 66506, USA
^qLancaster University, Lancaster LA1 4YW, United Kingdom
^rLos Alamos National Laboratory (LANL), Los Alamos, NM, 87545, USA
^sLouisiana State University, Baton Rouge, LA, 70803, USA
^tThe University of Manchester, Manchester M13 9PL, United Kingdom
^uMassachusetts Institute of Technology (MIT), Cambridge, MA, 02139, USA
^vUniversity of Michigan, Ann Arbor, MI, 48109, USA
^wUniversity of Minnesota, Minneapolis, MN, 55455, USA
^xNankai University, Nankai District, Tianjin 300071, China
^yNew Mexico State University (NMSU), Las Cruces, NM, 88003, USA
^zUniversity of Oxford, Oxford OX1 3RH, United Kingdom
^{aa}University of Pittsburgh, Pittsburgh, PA, 15260, USA
^{ab}Rutgers University, Piscataway, NJ, 08854, USA
^{ac}SLAC National Accelerator Laboratory, Menlo Park, CA, 94025, USA
^{ad}South Dakota School of Mines and Technology (SDSMT), Rapid City, SD, 57701, USA
^{ae}University of Southern Maine, Portland, ME, 04104, USA
^{af}Syracuse University, Syracuse, NY, 13244, USA
^{ag}Tel Aviv University, Tel Aviv, Israel, 69978
^{ah}University of Tennessee, Knoxville, TN, 37996, USA
^{ai}University of Texas, Arlington, TX, 76019, USA
^{aj}Tufts University, Medford, MA, 02155, USA
^{ak}University College London, London WC1E 6BT, United Kingdom
^{al}Center for Neutrino Physics, Virginia Tech, Blacksburg, VA, 24061, USA
^{am}University of Warwick, Coventry CV4 7AL, United Kingdom
^{an}Wright Laboratory, Department of Physics, Yale University, New Haven, CT, 06520, USA

Abstract

We report the measurement of the differential cross section $d^2\sigma(E_\nu)/d\cos(\theta_\mu)dP_\mu$ for inclusive muon-neutrino charged-current scattering on argon. This measurement utilizes data from 6.4×10^{20} protons on target of exposure collected using the MicroBooNE liquid argon time projection chamber located along the Fermilab Booster Neutrino Beam with a mean neutrino energy of approximately 0.8 GeV. The mapping from reconstructed kinematics to truth quantities, particularly from reconstructed to true neutrino energy, is validated within uncertainties by comparing the distribution of reconstructed hadronic energy in data to that of the model prediction in different muon scattering angle bins after applying a conditional constraint from the muon momentum distribution in data. The success of this validation gives confidence that the missing energy in the MicroBooNE detector is well-modeled within uncertainties in simulation, enabling the unfolding to a three-dimensional measurement over muon momentum, muon scattering angle, and neutrino energy. The unfolded measurement covers an extensive phase space, providing a wealth of information useful for future liquid argon time projection chamber experiments measuring neutrino oscillations. Comparisons against a number of commonly used model predictions are included and their performance in different parts of the available phase-space is discussed.

Keywords: neutrino experiment, neutrino cross-section, charged-current interactions

Precision modeling of neutrino-nucleus interactions is necessary to achieve the goals of future accelerator neutrino oscillation experiments. Neutrino cross-section modeling is one of the dominant sources of uncertainty in the current generation of oscillation experiments [1, 2] and could in principle limit the search for leptonic charge-parity violation [3, 4]. In the energy range of 0.1–5 GeV, the dominant modes of neutrino interactions, such as quasi-elastic (QE) scattering and resonance production, are difficult to model because of various nuclear effects. Typical examples include nuclear ground state modeling, nucleon-nucleon correlations, and final state interactions [5]. Efforts to simulate these interactions accurately would benefit from dedicated measurements that probe the combined phase space of leptonic and hadronic kinematics. For inclusive muon neutrino (ν_μ) charged current (CC) scattering, there are three degrees of freedom determining the principle interaction kinematics: the scattering muon momentum (P_μ) and angle (θ_μ) that are directly measured, and the neutrino energy (E_ν) that is deduced with the measurement of the hadronic energy. The accurate reconstruction of the neutrino energy is of particular importance to upcoming precision long-baseline neutrino oscillation measurements [6, 7].

There have been continuous advancements in the field of inclusive and exclusive neutrino-nucleus scattering (see Ref. [8, 9, 10, 11, 12, 13] among others for recent progress). Of particular interest to the measurement presented in this article is a recent triple-differential cross section measured on carbon at MINERvA, where the independent variables are the muon kinematics and the total observed proton energy [14]. On an argon target, single- and double-differential ν_μ CC inclusive cross sections have been reported [15, 16, 17, 18]. The measurement presented here expands upon the work measuring energy-dependent cross sections in Ref. [18]. Specifically, we report the first measurement of the nominal-flux-averaged inclusive ν_μ CC double-differential cross section on argon as a function of neutrino energy $d^2\sigma(E_\nu)/d\cos(\theta_\mu)dP_\mu$. Neutrino events are selected using the ν_μ selection described in [19], with $E_\nu \in [0.2, 4.0]$ GeV and $P_\mu \in [0, 2.5]$ GeV/c, giving an overall selection efficiency of 68% and purity of 92%. The estimation of the neutrino energy uses measurements of the visible hadronic energy ($E_{\text{had}}^{\text{rec}}$) and reconstructed muon momentum (P_μ^{rec}). Thanks to high statistics in this sample and comprehensive coverage of the three-dimensional phase space, we extend the validation procedure first presented in [18] from single to multiple dimensions. The procedure works by comparing reconstructed distributions in data with the corresponding model prediction through the use of χ^2 goodness-of-fit test statistics to demonstrate that the model uncertainties cover the difference between data and prediction. The comparison over the hadronic energy distribution is enhanced by using the muon kinematics measurement as a constraint on the model prediction, providing a more stringent test that is sensitive to the modeling of missing hadronic energy.

The MicroBooNE liquid argon time projection chamber (LArTPC) measures 2.56 m along the drift direction, 10.36 m along the beam direction, and 2.32 m along the vertical direction. It has an active mass of 85 tonnes of LAr and is capable of mm-level position resolution, as well as calorimetry with MeV-level detection threshold [20]. Ionization electrons drift in a 273 V/cm electric field towards an anode consisting of 3 detection planes of wires at 60° angles to each other with a wire pitch of 3 mm. Thirty-two photomultiplier tubes (PMTs) are used to detect the scintillation light from the interaction to provide a prompt timing signal. The Booster Neutrino Beam (BNB) at Fermilab produces neutrinos at a target 470 m upstream of the MicroBooNE detector, with 93.6% estimated to be ν_μ at a mean E_ν of 0.8 GeV [21].

The event selection used in this analysis is the same as the ν_μ CC selection used in the MicroBooNE inclusive ν_e low-energy excess search [19], and was performed on a data set collected

*microboone.info@fnal.gov

from 2016–2018 using an exposure of 6.4×10^{20} protons on target (POT), an order of magnitude larger than the single-differential energy-dependent cross section measurement presented in [18]. The Wire-Cell reconstruction chain leverages the detector information through the use of tomography, matching of TPC-charge clusters to PMT-light flashes, and trajectory fitting for particle identification and cosmic-ray removal [22, 23]. Higher-level algorithms perform pattern recognition, neutrino vertex identification, topology classification, and particle identification to produce a particle flow within an event [24]. The boosted-decision-tree library XGBoost [25] is then used to further reduce backgrounds to achieve the ν_μ CC selection.

Energy reconstruction is crucial for the extraction of energy-dependent cross sections [18] as well as for the search for new physics beyond the Standard Model [19]. Generally, energy reconstruction is separated into the reconstruction of particle tracks and of electromagnetic (EM) showers. By default, particle tracks have their energy estimated from their propagation length using a tabulation of the Bethe-Bloch formula from the NIST PSTAR database [26]. This method is substituted with a calorimetry-based approach in cases where the range-based estimation is poor, including short tracks (< 4 cm), tracks exiting the detector, tracks that frequently change directions, and muon tracks with identified δ rays [24]. The calorimetry-based approach uses a recombination model [27] to convert the measured dQ/dx to the energy loss per unit length dE/dx , which is then integrated. The estimation of EM shower energy also follows a calorimetry-based approach, but uses the total measured charge and a different scale factor [28] that includes the overall mean recombination effect as well as contributions for clustering efficiency and detection threshold. This scaling factor is validated through the reconstructed invariant mass of the neutral pion [29]. Reconstructed muons, charged pions, and electron candidates have their mass added to their energy reconstruction, and proton candidates are assigned an average binding energy of 8.6 MeV [30]. The reconstructed neutrino energy is constructed as the sum of the muon and hadronic energies. Energy resolutions are estimated from Monte Carlo simulation [31]. For ν_μ CC events with their main TPC cluster fully contained within the fiducial volume (fully contained events), the estimated kinematic resolutions are $\approx 10\%$ on muon energy, $\approx 30\text{--}50\%$ on energy transfer, defined as $E_\nu - E_\mu$, resulting from imperfect reconstruction and missing hadronic energy $E_{\text{had}}^{\text{missing}}$, and $\approx 20\%$ on E_ν . The angular resolution reaches 5° in θ_μ at forward angles, but is less accurate at backwards angles.

The neutrino flux prediction is derived from the MiniBooNE flux simulation [21] updated to the MicroBooNE detector location, with muon neutrino flux prediction uncertainties ranging from 5–15% over the flux range of $\approx 0.1\text{--}4.0$ GeV. Neutrino-argon (ν -Ar) interactions are modeled using GENIE v3.0.6 G18_10a_02_11a tuned to T2K data [31, 32], referred to as the MicroBooNE model. In particular, hadronic interactions contributing to missing energy are conservatively estimated, with proton-to-neutron conversion and proton knockout having 50% and 20% uncertainties respectively [33]. The model also includes a conservative 50% uncertainty on the 2p2h normalization. Overall, there is a $\approx 20\%$ ν -Ar interaction uncertainty on the measurement. Measurement uncertainties on flux, cross section, and secondary interactions of protons and charged pions outside the target nucleus (0.6%, simulated with GEANT4 [34]) are each modeled using a multisim technique to calculate a covariance matrix [35]. Additionally, uncertainties are included for the model simulation statistics that are estimated using the Poisson likelihood method [36] (10%), the modeling of “dirt” events originating outside the cryostat [19] (below 1%), the POT (2%) based on measurements of the originating proton flux [21], and the number of target nuclei (1%). Plots showing the breakdown of total uncertainties by type and the total fractional uncertainties can be found in the supplemental material [37].

The detector response uncertainty considers the same effects as in previous work [38, 18] and takes into account the impact of variations in TPC waveform, light yield and propagation, the space charge effect, and ionization recombination [39, 40, 27]. A fixed set of MC interactions are simulated multiple times, first using parameter central values (CV) and then individually applying a 1σ variation to each parameter. To compensate for limited simulation statistics, re-sampling of events is performed through a bootstrapping procedure, as discussed in Ref. [19]. For each parameter, we compute the average difference vector between the CV and 1σ variation, $\vec{V}_D^{\text{nominal}}$, as well as its estimated covariance M_R . These are used to construct a normal distribution of variations that is repeatedly sampled in the formation of the overall detector response covariance matrix M_D .

Because simulating events and propagating them through the detector is computationally expensive, there is a limited quantity of simulated events available. The large number of bins involved in a three-dimensional analysis leads to a small number of events per bin, causing large statistical fluctuations in $\vec{V}_D^{\text{nominal}}$, and an over-estimation of the covariance in M_R and M_D . To address this, a Gaussian Processes Regression (GPR) smoothing algorithm [41, 42, 43] is applied to the distribution in $\vec{V}_D^{\text{nominal}}$, smoothing the statistical fluctuations introduced by the bootstrapping procedure. GPR uses a Bayesian approach to model the data with a joint Gaussian distribution and an uninformed prior. A smoothed posterior is computed from the simulated values of $\vec{V}_D^{\text{nominal}}$, as well as a kernel matrix Σ_K that asserts our intuition of smoothness between nearby bin centers x_1, x_2 through a radial basis kernel function $K(x_1, x_2) = e^{-|(\vec{x}_1 - \vec{x}_2) \cdot \vec{x}_1|^2 / 2}$. Based on reconstruction resolutions [24], length scales L_i were chosen to be 0.1 in $\cos(\theta_\mu^{\text{rec}})$ and 20% for each of E_ν^{rec} and P_μ^{rec} to calculate $s_i = 1/L_i$. The supplemental material [37] provides additional details on the implementation of GPR smoothing in this work. The central value and covariance of the posterior prediction are used in place of the original $\vec{V}_D^{\text{nominal}}$ and M_R . Because of GPR smoothing, statistical fluctuations are controlled and become less impactful in M_D , reducing the overall detector response covariance by an order of magnitude to $\approx 20\%$. The validity of this reduction is tested through the data/simulation goodness-of-fit (GoF) tests.

Since the MicroBooNE model is used to estimate the selection efficiency and unfold the reconstructed variables, such as E_ν^{rec} , to truth quantities, it is important to validate its accuracy. If this model (including its uncertainties) is unable to describe the distribution in data, it may introduce significant bias beyond the uncertainties into the extracted cross sections. Therefore, a comprehensive set of data/simulation comparisons using the reconstructed kinematic variables P_μ^{rec} , $\cos(\theta_\mu^{\text{rec}})$, and $E_{\text{had}}^{\text{rec}}$ are investigated and discussed below, demonstrating the validity of the model. Since $E_{\text{had}}^{\text{rec}}$ represents the reconstruction of the visible component of the energy transfer, it is the ideal distribution to study in complement with the muon kinematics, which together account for E_ν .

Because some of the energy in the neutrino interaction may not be reconstructed (e.g. carried away in undetected neutrons and particles below the detection threshold), the mapping from reconstructed to true E_ν needs special attention. This mapping is tested through the combination of GoF tests over the muon kinematics and GoF tests over $E_{\text{had}}^{\text{rec}}$, and the model is only considered to be validated if all tests show χ^2/ndf consistent within a 2σ level of agreement. These first tests investigate the modeling of the muon kinematics as a prerequisite for their use as a constraint on the $E_{\text{had}}^{\text{rec}}$ prediction, and are performed over the two-dimensional (2D) $\{P_\mu^{\text{rec}}, \cos(\theta_\mu^{\text{rec}})\}$ distribution and are shown in the supplemental material [37]. They give χ^2/ndf of 105/144 and 103/144 for the fully and partially contained events respectively, demonstrating that the model is able to describe the distribution of muon kinematics seen in data well within the model uncertainties.

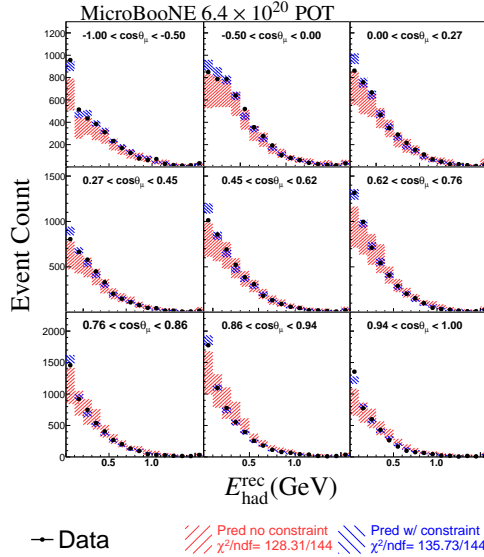


Figure 1: Distribution of data and prediction over the 2D reconstructed binning of $\{E_{\text{had}}^{\text{rec}}, \cos(\theta_{\mu}^{\text{rec}})\}$ for fully contained events (partially contained event distributions are shown in the supplemental material [37]). The MicroBooNE model prediction, including before (red) and after (blue) applying the measurement of the data distribution over $\{P_{\mu}^{\text{rec}}, \cos(\theta_{\mu}^{\text{rec}})\}$ as a constraint, is compared to data.

Next, a GoF test is performed over the 2D $\{E_{\text{had}}^{\text{rec}}, \cos(\theta_{\mu}^{\text{rec}})\}$ distribution, shown in Fig. 1, and is constrained by the muon kinematics measurement using the conditional constraint formalism [44], described in more detail in the supplemental material [37]. It demonstrates a χ^2/ndf of 136/144 after applying the constraint, again indicating that the model describes the relationship between $\{P_{\mu}^{\text{rec}}, \cos(\theta_{\mu}^{\text{rec}})\}$ and $\{E_{\text{had}}^{\text{rec}}, \cos(\theta_{\mu}^{\text{rec}})\}$ in data within uncertainties. The constraint highly suppresses the common uncertainties between these distributions, causing the posterior prediction to have much lower uncertainties and leading to a more stringent examination of the model. Through the demonstration of accurate muon kinematics modeling, combined with accurate modeling of $E_{\text{had}}^{\text{rec}}$ in relation to $\{P_{\mu}^{\text{rec}}, \cos(\theta_{\mu}^{\text{rec}})\}$, the GoF tests validate the modeling of the missing hadronic energy to describe the data within uncertainties. This builds confidence that the use of the MicroBooNE model in unfolding does not introduce bias beyond the quoted uncertainties.

To help demonstrate the sensitivity of this data-driven model validation approach, a series of fake data studies are performed. One fake dataset is generated using the NuWro model prediction, and others are generated by varying the reconstructed proton energy of events simulated using the MicroBooNE model. Each fake data study compares the sensitivity in the GoF test χ^2/ndf to the corresponding level of bias in the unfolded measurement when compared to the underlying truth. In all cases, the GoF tests demonstrate higher sensitivity to mismodeling than the extracted measurements show bias from unfolding to the three-dimensional binning used in the analysis. In each of these cases the bias on the unfolded measurement is within the total model uncertainties, and furthermore is either within the cross section and statistical uncertainties or is detected by the GoF test. See the supplemental material [37] for details on the three-dimensional fake data studies.

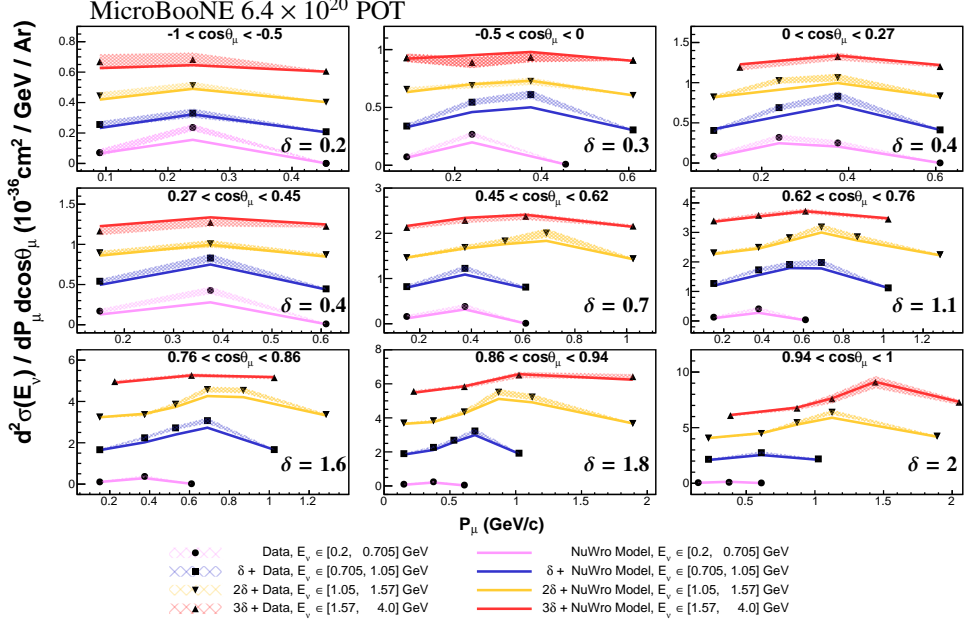


Figure 2: Unfolded measurement of the inclusive ν_μ CC differential cross section on argon and NuWro prediction, chosen for having the lowest χ^2 , are shown within each angle slice and with each E_ν measurement overlaid and offset to visually separate them. A comparison to the MicroBooNE model is given in the supplemental material [37]. The magnitude of the offset δ , given in the same units as the cross section, $10^{-36}\text{cm}^2/\text{GeV}/\text{Ar}$, is listed in the bottom right of each plot. Uncertainties on the extracted cross section are shown through the shaded bands.

The three-dimensional cross section is extracted using the Wiener-SVD unfolding technique [45]. A regularization term is constructed from matrices that compute the third derivative of the unfolded distribution with respect to each of E_ν , $\cos(\theta_\mu)$, and P_μ by taking differences of nearby bins, and are further combined in quadrature. The covariance matrix includes statistical uncertainties, computed using the combined Neyman-Pearson method [46], as well as systematic uncertainties for signal and background events. The bias introduced in unfolding and regularization is captured in an additional smearing matrix A_C that is applied to every theoretical prediction reported in this work and included in the data release in the supplemental material [37].

The unfolded cross section consists of 138 bins spanning 4 E_ν slices, 9 $\cos(\theta_\mu)$ slices, and 3–6 P_μ bins within each $\{E_\nu, \cos(\theta_\mu)\}$ slice based on the detector resolution and statistics available. The full differential cross section is shown in Fig. 2, where the 9 windows correspond to increasingly forward-angle slices of $\cos(\theta_\mu)$. Within each window the P_μ distribution is plotted for each of the four E_ν slices, offset by an arbitrary shift (δ) for visual clarity. The data is plotted against the NuWro 19.02.01 prediction [47], which among the considered generators has the best agreement with the data, as measured by the χ^2 listed in Table 1 and described in more detail in the supplemental material [37].

Table 1 presents comparisons with model predictions for GENIE v2.12.10 [48] (GENIE v2), the MicroBooNE model, GENIE v3.0.6 G18_10a_02_11a [49] (GENIE v3 untuned), GiBUU 2021 [50] (GiBUU), NEUT 5.4.0.1 [51] (NEUT), and NuWro 19.02.01 [47] (NuWro). A comparison of the underlying physics models in these event generators can be found in Ref. [52]. The

Table 1: Comparisons between various models and the unfolded three-dimensional measurement.

Model Name	χ^2/ndf
GENIE v2	752.2/138
MicroBooNE model	329.3/138
GENIE v3 untuned	324.6/138
GiBUU	275.2/138
NEUT	244.3/138
NuWro	214.1/138

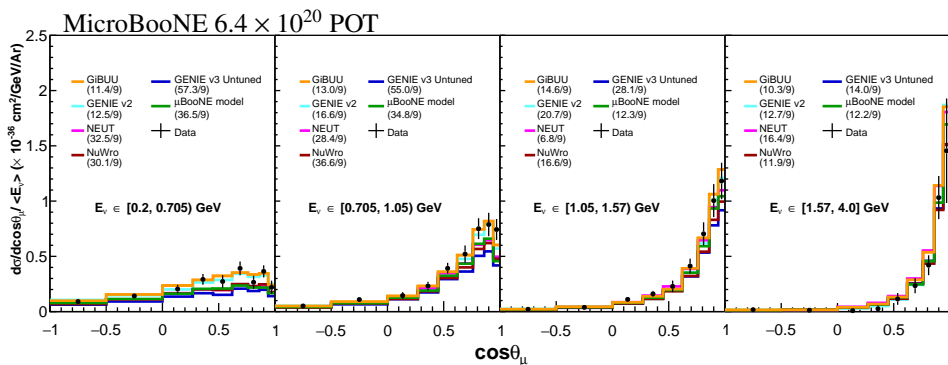


Figure 3: Unfolded measurement of the inclusive ν_μ CC differential cross section on argon over a function of $\cos(\theta_\mu)$ after integrating over P_μ and normalizing by the average $\langle E_\nu \rangle$ in each E_ν bin. Goodness-of-fit χ^2/ndf given with each prediction for the corresponding angle slice. See supplemental material [37] for full table of χ^2 values.

unfolded three-dimensional measurement is found to be in tension with all model CV predictions. NEUT and NuWro show the best agreement, followed by GiBUU, broadly similar to the hierarchy of agreement found previously in the single-differential analysis [18]. Owing to the improved level of detail available across the three-dimensional phase space, the power of these results in differentiating models is significantly improved compared to the previous single-differential analysis.

To help visualize some of the notable model differences, the differential cross section over a function of $\cos(\theta_\mu)$ and E_ν , constructed by integrating over P_μ and normalizing by the average neutrino energy $\langle E_\nu \rangle$, is plotted in Fig. 3. The subdivision by neutrino energy helps separate model predictions, which often struggle to describe the data in certain energy slices or between slices. Furthermore, it improves separation between the QE and pion production processes; the QE fraction decreases from $\approx 75\%$ in the lowest energy bin to $\approx 55\%$ in the highest energy bin as predicted by NuWro, shown in the supplemental material [37]. GiBUU yields the best result at describing the data within the lowest two E_ν slices with χ^2/ndf of 36.0/28 and 48.7/35. However, it struggles to describe the correlations between E_ν slices. By comparison NuWro gives the best prediction both overall and at the highest neutrino energy, where it has a χ^2/ndf of 28.8/33. There are larger Δ -resonance contributions in this high- E_ν region where notable differences in pion production modeling have been demonstrated [53], especially at low Q^2 and forward lepton angles. A full description of model performances across E_ν slices is found in the supplemental material [37].

Looking forward, this measurement can be enhanced by using the increased statistics of the full BNB dataset, as well as by combining MicroBooNE data from the BNB and the Neutrinos at the Main Injector beamline [54] to further increase the statistics, while reducing the flux-related uncertainties. Furthermore, measurements of the cross section in semi-inclusive and exclusive channels will allow for investigation of the modeling of the hadronic final states.

In summary, we report the nominal-flux-averaged differential inclusive ν_μ CC cross section on argon $d^2\sigma(E_\nu)/d\cos(\theta_\mu)dP_\mu$, using an exposure of 6.4×10^{20} POT of data from the Booster Neutrino Beam at Fermilab. Comparisons with model predictions show the best agreement with GiBUU at low energy and with NuWro at higher energies, particularly at forward muon scattering angles. However, no model is able to describe the measurement within uncertainties across all energy bins, demonstrating the power of measuring cross sections as a function of neutrino energy. This work advances the field of cross section physics by providing the first measurement over a complete three-dimensional kinematic phase space for inclusive ν_μ CC scattering on argon. This allows for a better understanding of neutrino event generator performance across a broad phase space.

Acknowledgments

This document was prepared by the MicroBooNE collaboration using the resources of the Fermi National Accelerator Laboratory (Fermilab), a U.S. Department of Energy, Office of Science, HEP User Facility. Fermilab is managed by Fermi Research Alliance, LLC (FRA), acting under Contract No. DE-AC02-07CH11359. MicroBooNE is supported by the following: the U.S. Department of Energy, Office of Science, Offices of High Energy Physics and Nuclear Physics; the U.S. National Science Foundation; the Swiss National Science Foundation; the Science and Technology Facilities Council (STFC), part of the United Kingdom Research and Innovation; the Royal Society (United Kingdom); and the UK Research and Innovation (UKRI) Future Leaders Fellowship. Additional support for the laser calibration system and cosmic ray tagger was provided by the Albert Einstein Center for Fundamental Physics, Bern, Switzerland. We also acknowledge the contributions of technical and scientific staff to the design, construction, and operation of the MicroBooNE detector as well as the contributions of past collaborators to the development of MicroBooNE analyses, without whom this work would not have been possible. For the purpose of open access, the authors have applied a Creative Commons Attribution (CC BY) public copyright license to any Author Accepted Manuscript version arising from this submission.

References

- [1] NOvA Collaboration, Improved measurement of neutrino oscillation parameters by the NOvA experiment, Phys. Rev. D 106 (2022) 032004. doi:10.1103/PhysRevD.106.032004. URL <https://link.aps.org/doi/10.1103/PhysRevD.106.032004>
- [2] T2K Collaboration, Measurements of neutrino oscillation parameters from the T2K experiment using 3.6×10^{21} protons on target, Eur. Phys. J. C 83 (9) (2023) 782. doi:10.1140/epjc/s10052-023-11819-x. URL <https://doi.org/10.1140/epjc/s10052-023-11819-x>
- [3] S. Nagu, J. Singh, J. Singh, R. Singh, Impact of cross-sectional uncertainties on DUNE sensitivity due to nuclear effects, Nucl. Phys. B 951 (2020) 114888. arXiv:1905.13101, doi:<https://doi.org/10.1016/j.nuclphysb.2019.114888>. URL <https://www.sciencedirect.com/science/article/pii/S0550321319303748>

- [4] L. Alvarez-Ruso, et al., NuSTEC White Paper: Status and challenges of neutrino–nucleus scattering, *Prog. Part. Nucl. Phys.* 100 (2018) 1–68. doi:<https://doi.org/10.1016/j.pnpnp.2018.01.006>. URL <https://www.sciencedirect.com/science/article/pii/S0146641018300061>
- [5] J. A. Formaggio, G. P. Zeller, From eV to EeV: Neutrino cross sections across energy scales, *Rev. Mod. Phys.* 84 (2012) 1307–1341. arXiv:1305.7513, doi:10.1103/RevModPhys.84.1307. URL <https://link.aps.org/doi/10.1103/RevModPhys.84.1307>
- [6] DUNE Collaboration, Volume I. Introduction to DUNE, *J. Instrum.* 15 (08) (2020) T08008–T08008. doi:10.1088/1748-0221/15/08/t08008. URL <https://doi.org/10.1088/1748-0221/15/08/t08008>
- [7] MicroBooNE Collaboration, et al., A Proposal for a Three Detector Short-Baseline Neutrino Oscillation Program in the Fermilab Booster Neutrino Beam (2015). arXiv:1503.01520.
- [8] MicroBooNE Collaboration, First Double-Differential Measurement of Kinematic Imbalance in Neutrino Interactions with the MicroBooNE Detector, *Phys. Rev. Lett.* 131 (2023) 101802. doi:10.1103/PhysRevLett.131.101802. URL <https://link.aps.org/doi/10.1103/PhysRevLett.131.101802>
- [9] MicroBooNE Collaboration, Measurement of neutral current single π^0 production on argon with the MicroBooNE detector, *Phys. Rev. D* 107 (2023) 012004. doi:10.1103/PhysRevD.107.012004. URL <https://link.aps.org/doi/10.1103/PhysRevD.107.012004>
- [10] MINERvA Collaboration, Measurement of inclusive charged-current ν_μ cross sections as a function of muon kinematics at $\langle E_\nu \rangle \sim 6$ GeV on hydrocarbon, *Phys. Rev. D* 104 (9) (2021) 092007. arXiv:2106.16210, doi:10.1103/PhysRevD.104.092007.
- [11] MINERvA Collaboration, Simultaneous measurement of muon neutrino ν_μ charged-current single π^+ production in CH, C, H₂O, Fe, and Pb targets in MINERvA (9 2022). arXiv:2209.07852.
- [12] T2K Collaboration, Simultaneous measurement of the muon neutrino charged-current cross section on oxygen and carbon without pions in the final state at T2K, *Phys. Rev. D* 101 (11) (2020) 112004. arXiv:2004.05434, doi:10.1103/PhysRevD.101.112004.
- [13] T2K Collaboration, Measurements of $\bar{\nu}_\mu$ and $\bar{\nu}_\mu + \nu_\mu$ charged-current cross-sections without detected pions or protons on water and hydrocarbon at a mean anti-neutrino energy of 0.86 GeV, *PTEP* 2021 (4) (2021) 043C01. arXiv:2004.13989, doi:10.1093/ptep/ptab014.
- [14] MINERvA Collaboration, Simultaneous Measurement of Proton and Lepton Kinematics in Quasielasticlike ν_μ -Hydrocarbon Interactions from 2 to 20 GeV, *Phys. Rev. Lett.* 129 (2) (2022) 021803. arXiv:2203.08022, doi:10.1103/PhysRevLett.129.021803.
- [15] ArgoNeuT Collaboration, First measurements of inclusive muon neutrino charged current differential cross sections on argon, *Phys. Rev. Lett.* 108 (2012) 161802. arXiv:1111.0103, doi:10.1103/PhysRevLett.108.161802. URL <https://link.aps.org/doi/10.1103/PhysRevLett.108.161802>
- [16] ArgoNeuT Collaboration, Measurements of inclusive muon neutrino and antineutrino charged current differential cross sections on argon in the NuMI antineutrino beam, *Phys. Rev. D* 89 (2014) 112003. arXiv:1404.4809, doi:10.1103/PhysRevD.89.112003. URL <https://link.aps.org/doi/10.1103/PhysRevD.89.112003>
- [17] MicroBooNE Collaboration, First measurement of inclusive muon neutrino charged current differential cross sections on argon at $E_\nu \sim 0.8$ GeV with the MicroBooNE detector, *Phys. Rev. Lett.* 123 (2019) 131801. arXiv:1905.09694, doi:10.1103/PhysRevLett.123.131801. URL <https://link.aps.org/doi/10.1103/PhysRevLett.123.131801>
- [18] MicroBooNE Collaboration, First measurement of energy-dependent inclusive muon neutrino charged-current cross sections on argon with the MicroBooNE detector, *Phys. Rev. Lett.* 128 (2022) 151801. arXiv:2110.14023, doi:10.1103/PhysRevLett.128.151801. URL <https://link.aps.org/doi/10.1103/PhysRevLett.128.151801>
- [19] MicroBooNE Collaboration, Search for an anomalous excess of inclusive charged-current ν_e interactions in the MicroBooNE experiment using Wire-Cell reconstruction, *Phys. Rev. D* 105 (2022) 112005. arXiv:2110.13978, doi:10.1103/PhysRevD.105.112005. URL <https://link.aps.org/doi/10.1103/PhysRevD.105.112005>
- [20] MicroBooNE Collaboration, Design and construction of the MicroBooNE detector, *J. Instrum.* 12 (02) (2017) P02017. arXiv:1612.05824, doi:10.1088/1748-0221/12/02/P02017. URL <https://dx.doi.org/10.1088/1748-0221/12/02/P02017>
- [21] MiniBooNE Collaboration, The Neutrino Flux prediction at MiniBooNE, *Phys. Rev. D* 79 (2009) 072002. arXiv:0806.1449, doi:10.1103/PhysRevD.79.072002.
- [22] X. Qian, C. Zhang, B. Viren, M. Diwan, Three-dimensional Imaging for Large LArTPCs, *J. Instrum.* 13 (05) (2018) P05032. arXiv:1803.04850, doi:10.1088/1748-0221/13/05/P05032.
- [23] MicroBooNE Collaboration, Cosmic Ray Background Rejection with Wire-Cell LArTPC Event Reconstruction

- in the MicroBooNE Detector, *Phys. Rev. Applied* 15 (6) (2021) 064071. arXiv:2101.05076, doi:10.1103/PhysRevApplied.15.064071.
- [24] MicroBooNE Collaboration, Wire-cell 3D pattern recognition techniques for neutrino event reconstruction in large LArTPCs: algorithm description and quantitative evaluation with MicroBooNE simulation, *J. Instrum.* 17 (01) (2022) P01037. arXiv:2110.13961, doi:10.1088/1748-0221/17/01/p01037. URL <https://doi.org/10.1088/1748-0221/17/01/p01037>
- [25] T. Chen, C. Guestrin, XGBoost: A Scalable Tree Boosting System, 2016. arXiv:1603.02754, doi:10.1145/2939672.2939785.
- [26] PSTAR at NIST: <https://physics.nist.gov/PhysRefData/Star/Text/PSTAR.html>.
- [27] MicroBooNE Collaboration, Calibration of the Charge and Energy Response of the MicroBooNE Liquid Argon Time Projection Chamber using Muons and Protons, *J. Instrum.* 15 (03) (2020) P03022. arXiv:1907.11736, doi:10.1088/1748-0221/15/03/P03022.
- [28] MicroBooNE Collaboration, Neutrino event selection in the MicroBooNE liquid argon time projection chamber using Wire-Cell 3D imaging, clustering, and charge-light matching, *J. Instrum.* 16 (06) (2021) P06043. arXiv:2011.01375, doi:10.1088/1748-0221/16/06/P06043.
- [29] MicroBooNE Collaboration, Reconstruction and Measurement of $O(100)$ MeV Energy Electromagnetic Activity from $\pi^0 \rightarrow \gamma\gamma$ Decays in the MicroBooNE LArTPC, *J. Instrum.* 15 (02) (2020) P02007. arXiv:1910.02166, doi:10.1088/1748-0221/15/02/p02007.
- [30] S. Sukhoruchkin, Z. Soroko, Atomic Mass and Nuclear Binding Energy for Ar-40 (Argon), Springer-Verlag Berlin Heidelberg, 2009. doi:10.1007/978-3-540-69945-3_558. URL https://materials.springer.com/lb/docs/sm_lbs_978-3-540-69945-3_558
- [31] MicroBooNE Collaboration, New $CC0\pi$ GENIE model tune for MicroBooNE, *Phys. Rev. D* 105 (2022) 072001. arXiv:2110.14028, doi:10.1103/PhysRevD.105.072001. URL <https://link.aps.org/doi/10.1103/PhysRevD.105.072001>
- [32] T2K Collaboration, Measurement of double-differential muon neutrino charged-current interactions on C_8H_8 without pions in the final state using the T2K off-axis beam, *Phys. Rev. D* 93 (11) (2016) 112012. arXiv:1602.03652, doi:10.1103/PhysRevD.93.112012.
- [33] GENIE Collaboration, The GENIE Neutrino Monte Carlo Generator: Physics and User Manual (2015). arXiv:1510.05494.
- [34] S. Agostinelli, et al., Geant4—a simulation toolkit, *Nucl. Instrum. Meth. A* 506 (3) (2003) 250–303. doi:[https://doi.org/10.1016/S0168-9002\(03\)01368-8](https://doi.org/10.1016/S0168-9002(03)01368-8). URL <https://www.sciencedirect.com/science/article/pii/S0168900203013688>
- [35] B. P. Roe, Statistical errors in Monte Carlo estimates of systematic errors, *Nucl. Instrum. Meth. A* 570 (2006) 159–164. doi:<https://doi.org/10.1016/j.nima.2006.10.009>. URL <https://www.sciencedirect.com/science/article/abs/pii/S0168900206018055?via%3Dihub>
- [36] C. A. Argüelles, A. Schneider, T. Yuan, A binned likelihood for stochastic models, *J. High Energy Phys.* 06 (2019) 030. arXiv:1901.04645, doi:10.1007/JHEP06(2019)030.
- [37] See Supplemental Material at [for treatment of detector systematic uncertainties, validation of overall model, master equation of unfolding, and tabulated values of cross section and covariance matrices.](#) (2024).
- [38] MicroBooNE Collaboration, Novel approach for evaluating detector-related uncertainties in a LArTPC using MicroBooNE data, *Eur. Phys. J. C* 82 (2022) 454. arXiv:2111.03556, doi:<https://doi.org/10.1140/epjc/s10052-022-10270-8>.
- [39] MicroBooNE Collaboration, Measurement of space charge effects in the MicroBooNE LArTPC using cosmic muons, *J. Instrum.* 15 (12) (2020) P12037. arXiv:2008.09765, doi:10.1088/1748-0221/15/12/P12037.
- [40] MicroBooNE Collaboration, A Method to Determine the Electric Field of Liquid Argon Time Projection Chambers Using a UV Laser System and its Application in MicroBooNE, *J. Instrum.* 15 (07) (2020) P07010. arXiv:1910.01430, doi:10.1088/1748-0221/15/07/P07010.
- [41] C. E. Rasmussen, C. K. I. Williams, Gaussian Processes for Machine Learning (Adaptive Computation and Machine Learning), The MIT Press, 2005.
- [42] M. Frate, K. Cranmer, S. Kalia, A. Vandenberg-Rodes, D. Whiteson, Modeling smooth backgrounds and generic localized signals with gaussian processes (2017). arXiv:1709.05681.
- [43] L. Li, N. Nayak, J. Bian, P. Baldi, Efficient neutrino oscillation parameter inference using gaussian processes, *Phys. Rev. D* 101 (2020) 012001. arXiv:1811.07050v2, doi:10.1103/PhysRevD.101.012001. URL <https://link.aps.org/doi/10.1103/PhysRevD.101.012001>
- [44] M. L. Eaton, Multivariate Statistics: a Vector Space Approach, John Wiley and Sons Inc, 1983.
- [45] W. Tang, X. Li, X. Qian, H. Wei, C. Zhang, Data Unfolding with Wiener-SVD Method, *J. Instrum.* 12 (10) (2017) P10002. arXiv:1705.03568, doi:10.1088/1748-0221/12/10/P10002.
- [46] X. Ji, W. Gu, X. Qian, H. Wei, C. Zhang, Combined Neyman–Pearson chi-square: An improved approximation

- to the Poisson-likelihood chi-square, Nucl. Instrum. Meth. A 961 (2020) 163677. [arXiv:1903.07185](#), doi: 10.1016/j.nima.2020.163677.
- [47] T. Golan, J. T. Sobczyk, J. Zmuda, NuWro: the Wroclaw Monte Carlo Generator of Neutrino Interactions, Nucl. Phys. B Proc. Suppl. 229-232 (2012) 499–499. doi: 10.1016/j.nuclphysbps.2012.09.136.
- [48] GENIE Collaboration, The GENIE Neutrino Monte Carlo Generator, Nucl. Instrum. Meth. A 614 (2010) 87–104. [arXiv:0905.2517](#), doi: 10.1016/j.nima.2009.12.009.
- [49] GENIE Collaboration, Recent highlights from GENIE v3, Eur. Phys. J. S. T. 230 (24) (2021) 4449–4467. [arXiv:2106.09381](#), doi: 10.1140/epjs/s11734-021-00295-7.
URL <https://doi.org/10.1140/epjs/s11734-021-00295-7>
- [50] O. Buss, T. Gaitanos, K. Gallmeister, H. van Hees, M. Kaskulov, O. Lalakulich, A. B. Larionov, T. Leitner, J. Weil, U. Mosel, Transport-theoretical Description of Nuclear Reactions, Phys. Rept. 512 (2012) 1–124. [arXiv:1106.1344](#), doi: 10.1016/j.physrep.2011.12.001.
- [51] Y. Hayato, A neutrino interaction simulation program library NEUT, Acta Phys. Polon. B 40 (2009) 2477–2489.
- [52] M. B. Avanzini, et al., Comparisons and challenges of modern neutrino-scattering experiments, Phys. Rev. D 105 (9) (2022) 092004. [arXiv:2112.09194](#), doi: 10.1103/PhysRevD.105.092004.
- [53] MINER ν A Collaboration, Tuning the GENIE pion production model with MINER ν A data, Phys. Rev. D 100 (2019) 072005. [arXiv:1903.01558](#), doi: 10.1103/PhysRevD.100.072005.
URL <https://link.aps.org/doi/10.1103/PhysRevD.100.072005>
- [54] MINER ν A Collaboration, Neutrino flux predictions for the NuMI beam, Phys. Rev. D 94 (2016) 092005. [arXiv:1607.00704](#), doi: 10.1103/PhysRevD.94.092005.
URL <https://link.aps.org/doi/10.1103/PhysRevD.94.092005>