

How to estimate the total number of citations of a researcher using his h -index and his h -core?

Romeo Meštrović^{1*} and Branislav Dragović¹

¹Maritime Faculty Kotor, University of Montenegro,
Dobrota, 85330 Kotor, Montenegro; Tel./Fax: +382 303 184

E-mails: romeo@ucg.ac.me; branod1809@gmail.com

Keywords: Hirsch h -index, citations, h -core, partition of a positive integer, Durfee square, asymptotic normality of the h -index, h -defect of asymptotic normality of citations, confidence interval.

Mathematics Subject Classification 2020 (MSC 2020). 05A17, 11P81, 68-11, 62D05.

Abstract

So far, many researchers have investigated the following question: Given total number of citations, what is the estimated range of the h -index? Here we consider the converse question. Namely, the aim of this paper is to estimate the total number of citations of a researcher using only his h -index, his h -core and perhaps a relatively small number of his citations from the tail. For these purposes, we use the asymptotic formula for the mode size of the Durfee square when $n \rightarrow \infty$, which was proved by Canfield, Corteel and Savage (1998), seven years before Hirsch (2005) defined the h -index. This formula confirms the asymptotic normality of the Hirsch citation h -index. Using this asymptotic formula, in Section 4 we propose five estimates of a total number of citations of a researcher using his h -index and his h -core. These estimates are refined mainly using small additional citations from the h -tail of a researcher. Related numerous computational results are given in Section 5. **Notice that the relative errors $|\delta_B|$ of the estimate B of a total number of citations of a researcher are surprisingly close to zero for E. Garfield, H.D. White (Table 2), G. Andrews, L. Leydesdorf and C.D. Savage (Table 5).**

1. Introduction

In the past two decades, numerous Scientometrics and Bibliometrics indicators were proposed to evaluate the scientific impact of individuals, institutions, colleges, universities and research teams. To appraise the scientific impact of scholars, institutions and research areas among others, several publication-based indicators are used, such as the size-dependent indicators (total number of citations and number of highly cited papers) and size-independent indicators (average number of citations per paper and proportion of highly cited publications) (Waltman, 2016), as well as citation frequency (life cycle) of papers etc. Based on the limitations of these indicators, Hirsch (2005) proposed a new indicator called h -index, whilst Egghe (2006a, b, c) defined and studied an improvement of the h -index, called the g -index.

The h -index is defined as the highest number of publications of a scientist that received h or more citations (Hirsch, 2005). Hirsch (2007) reported results of an empirical study of the predictive power of the h -index compared with other bibliometric indicators. Hirsch indicated that the h -index is better than other indicators considered (total citation count, citations per paper and the total paper count) in predicting future scientific achievement.

The g -index is defined as the highest rank such that the cumulative sum of the number of citations received is larger than or equal to the square of this rank. As noticed by Bihari et al. (2021), the h -index and the g -index got a lot of attention due to its simplicity, and several other indicators were proposed to extend the properties of the h -index and to overcome its shortcomings. Bornmann, Mutz, Hug and Daniel (2011) noticed that many studies have investigated many variants of the h -index, but these variants do not offer clear advantages over the original h -index (also see Anderson et al., 2008).

The h -index and its variants are extensively studied in Informetrics (both experimentally and theoretically). Numerous generalizations, extensions and variations of the h -index and the g -index were defined, studied and compared in the last two decades. The comprehensive recent review on h -index and its alternative indices was presented by Bihari et al. (2021) (see also Alonso et al., 2009).

So far, many researchers have investigated the following question: Given total number of citations, what is the estimated range of the h -index? Here we consider the converse question. Namely, the aim of this paper is to estimate the total number of citations of a researcher using only his h -index, his h -core and perhaps a small number of his citations from the tail. For these purposes, we use the asymptotic formula for the mode size of the Durfee square when $n \rightarrow \infty$, which was proved by Canfield, Corteel and Savage (1998), seven years before Hirsch (2005) defined the h -index.

This article is organized as follows. Section 2 contains the definitions of bibliometric indicators and new indices which are used in our computational results. Preliminary definitions on a partition of a positive integer n are presented in Section 3. We present the asymptotic formula for the mode size of the Durfee square when $n \rightarrow \infty$, which was proved by Canfield, Corteel and Savage (1998). As it was observed by Ekhad and Zeilberger (2014), this formula confirms the asymptotic normality of the Hirsch citation index (alias size of Durfee square; see Subsection 3.1). Using this asymptotic formula, in Section 4 we propose five confidence intervals to estimate a total number of citations of a researcher using his h -index and his h -core. Related numerous computational results concerning 41 research profiles at Scopus and Google Scholar databases (which include 38 different researchers) are presented in Section 5. These computational results suggest the fact that generally, the means of these intervals present very good approximations of a total number of citations of a researcher. Concluding remarks are given in Section 6.

2. The h -, g -, A -, R -, e -, H - and D -indices

Suppose that a scientist S has published p publications whose number of citations $cit_1, cit_2, cit_3, \dots, cit_p$ in considered database are usually ranked in decreased order, i.e.,

$$cit_1 \geq cit_2 \geq \dots \geq cit_p \geq 0. \quad (1.1)$$

In the whole paper, we will use the following notations and related notions.

p - the total number of publications of a scientist in considered database;

N_p^+ - the total number of publications having at least one citation;

$N_{cit} = \sum_{j=1}^p cit_j$ - the total number of citations of a scientist in considered database;

$N_{cit}(s) = \sum_{j=1}^s cit_j$ ($s = 1, 2, \dots, n$) - the total number of citations of a scientist in considered database up to the rank $s \in \{1, 2, \dots, p\}$;

$N_{cit}(h) = \sum_{j=1}^h cit_j$ - the total number of citations of a scientist in considered database into h -core.

The Hirsch or h -index (Hirsch, 2005) is defined as the highest rank m such that the first m publications of a scientist received m or greater than m citations in considered database, or equivalently,

$$h = \max \{m : cit_m \geq m, 1 \leq m \leq p\}. \quad (1.2)$$

The Egghe's g -index (Egghe, 2006a, b, c) is defined as the largest positive integer k ($k = 1, 2, \dots, n$) such that

$$\frac{1}{k} \sum_{j=1}^k cit_j \geq k. \quad (1.3)$$

Obviously, we have $h \leq g$.

Jin's A -index (the name was suggested by Rousseau, 2006), introduced by Jin (2006) is defined as the average number of citations received by the publications into h -core, i.e.,

$$A = \frac{1}{h} \sum_{j=1}^h cit_j, \quad (1.4)$$

which is under our notation equal to $N_{cit}(h)/h$.

Observe that the A -index achieves the same goal as the g -index, i.e. it takes into account the total number of citations included in the h -core. The A -index could potentially disadvantage prolific researchers, so the A -index was defined to remove this problem (Jin et al., 2007)

Another attempt to improve the insensitivity of the h -index to the number of citations to highly cited papers is the R -index, introduced in Jin et al. (2007, p. 857). The R -index as defined as

$$R = \sqrt{\sum_{j=1}^h cit_j}, \quad (1.5)$$

So as the h -index, also this measure takes into account the actual cit_j - values in the h -core. Note that

$$R = \sqrt{hA} = \sqrt{N_{cit}(h)}. \quad (1.6)$$

It is easy to show that (see Proposition 1 and Corollary in Jin et al, 2007)

$$h \leq g \leq A.$$

Moreover, from $R = \sqrt{hA}$ and $A \geq h$ by Corollary in Jin et. al. (2007, p. 657) it follows that

$$h \leq R.$$

Aimed at the same goal as the g -index, the e -index was proposed in 2009 by (Zhang, 2009; also see Zhang, C.-T., 2013) with the aim of considering the contribution of excess citations, which are mostly from highly cited papers. It is defined as

$$e = \sqrt{\sum_{j=1}^h cit_j - h^2}. \quad (1.7)$$

Clearly, one has $e=0$ if and only if $cit_1 = cit_2 = \dots = cit_h = h$. Since by (1.5), $N_{cit}(h) = \sum_{j=1}^h cit_j = R^2 = hA$, we find that

$$e = \sqrt{hA - h^2} = \sqrt{R^2 - h^2} = \sqrt{N_{cit}(h) - h^2} \quad (1.8)$$

and hence,

$$\frac{e}{R} = \sqrt{1 - \left(\frac{h}{R}\right)^2} = \sqrt{1 - \frac{h^2}{N_{cit}(h)}}. \quad (1.9)$$

As already highlighted in some papers (see e.g., Jin et al., 2007 and Todeschini, 2011), the indices g -, A -, R - and e - are very sensitive to few highly-cited papers. In particular (see Todeschini, 2011), g -, A -, R - and e -indices appear to measure different characteristics of the author production because the information related to the number of citations prevails over that related to the number of papers in the h -core (e.g., the g -index). Burrell (2007) noticed that numerical investigations suggest that the A -index is a linear function of time and of the h -index, while the size of the Hirsch h -core has an approximate square-law relationship with time, and hence also with the A -index and the h -index. Notice that the e -index takes into account the contribution of excess citations.

Recently, Meštrović and Dragović (2023) defined the H -index as

$$H = h\sqrt{r}, \quad (1.10)$$

where (Corollary 2.15 in Meštrović and Dragović, 2023)

$$r = \left\lfloor \frac{2N_{cit}(h)}{h(h+1)} \right\rfloor - 1 = \left\lfloor \frac{2R^2}{h(h+1)} \right\rfloor - 1 = \left\lfloor \frac{2A}{h+1} \right\rfloor - 1, \quad (1.11)$$

where $\lfloor x \rfloor$ denotes the greatest integer which does not exceed a real number x .

The continuous analogue of the value r is the value q defined as

$$q = \frac{2N_{cit}(h)}{h^2} - 1 = \frac{2R^2}{h^2} - 1. \quad (1.12)$$

Then the index associated to the above value q is the D -index defined as (Meštrović and Dragović, 2023)

$$D = h\sqrt{q} = h\sqrt{\frac{2N_{cit}(h)}{h^2} - 1} = \sqrt{2N_{cit}(h) - h^2} = \sqrt{2R^2 - h^2}. \quad (1.13)$$

Since $r \leq q$, it follows that $H \leq D$. Moreover, it is easy to prove the following inequalities (Meštrović and Dragović, 2023):

$$h \leq R \leq D \leq A.$$

Remark 2.1. Notice that the ratio $q/e = (2N_{cit}(h)/h^2 - 1)/\sqrt{N_{cit}(h) - h^2}$ plays a crucial role in this paper (see Sections 4 and 5) in order to estimate the total number of citations of researchers using their h -core and mainly a relatively small number of citations from the tail.

Remark 2.2. If we consider the h -index as a Durfee square of length h of a random partition of integer N_{cit} which is defined in Section 3, then $N_{cit}(h)$, the indices A , R and e are compound like discrete random variables because the h -index is the integer random variable (see Feller, 1968, Chapter XII and Meštrović, 2015).

3. The asymptotic normality of the Hirsch citation index

Brito and Rodriguez Navarro (2021) noticed that many studies, including the original paper proposing the h -index, have claimed that the h -index can be calculated from the total number of citations (see Malesios, 2015). Specifically, van Raan (2006) found that a power law links the h -index with the sum of the number of citations (N_{cit}). Consistent with this observation, assumed that citation distributions are lognormal, Brito and Rodriguez (2021) observed good fits of their data for N_{cit} and the h -index to a power law (not shown); the exponent 0.42 is not very different from the exponent given by van Raan (2006), which is 0.45. The dependence of h -index and N_{cit} has been extensively studied by Egghe and Rousseau (2006), Glänzel (2006), Malesios (2015), Molinari and Molinari (2008) and Montazerian and al. (2019). Brito and Rodriguez Navarro (2021) observed that the size-independent indicator h/p (p is a number of publications) shows no correlation with the probability of publishing a paper exceeding any of the citation thresholds.

Yong (2014) considered the following question: Given N_{cit} , what is the estimated range of h ? Yong (2014) noticed that taking only N_{cit} as input hardly seems like sufficient information to obtain a meaningful answer. For computational purposes, Yong used the expression (3.3) established by Canfield, Corteel and Savage (1998) which is the asymptotic formula for the most likely Durfee square size for a partition in the set of all partition of a positive integer n . Yong (2014) reinterpreted this result as the “rule of thumb” for h -index. Theoretically, Yong (2014) noticed that one expects the rule of thumb to be nearly correct for large N_{cit} . He noticed that this is empirically not true, even for pure mathematicians. However, Yong (2014) observed that something related to $0.54044\sqrt{N_{cit}}$ is higher than the actual h -index for almost every very highly cited ($N_{cit} > 10000$) scholar in Mathematics, Physics, Computer Science and Statistics.

Here we consider the converse question. Namely, as it is noticed in Abstract and Introduction, the aim of this paper is to estimate the total number of citations of a researcher using only his h -index, the h -core and a relatively small number of citations from the tail. For these purposes, here we use the asymptotic formula for the mode size of the Durfee square when $n \rightarrow \infty$, which was proved by Canfield, Corteel and Savage (1998) seven years before Hirsch (2005) defined the h -index (see the asymptotic formula (3.3) in Subsection 3.2).

3.1. Preliminary definitions on a partition of a positive integer n

A *partition* λ of a positive integer n is a non-increasing sequence of positive integers $\lambda_1, \lambda_2, \dots, \lambda_k$ (i.e., $\lambda_1 \geq \lambda_2 \geq \dots \geq \lambda_k$), each called a *part of the partition*, such that

$$n = \lambda_1 + \lambda_2 + \dots + \lambda_k. \quad (3.1)$$

We will also write $|\lambda| = n$. The terminology is extended to allow us to say that $n = \lambda_1 + \lambda_2 + \dots + \lambda_k$ is a partition of n . So, for example, the all partitions of 5 are

$$5, 4+1, 3+2, 3+1+1, 2+2+1, 2+1+1+1 \text{ and } 1+1+1+1+1.$$

So, there are seven partitions of 5.

The *partition function* $p(n)$ equals the number of all partition of a positive integer n . For example, $p(5) = 7$. Notice that the sequence $\{p(n)\}$ (with the initial term $p(0) = 1$) is the OEIS A070177 sequence in Sloane, N.J.A. For example, $p(10) = 42$, $p(20) = 627$, $p(30) = 5604$,

$$p(30) = 5604, p(100) = 190569292, p(1000) \approx 2.406147 \cdot 10^{30} \text{ and } p(10000) \approx 3.616725 \cdot 10^{105}.$$

No closed form expression for the partition function $p(n)$ is known, but it has both asymptotic expansion that accurately approximate it and recurrence relations by which it can be calculated exactly. It grows as an exponential function of the exponential function of the square root of its argument (Andrews, 1976, p. 69), as follows:

$$p(n) \approx \frac{1}{4n\sqrt{3}} \exp\left(\pi\sqrt{\frac{2n}{3}}\right) \text{ as } n \rightarrow \infty.$$

The above asymptotic formula was first obtained by Hardy and Ramanujan (1918) and independently by J.V. Uspensky in 1920 ([https://en.wikipedia.org/wiki/Partition_function_\(number_theory\)](https://en.wikipedia.org/wiki/Partition_function_(number_theory))).

To a partition $(\lambda_1, \lambda_2, \dots, \lambda_k)$ with $\lambda_1 \geq \lambda_2 \geq \dots \geq \lambda_k$, let us associate the so-called *Ferrers diagram*, which is a left-justified array of dots, with λ_i dots in the i th row ($i = 1, 2, \dots, k$). If the dots are replaced by squares, we obtain the *Young diagram* representation of a partition λ . This graphical representation contains a square in the upper left corner, and the largest such square is called *Durfee square* (see e.g., Andrews and Eriksson, 2004, p. 76 or Hardy and Wright, 1960, p. 281). Durfee squares are named after American mathematician William Pitt Durfee, a student of English mathematician J.J. Sylvester. This is attributed in Sylvesters' letter to Arthur Cayley in 1883 (Hunger, 1998, p. 224; https://en.wikipedia.org/wiki/Durfee_square#cite_note-4) in which he wrote: "*Durfee's square is a great invention of the importance of which its author has no conception.*"

It is known (see e.g., Andrews, 1976) that the generating function for partitions with Durfee square of length d is given by

$$\frac{q^{d^2}}{\prod_{j=1}^d (1 - q^j)^2}. \tag{3.2}$$

The above expression is closely related to the following famous Euler-Gauss identity (Andrews, 1976, pp. 27-28, Yong, 2014):

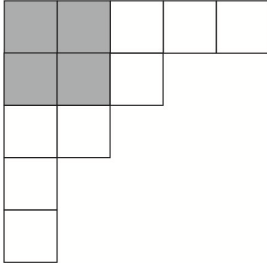
$$\prod_{i=1}^{\infty} \frac{1}{1 - q^i} = \sum_{k=0}^{\infty} \frac{q^{d^2}}{\prod_{j=1}^d (1 - q^j)^2}.$$

For example, for $d = 3$, the Maclaurin series expansion of the expression (3.2) is

$$\frac{q^9}{\prod_{j=1}^3 (1 - q^j)^2} = q^9 + 2q^{10} + 5q^{11} + 10q^{12} + 18q^{13} + 30q^{14} + 49q^{15} + 74q^{16} + 110q^{17} + 158q^{19} + \dots.$$

Hence, as the coefficient of x^{11} in the above expansion is 5, there are 5 unrestricted partitions of $n = 11$ whose Durfee square is 3. These partitions are $5 + 3 + 3$, $4 + 4 + 3$, $4 + 3 + 3 + 1$, $3 + 3 + 3 + 2$ and $3 + 3 + 3 + 1 + 1$. Observe that every partition of 11 (whose total number is $p(11) = 56$) has Durfee square that is less than or equal to 3.

For example, the Young diagram of the partition $(5, 3, 2, 1, 1)$ of 12 is



In terms of Ferrers diagram, the Durfee square can be defined as follows. The largest square in the Ferrers diagram of a partition is called *Durfee square*. If there are λ_i dots in the i th row ($i = 1, 2, \dots, k$), then its size d can be described as the number of parts λ_i satisfying the condition $\lambda_i \geq i$. In the above example, the Durfee square has side of length 2 and area 4, and so $d = 2$.

The above standard definitions, as well as the one for a Durfee square, can be found for example, in Andrews and Eriksson (2004). Durfee squares in partitions have been previously studied with respect to the length of the side by Canfield, Corteel and Savage (1998), and independently by Mutafchiev (2002), where it was proved a local theorem for the length of the side of the Durfee square in a random partition of a positive integer n as $n \rightarrow \infty$.

In Canfield, Corteel and Savage (1998) the emphasis was an asymptotic estimates for the length (see Subsection 3.2), while in Blecher (2012) some related interesting partition identities are derived.

3.2. The asymptotic normality of the h -index

Ekhad and Zeilberger (2014) wrote: “When Rodney Canfield, Sylvie Corteel, and Carla Savage wrote their beautiful article (Canfield, Corteel and Savage, 1998), proving, rigorously, by a very deep and intricate analysis, the *asymptotic normality* of the random variable “size of Durfee square” defined on integer-partitions of n (as $n \rightarrow \infty$), with precise asymptotics for the mean and variance, **they did not dream that one day their result should be of interest to everyone who has ever published a paper.**”

Accordingly, the asymptotic normality of Hirsch h -index was provided by Canfield, Corteel and Savage (1998) seven years before Hirsch (2005) defined the h -index.

Let $P(n)$ be the set of all partitions of a positive integer n , and let $P(n, d)$ be the set of all partitions of n with Durfee square of size d . Let $F(n)$ be a family of partitions of a positive integer n and let $F(n, d)$ denote the set of partitions in $F(n)$ with Durfee square of size d . For a fixed n , Canfield, Corteel and Savage (1998) investigated the sequences $\{F(n, d)\}$ ($0 \leq d \leq \sqrt{n}$). Denote by $m_F(n)$ and $a_F(n)$ the most likely size and the average size of the Durfee square of a partition in $F(n)$, respectively.

It was proved in Canfield, Corteel and Savage (1998, Section 5) that if $\{F(n, d)\}$ satisfies a recurrence of the type in Section 2 of the same paper and has a particular asymptotic form, then for fixed n , the most likely value of the Durfee square of a partition in $F(n)$ grows as $c_F \sqrt{n}$ for some constant c_F depending only on the recurrence for $F(n, d)$. Theorem 1 in this paper gives the asymptotic formula for $P(n, d)$. Consequently, by Corollary 1, the numbers $P(n, d)$ are asymptotically normal as $n \rightarrow \infty$. It was observed in Canfield, Corteel and Savage (1998) that using the asymptotic formula for $P(n, d)$, it can be showed that the most likely Durfee square size for a partition in $P(n)$ (i.e., a mode of Durfee square size of $P(n)$) is (see the row (1) of Table 2 in Canfield, Corteel and Savage, 1998).

$$m_p(n) \approx \frac{\sqrt{6} \ln 2}{\pi} \sqrt{n} \approx 0.54044 \sqrt{n}. \quad (3.3)$$

The above asymptotic formula presents the mode size of the Durfee square when $n \rightarrow \infty$. Moreover (Canfield, Corteel and Savage, 1998), it follows that for sufficiently large n ,

$$|m_F(n) - a_F(n)| < 1/2 + o(1) \quad (3.4)$$

and that $\{P(n, d)\}$ ($\varepsilon n^{1/2} \leq d \leq (1 - \varepsilon)n^{1/2}$) is log-concave.

Remarks 3.1. Inspired by Alexander Yong's recent critique (Yong, 2014) of the Hirsch citation index, Ekhad and Zeilberger (2014) gave an empirical (yet very convincing!) reproof of the asymptotic normality of the Hirsch citation index (alias size of Durfee square) with respect to the uniform distribution on the "sample space" of integer partitions of n (see Subsection 3.1 in Ekhad and Zeilberger, 2014). It was noticed in the mentioned paper that the result of Canfield, Corteel and Savage (1998) was first proved rigorously (but with much greater effort!). Ekhad and Zeilberger (2014) confirmed the asymptotic formula (3.3) and estimated the variance numerically as $0.00811\sqrt{n} + O(1)$, and were obtained estimates extremely close to those of the standard Normal Distribution for the first 12 standardized moments. Namely, Ekhad and Zeilberger (2014) numerically estimated asymptotic expressions for the expectation a_n and the variance $m_2(n)$ of Durfee square size for a partition in $P(n)$ as

$$a_n = 0.540446395 \sqrt{n} + 0.085691 + 0.0374788 \frac{1}{\sqrt{n}} + O\left(\frac{1}{n}\right), \quad (3.5)$$

and

$$m_2(n) = 0.081057 \sqrt{n} + 0.018459 - 0.018015 \frac{1}{\sqrt{n}} + O\left(\frac{1}{n}\right). \quad (3.6)$$

Remarks 3.2. Hirsch (2005) founded that the h -index is proportional to the square root of the total number of citations. Namely, Hirsch proposed the approximation $h \approx \sqrt{N_{cit}/a}$, where a is a constant between 3 and 5. In Hirsch (2005) the constant 0.54044 corresponds to a value of 3.424 for the constant a . This asserts that the h -index is between $\sqrt{N_{cit}/5} \approx 0.45\sqrt{N_{cit}}$ and $\sqrt{N_{cit}/3} \approx 0.58\sqrt{N_{cit}}$ (cf. Ruch and Ball R., 2010).

If a researcher has p publications and each of the m most cited publications has at least m citations, then the maximal value m is the empirical h -index of this researcher, introduced by Hirsch (2005). In the papers Glänzel (2006) and Egghe and Rousseau (2006) some theoretical properties of the h -index were derived. Glänzel (2006) pointed out that the h -index is certainly an interesting indicator with interesting mathematical properties. The strength of this index lies in the potential application to the assessment of small paper sets were other, traditional bibliometric indicators often fail or at least were their application proved usually problematic.

Glänzel (2006) founded a strong relation between both number of papers published and citations received with h -index for practically all Paretian distributions.

More precisely, Glänzel (2006) gave a probabilistic approach to the definition of the theoretical h -index given as follows. Let X be a discrete random variable which represents the citation rate of a

paper. Let the probability distribution function of X is given as $p_k = P(X = k)$ for all $k = 0, 1, 2, \dots$ and the cumulative distribution function defined as $F(k) = P(X < k)$. If we define $G_k = G(k) := 1 - F(k) = P(X \geq k)$, then Gumbel's r -th characteristic extreme value (u_r) is defined as $u_r = G^{-1}(r/n) = \max\{k : G(k) \geq r/n\}$, where n is a given sample with distribution F (i.e., the number of publications of researcher). The *theoretical h-index* (H) can consequently be defined as $H = \max\{r : u_r \geq r\} = \max\{r : \max\{k : G(k) \geq r/n\} \geq r\}$. If there exists such index r so that $u_r = r$, then we have obviously $H := r$, and we can write $H := u_H$ i.e., the theoretical h -index $h = h_n$ of a researcher is defined (cf. Beirlant and Einmahl, 2007).

Glänzel (2006) considered two special cases, namely (1) discrete Paretian distributions and (2) the Price distribution with finite expectation. Glänzel (2006) pointed out that these two distributions cover most distributions used for modeling publication activity and citation processes. The distribution law of Paretian random variable satisfies the condition $p_k = P(X = k) \approx d(N + k)^{-(\alpha+1)}$ for sufficiently large k , where $\alpha > 1$, N and d are positive constants. Then the h -index is proportional to the $(\alpha + 1)$ th root of the number of publications (Glänzel, Subsection 2.1).

In the case of Price distribution, introduced by Glänzel and Schubert (1985), Glänzel (2006, Subsection 2.2) proved that the h -index is proportional to the square root of the number of publications (cf. Price's square root law in Glänzel and Schubert, 1985).

Let X_1, \dots, X_n be i.i.d. random variables with common distribution function F as defined above. Assuming that the function F is continuous and denoting (the right continuous) empirical distribution function of the random variables X_1, \dots, X_n , by \hat{F} , the empirical Hirsch index \hat{H} is defined by Beirlant, and Einmahl (2007) as

$$1 - \hat{F}(\hat{H}) \leq \frac{\hat{H}}{n} \quad \text{and} \quad 1 - \lim_{x \uparrow \hat{H}} \hat{F}(x) \geq \frac{\hat{H}}{n}.$$

Beirlant, J. and Einmahl, H.J. (2007) noticed that the above two inequalities have a unique solution. Furthermore, in case \hat{F} puts only mass at non-negative integer values this definition coincides with the Hirsch definition of the h -index.

Notice that Beirlant and Einmahl (2007, Proposition 1 and Theorem 1) established the asymptotic normality of the empirical h -index. In case that the citations follow a Pareto-type or a Weibull-type distribution as defined in extreme value theory, a general result of this paper nicely specializes to results that are useful for constructing confidence intervals for the h -index on the basis of \hat{H} .

4. Auxiliary results

In this section we give useful definitions and propositions which will be necessary to obtain computational results presented in Section 5.

In accordance with Subsection 3.2 and the asymptotic formula (3.3) we give the following definition.

Definition 4.1. The *normal approximation (NA)* of the h -index, denoted as h_{NA} , is defined as

$$h_{NA} = \frac{\sqrt{6} \ln 2}{\pi} \sqrt{N_{cit}} \approx 0.5404446394667307 \sqrt{N_{cit}}, \quad (4.1)$$

where N_{cit} is a total number of citations of a scientist in considered database.

Examples. Since $N_{cit} \geq N_{cit}(h) \geq h^2$, from (4.1) it follows that

$$\frac{h_{NA}}{h} \geq \frac{\sqrt{6} \ln 2}{\pi} \approx 0.5404446394667307,$$

where obviously, equality holds if and only if $cit_1 = cit_2 = \dots = cit_h = h$ and $cit_i = 0$ for all $i = h+1, \dots, p$.

For any positive integer k , put $cit_i = k+1-i$ for all $i = 1, \dots, k$. Then clearly, $p = N_p^+ = k$, $N_{cit} = k(k+1)/2$ and $h = \lfloor (k+1)/2 \rfloor$. Therefore, we have

$$\frac{h_{NA}}{h} = \frac{\sqrt{6} \ln 2}{\pi} \cdot \frac{\sqrt{k(k+1)/2}}{\lfloor (k+1)/2 \rfloor} \rightarrow \frac{2\sqrt{3} \ln 2}{\pi} = 0.7643041388456883 \text{ as } k \rightarrow \infty.$$

More generally, for positive integers k and d and a nonnegative integer a , put $cit_i = a + (k-i)d$ for all $i = 1, \dots, k$. Then clearly, $p = N_p^+ = k$, $N_{cit} = k(2a + (k-1)d)/2$ and $h = \lfloor (a + kd)/(d+1) \rfloor$. Therefore, we have

$$\frac{h_{NA}}{h} = \frac{\sqrt{6} \ln 2}{\pi} \cdot \frac{\sqrt{k(2a + (k-1)d)/2}}{\lfloor (a + kd)/(d+1) \rfloor}.$$

Letting $k \rightarrow \infty$ for fixed d and a , from the above equality it follows that

$$\frac{h_{NA}}{h} \rightarrow \frac{\sqrt{6} \ln 2}{\pi} \cdot \frac{d+1}{\sqrt{2d}} := f(d) \text{ as } k \rightarrow \infty.$$

For example, $f(1) = 0.764$, $f(2) = 0.811$, $f(3) = 0.883$, $f(4) = 0.955$, $f(5) = 1.025$,
 $f(6) = 1.093$, $f(7) = 1.156$, $f(8) = 1.216$, $f(9) = 1.274$, $f(10) = 1.329$ and $f(26) = 2.024$.
Hence, the arithmetic progressions with differences $d \in \{4, 5, 6\}$ give a good approximation $h_{NA}/h \approx 1$ for large integer values k .

Definition 4.2. Let a scientist S has published p publications, each of which received at least one citation. As usually, these citations $cit_1, cit_2, cit_3, \dots, cit_p$ are ranked in decreased order, i.e.,

$$cit_1 \geq cit_2 \geq \dots \geq cit_p \geq 1. \quad (4.2)$$

Then the *shifted h-index of order k* ($k=0,1,\dots,p-1$), denoted as h_k , is defined as the h -index concerning the citations $cit_{k+1}, cit_{k+2}, \dots, cit_p$. Observe that $h_0 = h$ and $h_{p-1} = 1$.

We also denote the total number of citations into h_k -core as $N_h^{(k)}$ ($k=0,1,\dots,p-1$), i.e.,

$$N_h^{(k)} = \sum_{j=k+1}^{k+h_k} cit_j - N_h^{(k)} = \sum_{j=k+1}^{k+h_k} cit_j. \quad (4.3)$$

Furthermore, for all $k=0,1,\dots,p-1$ we also define $N_{cit}^{(k)}$, e_k and q_k as

$$N_{cit}^{(k)} = \sum_{j=k+1}^p cit_j - N_{cit}^{(k)} = \sum_{j=k+1}^p cit_j, \quad (4.4)$$

$$e_k = \sqrt{N_h^{(k)} - (h_k)^2} = \sqrt{\sum_{j=k+1}^{k+h_k} cit_j - (h_k)^2} \quad (4.5)$$

and

$$q_k = \frac{2N_h^{(k)}}{(h_k)^2} - 1. \quad (4.6)$$

Notice that $N_h^{(0)} = N_{cit}(h) = \sum_{j=1}^h cit_j$, $N_{cit}^{(0)} = N_{cit} = \sum_{j=1}^{mp} cit_j$,
 $e_0 = e = \sqrt{N_{cit}(h) - h^2} = \sqrt{\sum_{j=1}^h cit_j - h^2}$ and $q_0 = q = 2N_{cit}(h)/h^2 - 1$.

Definition 4.3. Under notations of Definition 4.2, for all $k=0,1,\dots,p-1$ we define the $h_{NA}^{(k)}$ -index as

$$h_{NA}^{(k)} = \frac{\sqrt{6 \ln 2}}{\pi} \sqrt{N_{cit}^{(k)}} = 0.540444463 \ 94667307 \sqrt{N_{cit}^{(k)}}. \quad (4.7)$$

Observe that $h_{NA}^{(0)} = h_{NA}$, where h_{NA} is the normal approximation of the h -index defined by the expression (4.1) of Definition 4.1.

For all $k=0,1,\dots,p-1$ we also define the intervals $I_k = (a_k, b_k)$ and $J_k = (c_k, f_k)$ as

$$I_k = \left(\left(\frac{\pi}{\sqrt{6} \ln 2} h_k \left(1 - \frac{q_k}{e_k} \right) \right)^2, \left(\frac{\pi}{\sqrt{6} \ln 2} h_k \left(1 + \frac{q_k}{e_k} \right) \right)^2 \right) = \left(\left(1.85032828 h_k \left(1 - \frac{q_k}{e_k} \right) \right)^2, \left(1.85032828 h_k \left(1 + \frac{q_k}{e_k} \right) \right)^2 \right) \quad (4.8)$$

and

$$\begin{aligned} J_k &= \left(\left(\frac{\pi}{\sqrt{6} \ln 2} h_k \left(1 - \frac{q_k}{e_k} \right) \right)^2 + N_{cit} - N_{cit}^{(k)}, \left(\frac{\pi}{\sqrt{6} \ln 2} h_k \left(1 + \frac{q_k}{e_k} \right) \right)^2 + N_{cit} - N_{cit}^{(k)} \right) \\ &= \left(\left(1.85032828 h_k \left(1 - \frac{q_k}{e_k} \right) \right)^2 + N_{cit} - N_{cit}^{(k)}, \left(1.85032828 h_k \left(1 + \frac{q_k}{e_k} \right) \right)^2 + N_{cit} - N_{cit}^{(k)} \right). \end{aligned} \quad (4.9)$$

Definition 4.4. Under notions and notations of Definition 4.2, we define the *h-defect of asymptotic normality of citations* $cit_1, cit_2, \dots, cit_p$, denoted as d ($0 \leq d \leq h$), as follows.

- 1) If $e_k \geq h_k$ for all $k = 0, 1, \dots, h$, then $d = 0$.
- 2) If $e_0 := e \geq h$ and $e_k < h_k$ for some $k \in \{1, \dots, h\}$, then d ($1 \leq d \leq h$) is the smallest integer $k \in \{1, \dots, h-1\}$ such that $e_i \geq h_i$ for all $i = 0, 1, \dots, k$ and $e_{k+1} < h_{k+1}$.
- 3) If $e_0 := e < h$, we put $d = 0$.
- 4) If $e_0 := e \leq h$ and $e_k > h_k$ for some $k \in \{1, \dots, h\}$, then d ($1 \leq d \leq h$) is the smallest integer $k \in \{1, \dots, h-1\}$ such that $e_i \leq h_i$ for all $i = 0, 1, \dots, k$ and $e_{k+1} > h_{k+1}$.

Following Definition 4.4, we will call the multiset $D := \{cit_1, cit_2, \dots, cit_d\}$ the *h-defect-core of asymptotic normality of citations* $cit_1, cit_2, \dots, cit_p$ and we will call the multiset $A := \{cit_{d+1}, cit_{d+2}, \dots, cit_{d+h_d}\}$ the *domain of asymptotic normality of citations* $cit_1, cit_2, \dots, cit_p$. Notice that if $d = 0$, then D is the empty set.

Our computational results given in Subsection 5.2 and some additional computations that are not presented here, show that that the case 2) of Definition 4.4. refers to the majority of scientists whose h -indices are greater than equal to 15.

Definition 4.5. Under notations of Definitions 4.3 and 4.4, we define

$$\bar{I}_d = \frac{a_d + b_d}{2}, \quad \bar{I}_{d+1} = \frac{a_{d+1} + b_{d+1}}{2}, \quad A' = \frac{\bar{I}_d + \bar{I}_{d+1}}{2} \quad (4.10)$$

and

$$\bar{J}_d = \frac{c_d + f_d}{2}, \quad \bar{J}_{d+1} = \frac{c_{d+1} + f_{d+1}}{2}, \quad A = \frac{\bar{J}_d + \bar{J}_{d+1}}{2}. \quad (4.11)$$

Definition 4.6. Considering four cases of Definition 4.4, we define the numbers $\alpha_d, \beta_d, \alpha_{d+1}, \beta_{d+1}$ ($0 \leq d \leq p-1$) and the estimations B', B'' and B of N_{cit} as follows.

1a) If $e > h+1$ in the case 1) of Definition 4.4, we define

$$B = \frac{1}{2} \left(\left(\frac{\pi}{\sqrt{6} \ln 2} h \left(1 + \frac{q}{e} \right) \right)^2 + \left(\frac{\pi}{\sqrt{6} \ln 2} h_1 \left(1 + \frac{q_1}{e_1} \right) \right)^2 \right). \quad (4.12)$$

1b) If $h \leq e \leq h+1$ in the case 1) of Definition 4.4, we define $\beta_0 = e - \lfloor e \rfloor$, $\alpha_0 = 1 - \beta_0$ and

$$B = \frac{1}{2} \left(\alpha_0 \left(\frac{\pi}{\sqrt{6} \ln 2} h \left(1 - \frac{q}{e} \right) \right)^2 + \beta_0 \left(\frac{\pi}{\sqrt{6} \ln 2} h \left(1 + \frac{q}{e} \right) \right)^2 \right) \quad (4.13)$$

2) In the case 2) of Definition 4.4 it holds $e_d \geq h_d$ and $e_{d+1} < h_{d+1}$. Then we consider the following four subcases.

2a) If $e_d > h_d + 1$, we define $\beta_d = 1$, $\alpha_d = 0$ and

$$B' = \left(\frac{\pi}{\sqrt{6} \ln 2} h \left(1 + \frac{q_d}{e_d} \right) \right)^2 + N_{cit} - N_{cit}^{(d)} = \left(\frac{\pi}{\sqrt{6} \ln 2} h \left(1 + \frac{q_d}{e_d} \right) \right)^2 + \sum_{i=1}^d cit_i. \quad (4.14)$$

2b) If $e_d \leq h_d + 1$, we define $\beta_d = e_d - \lfloor e_d \rfloor$, $\alpha_d = 1 - \beta_d$ and

$$\begin{aligned} B' &= \frac{1}{2} \left(\alpha_d \left(\frac{\pi}{\sqrt{6} \ln 2} h \left(1 - \frac{q_d}{e_d} \right) \right)^2 + \beta_d \left(\frac{\pi}{\sqrt{6} \ln 2} h \left(1 + \frac{q_d}{e_d} \right) \right)^2 \right) + N_{cit} - N_{cit}^{(d)} \\ &= \frac{1}{2} \left(\alpha_d \left(\frac{\pi}{\sqrt{6} \ln 2} h \left(1 - \frac{q_d}{e_d} \right) \right)^2 + \beta_d \left(\frac{\pi}{\sqrt{6} \ln 2} h \left(1 + \frac{q_d}{e_d} \right) \right)^2 \right) + \sum_{i=1}^d cit_i. \end{aligned} \quad (4.15)$$

2c) If $h_{d+1} > e_{d+1} + 1$, we define $\beta_{d+1} = 0$, $\alpha_{d+1} = 1$ and

$$\begin{aligned} B'' &= \left(\frac{\pi}{\sqrt{6} \ln 2} h \left(1 - \frac{q_{d+1}}{e_{d+1}} \right) \right)^2 + N_{cit} - N_{cit}^{(d+1)} \\ &= \left(\frac{\pi}{\sqrt{6} \ln 2} h \left(1 - \frac{q_{d+1}}{e_{d+1}} \right) \right)^2 + \sum_{i=1}^{d+1} cit_i. \end{aligned} \quad (4.16)$$

2d) If $h_{d+1} \leq e_{d+1} + 1$, we define $\beta_{d+1} = e_{d+1} - \lfloor e_{d+1} \rfloor$, $\alpha_{d+1} = 1 - \beta_{d+1}$ and

$$\begin{aligned} B'' &= \frac{1}{2} \left(\beta_{d+1} \left(\frac{\pi}{\sqrt{6} \ln 2} h \left(1 - \frac{q_{d+1}}{e_{d+1}} \right) \right)^2 + \alpha_{d+1} \left(\frac{\pi}{\sqrt{6} \ln 2} h \left(1 + \frac{q_d}{e_d} \right) \right)^2 \right) + N_{cit} - N_{cit}^{(d+1)} \\ &= \frac{1}{2} \left(\beta_{d+1} \left(\frac{\pi}{\sqrt{6} \ln 2} h \left(1 - \frac{q_{d+1}}{e_{d+1}} \right) \right)^2 + \alpha_{d+1} \left(\frac{\pi}{\sqrt{6} \ln 2} h \left(1 + \frac{q_d}{e_d} \right) \right)^2 \right) + \sum_{i=1}^{d+1} cit_i. \end{aligned} \quad (4.17)$$

Then in all subcases 2a) - 2d) of Case 2) we put

$$B = \frac{B' + B''}{2}. \quad (4.18)$$

3) In the case 3) of Definition 4.4 we consider the following two subcases.

3a) If $h - e \leq 1$, then $d = 0$ and we define $\beta_0 = e - \lfloor e \rfloor$, $\alpha_0 = 1 - \beta_0$ and

$$B = \frac{1}{2} \left(\beta_0 \left(\frac{\pi}{\sqrt{6} \ln 2} h \left(1 - \frac{q}{e} \right) \right)^2 + \alpha_0 \left(\frac{\pi}{\sqrt{6} \ln 2} h \left(1 + \frac{q}{e} \right) \right)^2 \right). \quad (4.19)$$

3b) If $h - e > 1$, then $d = 0$ and we define $\beta_0 = e - \lfloor e \rfloor$ and

$$B = \beta_0 \left(\frac{\pi}{\sqrt{6} \ln 2} h \left(1 - \frac{q}{e} \right) \right)^2. \quad (4.20)$$

4) In the case 4) of Definition 4.4, we define the values B' and B'' by the expressions (4.14)-(4.18) in which β_d is replaced by α_d , α_d is replaced by β_d , β_{d+1} is replaced by α_{d+1} and α_{d+1} is replaced by β_{d+1} .

Proposition 4.7. *The value A defined by (4.11) of Definition 4.5 is given by the expression*

$$A = \frac{\bar{J}_d + \bar{J}_{d+1}}{2} = \frac{\pi^2}{12 \ln^2 2} \left(h_d^2 \left(1 + \left(\frac{q_d}{e_d} \right)^2 \right) + h_{d+1}^2 \left(1 + \left(\frac{q_{d+1}}{e_{d+1}} \right)^2 \right) \right) + \sum_{i=1}^d cit_i + \frac{cit_{d+1}}{2}. \quad (4.21)$$

Proof. The expression (4.21) immediately follows from the formula (4.9) of Definition 4.3 and the formula (4.4) of Definition 4.2.

Notice that in the case 2) of Definition 4.4 which refers to the most researchers in all databases, the numerous computational results show that $0 \leq h_d - e_d \leq 2$ and $0 \leq e_{d+1} - h_{d+1} \leq 2$, and so we can approximately assume that $e_d \approx h_d$, $e_{d+1} \approx h_{d+1}$, and hence, $q_d = 2N_h^{(d)} / h_d^2 - 1 \approx 4h_d^2 / h_d^2 - 1 = 3$, $q_d / e_d \approx 3 / h_d$, $q_{d+1} = 2N_h^{(d+1)} / h_{d+1}^2 - 1 \approx 4h_{d+1}^2 / h_{d+1}^2 - 1 = 3$ and $q_{d+1} / e_{d+1} \approx 3 / h_{d+1}$. Substituting this into (4.20), we obtain

$$A \approx \frac{\pi^2}{12 \ln^2 2} (h_d^2 + h_{d+1}^2) + 30.8134 + \sum_{i=1}^{d+1} cit_i - \frac{cit_{d+2}}{2} = 1.7118 (h_d^2 + h_{d+1}^2) + 30.8134 + \sum_{i=1}^d cit_i + \frac{cit_{d+1}}{2}. \quad (4.22)$$

Since our computational results given in Section 5 show that the value A defined by (4.11) and the values B defined by (4.12), (4.13) and (4.18) are close to N_{cit} , i.e., $A \approx N_{cit}$ and $B \approx N_{cit}$, we propose these two values as good approximations of N_{cit} (see Tables 2 and 5). Related computational results for 14 experts in Bibliometrics and Infometrics (Tables 1-4 and Table 8) and 27 researcher Google Scholar's and Scopus' profiles, including 24 researchers (Tables 5-7 and Table 8) are given in the next section.

Put $N_{cit}(h) = (x+1)h^2$ with a real number $x \geq 0$. Then $q = 2N_{cit}(h) / h^2 - 1 = 2x+1$, $e = h\sqrt{x}$. Define the function f as $f(x) := hq/e = (2x+1)/\sqrt{x}$ for $x \in (0, +\infty)$. The function f attains the minimum value $2\sqrt{2}$ at $x=1/2$ and so, $N_{cit}(h) = 2h^2$, $e = h\sqrt{2}$ and hence, $q/e \geq 2\sqrt{2}/h$ for each $x > 0$. Note also that by the inequality $a+b \leq \sqrt{2(a^2+b^2)}$ ($a, b \geq 0$) it follows that $h+e = h + \sqrt{N_{cit}(h) - h^2} \leq \sqrt{2N_{cit}(h)}$ and equality holds when $N_{cit}(h) = 2h^2$, and then $e = h$.

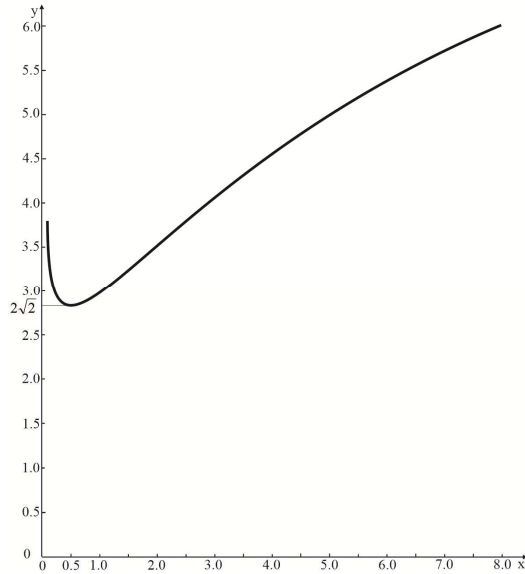


Figure 1. The graphic of the function $f(x) = \frac{2x+1}{\sqrt{x}}$ ($x > 0$).

Now under above notations, we define $q' = N_{cit}(h) / h^2 = x+1$. Note that $q' \leq q$ and equality holds if and only if $cit_1 = cit_2 = \dots = cit_h = h$. Define the function g as $g(x) := hq'/e = (x+1)/\sqrt{x}$ for

$x \in (0, +\infty)$. The function g attains the minimum value 2 at $x=1$, and then $N_{cit}(h) = 2h^2$, $e=h$ and $q'/e \geq 2/h$ for each $x > 0$.

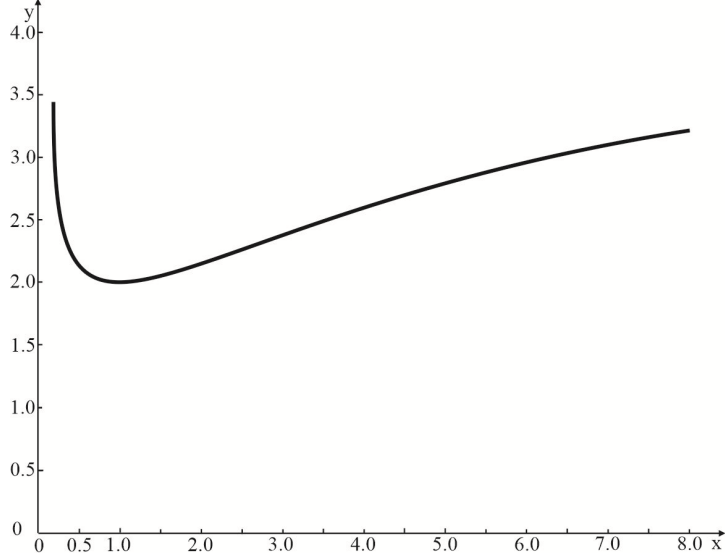


Figure 2. The graphic of the function $g(x) = \frac{x+1}{\sqrt{x}}$ ($x > 0$).

Observe that $f(x)/g(x) = (2x+1)/(x+1) = 1 + x/(x+1)$, and hence, $1 < f(x)/g(x) < 2$ for all $x > 0$, while $f(x)/g(x) \rightarrow 2$ as $x \rightarrow \infty$.

Proposition 4.7. For each $k \in \{0, 1, \dots, p-1\}$ we have

$$h_k - 1 \leq h_{k+1} \leq h_k. \quad (4.23)$$

Furthermore, $h_{k+1} = h_k$ if and only if $cit_{k+1+h_k} = h_k$, and $h_{k+1} = h_k - 1$ if and only if $cit_{k+1+h_k} < h_k$.

Proof. The inequalities (4.23) immediately follow from Definition 4.2.

If $cit_{k+1+h_k} = h_k$, then by Definition 4.2, $h_{k+1} = h_k$. Conversely, if $h_{k+1} = h_k$, then by Definition 4.2 must be $cit_{k+1+h_k} \geq h_k$. If we suppose that $cit_{k+1+h_k} \geq h_k + 1$, it follows that $h_k \geq h_k + 1$. This contradiction shows that $cit_{k+1+h_k} = h_k$.

If $cit_{k+1+h_k} < h_k$, then by Definition 4.2, $h_{k+1} = h_k - 1$. Conversely, if $h_{k+1} = h_k - 1$, then by Definition 4.2 must be $cit_{k+1+h_k} < h_k$. This completes the proof.

Proposition 4.8. Under above notations, for each $k \in \{0, 1, \dots, p-1\}$, the following three assertions are true.

- (i) If $h_{k+1} = h_k$ (or equivalently, by Proposition 4.7, if and only if $cit_{k+1+h_k} = h_k$), then $e_k \geq e_{k+1}$.
- (ii) If $h_{k+1} = h_k - 1$ and $cit_{k+1} \geq 2h_k - 1$, then $e_k \geq e_{k+1}$.

(iii) If $h_{k+1} = h_k - 1$ and $cit_{k+1} < 2h_k - 1$, then $e_k < e_{k+1}$.

Proof. (i) Suppose that $h_{k+1} = h_k$. Then by Proposition 4.7, $cit_{k+1+h_k} = h_k$. and hence,

$$\begin{aligned} e_{k+1} &= \sqrt{N_h^{(k+1)} - (h_{k+1})^2} = \sqrt{\sum_{j=k+2}^{h_{k+1}+k+1} cit_j - (h_{k+1})^2} = \sqrt{\sum_{j=k+2}^{h_k+k+1} cit_j - (h_k)^2} \\ &= \sqrt{\left(\sum_{j=k+1}^{h_k+k} cit_j - (h_k)^2 \right) - (cit_{k+1} - cit_{h_k+k+1})} = \sqrt{(e_k)^2 - (cit_{k+1} - cit_{h_k+k+1})} \leq e_k, \end{aligned}$$

which proves the assertion (i)

Proof of (ii) and (iii). Assume that $h_{k+1} = h_k - 1$. Then

$$\begin{aligned} e_{k+1} &= \sqrt{N_h^{(k+1)} - (h_{k+1})^2} = \sqrt{\sum_{j=k+2}^{h_k+k} cit_j - (h_k - 1)^2} = \sqrt{\left(\sum_{j=k+1}^{h_k+k} cit_j - (h_k)^2 \right) - (cit_{k+1} - 2h_k + 1)} \\ &= \sqrt{(e_k)^2 - (cit_{k+1} - 2h_k + 1)}. \end{aligned}$$

Hence, if $cit_{k+1} \geq 2h_k - 1$, then $e_k \geq e_{k+1}$. Conversely, if $cit_{k+1} < 2h_k - 1$, then $e_k < e_{k+1}$. This completes the proof of proposition.

As an immediate consequence of Proposition 4.8, we obtain the following result.

Proposition 4.9. *Suppose that $e_k \geq h_k$ for some $k \in \{0, 1, \dots, p-1\}$. Then the following assertions are true.*

(i) *If $h_{k+1} = h_k$ (or equivalently, by Proposition 4.7, if $cit_{k+1+h_k} = h_k$), then $e_{k+1} < h_{k+1}$ if and only if $e_k < \sqrt{(h_k)^2 - h_k + cit_{k+1} - 1}$.*

(ii) *If $h_{k+1} = h_k - 1$ (or equivalently, by Proposition 4.7, if $cit_{k+1+h_k} < h_k$), then $e_{k+1} < h_{k+1}$ if and only if $e_k \leq \sqrt{(h_k)^2 - 4h_k - 1 + cit_{k+1}}$.*

Proof. (i) Suppose that $h_{k+1} = h_k$. Then from the proof of (i) of Proposition 4.8 and the fact that by Proposition 4.7, $cit_{k+1+h_k} = h_k$, we obtain

$$e_{k+1} = \sqrt{(e_k)^2 - (cit_{k+1} - cit_{h_k+k+1})},$$

whence it follows that the inequality $e_{k+1} < h_{k+1} = h_k$ is equivalent to the following one:

$$(e_k)^2 \leq (h_k)^2 - h_k + cit_{k+1} - 1,$$

i.e.,

$$e_k \leq \sqrt{(h_k)^2 - h_k + cit_{k+1} - 1} = \sqrt{(cit_{k+1+h_k})^2 - cit_{k+1+h_k} + cit_{k+1} - 1}.$$

(ii) Assume that $h_{k+1} = h_k - 1$. Then from the proofs of (ii) and (iii) of Proposition 4.8 we find that

$$e_{k+1} = \sqrt{(e_k)^2 - cit_{k+1} + 2h_k - 1},$$

whence it follows that the inequality $e_{k+1} < h_{k+1} = h_k - 1$ is equivalent to the following one:

$$(e_k)^2 \leq (h_k)^2 - 4h_k + cit_{k+1},$$

i.e.,

$$e_k \leq \sqrt{(h_k)^2 - 4h_k - 1 + cit_{k+1}} = \sqrt{(cit_{k+1+h_k})^2 - 4cit_{k+1+h_k} - 1 + cit_{k+1}}.$$

This completes the proof of proposition.

The “converse analogue” of Proposition 4.9 is given as follows. Since his proof is quite similar to those of of Proposition 4.9, it can be omitted.

Proposition 4.10. *Suppose that $e_k < h_k$ for some $k \in \{0, 1, \dots, p-1\}$. Then the following assertions are true.*

- (i) *If $h_{k+1} = h_k$ (or equivalently, by Proposition 4.7 if $cit_{k+1+h_k} = h_k$), then $e_{k+1} \geq h_{k+1}$ if and only if $e_k \geq \sqrt{(h_k)^2 - h_k + cit_{k+1}}$.*
- (ii) *If $h_{k+1} = h_k - 1$ (or equivalently, by Proposition 4.5, if $cit_{k+1+h_k} < h_k$), then $e_{k+1} \geq h_{k+1}$ if and only if $e_k \geq \sqrt{(h_k)^2 - 4h_k - 2 + cit_{k+1}}$.*

Remarks 4.11. From Propositions 4.9 and 4.10 we can get the recursive computational algorithm for the determination of h -defect of asymptotic normality of citations $cit_1, cit_2, \dots, cit_p$ (d), defined by Definition 4.4. Namely, if $e \geq h$ (which is equivalent to $N_{cit}(h) := N_h^{(0)} \geq 2h^2$) and $e_{k+1} < h_{k+1}$ for at least one $k \in \{0, 1, \dots, h-1\}$, then by the Case 2) of Definition 4.4, d ($0 \leq d \leq h$) is the smallest integer k such that $e_i \geq h_i$ for all $i = 0, 1, \dots, k$ and $e_{k+1} < h_{k+1}$. Such a value d is the smallest positive integer k satisfying the estimates (i) and (ii) of Proposition 4.8. Notice that the Case 2) of Definition 4.4 is satisfied for 35 researcher profiles at Scopus and Google Scholar databases which are considered in our computational results (13 among 14 researchers in Table 2 and 22 among 27 researchers in Table 5), except six researchers concerning the cases 3a) and 3b) (namely, one researcher from Table 2 and five researchers from Table 5).

The all values from Tables 2 and 5 in Subsection 5.2 can be calculated using the following two recurrence relations (see Propositions 4.9 and 4.10):

$$h_0 = h, N_h^{(0)} = N_{cit}(h); h_{k+1} = h_k \text{ if } cit_{h_k+k+1} = h_k \text{ and } h_{k+1} = h_k - 1 \text{ if } cit_{h_k+k+1} < h_k \quad (4.24)$$

and

$$N_h^{(k+1)} = N_h^{(k)} - cit_{k+1} + \delta_k cit_{h_k+k+1}, \text{ where } \delta_k = 1 \text{ if } cit_{h_k+k+1} = h_k \text{ and } \delta_k = 0 \text{ if } cit_{h_k+k+1} < h_k. \quad (4.25)$$

Remarks 4.12. S. Brown (2018) in Abstract of his paper wrote “The h -index has been considered in terms of both unrestricted integer partitions and fuzzy integrals, and the expected value of h for a given number of citations has been estimated. However, the distribution of h as a function of both the number of citations and the number of papers has not been considered explicitly. Using Durfee squares determined from restricted integer partitions, it is shown that for a small number of papers the expected value of h -index estimated from the unrestricted partitions of the number of citations is unreliable. Despite this, it is confirmed that the distribution of his asymptotically normal. This means that h -indices should be considered in the context of the number of publications unless that number is large.”

Brown (2018) pointed out that for any combination of p published papers and N_{cit} citations, a range of values of the h -index is possible. Brown (2018) noticed that if, as is often the case, p is much smaller than N_{cit} , then the use of unrestricted partitions ($p \leq N_{cit}$) to estimate the distribution of h is inappropriate and this discrepancy grows as (N_{cit}/p) increases. Brown (2018) proposed the empirical approximation of the 95% confidence interval for the h -index as

$$(0.54\sqrt{N_{cit}} - 1.96(0.57 + 0.045\sqrt{N_{cit}}), 0.54\sqrt{N_{cit}} + 1.96(0.57 + 0.045\sqrt{N_{cit}})). \quad (4.26)$$

Brown (2018) observed that for small value of N_{cit} , the distribution of h is not normal, but as N_{cit} increases (for moderate $p = 100$) from 200 a normal distribution provides an increasingly good approximation (based on the Anderson-Darling normality test). The distributions of h for $N_{cit} = 100$ with $p = 6, 8, 10, 20$ and for $N_{cit} = 200, 400, 600, 1000$ with $p = 100$ are presented in Figures 5 and 6 in Brown (2018), respectively.

Note that the confidence interval given by (4.26) is used for giving our computational results presented in Table 8.

Remarks 4.13. Yong (2014) observed that the h -index is not a good predictor of winners of the Fields Medal in Mathematics. In particular, Yong (2014) considered Terence Tao’s Google Scholar profile. Since he has 30053 citations, the “rule of thumb” predicts his h -index is 93.6. This is far from his actual h -index of 65 (cf. with recent Tao’s Google Scholar’s and Scopus’ indices, which are equal $h = 106$, $h_{NA} = 162.3$ in Google Scholar database and $h = 70$ and $h_{NA} = 116.981$ in Scopus database, which is presented in Table 5 of Subsection 5.2 and in Tables A2 and A4 in Appendix). Notice that the ratios of these three pairs of Tao’s indices are $93.6/65 = 1.44$, $162.3/106 = 1.531$ and $116.981/70 = 1.67$, respectively. Yong (2014) observed that his top five citations (joint with E. Candes on compressed sensing) are applied. Removing the papers on this topic leaves 13942 citations his new estimate is

therefore $h_{NA} = 63.7$ and his revised h -index is 61.16, and so $h_{NA}/h = 63.7/61.16 = 1.042$. Notice that Tao's Google Scholar's and Scopus' h -defects of asymptotic normality of his citations (by Definition 4.4) are recently equal to 14 and 7, respectively (see Table 5).

But in a subfield of physics, Lehmann et al. (2006) concluded that the h -index was inferior to the mean number of citations per paper as indicator of scientific quality.

Recently, Mahmoudi et al. (2021) proposed a statistical approach to model the h -index based on the total number of citations and the duration from the publishing of the first article. Namely, this research deals with a practical approach to model the h -index based on the total number of citations (N_{cit}) and the duration from the publishing of the first article (D_1). The obtained computational results indicated that both N_{cit} and D_1 had a significant effect on h (with $p < 0.001$) and the authors of this paper estimated the h -index as a function of N_{cit} and D_1 by the following approximate estimates: $h \approx h(N_{cit}) = 0.600(N_{cit})^{0.476}$ and $h \approx h(D_1) \approx 0.667(D_1)^{1.041}$, which is similar to the approximate estimates (3.3), $h \approx h(N_{cit}) = 0.544(N_{cit})^{0.5}$ proved by Canfield, Corteel and Savage (1998). Using multiple nonlinear regression, Mahmoudi et al. (2021) also estimated the h -index as a function of two variables N_{cit} and D_1 .

Notice also that by Glänzel-Schubert model (Schubert and Glänzel, 2007) there is a strong correlation between the h -index and $(N_{cit}/N_p)^{a/(1+a)}$, where N_p is the total number of publications and the constant a is related to the Lotka exponent in the Lotkaian framework (see Radicchi and Castellano, 2013 and Schubert and Glänzel, 2007). Furthermore, Radicchi and Castellano (2013) proposed the approximations $h \approx (N_{cit})^{0.42}$ and $h \approx (N_{cit})^{0.41}(N_p)^{0.18}$. Spruit (2012) proposed the approximation $h \approx 0.5(\sqrt{N_{cit}} + 1)$. Considering the dataset of 255 physicists, Redner (2012) proposed the approximation $\sqrt{N_{cit}}/(2h) \approx 1.045$. Furthermore, considering the dataset of 147 university chemistry research groups in the Netherlands, van Raan (2005) found the approximation $h \approx 0.42(N_{cit})^{0.45}$.

5. Computational results and discussion

In order to estimate the total number of citations of a researcher using his h -index and his h -core, we propose the methods given in Subsection 5.1. In Subsection 5.2 we refine these methods by using additionally a relatively small number of citations from the tail. Computational results are presented for 14 leading experts in Scientometrics (Tables 1-4) and for some other 27 scientists (Tables 5-7).

The researchers whose bibliometric indicators and indices are calculated in Subsections 5.1 and 5.2, using their Scopus (S) and Google Scholar profiles (GS) are:

1) (Tables 1-4 and Table 8). Scopus profiles of 14 Price awardees/leading experts in Scientometrics (February 21 2023).

Leot Leydesdorff (S), Wolfgang Glänzel (S), Henk Moed (S), Anthony Van Raan (S), Ronald Rousseau (S), Andras Schubert (S), Ben Martin (S), Francis Narin (S), Eugene Garfield (S), Tibor Braun (S), Henry Small (S), Leo Egghe (S), Peter Ingwersen (S), Howard D. White (S).

2) (Tables 5-7 and Table 8). 27 research profiles at Google Scholar (GS) and Scopus (S) databases of 24 researchers from various scientific fields, on April-June 2023 (which include 24 different researchers, with being considered both Scopus and Google Scholar profiles for Paul Erdős, Terence Tao and George Andrews).

Sigmund Freud (GS, June 26, Neurology, Psychology, Psychopatology), H. Jihn Kim (GS, May 26, High energy physics, astro-particle physics, scintillator), Ronald C. Kessler (GS, May 24, Psychiatric Epidemiology), Albert Einstein (GS, May 21, Physics), Paul Erdős (GS, April 20, Number Theory, Combinatorics, Probability, Set Theory, Mathematical Analysis), Terence Tao (GS, April 20, Mathematical analysis, Combinatorics, Random Matrix Theory, PDE, Number theory), L. Leydesdorf (GS, May 24, Bibliometrics and Scientometrics), Christian G. Meyer (GS, Infectious diseases), Terence Tao (S, May 20, Mathematical analysis, Combinatorics, Random matrix theory, PDE, Number theory), George Andrews (GS, May 05, Mathematical analysis, Combinatorics, Number theory), Michael McAleer (GS, May 27, Economics, Econometrics, Financial economics, Financial econometrics), Jorge E. Hirsch (S, May 23, Physics, Supercodutivity, Ferromagnetism), Paul Erdős (S, April 21, Number theory, Combinatorics, Probability, Set theory, Mathematical analysis), Frank. T. Edelman (May 27, GS, Inorganic chemistry), Carl Friedrich Gauss (GS, May 28, Mathematics), George Andrews (S, May 23, Mathematical analysis, Combinatorics, Number theory), Stratos Papadimitrou (GS, May 27, Transportation, Maritime logistics), Doron Zeilberger (S, May 23, Combinatorics, Hypergeometric identities, Symbolic computation), Irena Orović (GS, May 27, Signal processing, Multimedia signals and systems, Compressive sensing, Time-frequency signal analysis), Carla. D. Savage (GS, June 3, Algorithms, Combinatorics), Velibor Spalević (GS, May 25, Sediment yield, Soil erosion modeling, Erosion, Watershed management, IntErO), Parisa Ziarati (GS, June 26, Toxicology, Green chemistry, Enviromental chemistry, Inorganic chemistry), Alexander Yong (GS, May 23, Combinatorics, Algebraic geometry, Representation theory), David Kalaj, (GS, May 23, Complex analysis), Petar Vukoslavčević (GS, May 28, Mechanical engineering, Measurement, Turbulent flow, Boundary layer, Applied Mathematics), Katarina Monkova (S, May 23, Mechanical engineering), Ljuben R. Mutafchiev (GS, June 3, Random combinatorial structures).

Notice that H. Jihn Kim ($h=338$, GS, High energy physics, Astro-particle physics, Scintillator) and Ronald C. Kessler ($h=328$, GS, Psychiatric Epidemiology) (Table 5) have recently the highest h -index in the Google Scholar database. Moreover, in the Google Scholar database Sigmund Freud (Neurology, Psychology, Psyhopatology) has the h -index equal to **288** and the total number of his citations is **643730**.

5.1. The estimates of total number of citations of a researcher using only his h -index and his h -core

We recall the following notions, notations and expressions presented in Table 1.

p - the total number of publications; $N_{cit} = \sum_{j=1}^p cit_j$, - the total number of citations of a considered researcher; the h -index (the expression (1.2); $N_{cit}(h) = \sum_{j=1}^h cit_j$ - the total number of citations into h -core; $h_{NA} = 0.5404446 \sqrt{N_{cit}}$ - the normal approximation of h -index (the expression (3.3)); $r = \lfloor 2N_{cit}(h)/(h(h+1)) \rfloor - 1$ (the expression (1.11)); $e = \sqrt{N_{cit}(h) - h^2} = \sqrt{\sum_{j=1}^h cit_j - h^2}$ (the

expression (1.7)); $q = 2N_{cit}(h)/h^2 - 1$ (the expression (4.6) with $k = 0$); the interval $I = I_0 = (a, b) = \left((1.85032828(1 - q/e)h)^2, (1.85032828(1 + q/e)h)^2 \right)$ (the expression (4.8) with $k = 0$). Then the mean of the interval I is equal to

$$\bar{I} = 3.42371438 \left(1 + \left(\frac{q}{e} \right)^2 \right) h^2. \quad (5.1)$$

Here we also consider the interval $I(q)$ defined as

$$I(q) = (a', b') = \left(\left(1.85032828 \left(1 - \frac{q}{e} \right) (h + q) \right)^2, \left(1.85032828 \left(1 + \frac{q}{e} \right) (h + q) \right)^2 \right), \quad (5.2)$$

whose mean is equal to

$$\overline{I(q)} = 3.42371438 (1 + (q/e)^2) (h + q)^2, \quad (5.3)$$

and the interval $I(r)$ defined as

$$I(r) = (a'', b'') = \left(\left(3.42371438 \left(1 - \frac{r}{e} \right) (h + r) \right)^2, \left(3.42371438 \left(1 + \frac{r}{e} \right) (h + r) \right)^2 \right), \quad (5.4)$$

whose mean is equal to

$$\overline{I(r)} = 3.42371438 (1 + (r/e)^2) (h + r)^2. \quad (5.5)$$

Recall that after Figure 1 in Section 4 we defined the ratio q' as

$$q' = \frac{N_{cit}(h)}{h^2}. \quad (5.6)$$

Note that $q' \leq q$.

Define the shorter interval $I(q')$ than the interval $I(q)$ as

$$I(q') = (a''', b''') = \left(\left(1.85032828 \left(1 - \frac{q'}{e} \right) (h + q') \right)^2, \left(1.85032828 \left(1 + \frac{q'}{e} \right) (h + q') \right)^2 \right), \quad (5.7)$$

whose mean is equal to

$$\overline{I(q')} = 3.42371438 \left(1 + \left(\frac{q'}{e} \right)^2 \right) (h + q')^2. \quad (5.8)$$

We also denote the relative errors of \bar{I} , $\overline{I(r)}$, $\overline{I(q)}$ and $\overline{I(q')}$ as $\delta_1 = (\bar{I} - N_{cit})/N_{cit}$, $\delta_2 = (\overline{I(r)} - N_{cit})/N_{cit}$, $\delta_3 = (\overline{I(q)} - N_{cit})/N_{cit}$ and $\delta_4 = (\overline{I(q')} - N_{cit})/N_{cit}$, respectively.

Recall that the all calculations in this paper are made using the software *Wolfram Mathematica* 11.

Using data of Table A1 from Appendix (the reduced Table A2 in Meštrović and Dragović, 2023) and the above notions, notations and the expressions, we obtain the following Table 1.

Table 1. Price awardees data (bases on Scopus, February 21 2023). The bibliometric indicators and indices.

Researcher	L. Leydesdorff	W. Glänzel	H.F. Moed	A.F.J. Van Raan	R. Rousseau	A. Schubert	B. Martin
N_p^+	406	258	127	124	295	141	85
N_{cit}	25005	11766	7606	8308	8053	7587	7598
h	79	61	49	48	43	42	38
h/N_p^+	0.195	0.236	0.386	0.387	0.146	0.298	0.447
$N_{cit}(h)$	17360	8049	6351	6833	5203	6359	7048
$N_{cit}(h)/h$	219.747	131.95	129.612	142.235	121	151.140	185.48
$N_{cit}(h)/N_{cit}$	0.694	0.684	0.835	0.822	0.646	0.838	0.928
h_{NA}	85.461	58.623	47.133	49.260	48.499	47.074	47.108
h_{NA}/h	1.0818	0.9610	0.9619	1.0263	1.1279	1.1208	1.2397
q	4.563	3.326	4.290	4.931	4.628	6.210	8.762
e	105.447	65.788	62.849	67.298	57.914	67.786	74.860
e/h	1.335	1.079	1.283	1.402	1.347	1.614	1.970
q/e	0.043	0.051	0.0683	0.073	0.080	0.093	0.130
I	(19558.16; 23256.68)	(11484.07; 14060.34)	(7136.42; 9380.86)	(6774.63; 9086.55)	(5359.12; 7382.63)	(4983.55; 7196.69)	(3854.27; 6168.88)
$N_{cit} \in I$	No	Yes	Yes	Yes	No	No	No
\bar{I}	21407.42	12772.20	8258.64	7930.59	6370.88	6090.12	5011.58
δ_1	-0.144	0.086	0.086	0.045	-0.2088	-0.197	-0.340
$h_q := h+q$	83.563	64.326	53.290	52.931	47.628	48.210	46.762
h_{NA}/h_q	1.023	0.911	0.884	0.931	1.018	0.976	1.007
$I(q)$	(21882.74; 26020.85)	(12770.53; 15635.41)	(8440.72; 11095.38)	(8238.03; 11049.35)	(6574.78; 9057.30)	(6566.21; 9482.18)	(5836.61; 9341.68)
$N_{cit} \in I(q)$	Yes	No	No	Yes	Yes	Yes	Yes
$\bar{I}(q)$	23951.80	14202.97	9768.05	9643.69	7816.04	8024.20	7589.15
δ_2	-0.070	0.207	0.284	0.161	-0.029	0.058	-0.001
r	4	3	4	4	4	6	8
$h+r$	83	64	53	52	47	48	46
$h_{NA}/(h+r)$	1.030	0.916	0.889	0.947	1.032	0.981	1.024
r/e	0.038	0.046	0.064	0.060	0.069	0.089	0.107
$I(r)$	(21827.50; 25412.56)	(12763.04; 15343.37)	(8425.60; 10887.61)	(8180.13; 10401.98)	(6555.30; 8642.69)	(6546.62; 9354.83)	(5777.18; 8877.86)
$N_{cit} \in I(r)$	Yes	No	No	Yes	Yes	Yes	Yes
$\bar{I}(r)$	23620.03	14053.21	9656.61	9291.06	7599.00	7950.73	7327.52
δ_3	-0.055	0.194	0.270	0.118	-0.057	0.048	-0.036
$q' := N_{cit}(h)/h^2$	2.782	2.163	3.16785	3.6059	4.35533	4.30102	5.26177
q'/e	0.0264	0.03288	0.05040414	0.05358109	0.075203405	0.06345	0.0698127
$h'_q := h+q'$	81.782	63.163	52.168	51.606	47.356	46.301	43.262
h_{NA}/h'_q	0.957	0.928	0.903	0.955	1.024	1.017	1.089
$I(q')$	(21706.44; 24122.62)	(12775.67; 14572.12)	(8402.02; 10280.61)	(8167.04; 10121.24)	(6566.59; 8876.24)	(6734.56; 8683.24)	(5544.36; 7333.75)
$N_{cit} \in \bar{I}(q')$	No	No	No	Yes	Yes	Yes	No
$\bar{I}(q')$	22914.53	13673.90	9341.315	9144.14	7721.42	7708.9	6439.06
δ_4	-0.084	0.162	0.228	0.101	-0.041	0.016	-0.153

Table 1 -Continued. Price awardees data (bases on Scopus, February 2023). The bibliometric indicators and indices.

Researcher	F. Narin	E. Garfield	T. Braun	H. Small	L. Egghe	P. Ingwersen	H.D. White
N_p^+	64	106	216	57	211	88	37
N_{cit}	7209	11515	5680	7693	5640	3606	2399
h	38	37	37	34	30	27	19
h/N_p^+	0.594	0.349	0.171	0.597	0.142	0.307	0.514
$N_{cit}(h)$	6823	10509	3566	7471	3995	2952	2332
$N_{cit}(h)/h$	179.553	284.027	153.514	219.735	133.167	109.333	122.737
$N_{cit}(h)/N_{cit}$	0.946	0.913	0.628	0.971	0.708	0.819	0.972
h_{NA}	45.887	57.994	40.731	47.402	40.587	32.454	26.471
h_{NA}/h	1.208	1.568	1.101	1.394	1.353	1.211	1.393
q	8.450	14.353	4.210	11.926	7.878	7.099	11.920
e	73.342	95.603	46.872	79.467	55.633	47.149	44.396
h	38	37	37	34	30	27	19
e/h	1.930	2.584	1.267	2.337	1.854	1.746	2.337
q/e	0.115	0.150	0.090	0.150	0.142	0.151	0.268
I	(3870.2; 6148.67)	(3385.36; 6200.06)	(3882.90; 5566.85)	(2859.02; 5234.89)	(4015.81; 2270.45)	(1800.88; 3304.06)	(669.45; 1974.80)
$N_{cit} \in I$	No	No	No	No	No	No	No
\bar{I}	5009.47	4792.71	4724.88	4046.96	3143.13	2552.47	1322.13
δ_1	-0.305	-0.584	-0.168	-0.474	-0.443	-0.292	-0.449
$h_q := h+q$	46.450	51.353	41.219	45.926	37.878	34.099	30.920
h_{NA}/h_q	0.988	1.129	0.988	1.032	1.072	0.954	0.856
$I(q)$	(5782.90; 9187.24)	(6521.28; 11943.29)	(4818.90; 6908.78)	(5216.46; 9551.40)	(3619.47; 6401.84)	(2872.37; 5269.91)	(1751.52; 5266.87)
$N_{cit} \in I(q)$	Yes	Yes	Yes	Yes	Yes	Yes	Yes
$\bar{I}(q)$	7485.07	9232.29	5863.84	7383.93	5010.66	4071.14	3509.19
δ_2	0.038	-0.198	0.032	-0.040	-0.112	0.129	0.463
r	8	13	4	11	7	6	11
e	73.342	95.603	46.872	79.467	55.633	47.149	44.396
h_{NA}	45.887	57.994	40.731	47.402	40.587	32.454	26.471
$h+r$	46	50	41	45	37	33	30
$h_{NA}/(h+r)$	0.998	1.160	0.993	1.053	1.097	0.983	0.882
r/e	0.109	0.136	0.085	0.138	0.126	0.127	0.248
$I(r)$	(5750.33; 8911.26)	(6389.78; 11045.32)	(4814.88; 6779.47)	(5146.50; 8985.23)	(3581.77; 5940.77)	(2839.87; 4737.73)	(1743.58; 4797.44)
$N_{cit} \in I(r)$	Yes	No	Yes	Yes	Yes	Yes	Yes
$\bar{I}(r)$	7330.80	8717.55	5797.18	7065.87	4761.27	3788.80	3270.51
δ_3	0.017	-0.243	0.021	-0.082	-0.156	0.051	0.363
$q' := N_{cit}(h)/h^2$	4.725	7.676	2.605	6.463	4.439	4.050	6.460
e	73.342	95.603	46.872	79.467	55.633	47.149	44.396
q'/e	0.064	0.080	0.056	0.081	0.080	0.086	0.146
$h'_q := h+q'$	42.725	44.676	39.605	40.463	34.439	31.049	25.460
h_{NA}/h'_q	1.074	1.298	1.028	1.171	1.179	1.045	1.040
$I(q')$	(5470.41; 7080.98)	(5780.31; 7975.14)	(4788.34; 5985.49)	(4730.77; 6554.26)	(3438.51; 4734.49)	(2758.07; 3891.98)	(1620.42; 2912.08)
$N_{cit} \in \bar{I}(q')$	No	No	Yes	No	No	Yes	Yes
$\bar{I}(q')$	6275.70	6877.73	5386.92	5642.52	4086.5	3325.03	2266.25
δ_4	-0.129	-0.403	-0.052	-0.267	-0.275	-0.078	-0.055

From Table 1 we see that the estimates $|h_{NA}/h_q - 1| < 0.1$ and $|h_{NA}/h'_q - 1| < 0.1$ are true for 11 scientists. Moreover, the values of $|\delta_1|$ are greater than 0.1 for 11 researchers (L. Leydesdorff, R. Rousseau, A. Schubert, B. Martin, F. Narin, E. Garfield, T. Braun, H. Small, L. Egghe, P. Ingwersen and H.D. White). Also, the values $|\delta_2|$ are greater than 0.1 for seven researchers (W. Glänzel, H.F. Moed, A.F.J. Van Raan, E. Garfield, L. Egghe, P. Ingwersen and H.D. White). Moreover, the values $|\delta_3|$ are greater than 0.1 for nine researchers (W. Glänzel, H.F. Moed, A.F.J. Van Raan, E. Garfield, L. Egghe, P. Ingwersen and H.D. White). The values $|\delta_4|$ are greater than 0.1 for seven researchers (W. Glänzel, H.F. Moed, A.F.J. Van Raan, F. Narin, E. Garfield, H. Small and L. Egghe). The smallest values of $|\delta_1|$, $|\delta_2|$, $|\delta_3|$ and $|\delta_4|$ of Table 1 are 0.045 (A.F.J. Van Raan), 0.001 (B. Martin), 0.017 (F. Narin) and 0.016 (A. Schubert), respectively. The ratio h_{NA}/h is the biggest for E. Garfield ($h_{NA}/h = 1.568$), who published his last work in 2016, one year before his death (with the title ‘‘Citation indexes from the Science Citation Index to the Web of Science’’).

5.2. The estimates of total number of citations of a researcher using his h -core and a relatively small number of citations from the tail

We recall the following notions, notations and expressions presented in Tables 2 and 3.

N_{cit} - the total number of citations; $N_{cit}(h) = \sum_{j=1}^h cit_j$ - the total number of citations into h -core; $h_{NA} = 0.5404446\sqrt{N_{cit}}$ - the normal approximation of h -index (the expression (3.3)); d the h -defect of asymptotic normality of citations $cit_1, cit_2, \dots, cit_p$ (Definition 4.4); h_d - and h_{d+1} - the shifted h -indices of order d and $d+1$, respectively (Definition 4.2); $N_h^{(0)} = N_{cit}(h) = \sum_{j=1}^h cit_j$ ((4.3) of

Definition 4.2); $N_h^{(d)} = \sum_{j=d+1}^{d+h_d} cit_j$ ((4.3) of Definition 4.2); $N_h^{(d+1)} = \sum_{j=d+2}^{d+1+h_{d+1}} cit_j$ ((4.3) of Definition 4.2);

$N_{cit}^{(0)} = N_{cit} = \sum_{j=1}^p cit_j$ ((4.4) of Definition 4.2); $N_{cit}^{(d)} = \sum_{j=d+1}^p cit_j$ ((4.4) of Definition 4.2);

$N_{cit}^{(d+1)} = \sum_{j=d+2}^p cit_j$ ((4.4) of Definition 4.2);

$$h_{NA}^{(0)} = h_{NA} = \sqrt{6 \ln 2 / \pi} \sqrt{N_{cit}^{(k)}} = 0.5404446394667307 \sqrt{N_{cit}} \quad (\text{the expression (3.3)});$$

$$h_{NA}^{(d)} = \sqrt{6 \ln 2 / \pi} \sqrt{N_{cit}^{(d)}} = 0.5404446394667307 \sqrt{N_{cit}^{(d)}} \quad (\text{the expression (3.3)});$$

$$h_{NA}^{(d+1)} = \sqrt{6 \ln 2 / \pi} \sqrt{N_{cit}^{(d+1)}} = 0.5404446394667307 \sqrt{N_{cit}^{(d+1)}} \quad (\text{the expression (3.3)});$$

$$e_d = \sqrt{N_h^{(d)} - (h_d)^2} = \sqrt{\sum_{j=d+1}^{d+h_d} cit_j - (h_d)^2}, \quad e_{d+1} = \sqrt{N_h^{(d+1)} - (h_{d+1})^2} = \sqrt{\sum_{j=d+2}^{d+1+h_{d+1}} cit_j - (h_{d+1})^2} \quad ((4.5))$$

from Definition 4.2);

$$q_d = \frac{2N_h^{(d)}}{(h_d)^2} - 1, \quad q_{d+1} = \frac{2N_h^{(d+1)}}{(h_{d+1})^2} - 1 \quad ((4.6) \text{ from Definition 4.2});$$

J_d (the interval (4.9) from Definition 4.3)); \overline{J}_d (the mean of interval J_d , (4.11) from Definition 4.5);

J_{d+1} (the interval (4.9) from Definition 4.3)); \overline{J}_{d+1} (the mean of interval J_{d+1} , (4.11) from Definition 4.3);

$A := (\overline{J}_d + \overline{J}_{d+1})/2$ (4.11) from Definition 4.5);

$\alpha_d, \alpha_{d+1}, \beta_d, \beta_{d+1}, B', B'', B$ (Definition 4.6);

the interval (B', B'') if $B' \leq B''$ or (B'', B') if $B'' \leq B'$;

the absolute errors $\Delta_A := N_{cit} - A$ and $\Delta_B = N_{cit} - B$;

the relative errors $\delta_d := (N_{cit} - \overline{J}_d)/N_{cit}$, $\delta_A = (N_{cit} - A)/N_{cit}$ and $\delta_B = (N_{cit} - B)/N_{cit}$.

Using data of Table A1 and the above notions, notations and expressions, we obtain the following Table 2.

Table 2. Price awardees data (bases on Scopus, February 2023). The extended bibliometric indicators and indices

Researcher	L. Leydesdorff	W. Glänzel	H.F. Moed	A.F.J. Van Raan	R. Rousseau	A. Schubert	B. Martin
N_p^+	406	258	127	124	295	141	85
N_{cit}	25005	11766	7606	8308	8053	7587	7598
h	79	61	49	48	43	42	38
Case of Definition 4.4	2)	2)	2)	2)	2)	2)	2)
d (the h - defect of AN)	3	2	5	14	2	9	20
h_d	78	59	44	39	42	36	23
$h_d + d$	81	61	50	53	44	45	43
$(h_d + d) / h$	1.025	1.000	1.020	1.104	1.023	1.071	1.132
$(h_d + d) / N_p^+$	0.200	0.240	0.394	0.427	0.149	0.319	0.506
$N_{cit}(h)$	17360	8049	6351	6833	5203	6359	7048
$N_h^{(d)}$	12284	7066	3998	3049	3711	2592	1093
$N_{cit}^{(d)}$	19850	10783	5161	4463	6519	3707	1496
$h_{NA}^{(d)}$	76.1433	56.12	38.826	35.485	43.636	32.905	20.903
$h_{NA}^{(d)} / h_d$	0.976	0.920	0.863	0.910	1.039	0.914	0.909
e_d	78.740	59.875	45.409	39.090	44.125	36.000	23.785
q_d	3.038	3.060	3.130	3.009	3.160	3.000	3.132
q_d / e_d	0.039	0.051	0.069	0.077	0.072	0.083	0.132
J_d	(24405.9, 27623.3)	(11714, 14150.1)	(8191.0, 10018.6)	(8747.6, 10351.1)	(6739.4, 10003.4)	(7608.4, 9087.5)	(7446.9, 8422.4)
$N_{cit} \in J_d$	Yes	Yes	No	No	Yes	No	Yes
$\overline{J_d}$	26015.9	12932.1	9104.8	9549.4	8371.4	8348.0	7944.7
β_d	0.740	0.875	1	0.090	1	0	0.749
α_d	0.260	0.125	0	0.910	0	1	0.251
$\delta_d = (N_{cit} - \overline{J_d}) / N_{cit}$	-0.040	-0.058	-0.197	-0.149	0.056	0.0028206	0.077
h_{d+1}	78	59	44	39	42	36	23
$N_h^{(d+1)}$	11882	6708	3794	2938	3275	2477	1048
$N_{cit}^{(d+1)}$	19371	10366	4913	4161	6041	3556	1428
e_{d+1}	76.151	56.807	42.942	37.643	38.8716	34.366	22.782
q_{d+1}	2.906	2.85406	2.919	2.863	2.71315	2.822	2.962
q_{d+1} / e_{d+1}	0.038	0.050	0.068	0.076	0.070	0.082	0.130
J_{d+1}	(24904.3, 28084.2)	(12150.5; 14545.6)	(8453.9; 10249.6)	(8592.4; 10176.8)	(7231.8, 8923.9)	(7769.2; 9226.9)	(7540.8; 8482.8)
$N_{cit} \in J_{d+1}$	Yes	No	No	No	Yes	No	Yes
$\overline{J_{d+1}}$	26496.3	13348.0	9351.8	9384.6	8077.9	8498.0	8011.8
β_{d+1}	0	0	0.105	1	1	1	0.782
α_{d+1}	1	1	0.895	0	0	0	0.218
$A := (\overline{J_d} + \overline{J_{d+1}}) / 2$	26255.1	12900.6	9228.3	9467.0	8224.7	8423	7978.2
$\Delta_A := N_{cit} - A$	-1250.1	-1134.55	-1622.3	-1159.0	-171.7	-836	-380.2
$\delta_A = (N_{cit} - A) / N_{cit}$	-0.050	-0.096	-0.213	-0.140	-0.021	-0.110	0.050
(B'', B') or (B', B'')	(24894.3, 26.787.7)	(12150.5, 13847.1)	(9213.9, 10061.9)	(8592.4, 8891.3)	(7237.8, 10003.4)	(7608.4, 7769.2)	(7746.5, 8177.6)
$N_{cit} \in (B', B'')$	Yes	No	No	No	Yes	No	No
Or $N_{cit} \in (B'', B')$							
$B := (B + B') / 2$	25846.0	12998.8	9637.9	9056.2	8620.6	7688.8	7964.4
$\Delta_B := N_{cit} - B$	-841	-1232.8	-2031.9	-748.2	-567.6	-101.8	-366.4
$\delta_B = (N_{cit} - B) / N_{cit}$	0.034	-0.105	-0.267	-0.090	-0.070	-0.013	-0.048

Table 2 -Continued. Price awardees data (bases on Scopus, February 2023). The extended bibliometric indicators and indices.

Researcher	F. Narin	E. Garfield	T. Braun	H. Small	L. Egghe	P. Ingwersen	H.D. White
N_p^+	64	106	216	57	211	88	37
N_{cit}	7209	11515	5680	7693	5640	3606	2399
h	38	37	37	34	30	27	19
Case of Definition 4.4	2)	2)	2)	2)	2)	2)	1a)
d (the h - defect of AN)	23	25	4	23	4	6	0
h_d	21	21	34	17	29	25	19
$h_d + d$	44	46	38	40	33	31	19
$(h_d + d) / h$	1.158	1.243	1.027	1.176	1.222	1.148	1.000
$(h_d + d) / N_p^+$	0.688	0.434	0.176	0.702	0.375	0.352	0.051
$N_{cit}(h)$	6823	10509	3566	7471	3995	2952	2332
$N_h^{(d)}$	921	901	2378	599	1702	1259	2332
$N_{cit}^{(d)}$	1132	1682	4456	705	3259	1798	2399
$h_{NA}^{(d)}$	18.183	22.165	36.077	14.350	30.853	22.916	26.471
$h_{NA}^{(d)} / h_d$	0.866	1.055	1.061	0.844	1.064	0.888	1.393
e_d	21.909	21.448	34.957	17.607	29.343	25.179	44.396
q_d	3.177	3.086	3.114	3.145	3.048	3.029	11.920
q_d / e_d	0.145	0.144	0.089	0.179	0.104	0.120	0.268
J_d	(7180.7, 8056.5)	(10939.5, 11808.6)	(4508.1, 5918.4)	(7655.5, 8362.6)	(4693.3, 5889.5)	(3454.0, 4483.6)	(661.4, 1988.8)
$N_{cit} \in J_d$	Yes	Yes	Yes	Yes	Yes	Yes	No
\overline{J}_d	7618.6	11374.1	5213.3	8009.1	5291.4	3968.8	1325.1
β_d	0.909	0.448	0.957	0.607	0.657	0.179	-
α_d	0.091	0.552	0.043	0.393	0.343	0.821	-
$\delta_d = (N_{cit} - \overline{J}_d) / N_{cit}$	-0.057	0.012	0.082	-0.041	0.062	-0.101	0.448
h_{d+1}	21	21	34	17	28	24	19
$N_h^{(d+1)}$	874	849	2261	559	1549	1104	1322
$N_{cit}^{(d+1)}$	1064	1609	4305	648	3106	1653	1303
e_{d+1}	20.809	20.199	33.242	16.432	27.659	22.978	31.000
q_{d+1}	2.964	2.850	2.912	2.869	5.503	2.833	6.324
q_{d+1} / e_{d+1}	0.142	0.141	0.087	0.175	0.199	0.123	0.204
J_{d+1}	(7255.4; 8115.6)	(11019.8; 11872.0)	(4659.1; 6069.4)	(7719.1; 8410.1)	(4256.4; 6392.5)	(3468.7; 4441.4)	(1818.8; 2810.7)
$N_{cit} \in J_{d+1}$	No	Yes	Yes	No	Yes	Yes	Yes
\overline{J}_{d+1}	7685.5	11445.9	5364.2	8064.6	5324.4	3955.1	2314.8
β_{d+1}	0.809	0.199	0.242	0.432	0.659	1	-
α_{d+1}	0.191	0.801	0.758	0.568	0.341	0	-
$A := (\overline{J}_d + \overline{J}_{d+1}) / 2$	7652.1	11410.0	5288.8	8036.9	5307.9	3962.0	1820.0
$\Delta_A := N_{cit} - A$	-443.05	105.0	391.3	-343.3	332.08	-356	-579.0
$\delta_A = (N_{cit} - A) / N_{cit}$	-0.061	0.009	0.069	0.045	0.059	-0.099	-0.241
(B'', B') or (B', B'')	(7420.0, 7976.7)	(11328.5, 11700.5)	(5728.1, 5857.9)	(8046.6, 8111.8)	(5479.2, 5662.3)	(3638.7, 3468.7)	-
$N_{cit} \in (B', B'')$ or $N_{cit} \in (B'', B')$	No	Yes	No	No	Yes	Yes	-
$B := (B + B') / 2$	7698.4	11515.45	5793.0	8098.2	5570.8	3553.7	2399.75
$\Delta_B := N_{cit} - B$	-489.4	-0.45	-113	-405.2	69.2	52.3	-0.75
$\delta_B = (N_{cit} - B) / N_{cit}$	-0.068	-0.000004	-0.020	-0.053	0.012	-0.015	-0.000313

From Table 2 we see that the value $(h_d + d)/N_p^+$ is the smallest for H.D. White (0.051) and it is largest for H. Small (0.737). From Table 2 we also see that the case 2) of Definition 4.4 refers to 13 Price awardees, except H.D. White for which refers the case 1a) of Definition 4.4. Moreover, the h -defect of asymptotic normality of citations $cit_1, cit_2, \dots, cit_p$, denoted as d , is greatest for E. Garfield ($d = 25$), and then for H. Small ($d = 23$), F. Narin ($d = 23$), B. Martin ($d = 20$) and A.F.J. Van Raan ($d = 14$).

The case 2) of Definition 4.4 refers to 13 researchers except H.D. White for which $e_k > h_k$ for all $k = 0, 1, \dots, h-1 = 18$ (the case 1a) of Definition 4.4). Also, the equality $h_d + d = h$ holds for W. Glänzel and H.D. White. The estimate $|h_{NA}^{(d)}/h - h_d| < 0.1$ is satisfied for 9 researchers. The relative errors $|\delta_d| = |(N_{cit} - \overline{J}_d)/N_{cit}|$ are less than 0.1 for 10 researchers, while for A. Schubert this value is the smallest and equal to **0.0028206**. Also, the relative errors $|\delta_A| = |(N_{cit} - A)/N_{cit}|$ are less than 0.1 for 10 researchers, while for E. Garfield this value is the smallest and equal to **0.009**. The relative errors $|\delta_B| = |(N_{cit} - B)/N_{cit}|$ are less than 0.1 for 12 researchers (except W. Glänzel and H.F. Moed), while for H.D. White this value is the smallest and equal to 0.002. **The smallest value of $|\delta_B|$ has E. Garfield, which is equal to the incredibly value 0.000004 close to 0 (with the surprisingly absolute value $\Delta_B := N_{cit} - B = -0.45$), and after him follows H.D. White whose $|\delta_B|$ value is 0.000313 (with the surprisingly small absolute value $\Delta_B := N_{cit} - B = -0.75$).**

Generally, it seems that among all the estimates of N_{cit} from Tables 1 and 2, the estimate $B := (B' + B'')$ from Table 2 could be considered as the best approximation of N_{cit} . Namely, from Table 2 we see that the inequality $|\delta_B| < |\delta_A|$ is satisfied for 11 researchers.

Supposing that each partition of N_{cit} is chosen with equal probability, Yong (2014) presented the confidence intervals for h -index, as a function of N_{cit} whose value vary between 50 and 10000 (Table 1 in Yong, 2014). Notice that theory concerning the asymptotics of these uniform random partitions was largely developed by Vershik et al. (see Su, 2008, pp. 44–79).

Using data of Table 1 in Yong (2014) and the above Table 2, we obtain the following two tables. Recall that the first two rows of Tables 3 and 4 are taken from Table 1 in Yong (2014).

From Table 3 we see that $h \in C$ is satisfied for six Price awardees. The estimates $1 \leq h/\overline{C} < 1.15$ is true for three Price awardees (with the highest h -indices), while the estimates $0 < 1 - h_d/\overline{C}_d < 0.11$ is true for three Price awardees.

Table 3. The confidence intervals for the h -indices (Table 1 in Yong, 2014) for 14 Price awardees (bases on Scopus, February 21 2023).

N_{cit} (Table 1 in Yong, 2014)	10000	7500	8000	8000	7500	7500	7000	10000	5500	7500	5500	3500	2500
The confidence interval for h -index, C	[47, 60]	[40, 52]	[42, 54]	[42, 54]	[40, 52]	[40, 52]	[39, 51]	[47, 60]	[35, 45]	[40, 52]	[35, 45]	[27, 36]	[22, 31]
The mean of C, \bar{C}	53.5	46	48	48	46	46	45	53.5	40	46	40	31.5	26.5
Researcher	W. Glänzel	H.F. Moed	A.F.J. Van Raan	R. Rousseau	A. Schubert	B. Martin	F. Narin	E. Garfield	T. Braun	H. Small	L. Egghe	P. Ingwersen	H.D. White
h -index	61	49	48	43	42	38	38	37	37	34	30	27	19
N_{cit} of researcher	11766	7606	8308	8053	7587	7598	7209	11515	5680	7693	5640	3606	2399
$h \in C$	No	Yes	Yes	Yes	Yes	No	No	No	Yes	No	No	Yes	No
h/\bar{C}	1.140	1.021	1.000	0.896	0.913	0.826	0.844	0.692	0.925	0.740	0.750	0.856	0.717

Table 4. The estimations of h_d -indices, based on related confidence intervals (Table 1 in Yong, 2014) for 14 Price awardees (bases on Scopus, February 2023).

N_{cit} (Table 1 in Yong, 2014)	10000	5500	4500	6500	3500	1500	1250	1500	4500	500	3500	2000	2500
The confidence interval for h_d -index, C_d	[47, 60]	[35, 45]	[31, 41]	[37, 49]	[27, 36]	[17, 24]	[15, 22]	[17, 24]	[31, 41]	[9, 14]	[27, 36]	[20, 28]	[22, 31]
The mean of C_d, \bar{C}_d	53.5	40	36	43	31.5	20.5	18.5	20.5	36	11.5	31.5	24	26.5
Researcher	W. Glänzel	H.F. Moed	A.F.J. Van Raan	R. Rousseau	A. Schubert	B. Martin	F. Narin	E. Garfield	T. Braun	H. Small	L. Egghe	P. Ingwersen	H.D. White
h_d -index	59	45	39	42	36	23	21	21	34	14	29	25	19
$N_{cit}^{(d)}$ of researcher	10783	5739	4463	6519	3707	1496	1132	1682	4456	457	3259	1798	2399
$h_d \in C_d$	Yes	Yes	Yes	Yes	Yes	Yes	Yes	Yes	Yes	Yes	Yes	Yes	No
$h_d + d \in C_d$	No	No	No	Yes	No	No	No	No	Yes	No	Yes	No	No
h_d/\bar{C}_d	1.103	1.125	1.083	0.977	1.143	1.122	1.135	1.024	0.944	1.217	0.921	1.042	0.717
$(h_d + d)/\bar{C}_d$	1.140	1.250	1.444	1.023	1.429	2.098	2.378	2.244	1.056	3.652	1.048	1.292	0.717

From Table 4 we see that $h_d \in C_d$ is satisfied for 12 Price awardees, while this is not true for H.D. White. The estimate $1 < h_d/\bar{C}_d < 1.15$ is true for eight Price awardees, while the estimates $0 < 1 - h_d/\bar{C}_d < 0.08$ is true for three Price awardees.

Using data of Tables A3, A4, A5 and A6 and the above notions, notations and expressions, we obtain the following Table 5.

Table 5. Researcher's data (bases on Google Scholar and Scopus, April 2023-June 2023) - Bibliometric indicators and indices.

Researcher	S Freud (GS)	H.J. Kim (GS)	R.C. Kessler (GS)	A. Einstein (GS)	P. Erdős (GS)	T. Tao (GS)	L. Leydesdorf (GS)	C.G. Meyer (GS)	T. Tao (S)
p	2991	3000	1900	1044	1608	584	912	1115	297
N_p^+	2378	2613	1559	617	1263	448	635	701	278
N_{cit}	643730	518589	515591	161009	99866	90963	70821	49110	46852
h	288	338	329	123	128	106	117	95	70
N_p^+ / h	8.257	7.731	4.739	5.016	9.867	4.226	5.427	7.379	3.971
$N_{cit}(h)$	559724	312483	432109	150565	72123	73134	54898	36684	42192
$N_{cit}(h)/h$	1943.5	924.5	1313.4	1224.1	563.5	689.9	469.2	386.1	602.7
$N_{cit}(h)/N_{cit}$	0.869	0.603	0.838	0.935	0.722	0.804	0.775	0.747	0.900
h_{NA}	433.614	389.165	388.064	216.858	170.447	162.998	143.824	119.767	116.981
h_{NA}/h	1.5056	1.151	1.180	1.763	1.332	1.538	1.229	1.288	1.671
q	12.496	4.470	7.082	18.904	7.804	12.018	7.021	7.129	16.221
e	690.493	445.24	570.246	368.016	236.091	248.793	203.000	166.310	193.111
e/h	2.398	1.317	1.733	2.992	1.844	2.347	1.735	1.751	2.759
$h_q := h + q$	300.4964	342.470	336.082	141.904	135.804	118.018	124.021	102.129	86.221
h_{NA}/h_q	1.44299	1.136	1.1547	1.528	1.255	1.486	1.160	1.173	1.357
Case of Definition 4.4	2)	2)	2)	2)	2)	2)	2)	2)	2)
d (the h -defect of AN)	97	13	94	59	21	14	14	9	7
h_d	236	332	270	87	120	101	111	91	66
e_d	236.692	334.798	271.134	88.272	120.959	102.587	111.786	92.423	66.227
h_{d+1}	234.902	332	270	87	120	101	110	91	55.964
e_{d+1}	236	331.053	269.596	86.238	119.126	100.479	109.827	90.167	65
$h_d + d$	333	345	364	146	141	115	125	100	73
$(h_d + d) / h$	1.156	1.021	1.106	1.187	1.102	1.085	1.068	1.053	1.043
$(h_d + d) / N_p^+$	0.140	0.132	0.233	0.241	0.112	0.257	0.197	0.143	0.263
$(h_d + d) / p$	0.011	0.115	0.192	0.140	0.088	0.197	0.137	0.090	0.246
$N_{cit}^{(d)}$	184240	426070	218790	23255	55147	37093	40049	28788	13201
$h_{NA}^{(d)}$	231.976	352.770	252.793	82.420	126.268	104.087	108.155	77.0432	62.095
$h_{NA}^{(d)} / h_d$	0.983	1.063	0.936	0.947	1.052	1.031	0.974	0.847	0.887
J_d	(645355.4, 655060.8)	(463086, 476765)	(540866.3, 551975.2)	(161903.2, 165495.2)	(90938.9, 97149.9)	(86740.7, 90912.3)	(67196.04, 791137.7)	(47024.7, 50372.2)	(46762, 50377)
$N_{cit} \in J_d$	No	No	No	No	No	Yes	Yes	Yes	Yes
$A := (\overline{J_d} + \overline{J_{d+1}}) / 2$	650208.1	471172.0	546977.7	163876.5	94331.8	89604.7	73025.81	48907.5	48596.3
$\Delta_A := N_{cit} - A$	-6478.09	47416.5	-31386.7	-2867.5	5534.2	1358.3	-2204.8	202.5	-1744.3
$\delta_A = (N_{cit} - A) / N_{cit}$	-0.011	0.091	-0.061	-0.018	0.055	0.015	-0.031	0.004	-0.037
(B'', B') or (B', B'')	(646435.0, 652069.0)	(476765.0, 478513.0)	(542608.9, 546470.3)	(162881.3, 164987.5)	(95889.1, 96111.2)	(88384.3, 90912.3)	(69976.1, 71407.7)	(50372.2, 50359.4)	(44006.8, 47854.2)
$N_{cit} \in (B', B'')$	No	No	No	No	No	No	Yes	No	Yes
$B := (B' + B'') / 2$	649252.0	477639.0	544539.6	163934.4	96000.2	89648.3	70691.9	50365.8	45930.5
$\Delta_B := N_{cit} - B$	-5522	40950	-28948.6	-2925.4	3465.8	1314.7	-411.5	-1225.8	921.5
$\delta_B = (N_{cit} - B) / N_{cit}$	-0.000858	0.079	-0.056	-0.018	0.035	0.022	-0.006	-0.026	0.020

Table 5 -Continued. Researcher's data (bases on Google Scholar and Scopus, April 2023-June 2023) - Bibliometric indicators and indices.

Researcher	G. Andrews (GS)	M. McAleer (GS)	J. Hirsch (S)	P. Erdős (S)	F.T. Edelman (GS)	C.F. Gauss (GS)	G. Andrews (S)	S. Papadimitrou (GS)	D. Zeilberger (S)
P	730	1251	289	672	606	828	259	92	172
N_p^+	434	761	256	613	431	224	229	64	146
N_{cit}	32386	26266	24451	18830	13417	11606	6567	5407	3158
h	66	79	60	62	54	44	41	26	25
N_p^+ / h	6.576	9.633	4.267	9.887	7.981	5.091	5.585	2.462	5.84
$N_{cit}(h)$	25557	15879	20447	11257	7338	9930	3918	5060	2222
$N_{cit}(h)/h$	387.227	201.0	340.8	1181.6	135.9	225.7	95.6	194.6	88.9
$N_{cit}(h)/N_{cit}$	0.789	0.605	0.836	0.598	0.547	0.856	0.597	0.936	0.704
h_{NA}	97.259	87.589	84.508	74.161	62.601	58.223	43.796	39.740	30.371
h_{NA} / h	1.474	1.109	1.408	1.196	1.159	1.323	1.068	1.528	1.215
q	10.734	4.089	10.393	4.857	4.033	9.258	3.662	13.970	6.111
e	145.606	98.173	130.027	86.099	66.498	89.409	47.297	66.212	39.963
e/h	2.206	1.243	2.167	1.389	1.231	2.032	1.154	2.547	1.599
$h_q := h+q$	76.734	83.089	70.393	66.857	58.033	53.258	44.662	39.970	31.111
h_{NA} / h_q	1.267	1.054	1.201	1.109	1.079	1.093	0.981	0.994	0.976
Case of Definition 4.4	2)	2)	2)	2)	2)	2)	2)	2)	2)
d (the h -defect of AN)	7	10	12	11	3	18	1	13	10
h_d	63	74	55	58	54	34	40	19	20
e_d	64.861	74.135	55.723	58.481	54.580	35.071	40.633	19.596	20.976
h_{d+1}	62	73	55	58	53	34	39	19	20
e_{d+1}	61.213	72.719	53.824	56.577	51.137	33.734	38.000	17.378	18.841
$h_d + d$	70	84	67	69	57	52	41	32	30
$(h_d + d) / h$	1.061	1.063	1.117	1.113	1.056	1.182	1.000	1.231	1.200
$(h_d + d) / N_p^+$	1.447	0.110	0.262	0.113	0.132	0.232	0.179	0.500	0.205
$(h_d + d) / p$	0.096	0.067	0.239	0.103	0.094	0.063	0.158	0.348	0.174
$N_{cit}^{(d)}$	14750	21132	9665	13949	11812	3765	5900	964	3158
$h_{NA}^{(d)}$	65.637	78.5636	53.1315	63.830	58.737	33.162	21.866	16.780	21.866
$h_{NA}^{(d)} / h_d$	1.042	1.062	0.966	1.101	1.088	0.975	1.093	0.883	1.093
J_d	(29948.9, 32563.4)	(21553.3, 26388.4)	(24039, 0, 26038.1)	(15243.6, 17633.1)	(10506.3, 12732.9)	(11124.3, 12536.3)	(5350.0, 7002.0)	(5315.9, 6105.0)	(2493.3, 3355.5)
$N_{cit} \in J_d$	Yes	Yes	Yes	No	No	Yes	Yes	Yes	Yes
$A := (\overline{J_d} + \overline{J_{d+1}}) / 2$	31334.2	23747.8	25173.5	16566.7	11670.1	11826.5	6184.39	5752.3	2964.1
$\Delta_A := N_{cit} - A$	1051.8	2518.2	-722.5	2263.3	1746.9	220.5	382.61	-345.3	193.9
$\delta_A = (N_{cit} - A) / N_{cit}$	0.032	0.096	-0.030	0.120	0.1302	0.019	0.058	-0.064	0.061
(B', B')	(32141.0, 32563.4)	(24288.6, 24513.1)	(24051.0, 25678.9)	(16392.5, 16511.3)	(10697.3, 11798.2)	(12536.3, 12281.9)	(6394.9, 6985.3)	(5529.7, 5785.9)	(2583.0, 2834.8)
or (B', B'')									
$N_{cit} \in (B', B')$	Yes	No	Yes	No	No	No	Yes	No	No
or $N_{cit} \in (B', B'')$									
$B := (B' + B'') / 2$	32367.2	24400.9	24865.0	16451.9	11247.8	12409.1	6690.1	5657.8	2708.9
$\Delta_B := N_{cit} - B$	18.8	1865.1	-414.0	2378.1	2169.2	-803.1	-123.1	-250.8	449.1
$\delta_B = (N_{cit} - B) / N_{cit}$	0.000580	0.071	-0.017	0.126	0.162	0.069	-0.019	-0.046	0.142

Table 5 -Continued. Researcher's data (bases on Google Scholar and Scopus, April 2023-June 2023) - Bibliometric indicators and indices.

Researcher	I. Orović (GS)	C.D. Savage (GS)	V. Spalević (GS)	P. Ziarati (GS)	A. Yong (GS)	D. Kalaj (GS)	P. Vukoslavčević (GS)	K. Monkova	Lj.R. Mutafchiev (GS)
p	177	104	412	180	100	162	63	114	59
N_p^+	148	96	233	140	72	122	37	77	38
N_{cit}	3082	3031	2832	2123	1631	1577	912	741	312
h	31	29	29	26	24	22	14	16	10
N_p^+ / h	4.774	3.310	8.035	6.923	3.000	5.546	2.643	4.813	3.800
$N_{cit}(h)$	1993	2296	1199	1034	1206	947	814	440	172
$N_{cit}(h) / h$	64.3	79.2	41.3	39.8	50.3	43.046	58.1	27.5	17.2
$N_{cit}(h) / N_{cit}$	0.647	0.758	0.423	0.487	0.739	0.601	0.893	0.594	0.551
h_{NA}	30.003	29.754	28.761	24.902	21.826	21.462	16.321	14.712	9.546
h_{NA} / h	0.968	1.026	0.991	0.958	0.909	0.976	1.166	0.920	0.955
q	3.148	4.461	1.851	2.059	3.188	2.913	7.306	2.438	2.440
e	32.143	38.1445	18.921	18.921	25.100	21.517	24.860	13.565	8.485
e/h	1.037	1.315	0.652	0.728	1.046	0.978	1.776	0.848	0.849
$h_q := h+q$	34.148	33.460	30.851	28.059	27.188	24.913	21.306	18.438	12.440
h_{NA} / h_q	0.879	0.889	0.932	0.668	0.803	0.861	0.766	0.798	0.767
Case of Definition 4.4	2)	2)	3b)	3b)	2)	3a)	2)	3b)	3b)
d (the h - defect of AN)	0	2	0	0	1	0	6	0	0
h_d	31	28	29	26	23	22	9	16	10
e_d	32.143	28.089	18.921	18.921	23.791	21.517	10.198	13.565	8.485
h_{d+1}	31	28	28	26	23	21	9	16	10
e_{d+1}	29.189	26.268	17.635	17.720	22.428	20.273	8.888	11.747	7.289
$h_d + d$	31	30	29	26	24	22	15	16	10
$(h_d + d) / h$	1.000	1.034	1.000	1.000	1.000	1.000	1.071	1.000	1.000
$(h_d + d) / N_p^+$	0.209	0.313	0.124	0.186	0.333	0.180	0.405	0.208	0.263
$(h_d + d) / p$	0.175	0.288	0.070	0.144	0.240	0.136	0.143	0.140	0.169
$N_{cit}^{(d)}$	3082	25800	2832	2123	1520	1577	272	741	312
$h_{NA}^{(d)}$	30.003	25.800	28.761	24.902	21.070	21.462	8.913	14.712	9.546
$h_{NA}^{(d)} / h_d$	0.968	0.921	0.992	0.958	0.916	0.976	0.990	0.920	0.946
J_d	(2677, 3966.56)	(2891.3, 4042.9)	(2343.4, 3470.0)	(1838.1, 2341.8))	(1475.6, 2431.8)	(1238.8, 2136.2)	(757.2, 1149.3))	(589.8, 1219.8))	(173.8, 567.6)
$N_{cit} \in J_d$	Yes	Yes	Yes	Yes	Yes	Yes	Yes	Yes	Yes
$A := (\overline{J_d} + \overline{J_{d+1}}) / 2$	3223.8	3530.0	2927.1	2341.8	1995.2	1687.5	969.3	904.8	370.7
$\Delta_A := N_{cit} - A$	-141.8	-498.9	-95.1	-218.8	-364.2	-110.5	-57.3	-163.8	-58.7
$\delta_A = (N_{cit} - A) / N_{cit}$	-0.046	-0.165	-0.034	-0.103	-0.223	-0.070	-0.063	-0.221	-0.189
(B', B')	(2837.9, 2905.7)	(2993.9, 3082.7)	-	-	(2102.5, 2120.7)	-	(834.61, 834.85)	-	-
or									
(B', B'')									
$N_{cit} \in (B', B'')$	No	Yes	-	-	No	-	No	-	-
$B := (B' + B'') / 2$	2871.8	3011.3	3195.9	2156.8	2111.6	1671.8	834.73	689.2	275.4
$\Delta_B := N_{cit} - B$	210.2	19.7	-363.9	-33.8	-480.6	-94.8	77.27	51.80	36.6
$\delta_B = (N_{cit} - B) / N_{cit}$	0.068	0.0065	-0.128	-0.016	-0.295	-0.060	-0.085	0.070	0.117

From Table 5 we see that the h -defect of asymptotic normality of citations $cit_1, cit_2, \dots, cit_p$ (d) is the greatest for S. Freud ($d = 97$), whose Google Scholar's h -index is 288, and after him follows R.C. Kessler ($d = 94$), whose Google Scholar's h -index is 329, and then A. Einstein ($d = 59$), whose Google Scholar's h -index is 123. The case 2) of Definition 4.4 refers to 22 researchers, the case 3a) of Definition 4.4 refers to two one researcher (D. Kalaj, whose GS h -index is equal to 22) and the case 3b) of Definition 4.4 refers to four researchers (whose h -indices are 29, 26, 16 and 10). The equality $h_d + d = h$ holds for eight researchers (G. Andrews (S), I. Orović (GS), V. Spalević (GS), P. Ziarati (GS), A. Yong (GS), D. Kalaj (GS), K. Monkova (S) and Lj.R. Mutafchiev (GS)). Moreover, the ratio $(h_d + d)/p$ varies between 0.011 (for S. Freud) and 0.348 (for S. Papadimitrou). The estimates $|h_{NA}^{(d)}/h - h_d| < 0.1$ is satisfied for 22 researchers. The relative errors $|\delta_A| = |(N_{cit} - A)/N_{cit}|$ are less than 0.1 for 20 researchers, while this value is the smallest for C.G. Meyer from his profile at Google Scholar, and it is equal to **0.004**. Notice also that the relative error $\delta(\overline{J_d}) = \delta(\overline{J_8})$ from Google Scholar profile of C.G. Meyer is quite close to zero, namely, this value is equal to **0.000130523** (with the absolute error equals to $\Delta(\overline{J_d}) := \Delta(\overline{J_8}) = N_{cit} - B = 6.41$). The relative errors $|\delta_B| = |(N_{cit} - B)/N_{cit}|$ are less than 0.1 for 22 researchers, except five reseachers whose h -indices are 62, 54, 29, 24 and 10. **The smallest value of $|\delta_B|$ has G. Andrews from his profile at Google Scholar database, which is equal to the incredibly value 0.000580 close to 0 (with the surprisingly small absolute value $\Delta_B := N_{cit} - B = 18.8$), and after him follows L. Leydesdorf, whose $|\delta_B|$ value in his profile at Google Scholar database is 0.0058 (with the absolute error value $\Delta_B := N_{cit} - B = -411.5$), and then C.D. Savage, whose $|\delta_B|$ value in her profile at Google Scholar database is 0.0065 (with the absolute error value $\Delta_B := N_{cit} - B = 19.7$).** Moreover, the inequality $|\delta_B| < |\delta_A|$ is satisfied for 18 researchers. **Observe also that the length of the confidence interval (B'', B') of P. Vukoslavčević from his profile at Google Scholar database is equal $B'' - B' = 0.24$.**

Finally, by data from from Tables 1, 2 and 5, we can conclude that among all the estimates of N_{cit} , the estimate $B := (B' + B'')$ could be considered as the best approximation of N_{cit} .

Using data of Table 1 in Yong (2014) and the above Table 5, we obtain the following two tables. Recall that the first two rows of Tables 6 and 7 are taken from Table 1 in Yong (2014).

Table 6. The confidence intervals for the h -indices (Table 1 in Yong, 2014) for 13 researchers (based on their Google Scholar and Scopus profiles, April 2023-June 2023).

N_{cit}	10000	6500	5500	3000	3000	3000	3000	2000	1500	1500	1000	750	300
The confidence interval for h -index, C	[47, 60]	[37, 49]	[35, 45]	[25, 34]	[25, 34]	[25, 34]	[25, 34]	[20, 28]	[17, 24]	[17, 24]	[13, 20]	[11, 17]	[7, 11]
The mean of C, \bar{C}	53.5	43	40	29.5	29.5	29.5	29.5	24	20.5	20.5	16.5	14	9
Researcher	C.F. Gauss (GS)	G. Andrews (S)	S. Papadimitrou (GS)	D. Zeilberger (S)	I. Orović (GS)	C.D. Savage (GS)	V. Spalević (GS)	P. Ziarati (GS)	A. Yong (GS)	D. Kalaj (GS)	P. Vukoslavčević (GS)	K. Monkova	Lj.R. Mutačhić (GS)
h -index	44	41	26	25	31	29	29	26	24	22	14	16	10
N_{cit} of researcher	11606	6567	5407	3158	3082	3031	2832	2123	1631	1577	912	741	312
$h \in C$	No	Yes	No	Yes	Yes	Yes	Yes	Yes	Yes	Yes	Yes	Yes	Yes
h/\bar{C}	0.822	0.953	0.650	0.847	1.051	0.983	0.983	1.083	1.171	1.073	0.845	1.143	1.111

From Table 6 we see that $h \in C$ is satisfied for 11 researchers. The estimates $1 < h/\bar{C} < 1.18$ is true for six researchers, while the estimates $0 < 1 - h_d/\bar{C}_d < 0.16$ is true for four researchers.

Table 7. The estimation of h_d -indices, based on related confidence intervals for 13 researchers (based on their Google Scholar and Scopus profiles, April 2023-June 2023).

N_{cit}	4000	6000	1000	1500	3000	3000	3000	2000	1500	1500	1000	750	300
The confidence interval for h_d -index, C_d	[29, 39]	[36, 47]	[13, 20]	[17, 24]	[25, 34]	[25, 34]	[25, 34]	[20, 28]	[17, 24]	[17, 24]	[13, 20]	[11, 17]	[7, 11]
The mean of C_d, \bar{C}_d	34	41.5	16.5	20.5	29.5	29.5	29.5	24	20.5	20.5	16.5	14	9
Researcher	C.F. Gauss (GS)	G. Andrews (S)	S. Papadimitrou (GS)	D. Zeilberger (S)	I. Orović (GS)	C.D. Savage (GS)	V. Spalević (GS)	P. Ziarati (GS)	A. Yong (GS)	D. Kalaj (GS)	P. Vukoslavčević (GS)	K. Monkova	Lj.R. Mutačhić (GS)
h_d -index	34	40	19	20	31	28	29	26	23	22	9	16	10
$h_d + d$	52	41	32	30	31	30	29	26	24	22	15	16	10
$N_{cit}^{(d)}$ of researcher	3765	5900	964	1637	3082	2279	2832	2123	1520	1577	272	741	314
$h_d \in C_d$	Yes	Yes	Yes	Yes	No	Yes	Yes	Yes	Yes	Yes	No	Yes	Yes
$h_d + d \in C_d$	No	Yes	No	No	Yes	Yes	Yes	Yes	Yes	Yes	Yes	Yes	Yes
h_d/\bar{C}_d	1.000	0.964	1.152	0.976	1.051	0.949	0.983	0.923	0.854	1.073	0.545	1.143	1.111
$(h_d + d)/\bar{C}_d$	1.529	0.988	1.939	1.463	1.051	1.017	0.983	1.083	1.171	1.073	0.909	1.143	1.111

From Table 7 we see that $h_d \in C_d$ is satisfied for 11 researchers. The estimate $1 \leq h_d/\bar{C}_d < 1.16$ is true for six researchers, while the estimate $0 < 1 - h_d/\bar{C}_d < 0.15$ is also true for six researchers.

As it was noticed in Section 4, Brown (2018) proposed the empirical approximation of the 95% confidence interval for h (the interval (4.24) of Section 4), give as

$$I' = (0.54\sqrt{N_{cit}} - 1.96(0.57 + 0.045\sqrt{N_{cit}}), 0.54\sqrt{N_{cit}} + 1.96(0.57 + 0.045\sqrt{N_{cit}})).$$

Using the expression for the above interval and data from Table 1, we obtain the following table.

Table 8. The estimations of h_d -indices by using the confidence interval I' (Brown, 2018) for 41 researchers (based on their Google Scholar and Scopus profiles, February 2023-June 2023)

Researcher	L. Leydesdorff	W. Glänzel	H.F. Moed	A.F.J. Van Raan	R. Rousseau	A. Schubert	B. Martin	F. Narin	E. Garfield	T. Braun	H. Small	L. Egghe	P. Ingwersen	H.D. White
N_{cit}	25005	11766	7606	8308	8053	7587	7598	7209	11515	5680	7693	5640	3606	2399
P	406	258	127	124	295	141	85	64	106	216	57	211	88	37
N_{cit}/P	61,59	45.605	59.890	67.000	27.298	53.809	89.388	112.641	108.632	26.296	134.965	26.730	40.966	64.838
h	79	61	49	48	43	42	38	38	37	37	34	30	27	19
I'	(82.9, 87.9)	(56.5, 60.6)	(45.2, 49.0)	(40.1, 58.4)	(46.6, 50.4)	(45.2, 48.9)	(37.9, 56.2.7)	(39.554, 5)	(55.9, 60.)	(38.9, 42.5)	(45.5, 49.3)	(38.8, 42.3)	(28.2, 36.6)	(24.9, 28.0)
\bar{I}'	85.4	58.6	47.1	49.2	48.5	47.1	47.1	47.0	58.0	40.7	47.4	40.6	32.4	26.5
$h \in I'$	No	No	Yes	Yes	No	No	Yes	No	No	No	No	No	No	No
Researcher	S Freud (GS)	H.J. Kim (GS)	R.C. Kessler (GS)	A. Einstein (GS)	P. Erdős (GS)	T. Tao (GS)	L. Leydesdorff (GS)	C.G. Meyer (GS)	T. Tao (S)	G. Andrews (GS)	M. McAleer (GS)	J. Hirsch (S)	P. Erdős (S)	F.T. Edelman (GS)
N_{cit}	643730	518589	515591	161009	99866	90963	70821	49110	46852	32386	26266	24451	18830	13417
N_{cit}/P	215.222	172.863	271.364	154.223	62.106	155.759	77.655	44.045	157.508	44.364	212.284	84.606	28.021	22.140
h	288	338	329	123	128	106	117	95	70	66	79	60	62	54
I'	(361.4, 505.1)	(324.2, 453.5)	(323.3, 452.2)	(180.2, 253.2)	(141.7, 199.6)	(135.1, 190.6)	(119.1, 168.3)	(99.0, 140.3)	(96.7, 137.1)	(80.2, 114.2)	(72.1, 102.9)	(69.5, 99.3)	(60.9, 87.3)	(51.2, 73.9)
\bar{I}'	433.3	388.9	387.75	216.70	170.7	162.9	143.7	119.65	116.9	194.4	87.5	84.4	74.1	62.55
$h \in I'$	No	Yes	Yes	No	No	No	No	No	No	No	Yes	No	Yes	Yes
Researcher	C.F. Gauss (GS)	G. Andrews (S)	S. Papadimitrou (GS)	D. Zeilberger (S)	I. Orović (GS)	C.D. Savage (GS)	V. Spalević (GS)	P. Ziarati (GS)	A. Yong (GS)	D. Kalaj (GS)	P. Vukoslavčević (GS)	K. Monkova	Lj.R. Mutafchiev (GS)	
N_{cit}	11606	6567	5407	3158	3082	3031	2832	2123	1631	1577	912	741	312	
N_{cit}/P	140.169	25.355	58.772	18.360	17.412	29.144	6.874	11.794	16.310	9.735	14.476	6.500	5.288	
h	44	41	26	25	31	29	29	26	24	22	14	16	10	
I'	(49.8, 66.6)	(37.7, 43.8)	(32.1, 47.3)	(24.3, 36.4)	(24.0, 36.0)	(23.7, 35.7)	(22.7, 34.7)	(19.7, 30.0)	(16.6, 27)	(16.8, 26.1)	(12.5, 20.0)	(11.2, 18.2)	(6.9, 12.2)	
\bar{I}'	58.2	40.8	39.7	30.4	30	29.7	28.7	29.9	21.8	21.5	16.3	14.7	9.6	
$h \in I'$	No	Yes	No	Yes	Yes	Yes	Yes	Yes	Yes	Yes	Yes	Yes	Yes	

Notice that the values \bar{I}' presented in Table 8 are in fact the values $m_P(n) \approx \sqrt{6} \ln 2 \sqrt{N_{cit}} / \pi \approx 0.54044 \sqrt{N_{cit}}$, given by the expression (3.3), which are in terms of random partitions the most likely Durfee square sizes for partitions in $P(N_{cit})$ (i.e., the modes of Durfee square

size of $P(N_{cit})$ (see Section 3). The only difference between them is that in formula (3.3) for $m_p(n)$, the constant 0.540444639 is used instead of the constant 0.54; namely, $\bar{I} = 0.54\sqrt{N_{cit}}$.

Moreover, From Table 8 we see that only three Price Awardees have the h -index that belongs to the confidence interval I' . Among the other 27 researchers, 16 researchers have the h -index that belongs to the confidence interval I' . Thus, the percentage of the total number of researchers whose h -index belongs to the confidence interval I' is equal to 46.3%. Observe that the h -index do not belong to the interval I' for 9 researchers whose numbers of citations are very large, namely, each of them greater than 2400 (S. Freud (GS), A. Einstein (GS), P. Erdős (GS), T. Tao (GS), L. Leydesdorf (GS), C.G. Meyer (GS), T. Tao (S), G. Andrews (GS) and J. Hirsch (S)). From Table 8 we see that the values N_{cit}/p of all these 9 researchers are relatively large values; namely, they are equal to 215.222, 154.223, 62.106, 155.759, 77.655, 44.045, 157.508, 44.364 and 84.606, respectively. This is consistent with the observation of Brown (2018) that the use of unrestricted partitions (with $p \leq N_{cit}$) to estimate the distribution of h -index is inappropriate and this discrepancy grows as (N_{cit}/p) increases.

Notice that from Table 5 we see that the values $q := 2N_{cit}(h) - h^2$ of all these 9 researchers are relatively large values; namely, they are equal to 12.496, 18.904, 7.804, 12.018, 7.021, 7.129, 16.221 and 10.734, respectively.

6. Concluding Remarks

It is noticed I Abstract of this article, that so far, many researchers have investigated the following question: Given total number of citations, what is the estimated range of the h -index? Here we consider the converse question. Namely, the aim of this paper is to estimate the total number of citations of a researcher using only his h - index, his h - core and mainly a relatively small number of his citations from the tail. For these purposes, we use the asymptotic formula for the mode size of the Durfee square when $n \rightarrow \infty$, **which was proved by Canfield, Corteel and Savage (1998), seven years before Hirsch (2005) defined the h - index.**

It will be very interesting to see if one could utilize the ideas in this paper to confirm our computational results in terms of random partitions of a positive integer $n := N_{cit}$ as $n \rightarrow \infty$.

References

- Alonso, S., Cabrerizo, F.J., Herrera-Viedma, E. and Herrera, F. (2009), h -index: A review focused in its variants, computation and standardization for different scientific fields, *Journal of Informetrics*, **3**(4), 273–289.
- Anderson, T.R., Hankin, R.K.S. and Killworth, P.D. (2008), Beyond the Durfee square: Enhancing the h -index to score total publication output, *Scientometrics*, **76**(3), 577–588.
- Andrews, G. (1976), *The Theory of Partitions*, Cambridge University Press.
- Andrews, G. and Eriksson, K. (2004), *Integer Partitions*, Cambridge University.
- Beirlant, J. and Einmahl, J.H.J. (2007), Asymptotics for the Hirsch index (CentER Discussion Paper, Vol. **2007-86**), *Econometrics*.
- Bihari, A., Tripathi, S. and Deepak, A. (2021), A review on h -index and its alternative indices, *Journal of Information Science*, **49**(3), 1–42.
- Blecher, A. (2012), *Properties of Integer Partitions and Plane Partitions*, PhD Thesis, University of the Witwatersrand, Johannesburg, available at <https://www.semanticscholar.org/paper/Properties-of-Integer-Partitions-and-Plane-Blecher/ca8e3b7bc338c5b98e8c4d0760f0b5ea589a0580>.
- Bornmann, L., Mutz, R., Hug, S.E. and Daniel, H.D. (2011), A multilevel meta-analysis of studies reporting correlations between the h - index and 37 different h index variants, *Journal of Informetrics*, **5**(3), 346–359.

- Brito, R. and Rodriguez Navarro, A. (2021), The inconsistency of h -index: A mathematical analysis, *Journal of Informetrics*, **15**(1), 101-106, available at <https://arxiv.org/ftp/arxiv/papers/2002/2002.06974.pdf>.
- Brown, S (2018), On the Distribution of the H -index, *International Journal of Information Science and Management*, **16**(1), 15-26.
- Burrell, Q.L. (2007), On the h -index, the size of the Hirsch core and Jin's A -index, *Journal of Informetrics*, **1**(2), 170–177.
- Canfield, E.R., Corteel, S. and Savage, C.D., Durfee polynomials (1998), *Electronic Journal of Combinatorics*, **5**(1), Research Paper 32, 21 pp.
- Egghe, L. (2006a). An improvement of the h -index: The g -index, *International Society for Scientometrics and Informetrics (ISSI newsletter)*, **2**(1), 8–9.
- Egghe, L. (2006b), How to improve the h -index: Letter, *The Scientist*, **20**(3).
- Egghe, L. (2006c), Theory and practice of the g -index, *Scientometrics*, **69**(1), 131–152.
- Egghe, L. and Rousseau, R. (2006). An informetric model for the Hirsch-index, *Scientometrics*, **69**(1), 121-129.
- Ekhad, S.B. and Zeilberger, D. (2014), A Quick Empirical Reproof of the Asymptotic Normality of the Hirsch Citation Index, (First proved by Canfield, Corteel and Savage), 6 pages, available at <https://arxiv.org/abs/1411.0002>.
- Feller, W (1968), *An Introduction to Probability Theory and Its Applications*, vol. 1, JohnWiley & Sons, New York, NY, USA, 3rd edition.
- Glänzel, W. (2006), On the h -index - A mathematical approach to a new measure of publication activity and citation impact, *Scientometrics*, **67**(2), 315-321.
- Glänzel, W. and Schubert, A. (1985), Price distribution. An exact formulation of Price's "Square Root Law", *Scientometrics*, **7**(3-6), 211–219.
- Glänzel, W. and Persson, O. (2005), H -index for Price medalist, *ISSI Newsletter*, **1**(4), 15–18.
- Hardy G.H. and Ramanujan, S. (1918), Asymptotic formulae in combinatory analysis, *Proceedings of the London Mathematical Society, Second Series*, **17**(2), 75–115. Reprinted in *Collected papers of Srinivasa Ramanujan*, Amer. Math. Soc. (2000), 276–309.
- Hardy, G.H. and Wright, E. M. (1960), *An introduction to the theory of numbers*, 4th edition, Oxford at the Clarendon Press.
- Hirsch, J. (2005), An index to quantify an individual's scientific research output, *Proceedings of the National Academy of Sciences of the United States of America – PNAS*, **102**(46), 16569–16572, available at <https://arxiv.org/abs/physics/0508025>.
- Hirsch, J.E. (2007), Does the h index have predictive power?, *Proceedings of the National Academy of Sciences of the United States of America – PNAS*, **104**(49), 19193 - 19198.
- Hunger. K.H. (1998), *James Joseph Sylvester: life and work in letters*, Oxford University Press, p. 224.
- Jin, B.-H. (2007), The AR -index: Complementing the h -index, *ISSI Newsletter*, **3**(1), p. 6.
- Jin, B.-H., Liang, L.-M., Rousseau. R. and Egghe, L. (2007), The R - and AR -indices: Complementing the h -index, *Chinese Science Bulletin*, **52**(6), 855–863.
- Lehmann, S., Jackson, A. D. and Lautrup, B. E. (2006), Measures for measures, *Nature*, **444**(7122), 1003–1004.
- Mahmoudi et al. (2021), A statistical approach to model the H -index based on the total number of citations and the duration from the publishing of the first article, *Complexity*, Vol. **2021**, Article ID 6351836, 8 pages.
- Malesios, C. (2015), Some variations on the standard theoretical models for the h -index: A comparative analysis, *Journal of the Association for Information Science and Technology*, **66**(11), 2384-2388.
- Meštrović, R. (2015), On some compound random variables motivated by bulk queues, *Mathematical Problems in Engineering*, Vol. **2015**, Article ID 291402, 6 pages.
- Meštrović, R. and Dragović, B. (2023), Extensions of Egghe's g -index: Improvements of Hirsch h -index, preprint arXiv, available at <https://arxiv.org/ftp/arxiv/papers/2303/2303.10011.pdf>, 27 pages.
- Molinari, A. and Molinari, J-F. (2008), Mathematical aspects of a new criterion for ranking scientific institutions based on the h -index, *Scientometrics*, **75**(2), 339-356.
- Montazerian, M., Zanutto, E D. and Eckert, H. (2019), A new parameter for (normalized) evaluation of H -index: countries as a case study, *Scientometrics*, **118**(3), 1065-1078.
- Mutafchiev, L. R. (2002), On the size of the Durfee square of a random integer partition, *Journal of Computational and Applied Mathematics*, **142**(1), 173-184.

- Radicchi, F. and Castellano, C. (2013), Analysis of bibliometric indicators for individual scholars in a large data set, *Scientometrics*, **97**(3), 627-637.
- Redner (2010), S., On the meaning of the h -index, *Journal of Statistical Mechanics: Theory and Experiment*, **3**, L03005, 6 pages, available at <https://arxiv.org/pdf/1002.0878.pdf>.
- Ruch, S. and Ball, R. (2010), Various correlations between the H -Index and citation rate (CPP) in neuroscience and quantum physics: new findings, *International Journal of Information Science and Management*, **8**(1), 1-19.
- Rousseau, R. (2006), New developments related to the Hirsch index, *Science Focus*, **1**(4), 23–25 (in Chinese). English version available at: E-LIS: code 6376, <http://www.eprints.rclis.org/archive/00006376/>. Accessed 26.06.2008.
- Schubert, A. and Glänzel, W. (2007), A systematic analysis of Hirsch-type indices for journals, *Journal of Informetrics*, **1**(3), 179-184.
- Sloane, N.J.A. (ed), Sequence A070177, *The On-Line Encyclopedia of Integer Sequences (OEIS)*, OEIS Foundation, <https://oeis.org/>.
- Spruit, H.C. (2012), The relative significance of the h -index, <https://arxiv.org/pdf/1201.5476.pdf>, 3 pages.
- Z. Su (2008), Asymptotic analysis of random partitions, *Asymptotic theory in probability and statistics with applications, Adv. Lect. Math. (ALM)*, **2**, Int. Press, Somerville, MA, pp. 44–79.
- van Raan, A.F.J. (2006), Comparison of the Hirsch-index with standard bibliometric indicators and with peer judgment for 147 chemistry research groups, *Scientometrics*, **67**(3), 491-502.
- Waltman, L. (2016). A review of the literature on citation impact indicators. *Journal of Informetrics*, **10**(2), 365–391.
- Yong, A. (2014), Critique of Hirsch’s Citation Index: a combinatorial Fermi problem, *Notices of the American Mathematical Society* **61**(9), 1040-1050.
- Zhang, C.-T. (2009) , The e -index, complementing the h -index, for excess citations, *PLoS ONE*, **4**(5), e5429, 4 pages.
- Zhang, C.-T. (2013), The h' -index, effectively improving the h -index based on the citation distributions, *PLoS ONE*, **8**(4), e59912, 8 pages.
- https://en.wikipedia.org/wiki/Durfee_square#cite_note-4
- [https://en.wikipedia.org/wiki/Partition_function_\(number_theory\)](https://en.wikipedia.org/wiki/Partition_function_(number_theory))

Appendix

1) (Tables 1-4 and Table 8). Scopus profiles of 14 Price awardees/leading experts in Scientometrics (February 21 2023; the reduced Table A2 in Meštrović and Dragović, 2023).

Leot Leydesdorff, Wolfgang Glänzel, Henk Moed, Anthony Van Raan, Ronald Rousseau, Andras Schubert, Ben Martin, Francis Narin, Eugene Garfield, Tibor Braun, Henry Small, Leo Egghe, Peter Ingwersen and Howard D. White.

Table A1. Price awardees data: the all citations in domain D of asymptotic normality of citations (bases on Scopus, 21st February 2023)

Price awardees														
	L. Leydesdorff	W. Glänzel	H. Moed	A. Van Raan	R. Rousseau	A. Schubert	B. Martin	F. Narin	E. Garfield	T. Braun	H. Small	L. Egghe	P. Ingwersen	H.D. White
1	3964	534	417	522	1050	1858	1828	803	1888	449	2846	1455	482	1029
2	647	449	417	455	484	449	728	780	1711	362	592	478	414	213
3	544	417	380	381	478	362	411	519	1635	255	540	242	348	178
4	479	364	350	350	265	273	391	481	597	158	410	206	232	148
5	424	273	303	303	242	255	371	443	589	151	242	153	166	124
6	422	255	290	290	175	211	362	354	430	147	197	124	156	123
7	410	249	288	284	153	159	282	339	264	138	193	110	155	104
8	401	220	248	283	126	158	244	306	255	135	190	107	133	72
9	376	211	197	276	118	155	223	283	252	127	186	88	113	54
10	352	201	183	206	111	151	196	226	238	120	157	81	70	50
11	352	188	182	172	110	147	179	193	238	119	154	71	57	35
12	301	163	174	166	97	133	131	183	178	96	151	70	56	32
13	291	159	166	157	96	127	128	159	155	77	144	70	49	29
14	266	155	152	152	88	120	122	151	154	75	129	68	46	28
15	252	147	146	150	87	119	114	138	153	73	113	65	45	25
16	242	145	122	146	75	105	101	121	151	69	112	50	42	24
17	241	141	118	142	74	98	77	114	139	67	111	48	42	23
18	232	135	118	136	72	92	73	94	132	61	102	47	41	21
19	225	133	117	130	70	89	72	87	114	59	98	46	39	20
20	221	127	103	111	67	75	69	81	113	57	90	45	39	19
21	184	126	95	110	66	73	68	76	111	55	81	42	38	
22	179	126	92	103	64	73	66	73	91	55	79	41	35	
23	171	121	88	98	63	72	65	73	88	52	71	40	35	
24	166	111	80	94	61	71	64	68	83	52	57	40	33	
25	165	109	76	92	58	70	63	67	74	51	51	39	29	
26	157	108	75	86	56	69	58	61	73	47	49	35	29	
27	154	96	75	82	56	69	57	61	69	46	47	34	28	
28	147	94	73	81	55	64	55	55	65	45	44	34	27	
29	147	92	71	81	51	63	50	54	64	45	43	34	27	
30	147	89	70	77	49	62	48	50	63	45	41	32	26	
31	141	89	69	76	48	62	48	43	63	43	40	30	25	
32	138	89	69	75	48	57	47	43	53	42	39	29	24	
33	135	85	63	73	47	53	46	43	51	40	38	29		
34	133	85	62	72	46	52	46	42	49	40	34	28		
35	133	84	61	72	45	47	45	41	45	39	21			
36	129	84	60	68	45	46	40	40	42	37	21			
37	129	83	60	65	45	46	40	40	39	37	20			
38	127	80	58	63	45	45	40	38	30	36	19			
39	127	80	57	62	44	45	32	37	28	34	18			
40	126	78	57	60	44	43	32	34	27		17			
41	125	76	56	59	43	41	31	32	27		17			
42	125	76	55	59	43	42	28	27	25		15			
43	125	75	53	59	43	40	24	24	23		14			
44	125	75	53	55	42	37	23	21	22					
45	124	75	52	52	42	36		21	22					
46	123	74	52	51		36			21					
47	122	73	50	48										
48	122	73	49	48										
49	118	73	49	47										
50	108	72	47	45										
51	106	72	45	41										
52	102	71		41										
53	100	71		39										
54	98	70												
55	97	69												
56	94	66												
57	94	64												
58	93	63												
59	93	62												
60	92	62												
61	91	62												
62	90	59												

Table A1 – Continued (only for Leydesdorf). Price awardees data: the all citations in domain D of asymptotic normality of citations (bases on Scopus, 21st February 2023)

L. Leydesdorf	63	64	65	66	67	68	69	70	71	72	73	74	75	76	77	78	79	80	81	82	83
	89	87	87	87	87	86	83	83	83	82	82	82	80	80	80	80	79	79	78	78	77

Note:



h -index



The bounds of domain D of asymptotic normality of citations



The values for which $h_d + d = h$

2) (Tables 5-7 and Table 8). 27 research profiles at Google Scholar (GS) and Scopus (S) databases of 24 researchers from various scientific fields, on April-June 2023 (which include 24 different researchers, with being considered both Scopus and Google Scholar profiles for Paul Erdős, Terence Tao and George Andrews).

Sigmund Freud (GS, June 26, Neurology, Psychology, Psychopatology), H. Jihn Kim (GS, May 26, High energy physics, astro-particle physics, scintillator), Ronald C. Kessler (GS, May 24, Psychiatric Epidemiology), Albert Einstein (GS, May 21, Physics), Paul Erdős (GS, April 20, Number Theory, Combinatorics, Probability, Set Theory, Mathematical Analysis), Terence Tao (GS, April 20, Mathematical analysis, Combinatorics, Random Matrix Theory, PDE, Number theory), L. Leydesdorf (GS, May 24, Bibliometrics and Scientometrics), Christian G. Meyer (GS, Infectious diseases), Terence Tao (S, May 20, Mathematical analysis, Combinatorics, Random matrix theory, PDE, Number theory), George Andrews (GS, May 05, Mathematical analysis, Combinatorics, Number theory), Michael McAleer (GS, May 27, Economics, Econometrics, Financial economics, Financial econometrics), Jorge E. Hirsch (S, May 23, Physics, Supercodutivity, Ferromagnetism), Paul Erdős (S, April 21, Number theory, Combinatorics, Probability, Set theory, Mathematical analysis), Frank. T. Edelmann (May 27, GS, Inorganic chemistry), Carl Friedrich Gauss (GS, May 28, Mathematics), George Andrews (S, May 23, Mathematical analysis, Combinatorics, Number theory), Stratos Papadimitrou (GS, May 27, Transportation, Maritime logistics), Doron Zeilberger (S, May 23, Combinatorics, Hypergeometric identities, Symbolic computation), Irena Orovic (GS, May 27, Signal processing, Multimedia signals and systems, Compressive sensing, Time-frequency signal analysis), Carla. D. Savage (GS, June 3, Algorithms, Combinatorics), Velibor Spalević (GS, May 25, Sediment yield, Soil erosion modeling, Erosion, Watershed management, IntErO), Parisa Ziarati (GS, June 26, Toxicology, Green chemistry, Enviromental chemistry, Inorganic chemistry), Alexander Yong (GS, May 23, Combinatorics, Algebraic geometry, Representation theory), David Kalaj, (GS, May 23, Complex analysis), Petar Vukoslavčević (GS, May 28, Mechanical engineering, Measurement, Turbulent flow, Boundary layer, Applied Mathematics), Katarina Monkova (S, May 23, Mechanical engineering), Ljuben R. Mutafchiev (GS, June 3, Random combinatorial structures).

Table A2. Data of 23 reseacher profiles: the all citations in domain D of asymptotic normality of citations (bases on Google Scholar (GS) and Scopus (S), April, May and June 2023).

	A. Einstein (GS)	P. Erdős (GS)	T. Tao (GS)	L. Leydesdorf (GS)	C.G. Meyer (GS)	G. Andrews (GS)	M. McAleer (GS)	J. Hirsch (S)	P. Erdős (S)	F.T. Edelmann (GS)	C.F. Gauss (GS)
1	23200	23995	18709	12829	11973	6906	1108	7159	890	602	1953
2	20218	2070	12037	3505	3537	5653	617	2378	610	529	1417
3	7572	1955	8541	3269	1509	1352	553	881	519	474	534
4	7216	1769	8325	1738	697	1299	465	710	498	471	533
5	7029	1268	2452	1395	690	1108	434	686	437	366	510
6	6124	1254	1966	1346	524	731	429	659	353	346	453
7	4674	1201	1902	1170	512	587	414	504	344	331	368
8	4309	1131	1687	1089	476	585	378	440	335	236	323
9	4085	1121	1233	841	468	381	371	369	330	232	313
10	4007	931	1023	765	412	329	365	364	301	175	220
11	3787	911	710	725	404	315	355	361	273	147	205
12	3505	888	599	704	393	271	353	275	257	138	176
13	2536	885	590	699	390	266	336	263	257	137	147
14	2323	878	567	697	361	249	335	249	243	130	146
15	1813	762	529	695	354	221	334	224	230	129	144
16	1795	691	522	655	350	213	331	215	220	129	141
17	1687	653	473	606	348	208	287	209	209	128	131
18	1531	609	453	553	344	193	264	205	196	96	127
19	1516	586	450	544	329	172	262	202	195	96	116
20	1398	586	408	531	320	157	241	191	191	93	116
21	1389	575	401	525	318	149	222	186	177	90	115
22	1349	561	371	507	285	148	220	175	177	87	114
23	1279	560	370	504	276	145	213	159	175	84	108
24	1185	558	370	485	271	144	211	154	150	83	106
25	1153	545	334	427	264	141	197	153	149	83	97
26	1148	541	296	378	256	131	191	139	146	78	96
27	1119	488	289	342	253	127	189	129	138	78	96
28	1091	478	289	334	251	121	181	126	137	76	90
29	1026	477	278	329	244	107	180	121	137	76	90
30	995	473	276	329	244	105	174	119	135	74	83
31	984	468	276	328	239	104	171	119	135	73	81
32	974	463	276	328	236	102	170	107	125	73	75
33	863	451	270	323	232	101	167	106	120	72	74
34	860	450	269	318	232	100	163	105	115	72	68
35	832	429	256	312	230	100	157	100	113	71	66
36	746	407	254	302	225	99	154	99	110	70	62
37	668	399	253	300	224	98	149	94	110	69	61
38	567	399	249	299	222	97	146	93	108	69	60
39	558	388	247	297	215	97	145	93	105	69	58
40	520	377	242	288	200	95	143	90	101	66	57
41	518	373	239	287	198	95	143	86	99	66	53
42	507	363	239	271	198	93	139	86	97	64	47
43	500	358	235	270	193	91	135	85	88	64	45
44	487	357	233	265	190	91	134	84	86	64	45
45	483	354	233	248	190	91	133	82	86	64	42
46	471	352	232	243	178	90	131	82	85	64	41
47	440	332	228	242	175	84	130	81	83	63	39
48	436	326	227	240	173	84	130	80	83	59	39
49	436	323	226	236	171	81	125	78	81	58	38
50	431	306	225	235	170	80	124	78	78	57	36
51	431	302	223	234	165	80	124	77	78	56	36
52	396	294	220	232	164	80	121	72	75	56	36
53	384	292	217	231	164	77	120	71	75	55	34
54	382	287	213	220	163	77	119	69	75	55	34
55	380	286	212	212	163	77	111	68	70	54	34
56	367	279	211	211	162	75	109	68	70	54	34
57	361	274	207	211	157	74	108	65	69	54	34
58	357	268	205	211	156	74	107	62	67	54	34
59	356	268	203	209	154	73	101	62	67	54	34

60	355	261	203	209	147	73	98	60	66
61	330	261	202	208	146	70	95	60	64
62	311	255	201	206	139	70	94	59	64
63	310	250	200	206	137	69	92	59	61
64	304	246	176	205	135	67	92	59	61
65	294	245	174	203	127	67	91	59	60
66	285	245	174	202	125	67	91	57	60
67	280	244	174	199	125	65	90	56	59
68	276	242	167	197	122	64	88		58
69	275	242	166	196	121	63	88		58
70	264	236	160	196	121	63	88		
71	258	232	160	194	121		87		
72	257	229	158	191	121		86		
73	254	221	154	190	120		86		
74	252	221	154	185	118		84		
75	251	219	154	183	117		84		
76	244	219	153	177	117		83		
77	233	216	148	173	117		81		
78	232	211	148	173	116		81		
79	228	210	148	172	116		81		
80	222	206	148	171	116		77		
81	218	204	145	167	115		76		
82	216	203	143	166	113		74		
83	216	195	142	164	110		73		
84	212	194	141	163	106		72		
85	212	191	139	163	106				
86	209	191	139	161	105				
87	208	191	138	156	101				
88	201	186	137	154	100				
89	199	178	136	150	100				
90	194	177	133	148	99				
91	185	175	133	148	97				
92	182	174	132	147	96				
93	181	173	131	145	95				
94	176	171	127	145	95				
95	176	168	125	145	95				
96	172	166	125	143	93				
97	171	165	124	142	93				
98	170	165	123	140	92				
99	169	165	122	137	92				
100	167	164	121	137	91				
101	166	164	119	136	91				
102	163	163	118	136					
103	157	162	115	135					
104	147	161	115	133					
105	147	157	111	131					
106	147	157	108	128					
107	146	157	106	128					
108	145	155	105	126					
109	145	147	105	125					
110	144	144	103	123					
111	144	141	103	122					
112	144	140	102	121					
113	143	140	102	119					
114	141	139	101	119					
115	136	139	101	118					
116	135	138	100	117					
117	134	138		117					
118	134	136		117					
119	133	135		116					
120	130	134		115					
121	125	133		115					
122	123	132		113					
123	123	131		113					
124	119	131		113					

125	117	130		110								
126	116	129										
127	115	129										
128	110	128										
129	108	127										
130	107	126										
131	106	125										
132	106	124										
133	103	124										
134	101	124										
135	100	124										
136	100	123										
137	98	122										
138	98	122										
139	98	122										
140	92	122										
141	91	121										
142	90											
143	90											
144	89											
145	88											
146	87											

Table A2-Continued. Data of 23 researcher profiles: the all citations in domain D of asymptotic normality of citations (bases on Google Scholar (GS) and Scopus (S), April, May and June 2023).

	G. Andrews (S)	S. Papadimitr ou (GS)	D. Zeilberger (S)	I. Orović (GS)	C.D. Savage (GS)	V. Spalević (GS)	P. Ziarati (GS)	A. Yong (GS)	D. Kalaj (GS)	P. Vukosla- včević (GS)	K. Monkova	Lj.R. Muta- fchiev (GS)
1	667	754	295	211	581	164	70	111	95	213	62	29
2	286	509	251	169	171	64	66	86	95	125	41	22
3	227	486	224	116	127	57	63	84	92	122	35	21
4	169	450	164	114	123	51	62	82	91	73	35	18
5	165	440	136	105	92	51	57	81	69	63	32	17
6	165	354	98	102	88	49	53	79	54	44	30	16
7	131	284	95	87	82	46	52	67	41	34	27	14
8	127	263	88	84	70	43	51	61	40	33	25	12
9	113	237	86	67	64	41	42	49	33	25	24	12
10	98	211	84	64	63	40	40	44	32	22	22	11
11	96	186	81	62	60	39	39	44	31	16	20	10
12	92	153	78	56	58	38	39	42	30	15	18	
13	83	116	67	53	55	37	34	37	29	15	18	
14	77	101	61	53	53	37	33	37	28	14	17	
15	77	86	57	53	52	36	29	37	27	11	17	
16	75	66	54	51	50	35	28	35	25	9	17	
17	71	54	53	47	49	34	28	24	25		16	
18	65	47	38	45	47	34	28	32	22			
19	64	45	35	41	43	34	27	32	22			
20	63	34	35	41	42	33	27	31	22			
21	58	34	32	39	42	32	27	28	22			
22	57	33	31	38	38	32	27	25	22			
23	54	32	28	36	37	31	26	24				
24	52	30	26	36	36	31	26	24				
25	52	29	25	34	35	31	26					
26	52	26	24	32	35	31	26					
27	51	25	24	32	35	30	26					
28	51	21	23	32	35	29						
29	50	21	23	31	32	29						
30	48	21	21	31	29	28						
31	47	20	20	31	28							
32	47	20		31								
33	47											
34	46											

35	45
36	43
37	42
38	42
39	41
40	41
41	41
42	39

Note:



h -index



The bounds of domain D of asymptotic normality of citations




The values for which $h_d + d = h$

Table A3. The all citations of Sigmund Freud in domain D of asymptotic normality of citations (Google Scholar, June 26 2023)

1	83366	61	1760	121	803	181	525	241	377	301	273
2	28948	62	1751	122	798	182	519	242	376	302	271
3	22542	63	1732	123	793	183	515	243	375	303	271
4	19196	64	1617	124	778	184	514	244	372	304	268
5	15892	65	1615	125	774	185	511	245	372	305	265
6	15401	66	1534	126	771	186	507	246	371	306	265
7	15321	67	1521	127	758	187	503	247	368	307	265
8	9847	68	1518	128	754	188	500	248	364	308	265
9	9602	69	1510	129	752	189	498	249	359	309	262
10	9297	70	1451	130	748	190	497	250	356	310	261
11	8686	71	1449	131	747	191	493	251	356	311	260
12	8653	72	1352	132	732	192	491	252	355	312	259
13	7870	73	1336	133	730	193	488	253	353	313	259
14	7466	74	1321	134	728	194	474	254	350	314	258
15	7281	75	1317	135	723	195	474	255	347	315	258
16	7248	76	1306	136	718	196	473	256	346	316	255
17	7094	77	1298	137	715	197	467	257	344	317	254
18	6435	78	1263	138	710	198	464	258	342	318	253
19	5391	79	1241	139	701	199	457	259	338	319	253
20	5356	80	1236	140	696	200	454	260	338	320	252
21	5137	81	1199	141	693	201	453	261	332	321	252
22	5125	82	1191	142	690	202	449	262	324	322	250
23	4419	83	1190	143	684	203	445	263	323	323	249
24	4239	84	1187	144	684	204	442	264	322	324	248
25	4227	85	1177	145	662	205	441	265	321	325	247
26	3999	86	1165	146	661	206	436	266	320	326	247
27	3249	87	1157	147	656	207	434	267	319	327	245
28	3197	88	1156	148	645	208	431	268	316	328	245
29	3146	89	1150	149	632	209	430	269	316	329	244
30	3057	90	1149	150	631	210	429	270	316	330	244
31	2989	91	1118	151	630	211	427	271	313	331	243
32	2974	92	1115	152	626	212	424	272	310	332	241
33	2944	93	1098	153	626	213	423	273	310	333	239
34	2919	94	1091	154	613	214	422	274	310	334	239
35	2716	95	1081	155	611	215	417	275	309		
36	2671	96	1080	156	607	216	416	276	308		
37	2652	97	1075	157	604	217	412	277	306		
38	2639	98	1068	158	596	218	411	278	305		
39	2631	99	1040	159	595	219	409	279	305		
40	2625	100	1024	160	592	220	409	280	304		
41	2511	101	1022	161	588	221	405	281	303		
42	2497	102	996	162	573	222	403	282	296		
43	2469	103	987	163	566	223	403	283	293		
44	2373	104	968	164	562	224	403	284	293		
45	2351	105	967	165	561	225	403	285	292		
46	2278	106	924	166	557	226	402	286	291		
47	2262	107	921	167	555	227	402	287	288		
48	2170	108	906	168	552	228	400	288	288		
49	2105	109	897	169	551	229	399	289	287		
50	2046	110	873	170	549	230	399	290	284		
51	2032	111	867	171	548	231	394	291	284		
52	1994	112	853	172	547	232	389	292	283		
53	1992	113	850	173	546	233	388	293	281		
54	1948	114	843	174	540	234	388	294	280		
55	1935	115	838	175	539	235	387	295	280		
56	1934	116	827	176	536	236	386	296	278		
57	1893	117	827	177	533	237	385	297	276		
58	1873	118	809	178	531	238	384	298	276		
59	1868	119	806	179	527	239	383	299	276		
60	1800	120	805	180	526	240	381	300	275		

Note:

 h -index
($h = 288$)


 The bounds of domain D of asymptotic normality of citations

Table A4. The all citations of Terence Tao and the bounds of domain D of asymptotic normality of citations (Scopus, April 17 2023)

1	12745	61	80	121	33	181	17	241	5
2	5548	62	80	122	32	182	17	242	5
3	5408	63	78	123	32	183	16	243	5
4	5407	64	78	124	32	184	16	244	5
5	2053	65	77	125	32	185	16	245	5
6	1391	66	76	126	31	186	16	246	4
7	1099	67	75	127	31	187	16	247	4
8	450	68	72	128	31	188	16	248	4
9	356	69	70	129	30	189	15	249	4
10	278	70	70	130	30	190	15	250	4
11	268	71	67	131	30	191	15	251	4
12	267	72	67	132	30	192	15	252	4
13	255	73	67	133	30	193	15	253	3
14	233	74	65	134	29	194	15	254	3
15	231	75	65	135	29	195	15	255	3
16	220	76	63	136	29	196	14	256	3
17	212	77	63	137	28	197	14	257	3
18	194	78	63	138	28	198	13	258	3
19	184	79	61	139	28	199	13	259	3
20	163	80	61	140	28	200	13	260	3
21	159	81	60	141	28	201	13	261	3
22	150	82	57	142	27	202	12	262	2
23	145	83	57	143	27	203	12	263	2
24	141	84	57	144	27	204	12	264	2
25	141	85	56	145	26	205	12	265	2
26	137	86	55	146	25	206	12	266	2
27	136	87	54	147	25	207	12	267	2
28	135	88	53	148	25	208	12	268	2
29	133	89	52	149	24	209	11	269	2
30	133	90	50	150	24	210	11	270	2
31	127	91	48	151	23	211	11	271	2
32	125	92	47	152	23	212	11	272	1
33	125	93	47	153	23	213	11	273	1
34	120	94	47	154	23	214	11	274	1
35	120	95	46	155	23	215	11	275	1
36	117	96	46	156	22	216	11	276	1
37	115	97	45	157	22	217	10	277	1
38	115	98	45	158	22	218	10	278	1
39	114	99	44	159	21	219	9	279	
40	112	100	44	160	21	220	9	280	
41	112	101	43	161	21	221	9		
42	108	102	42	162	20	222	9		
43	106	103	42	163	20	223	9		
44	105	104	42	164	20	224	8		
45	104	105	41	165	20	225	8		
46	101	106	40	166	20	226	8		
47	99	107	40	167	19	227	8		
48	95	108	40	168	19	228	8		
49	94	109	39	169	19	229	8		
50	93	110	39	170	18	230	7		
51	92	111	39	171	18	231	7		
52	90	112	38	172	18	232	7		
53	90	113	37	173	18	233	7		
54	88	114	36	174	18	234	7		
55	85	115	36	175	18	235	7		
56	84	116	36	176	18	236	7		
57	84	117	36	177	18	237	6		
58	83	118	36	178	17	238	6		
59	81	119	35	179	17	239	6		
60	80	120	34	180	17	240	6		

Table A5. The all citations of H.J. Kim in domain D of asymptotic normality of citations (Google Scholar, May 26 2023)

1	20949	61	1034	121	631	181	496	241	422	301	368
2	16571	62	1030	122	625	182	495	242	421	302	367
3	11853	63	1017	123	625	183	493	243	420	303	367
4	7813	64	1015	124	617	184	490	244	419	304	367
5	5326	65	1014	125	615	185	488	245	419	305	365
6	4773	66	1005	126	605	186	487	246	418	306	365
7	4683	67	988	127	604	187	484	247	415	307	363
8	4674	68	975	128	602	188	483	248	415	308	363
9	4605	69	973	129	598	189	482	249	412	309	362
10	2882	70	959	130	595	190	482	250	411	310	362
11	2863	71	944	131	595	191	481	251	411	311	362
12	2800	72	944	132	592	192	480	252	410	312	362
13	2727	73	931	133	591	193	479	253	408	313	359
14	2494	74	928	134	589	194	479	254	407	314	358
15	2344	75	922	135	587	195	479	255	407	315	358
16	2288	76	899	136	586	196	479	256	406	316	358
17	2263	77	896	137	585	197	476	257	405	317	356
18	2252	78	896	138	581	198	475	258	403	318	354
19	2218	79	894	139	580	199	473	259	400	319	354
20	2179	80	894	140	577	200	472	260	399	320	354
21	2005	81	875	141	575	201	471	261	397	321	351
22	1966	82	862	142	565	202	468	262	395	322	350
23	1946	83	857	143	565	203	466	263	395	323	349
24	1934	84	856	144	565	204	466	264	395	324	348
25	1884	85	855	145	563	205	465	265	392	325	348
26	1878	86	849	146	563	206	464	266	391	326	348
27	1795	87	827	147	561	207	464	267	391	327	347
28	1787	88	819	148	548	208	463	268	391	328	347
29	1750	89	811	149	545	209	462	269	391	329	346
30	1730	90	809	150	544	210	462	270	389	330	345
31	1669	91	807	151	540	211	458	271	389	331	344
32	1634	92	807	152	540	212	458	272	388	332	344
33	1591	93	806	153	540	213	457	273	387	333	344
34	1578	94	805	154	539	214	455	274	386	334	342
35	1567	95	793	155	539	215	455	275	385	335	340
36	1505	96	793	156	537	216	454	276	385	336	339
37	1502	97	776	157	534	217	453	277	384	337	338
38	1498	98	776	158	531	218	453	278	384	338	338
39	1437	99	757	159	529	219	451	279	384	339	337
40	1383	100	751	160	529	220	448	280	384	340	336
41	1352	101	744	161	528	221	448	281	384	341	336
42	1330	102	741	162	528	222	447	282	383	342	336
43	1267	103	738	163	525	223	446	283	383	343	335
44	1253	104	726	164	524	224	443	284	382	344	334
45	1211	105	722	165	523	225	439	285	380	345	334
46	1208	106	721	166	522	226	438	286	380	346	332
47	1194	107	717	167	521	227	436	287	380		330
48	1185	108	715	168	520	228	432	288	378		
49	1174	109	714	169	518	229	431	289	377		
50	1167	110	710	170	517	230	430	290	377		
51	1158	111	680	171	515	231	429	291	376		
52	1150	112	678	172	514	232	429	292	375		
53	1123	113	670	173	512	233	429	293	374		
54	1086	114	662	174	511	234	426	294	373		
55	1081	115	657	175	508	235	425	295	373		
56	1080	116	657	176	506	236	425	296	372		
57	1078	117	654	177	504	237	424	297	370		
58	1074	118	645	178	504	238	424	298	369		
59	1050	119	635	179	504	239	424	299	369		
60	1042	120	631	180	498	240	424	300	369		

Note:

h -index
($h = 70$,
signed in bold)



The bounds of domain D of
asymptotic normality of citations

Table A6. The all citations of R. Kessler in domain D of asymptotic normality of citations (Google Scholar, May 24 2023)

1	34554	61	1564	121	877	181	627	241	458	301	365	361	273
2	20715	62	1560	122	876	182	623	242	457	302	364	362	273
3	15855	63	1558	123	875	183	623	243	457	303	363	363	272
4	15375	64	1552	124	872	184	618	244	456	304	363	364	272
5	10173	65	1550	125	872	185	612	245	440	305	362		
6	9435	66	1528	126	869	186	606	246	440	306	358		
7	6639	67	1520	127	869	187	606	247	440	307	358		
8	6320	68	1506	128	867	188	602	248	438	308	355		
9	5141	69	1477	129	866	189	586	249	437	309	353		
10	5125	70	1446	130	853	190	585	250	436	310	353		
11	4787	71	1425	131	850	191	585	251	434	311	350		
12	4491	72	1413	132	850	192	581	252	432	312	346		
13	3669	73	1410	133	844	193	580	253	428	313	345		
14	3431	74	1410	134	844	194	580	254	427	314	345		
15	3419	75	1369	135	844	195	580	255	421	315	344		
16	3370	76	1352	136	825	196	577	256	421	316	342		
17	3068	77	1345	137	818	197	566	257	421	317	340		
18	3044	78	1328	138	817	198	563	258	419	318	340		
19	3038	79	1315	139	796	199	563	259	416	319	338		
20	2995	80	1309	140	793	200	562	260	413	320	338		
21	2960	81	1263	141	792	201	553	261	413	321	337		
22	2951	82	1259	142	789	202	551	262	413	322	335		
23	2938	83	1257	143	784	203	550	263	409	323	333		
24	2919	84	1257	144	784	204	547	264	408	324	330		
25	2910	85	1250	145	780	205	546	265	408	325	330		
26	2772	86	1214	146	778	206	546	266	407	326	330		
27	2771	87	1194	147	774	207	545	267	406	327	329		
28	2763	88	1185	148	774	208	544	268	406	328	326		
29	2752	89	1176	149	772	209	540	269	405	329	325		
30	2727	90	1164	150	759	210	539	270	404	330	324		
31	2630	91	1162	151	754	211	538	271	402	331	323		
32	2536	92	1147	152	754	212	535	272	398	332	321		
33	2470	93	1134	153	753	213	533	273	397	333	320		
34	2424	94	1121	154	751	214	532	274	397	334	318		
35	2395	95	1114	155	745	215	529	275	395	335	317		
36	2304	96	1111	156	740	216	526	276	392	336	315		
37	2261	97	1106	157	738	217	524	277	390	337	314		
38	2213	98	1101	158	731	218	518	278	390	338	314		
39	2205	99	1094	159	727	219	514	279	390	339	313		
40	2082	100	1093	160	724	220	513	280	388	340	311		
41	2045	101	1089	161	723	221	511	281	388	341	310		
42	2016	102	1076	162	703	222	509	282	387	342	305		
43	1987	103	1075	163	692	223	508	283	386	343	305		
44	1945	104	1073	164	692	224	503	284	386	344	304		
45	1931	105	1066	165	676	225	497	285	385	345	302		
46	1868	106	1053	166	676	226	493	286	384	346	302		
47	1853	107	1031	167	674	227	490	287	382	347	300		
48	1787	108	1019	168	671	228	485	288	380	348	299		
49	1750	109	1018	169	670	229	482	289	379	349	298		
50	1749	110	1014	170	668	230	482	290	379	350	295		
51	1747	111	992	171	663	231	481	291	379	351	294		
52	1733	112	990	172	662	232	480	292	378	352	291		
53	1711	113	985	173	656	233	474	293	378	353	290		
54	1706	114	972	174	645	234	472	294	377	354	290		
55	1696	115	967	175	642	235	467	295	377	355	289		
56	1668	116	937	176	641	236	466	296	377	356	288		
57	1637	117	927	177	637	237	462	297	376	357	286		
58	1612	118	901	178	633	238	461	298	373	358	280		
59	1566	119	893	179	630	239	460	299	370	359	280		
60	1566	120	889	180	629	240	460	300	370	360	279		

Note:

h -index
($h = 327$,
signed in bold)

The bounds of domain D of
asymptotic normality of citations

We present below the calculations via software *Wolfram Mathematica 11* of all bibliometric indicators and the indices from Table 5 of A. Einstein, as well as the calculations of the h -defect, the e_d and $e_{\{d + 1\}}$ indices for H.J. Kim, R. Kessler, L. Leydesdorf, J. Hirsch, C.F. Gauss and C.G. Meyer.

1) Albert Einstein (Google Scholar, May 21 2023)

e_{59}

(150565-
(23200+20218+7572+7216+7029+6124+4674+4309+4085+4007+3787+3505+2536+2323+1813
+1795+1687+1531+1516+1398+1389+1349+1279+1185+1153+1148+1119+1091+1026+995+98
4+974+863+860+832+746+668+567+558+520+518+507+500+487+483+471+440+436+
436+431+431+396+384+382+380+367+361+357+356)+123+119+117+116+115+110+108+107+
106+106+103+101+100+100+98+98+98+98+92+91+90+90+89+88+87- 87^2)^{0.5}

88.27230596285564

$e_{59}=88.27230596285564$

$h_{59}=87$

e_{60}

(150565-
(23200+20218+7572+7216+7029+6124+4674+4309+4085+4007+3787+3505+2536+2323+1813
+1795+1687+1531+1516+1398+1389+1349+1279+1185+1153+1148+1119+1091+1026+995+98
4+974+863+860+832+746+668+567+558+520+518+507+500+487+483+471+440+436+
436+431+431+396+384+382+380+367+361+357+356+355)+123+119+117+116+115+110+108+
107+106+106+103+101+100+100+98+98+98+98+92+91+90+90+89+88+87- 87^2)^{0.5}

86.23804264940155

$e_{60}=86.23804264940155$

As $e_{59} > h_{59}$ and $e_{60} < h_{60}$, $d(\text{the } h\text{-defect of approximative normality})=59$

$N_{cit_{59}}(h)$

150565-
(23200+20218+7572+7216+7029+6124+4674+4309+4085+4007+3787+3505+2536+2323+1813
+1795+1687+1531+1516+1398+1389+1349+1279+1185+1153+1148+1119+1091+1026+995+98
4+974+863+860+832+746+668+567+558+520+518+507+500+487+483+471+440+436+436+431
+431+396+384+382+380+367+361+357+356)+123+119+117+116+115+110+108+107+106+106+
103+101+100+100+98+98+98+98+92+91+90+90+89+88+87

15361

$N_{cit_{59}}$

161009-
 (23200+20218+7572+7216+7029+6124+4674+4309+4085+4007+3787+3505+2536+2323+1813
 +1795+1687+1531+1516+1398+1389+1349+1279+1185+1153+1148+1119+1091+1026+995+98
 4+974+863+860+832+746+668+567+558+520+518+507+500+487+483+471+440+436+436+431
 +431+396+384+382+380+367+361+357+356)

23255

$$q_{59} = 2 * N_{cit}^{(59)}(h) / h_{59}^2 - 1$$

$$2 * 15361 / 87^2 - 1.0$$

3.05892

$$q_{59} / e_{59}$$

$$3.058924560708152 / 88.27230596285564$$

0.0346533

$$I_{59} = (a_{59}, b_{59}) = (((1 - q_{59}/e_{59}) * h_{59} / 0.5404446394667307)^2, ((1 + q_{59}/e_{59}) * h_{59} / 0.5404446394667307)^2)$$

$$a_{59}$$

$$((1 - 0.03465327576233622) * 87 / 0.5404446394667307)^2$$

24149.2

$$b_{59}$$

$$((1 + 0.03465327576233622) * 87 / 0.5404446394667307)^2$$

27741.2

So $I_{59} = (24149.20, 27741.23)$

$$J_{59} = (c_{59}, d_{59}) = (24149.20 + 137754, 27741.23 + 137754) = (161903.20, 165495.23)$$

Remark. Observe that the lower bound of the interval J_{59} is 161903.20 which is very close to the total number of Einstein's citations, Namely $c_{59} - N_{cit} = 161903.20 - 161009 = 894.2$, and the relative error $\Delta(c_{59}) = 894.2 / 161009 = 0.005554$

$$A' = \bar{J}_{59} = (c_{59} + d_{59}) / 2 = (161903.20 + 165495.23) / 2 = 163699.22$$

$$A' - N_{cit} = 163699.22 - 161009 = 2690.22$$

$$\Delta\{A'\} = (A' - N_{cit}) / N_{cit} = (163699.22 - 161009) / 161009 = 0.0167085$$

Since $e_{59} - h_{59} = 88.27230596285564 - 87 = 1.27230596285564 > 1$, we define $\beta = 1$ and $\alpha = 0$, and so

$$B' = \alpha * c_{59} + \beta * d_{59} = 0 * 161903.20 + 1 * 165495.23 = 165495.23$$

$$\Delta\{B'\} = (B' - N_{cit}) / N_{cit} = (165495.23 - 161009) / 161009 = 0.02786322503710979$$

Now we calculate the intervals I_{60} and J_{60} .

e_{60}

(150565-
 (23200+20218+7572+7216+7029+6124+4674+4309+4085+4007+3787+3505+2536+2323+1813
 +1795+1687+1531+1516+1398+1389+1349+1279+1185+1153+1148+1119+1091+1026+995+98
 4+974+863+860+832+746+668+567+558+520+518+507+500+487+483+471+440+436+436+431
 +431+396+384+382+380+367+361+357+356+355)+123+119+117+116+115+110+108+107+106
 +106+103+101+100+100+98+98+98+98+92+91+90+90+89+88+87-87^2)^0.5

86.23804264940155

Ncit_60(h)

150565-
 (23200+20218+7572+7216+7029+6124+4674+4309+4085+4007+3787+3505+2536+2323+1813
 +1795+1687+1531+1516+1398+1389+1349+1279+1185+1153+1148+1119+1091+1026+995+98
 4+974+863+860+832+746+668+567+558+520+518+507+500+487+483+471+440+436+436+431
 +431+396+384+382+380+367+361+357+356+355)+123+119+117+116+115+110+108+107+106
 +106+103+101+100+100+98+98+98+98+92+91+90+90+89+88+87

15006

Ncit_60

161009-
 (23200+20218+7572+7216+7029+6124+4674+4309+4085+4007+3787+3505+2536+2323+1813
 +1795+1687+1531+1516+1398+1389+1349+1279+1185+1153+1148+1119+1091+1026+995+98
 4+974+863+860+832+746+668+567+558+520+518+507+500+487+483+471+440+436+436+431
 +431+396+384+382+380+367+361+357+356+355)

22900

$$q_{60} = 2 * N_{cit}^{(60)}(h) / h_{60}^2 - 1 = 2 * 15006 / 87.0^2 - 1$$

2.9651208878319464

$$q_{60} / e_{60}$$

$$2.9651208878319464 / 86.23804264940155$$

0.03438297990930251

$$I_{60} = (a_{60}, b_{60}) = (((1 - q_{60} / e_{60}) * h_{60} / 0.5404446394667307)^2, ((1 + q_{60} / e_{60}) * h_{60} / 0.5404446394667307)^2)$$

a_60

$$((1 - 0.03438297990930251) * 87 / 0.5404446394667307)^2$$

24162.72

b_60

$$((1 + 0.03438297990930251) * 87 / 0.5404446394667307)^2$$

27726.74

$$\text{So } I_{60} = (24162.72, 27726.74)$$

$$J_{60} = (c_{60}, d_{60}) = (24162.72 + 138109, 27726.74 + 138109) = (162271.72, 165835.74)$$

$$A' = \bar{\{J_{60}\}} = (c_{60} + d_{60}) / 2 = (162271.72 + 165835.74) / 2 = 164054.73$$

$$A''-N_cit=164054.73-161009 = 3045.73$$

$$\Delta\{A''\}=(A''-N_cit)/N_cit=(164054.73-161009)/161009= 0.0189165$$

$$A=(A'+ A'')/2= (163699.22+164054.73)=\mathbf{163876.98}$$

$$A-N_cit=161009-163876.98= \mathbf{-2867.98}$$

$$\Delta\{A\}=(A-N_cit)/N_cit=(163876.98-161009)/161009=\mathbf{0.0178125}$$

Since $h_{60}-e_{60} = 87-86.23804264940155=0.2380426494015495<1$, we define

β' =(the fractional part of $h_{60}-e_{60}$)= 0.2380426494015495 and

α' = 0.7619573505984505 , and so

$$B''=\beta'*c_{60}+\alpha'*d_{60}=0.2380426494015495*161903.20+0.7619573505984505*165495.23=\mathbf{164640.17}$$

$$B''-N_cit=164640.17-161009=\mathbf{3631.17}$$

$$\Delta\{B''\}=(B''-N_cit)/N_cit=(\mathbf{164640.17}-161009)/161009=\mathbf{0.0225526}$$

Finally,

$$B=(B'+ B'')/2=(165495.23+164640.17)/2=\mathbf{165067.70}$$

$$\Delta\{B\}=(B-N_cit)/N_cit=(\mathbf{165067.70}-161009)/161009= \mathbf{0.0252079}$$

Notice that $\Delta\{B\}=0.0252079>0.0178125=\Delta\{A\}$

2) H.J. KIM (Google Scholar, May 26 2023) $h=338$, $N_cit=518589$

e_{13}

(312483-

(20949+16571+11853+7813+5326+4773+4683+4674+4605+2882+2863+2800+2727)+(338+337+336+336+335+334+334)-333²)^{0.5}

$$\mathbf{e_{13}= 333.80383460949037>333= h_{13}}$$

e_{14}

(312483-

(20949+16571+11853+7813+5326+4773+4683+4674+4605+2882+2863+2800+2727+2494)+(338+337+336+336+335+334+334)-332²)^{0.5}

$$\mathbf{e_{14}= 331.052865868882<332= h_{14}}$$

So d (the h - defect)=333

The first 200 publications

(20949+16571+11853+7813+5326+4773+4683+4674+4605+2882+2863+2800+2727+2494+2344+2288+2263+2252+2218+2179+2005+1966+1946+1934+1884+1878+1795+1787+1750+1730+1669+1634+1591+1578+1567+1505+1502+1498+1437+1383+1352+1330+1267+1253+1211+1208+1194+1185+1174+1167+1158+1150+1123+1086+1081+1080+1078+1074+1050+1042+1034+1030+1017+1015+1014+1005+988+975+973+959+944+944+931+928+922+899+896+896+894+894+875+862+857+856+855+849+827+819+811+809+807+807+806+805+793+793+776+776+757+751)+(744+741+738+726+722+721+717+715+714+710+680+678+670+662+657+657+654+645+635+631+631+625+625+617+615+605+604+602+598+595+595+592+591+589+587+586+585+581+580+577+575+565+565+565+563+563+561+548+545+544+540+540+540+539+539+5

37+534+531+529+529+528+528+525+524+523+522+521+520+518+517+515+514+512+511+508+506+504+504+504+498+496+495+493+490+488+487+484+483+482+482+481+480+479+479+479+479+476+475+473+472)

3) Ronald Kessler (Google Scholar, May 24 2023)

e_94

(432109-
(34554+20715+15855+15375+10173+9435+6639+6320+5141+5125+4787+4491+3969+3431+3419+3370+3068+3044+3038+2995+2960+2951+2919+2916+2772+2771+2763+2752+2727+2630+2563+2470+2424+2395+2304+2261+2213+2205+2082+2045+2016+1987+1945+1931+1868+1853+1787+1750+1749+1749+1747+1733+1711+1706+1696+1668+1637+1612+1566+1566+1564+1560+1558+1552+1550+1528+1520+1506+1477+1446+1425+1413+1410+1369+1352+1345+1328+1315+1309+1263+1259+1257+1257+1250+1214+1194+1185+1176+1164+1162+1147+1147+1134+1121)+326+325+324+323+321+320+318+317+315+314+314+313+311+310+305+305+304+302+302+300+299+298+295+294+291+290+290+289+288+286+280+280+279+273+273+272+272-270^2)^0.5

e_94=271.157>270=h_94

e_95

(432109-
(34554+20715+15855+15375+10173+9435+6639+6320+5141+5125+4787+4491+3969+3431+3419+3370+3068+3044+3038+2995+2960+2951+2919+2916+2772+2771+2763+2752+2727+2630+2563+2470+2424+2395+2304+2261+2213+2205+2082+2045+2016+1987+1945+1931+1868+1853+1787+1750+1749+1749+1747+1733+1711+1706+1696+1668+1637+1612+1566+1566+1564+1560+1558+1552+1550+1528+1520+1506+1477+1446+1425+1413+1410+1369+1352+1345+1328+1315+1309+1263+1259+1257+1257+1250+1214+1194+1185+1176+1164+1162+1147+1147+1134+1121+1114)+326+325+324+323+321+320+318+317+315+314+314+313+311+310+305+305+304+302+302+300+299+298+295+294+291+290+290+289+288+286+280+280+279+273+273+272+272+270-270^2)^0.5

e_95=269.596<270=h_95

So d(the h-defect)=270

4) L. Leydesdorf (Google Scholar, May 24 2023)

e_14

(54898-
(12829+3505+3269+1738+1395+1346+1170+1089+841+765+725+704+699+697)+117+117+116+115+113+113-111^2)^0.5

e_14=111.786

e_15

(54898-
(12829+3505+3269+1738+1395+1346+1170+1089+841+765+725+704+699+697+655)+117+117+116+115+113+113-110^2)^0.5

e_15=109.827

So d(the h-defect)=111

5) J. Hirsch (Google Scholar May 24 2023)

e_12
(20507-
(7159+2378+881+710+686+659+504+440+369+364+361+275) + (60+59+59+59+59+57+56) -
55^2)^0.5
e_12=55.7225 >55=h_12

e_13
(20507-
(7159+2378+881+710+686+659+504+440+369+364+361+275+263) + (60+59+59+59+59+57+56
+55)-55^2)^0.5
e_13=53.8238<55= h_13

So d(the h- defect)=55

6) C.F. Gauss (GS, May 28 2023, h=44 Nc=11606

N_cit(h)
1953+1417+534+533+510+453+368+323+313+220+205+176+147+146+144+141+131+127+116
+116+115+114+108+106+97+96+96+90+90+83+81+75+74+68+66+62+61+60+58+57+53+47+45
+45
9920

N_cit(h)=9920

e
(9920-44^2)^0.5
89.3532
e=89.3532

q
2*9920/44^2-1.0
9.24793
q=9.24793

q/e
9.258264462809917/89.3532316147547`
0.103614
q/e=0.103614

h+q
9.24793388429752+44
53.2479
h+q=53.2479

h_AN
0.5404446394667307*(11606)^0.5
h_AN=58.2227

lower bound a
the interval I=(a,b)=(((1-
q/e)*(h+q)/0.5404446394667307))^2, ((1+q/e)*(h+q)/0.5404446394667307))^2

((1-0.10361420953107553`)*53.247933884297524`/0.5404446394667307)^2
7799.97
a=7799.97

uper bound b
 $((1+0.10361420953107553) * 53.247933884297524 / 0.5404446394667307)^2$
 11823.3

b=11823.3

I=(a,b)=(7799.97, 11823.3)

Since $e-h=45.41 > 1$ (even $>h=44$), we assume the uper bound $b=11826.47$ for the estimate of $N_{cit}=11606$, i.e., $\beta=1$, $\alpha=0$ and **$B=\alpha * a + \beta * b=11826.47$** .

Hence, the absolute error of N_{cit} is
 $B-N_{cit}=11826.47-11606=220.469999999999935$

and the relative error of N_{cit} is equal
 $\Delta(B)=(B-N_{cit})/N_{cit}=0.01899620885748745$

uper bound b
 $((1+0.10361420953107553) * 53.247933884297524 / 0.5404446394667307)^2$
 11823.3

I=(a,b)=(7799.97,11823.27)

Since $e-h=45.35 > 1$ (even $>h=44$), we assume $\beta=1$; $\alpha=0$ and the uper bound $b=11823.27$ is the estimate of $N_{cit}=11606$, i.e.,

$B=(\alpha * a + \beta * b)=11823.27$. Hence,
 $B-N_{cit}=11823.27-11606=217.270000000000044$

and the relative error of N_{cit} is equal
 $\Delta(A)=(A-N_{cit})/N_{cit}=0.003912560036966091$

e_{18}
 $(9920 - (1953+1417+534+533+510+453+368+323+313+220+205+176+147+146+144+141+131+127) + 42+41+39+39+38+36+36+36-34^2)^{0.5}$
 35.0714
 $e_{18}=35.0714 > 35 = h_{18}$

e_{19}
 $(9930 - (1953+1417+534+533+510+453+368+323+313+220+205+176+147+146+144+141+131+127+126) + 42+41+39+39+38+36+36+36+34-34^2)^{0.5}$
 33.8821

$e_{19}=33.8821 < 34 = h_{19}$

So d (the h -defect)=18

7) Christian G Meyer (Google Scholar May 28 2023), $N_{cit}=49100$, $h=95$

e_9
 $(36684 - (11973+3573+1509+697+590+524+512+476+468) + 93+93+92+92+91-91^2)^{0.5}$
 92.4229
 $e_9=92.4229 > 91 = h_9$

e_{10}
 $(36684 - (11973+3573+1509+697+590+524+512+476+468+412) + 93+93+92+92+91-91^2)^{0.5}$
 90.1665
 $e_{10}=90.1665 < 91 = h_{91}$

So d(the h -defect)=91