

A Differentially Private Weighted Empirical Risk Minimization Procedure and its Application to Outcome Weighted Learning

Spencer Giddens*

SGIDDENS@ND.EDU

*Department of Applied and Computational Mathematics and Statistics
University of Notre Dame
Notre Dame, IN 46556, USA*

Yiwang Zhou*

YIWANG.ZHOU@STJUDE.ORG

*Department of Biostatistics
St. Jude Children's Research Hospital
Memphis, TN 38105, USA*

Kevin R. Krull

KEVIN.KRULL@STJUDE.ORG

*Department of Psychology and Biobehavioral Sciences
St. Jude Children's Research Hospital
Memphis, TN 38105, USA*

Tara M. Brinkman

TARA.BRINKMAN@STJUDE.ORG

*Department of Psychology and Biobehavioral Sciences
St. Jude Children's Research Hospital
Memphis, TN 38105, USA*

Peter X.K. Song

PXSONG@UMICH.EDU

*Department of Biostatistics
University of Michigan
Ann Arbor, MI 48109, USA*

Fang Liu[†]

FLIU2@ND.EDU

*Department of Applied and Computational Mathematics and Statistics
University of Notre Dame
Notre Dame, IN 46556, USA*

Editor: My editor

Abstract

It is common practice to use data containing personal information to build predictive models in the framework of empirical risk minimization (ERM). While these models can be highly accurate in prediction, sharing the results from these models trained on sensitive data may be susceptible to privacy attacks. Differential privacy (DP) is an appealing framework for addressing such data privacy issues by providing mathematically provable bounds on the privacy loss incurred when releasing information from sensitive data. Previous work has primarily concentrated on applying DP to unweighted ERM. We consider weighted ERM (wERM), an important generalization, where each individual's contribution to the objective function can be assigned varying weights. We propose the first differentially private algorithm for general wERM, with theoretical DP guarantees. Extending the existing DP-ERM procedures to wERM creates a pathway for deriving privacy-preserving learning methods for individualized treatment rules, including the popular outcome weighted learning (OWL). We evaluate the performance of the DP-wERM framework applied to OWL in both simulation studies and in a real clinical trial. All empirical results demonstrate the feasibility of training OWL models via wERM with DP guarantees while maintaining sufficiently robust model performance, providing strong evidence for the practicality of implementing the proposed privacy-preserving OWL procedure in real-world scenarios involving sensitive data.

Keywords: Differential privacy; global sensitivity; individualized treatment rule; support vector machines; weighted empirical risk minimization.

1 Introduction

Outcome weighted learning (OWL) (Zhao et al., 2012) has gained great popularity as one of the most effective machine learning (ML) techniques for delivering individualized medical or business decisions. For example, in a two-armed randomized trial, where participants are randomly assigned to one of two treatments, a “benefit” metric is measured to assess the effectiveness of the treatment for each participant. The OWL loss function represents the benefit-weighted average shortfall between the randomly assigned treatment and predicted labels, minimization of which will lead to a classifier that can be used to predict the optimal treatment with the highest expected benefit for an individual.

The current literature on OWL assumes that data scientists have unrestricted access to training data. This assumption proves impractical in real-world applications where sensitive health information exists in data sources such as randomized clinical trials, electronic health records, and national surveys, necessitating the protection of data privacy for ethical and legal purposes when training OWL models.

We propose a general framework of *differentially private weighted empirical risk minimization (DP-wERM)*, of which DP-OWL is a special case, to release privacy-preserving outputs from wERM. DP-OWL leverages the recent advancements in differentially private support vector machines (SVMs), which play a vital role in the optimization of OWL models. DP-OWL aims to provide a practical solution for training OWL models on sensitive data, facilitating information sharing with mathematical privacy guarantees.

1.1 Background

Individualized treatment rules (ITRs) are fundamental in the field of precision medicine (Council, 2011; Collins and Varmus, 2015), an innovative framework for maximizing the clinical benefit that takes into account individual heterogeneity to tailor treatments for subgroups of patients (Qian and Murphy, 2011) instead of relying on a one-size-fits-all paradigm. In addition to precision medicine, ITRs are also applicable to personalized advertising (Wang et al., 2015; Sun et al., 2015) and recommender systems (Schnabel et al., 2016; Lada et al., 2019).

Various methods have been proposed in the literature to establish ITRs. OWL is a common framework for constructing ITRs by directly optimizing the population-level expected outcomes. Zhao et al. (2012) showed that estimating the optimal ITR is equivalent to a classification problem of treatment groups, in which participants in different groups are weighted proportionally to their observed clinical benefits. OWL has also been extended to search for individualized continuous doses (Chen et al., 2016), derive ITRs for multiple treatment options (Zhou et al., 2018b), and establish dynamic treatment regimes (Eguchi and Komori, 2022). Zhou et al. (2017) proposed residual weighted learning (RWL) to improve the finite sample performance of OWL by weighting individual participants with the residuals of their benefits obtained by a regression model and solving the optimization problem using a difference of convex algorithm. Matched learning (M-learning) (Wu et al., 2020) further improves the OWL-based framework by utilizing matching instead of inverse probability weighting to balance participants in different treatments, making the algorithm more applicable for the analysis of observational studies (e.g., large-scale electronic health

records). We focus on OWL in this work with formal privacy guarantees and will explore incorporating privacy guarantees in other types of ITR frameworks in future work.

Differential privacy (DP) (Dwork et al., 2006b) is a state-of-the-art privacy notion that provides a mathematically rigorous framework for ensuring the privacy of sensitive datasets. Privacy literature has repeatedly shown that ad hoc de-identification and anonymization of sensitive datasets, even if done carefully, is insufficient to guarantee privacy. There are several examples across various disciplines where attackers leveraged anonymized data to infer masked or removed values (Narayanan and Shmatikov, 2008; Sweeney, 2015; Ahn, 2015). Aggregated statistics are also vulnerable, as demonstrated by an attack on the 2010 US Census (Desfontain, 2021). Sometimes (even black-box) access to trained ML models permits inferring membership in the training data (Shokri et al., 2017) and attribute values in some cases (Zhao et al., 2021). DP has emerged as a popular framework in privacy research, offering precise mathematical guarantees of privacy that do not make any assumptions on the would-be attacker’s methods or auxiliary knowledge. In this framework, carefully calibrated random noise is injected through a randomized mechanism into statistics or function outputs derived from sensitive data, lowering the probability of learning personal information used to generate the outputs.

1.2 Related Work

In work completed concurrently to, but independently from ours, Spicker et al. (2024) developed a method for differentially private OWL. Their method is an extension of the DP SVM approach (Rubinstein et al., 2012), which is less general than the DP-ERM approach (Chaudhuri et al., 2011) in that it is based in the SVM framework and not directly extensible to other ERM problems. Comparatively, our DP-wERM framework is more general.

To our knowledge, no other privacy-preserving counterparts have been developed for the models constructing ITRs. Though some recent work estimates the individual treatment effects themselves in a DP-satisfying manner (Betlei et al., 2021; Niu et al., 2022), our work is different in that it learns a treatment assignment rule with DP guarantees.

In terms of DP-ERM, Chaudhuri and Monteleoni (2009) analyzed the application of DP to releasing logistic regression coefficients. Chaudhuri et al. (2011) generalized DP logistic regression and developed DP counterparts to binary classification problems in a general unweighted ERM framework. Subsequent works have incrementally improved DP-ERM analysis, such as by tightening bounds on excess risk or making the methods more computationally efficient (Bassily et al., 2014; Kasiviswanathan and Jin, 2016). Kifer et al. (2012) extended the framework in Chaudhuri et al. (2011) to the approximate DP framework with a broader set of regularizers.

1.3 Our Work and Contribution

Motivated by the problem of training OWL models using sensitive datasets, we formulate a general wERM problem and present a procedure to achieve DP guarantees for the outputs from wERM, of which OWL is special case. wERM is an extension of unweighted ERM, where individual weights are applied to the loss function evaluated at each observation in the training dataset.

We prove that, under certain regularity conditions, our wERM algorithm is differentially private. We discuss how to enhance the utility of our algorithm for a given privacy budget through hyperparameter tuning and feature selection. We also provide an algorithm for optimal hyperparameter tuning using a dataset independent of the sensitive dataset on which the wERM is trained and examine its robustness even when the independent dataset deviates from the sensitive dataset in some aspects. To our knowledge, our procedure represents the first extension to the wERM case of the unweighted ERM models with DP guarantees examined in Chaudhuri and Monteleoni (2009); Chaudhuri et al. (2011); Kifer et al. (2012), among others.

We apply our DP-wERM algorithm in a simulation study and a real randomized clinical trial to train OWL with privacy guarantees. The results demonstrate that our algorithm has the potential to build useful OWL models for optimal ITR derivation and fairly accurate estimation of the empirical treatment value relative to their nonprivate counterparts while preserving privacy for study participants.

2 Preliminaries

In this section, we formalize the notions of wERM, OWL, and DP. By default, an unspecified norm is the ℓ_2 norm (i.e., $\|\cdot\| = \|\cdot\|_2$) and boldfaced symbols are vector-valued.

2.1 Weighted Empirical Risk Minimization (wERM)

Let $(\mathbf{x}_i, y_i) \in (\mathcal{X}, \mathcal{Y})$ represent the p features or predictors in observation i and the corresponding outcome, respectively, for $i = 1, \dots, n$. Let $\ell : \mathcal{Y} \times \mathcal{Y} \rightarrow \mathbb{R}$ denote a non-negative loss function over the label space \mathcal{Y} . The goal in ERM is to determine a predictor function f that minimizes the loss function over the data. Linear regression, logistic regression, and SVM are all examples of ERM. We assume f is parameterized by $\boldsymbol{\theta}$. It is also common to employ a regularizer R that penalizes the complexity of $f_{\boldsymbol{\theta}}$; the solution to a regularized unweighted ERM is

$$\arg \min_{f_{\boldsymbol{\theta}} \in \mathcal{F}} \left\{ \frac{1}{n} \sum_{i=1}^n \ell(f_{\boldsymbol{\theta}}(\mathbf{x}_i), y_i) + \frac{\gamma}{n} R(\boldsymbol{\theta}) \right\} = \arg \min_{f_{\boldsymbol{\theta}} \in \mathcal{F}} \left\{ \frac{1}{n} \sum_{i=1}^n \ell_i(\boldsymbol{\theta}) + \frac{\gamma}{n} R(\boldsymbol{\theta}) \right\}, \quad (1)$$

where $\gamma > 0$ is a tunable regularization constant and \mathcal{F} is an appropriate predictor function space that governs specific instances of ERM.

In some applications, each of the n loss function terms $\ell_i(\boldsymbol{\theta})$ in the ERM problem in Eqn (1) may be weighted differently, leading to weighted ERM (wERM).

Definition 1 (weighted empirical risk minimization (wERM)). *Define (\mathbf{x}_i, y_i) , ℓ , R , γ , and \mathcal{F} as above. Let w_i denote the weight associated with individual loss $\ell_i(\boldsymbol{\theta}) = \ell(f_{\boldsymbol{\theta}}(\mathbf{x}_i), y_i)$. A wERM problem is defined as*

$$\arg \min_{f_{\boldsymbol{\theta}} \in \mathcal{F}} \left\{ \frac{1}{n} \sum_{i=1}^n w_i \ell(f_{\boldsymbol{\theta}}(\mathbf{x}_i), y_i) + \frac{\gamma}{n} R(\boldsymbol{\theta}) \right\} = \arg \min_{f_{\boldsymbol{\theta}} \in \mathcal{F}} \left\{ \frac{1}{n} \sum_{i=1}^n w_i \ell_i(\boldsymbol{\theta}) + \frac{\gamma}{n} R(\boldsymbol{\theta}) \right\}. \quad (2)$$

An example of wERM is OWL, as introduced next.

2.2 Outcome Weighted Learning (OWL)

Consider a dataset $D = \{(\mathbf{x}_i, A_i, B_i); i = 1, \dots, n\}$ collected from either a randomized clinical trial or an observational study with a total of n participants. A p -dimensional vector $\mathbf{x} = (x_1, \dots, x_p)^\top \in \mathcal{X} \subseteq \mathbb{R}^p$ contains features used for ITR derivation. WLOG, we assume a binary treatment $A \in \mathcal{A} = \{-1, 1\}$ that each participant with probability $P(A|\mathbf{x})$ at the beginning of the study. In a randomized clinical trial, complete randomization implies $P(A = 1|\mathbf{x}) = P(A = -1|\mathbf{x}) = 0.5$. In an observational study, treatment assignment depends on the features \mathbf{x} , and the probability $P(A|\mathbf{x})$ can be estimated using methods such as logistic regression. Noted is that A does not necessarily represent the underlying optimal treatment assignment that is the most beneficial (measured by B) for a subjects in ITR settings. In other words, there are no labels in the training data for ITR problems – a key difference between ITR and traditional ML classification problems. The goal of ITR is not to estimate a treatment assignment function that predicts the treatment an individual actually receives, but rather to leverage the benefit information B to produce a function that will assign individuals to their underlying optimal treatment assignment in the future;

OWL (Zhao et al., 2012) is a seminal work enabling the estimation of an optimal ITR T^* that maximizes the expected clinical benefit $\mathbb{E}[\frac{B}{P(A|\mathbf{x})} \mathbb{1}(A = T(\mathbf{x}))]$, where $\mathbb{1}(\cdot)$ is an indicator function and $P(A|\mathbf{x})$ is the propensity score – the probability of receiving treatment A given \mathbf{x} . WLOG, we assume that the larger the value of B , the greater the treatment benefit. The maximization problem above is equivalent to $T^* \in \arg \min_{T \in \mathcal{T}} \mathbb{E}[\frac{B}{P(A|\mathbf{x})} \mathbb{1}(A \neq T(\mathbf{x}))]$, where $\frac{B}{P(A|\mathbf{x})} \mathbb{1}(A \neq T(\mathbf{x}))$ is a weighted classification error. Therefore, OWL pertains to a weighted classification problem. Let $\mathcal{S} = \{(\mathbf{x}_i, A_i, B_i); i = 1, \dots, n\}$ be a set of observations and let $T(\mathbf{x}) = 1$ if $f(\mathbf{x}) > 0$ and $T(\mathbf{x}) = -1$ otherwise for some predictor function f . Then the optimization problem becomes an ERM problem

$$f^* \in \arg \min_{f \in \mathcal{F}} \frac{1}{n} \sum_{i=1}^n \frac{B_i}{P(A_i|\mathbf{x}_i)} \mathbb{1}(A_i \neq \text{sign}(f(\mathbf{x}_i))).$$

The loss function is a weighted sum of 0-1 loss that is neither convex nor continuous. To solve the optimization problem, OWL uses a convex surrogate hinge loss $\max(0, x)$ to replace the 0-1 loss. To penalize the complexity of the predictor function f , an ℓ_2 penalty is often used, leading to optimization problem:

$$\arg \min_{f_{\boldsymbol{\theta}} \in \mathcal{F}} \left\{ \frac{1}{n} \sum_{i=1}^n \frac{B_i}{P(A_i|\mathbf{x}_i)} \max(0, 1 - A_i f_{\boldsymbol{\theta}}(\mathbf{x}_i)) + \frac{\gamma}{n} \|\boldsymbol{\theta}\| \right\}, \quad (3)$$

where $f_{\boldsymbol{\theta}}(\cdot)$ is a predictor function parameterized in $\boldsymbol{\theta}$. It is straightforward to see that OWL as formulated in Eqn (3) is a special case of wERM from Definition 1, where A corresponds to y in Eqn (2),

$$w_i = \frac{B_i}{P(A_i|\mathbf{x}_i)}, \text{ and } \ell_i(\boldsymbol{\theta}) = \max(0, 1 - A_i f_{\boldsymbol{\theta}}(\mathbf{x}_i)). \quad (4)$$

2.3 Differential Privacy (DP)

We use the DP framework to achieve privacy guarantees when releasing results from OWL models. The DP framework ensures that, regardless of the inclusion or exclusion of any single

individual’s data, the results of a DP-satisfying mechanism acting on a sensitive dataset are sufficiently similar. We formalize DP by first defining the notion of neighboring datasets.

Definition 2 (neighboring datasets (Dwork et al., 2006b)). *Two datasets $D, \tilde{D} \in \mathcal{D}$ are considered neighboring datasets, denoted by $d(D, \tilde{D}) = 1$, if D can be obtained from \tilde{D} by modifying a single individual’s data¹.*

Definition 3 ((ϵ, δ) -differential privacy (Dwork et al., 2006a)). *A randomized mechanism \mathcal{M} satisfies (ϵ, δ) -differential privacy if for all $S \subset \text{Range}(\mathcal{M})$ and $d(D, \tilde{D}) = 1$,*

$$P(\mathcal{M}(D) \in S) \leq e^\epsilon P(\mathcal{M}(\tilde{D}) \in S) + \delta, \quad (5)$$

where $\epsilon > 0$, and $\delta \in [0, 1)$ are privacy loss or privacy budget parameters. When $\delta = 0$, it becomes ϵ -DP.

Participants in the neighboring datasets are arbitrary, and therefore the DP guarantees hold for all participants simultaneously. Per Eqn (5), the privacy of each participant is protected since the resulting output will be similar whether their data is included or not. The tunable parameter ϵ controls the similarity of the output distributions on the neighboring datasets. Smaller ϵ implies more privacy. Generally, $\epsilon \leq 1$ is considered to provide strong privacy guarantees, though it is not unusual to see larger values of ϵ used in applications. It is common to interpret δ as the probability that ϵ -DP fails. The value δ is often set on the order of $o(1/\text{poly}(n))$.

DP possesses appealing theoretical properties that facilitate its implementation in practical settings. The post-processing theorem, for example, ensures that the output of a DP mechanism cannot be further manipulated to weaken the DP guarantees. Additionally, in many situations, it is common to generate multiple statistics or outputs from a sensitive dataset. The quantification of the overall privacy loss over the applications of multiple DP mechanisms to the same dataset is known as privacy loss composition and has been well-studied in the literature (Dwork et al., 2006a; McSherry and Talwar, 2007; Dwork et al., 2010; Abadi et al., 2016; Bun and Steinke, 2016; Mironov, 2017; Dong et al., 2019).

A common way of achieving DP guarantees for information release is to add noise, appropriately calibrated to a given privacy loss or budget, directly to the output before release. The scale of the added noise often relates to the global sensitivity of the output. Global sensitivity is originally defined using the ℓ_1 norm by Dwork et al. (2006b). In this paper, we use a more general definition.

Definition 4 (ℓ_p -global sensitivity (Liu, 2019a)). *Let \mathbf{s} be an output calculated from a dataset. The ℓ_p -global sensitivity of \mathbf{s} is*

$$\Delta_{p,\mathbf{s}} = \max_{d(D,\tilde{D})=1} \left\| \mathbf{s}(D) - \mathbf{s}(\tilde{D}) \right\|_p, \text{ where } \|\cdot\|_p \text{ is the } \ell_p \text{ norm for } p > 0. \quad (6)$$

The global sensitivity bounds the amount by which the output \mathbf{s} can vary between two neighboring datasets. In general, the larger the global sensitivity of an output, the larger the noise scale of a DP mechanism \mathcal{M} is to achieve privacy guarantees at pre-specified (ϵ, δ) . For

1. The modification referred to in Definition 2 can be deletion/removal or substitution/replacement.

example, the Laplace mechanism is a commonly used mechanism that satisfies ϵ -DP (Dwork et al., 2006b) by adding noise drawn from a Laplace distribution with mean 0 and scale $\Delta_{1,\mathbf{s}}/\epsilon$ to the output of a target function/computed statistic \mathbf{s} . As a trade-off, mechanisms satisfying DP generally incur a cost in data utility. Privacy loss parameters (ϵ, δ) can be prespecified to yield a satisfactory trade-off between privacy protection and data utility.

3 Differentially Private wERM for Binary Classification

We now present a general procedure for privacy-preserving wERM via output perturbation and prove that it satisfies ϵ -DP. WLOG, we restrict our attention to the space of linear predictor functions $\mathcal{F} = \{f_{\boldsymbol{\theta}} : f_{\boldsymbol{\theta}}(\mathbf{x}) = \mathbf{x}^{\top}\boldsymbol{\theta}, \boldsymbol{\theta} \in \mathbb{R}^p\}$ in Definition 1. Nonlinear cases (e.g., the radial kernel for SVM) can be approximated with linear predictor functions in unweighted ERM problems (e.g., Chaudhuri et al. (2011) approximates the radial kernel SVM via random projections (Rahimi and Recht, 2007, 2008) in the DP-ERM framework); the same applies to the weighted ERM problems. A predicted label \hat{y} for a given \mathbf{x} can be obtained from the estimated $\hat{f} = f_{\hat{\boldsymbol{\theta}}}(\mathbf{x}) = \mathbf{x}^{\top}\hat{\boldsymbol{\theta}}$, such as $\text{sign}(\hat{f})$ if $y \in \{1, -1\}$, where $\hat{\boldsymbol{\theta}}$ is an optimal solution to the wERM problem.

3.1 Regularity Conditions

To develop a privacy-preserving version for the wERM problem in Definition 1, some regularity conditions are required, as listed in Assumption 1. The conditions not related to the weights \mathbf{w} are the same as the conditions in Chaudhuri et al. (2011).

Assumption 1 (Regularity conditions for DP-wERM).

- A1. $\|\mathbf{x}_i\| \leq 1$ and $w_i \in (0, W]$ for all i ;
- A2. The set of predictor functions are linear predictors $\mathcal{F} = \{f_{\boldsymbol{\theta}} : f_{\boldsymbol{\theta}}(\mathbf{x}) = \mathbf{x}^{\top}\boldsymbol{\theta}, \boldsymbol{\theta} \in \mathbb{R}^p\}$;
- A3. Loss function ℓ is convex and everywhere first-order differentiable;
- A4. For any observed label $y \in \{-1, 1\}$ and any predicted value $\hat{f} = f_{\hat{\boldsymbol{\theta}}}(\mathbf{x})$, the loss function $\ell(\hat{f}, y)$ must be expressible as a function of the product $z = y\hat{f}$; in other words, $\ell(\hat{f}, y) = \tilde{\ell}(z)$ for some function $\tilde{\ell}$. Also, $|\tilde{\ell}'(z)| \leq 1 \forall z$;
- A5. The regularizer R is 1-strongly convex² and everywhere first-order differentiable.

Some of the above conditions (e.g., A1 $\|\mathbf{x}_i\| \leq 1$) are satisfied by minor modifications to datasets. While we focus on predictor functions $f_{\hat{\boldsymbol{\theta}}}(\mathbf{x})$ without an explicit bias (intercept) term, an implicit bias term can still be used by augmenting \mathbf{x} to include a constant term. The above conditions on ℓ and R can be achieved by weighted versions of common classification methods with only minor modifications (if any). For example, the loss function in logistic regression automatically satisfies conditions A3 and A4. The hinge loss function commonly used for SVM can be easily smoothed to an approximation that also satisfies conditions A3 and A4. The popular ℓ_2 -norm regularizer satisfies condition A5.

2. Technically, R could be Λ -strongly convex, but this distinction does not impact our results. We instead assume 1-strong convexity WLOG as this simplifies the proof of Theorem 1.

3.2 DP-wERM Algorithm

Under Assumption 1, we develop the DP-wERM procedure, as presented in Algorithm 1 when solving general wERM problems with ϵ -DP guarantees. The derivation of the global sensitivity $(C + 2W)/\gamma$ on line 3 of Algorithm 1 is provided in Section 4. Noise $\mathbf{z}^* = \zeta \frac{\mathbf{z}}{\|\mathbf{z}\|}$ generated in lines 4 to 7 of the algorithm is equivalent to drawing random sample from distribution $f(\mathbf{z}^*) \propto \exp(-\frac{\epsilon}{\Delta} \|\mathbf{z}^*\|)$ (Chaudhuri and Monteleoni, 2009). The output predictor function f^* on line 8 satisfies ϵ -DP through sanitizing the parameters $\hat{\boldsymbol{\theta}}$ with DP guarantees.

Algorithm 1 Differentially private weighted empirical risk minimization (DP-wERM)

- 1: **Input:** Privacy budget $\epsilon > 0$; dataset $D = (\mathbf{x}_i, y_i, w_i) \in \mathbb{R}^p \times \{-1, 1\} \times \mathbb{R}$ of feature-label-weight triples with $\|\mathbf{x}_i\| \leq 1$ and weights $0 < w_i \leq W$ for all i ; regularization constant $\gamma > 0$; constant C (see Theorem 1); $f_{\boldsymbol{\theta}}(\mathbf{x}) = \mathbf{x}^\top \boldsymbol{\theta}$; loss ℓ and regularizer R .
 - 2: **Output:** Privacy preserving predictor function f^*
 - 3: Set $\hat{\boldsymbol{\theta}} \leftarrow \{\arg \min_{\boldsymbol{\theta} \in \mathbb{R}^p} \frac{1}{n} \sum_{i=1}^n w_i \ell(f_{\boldsymbol{\theta}}(\mathbf{x}_i), y_i) + \frac{\gamma}{n} R(\boldsymbol{\theta})\}$ ▷ wERM without DP
 - 4: Set $\Delta \leftarrow (C + 2W)/\gamma$ ▷ ℓ_2 -global sensitivity of $\hat{\boldsymbol{\theta}}$
 - 5: Sample ζ from a Gamma distribution with shape p and rate ϵ/Δ
 - 6: Sample \mathbf{z} from the p -dimensional multivariate standard Gaussian distribution
 - 7: Set $\hat{\boldsymbol{\theta}}^* \leftarrow \hat{\boldsymbol{\theta}} + \zeta \frac{\mathbf{z}}{\|\mathbf{z}\|}$ ▷ Randomized mechanism to achieve ϵ -DP
 - 8: **return** $f^* = f_{\hat{\boldsymbol{\theta}}^*} = \mathbf{x}^\top \hat{\boldsymbol{\theta}}^*$ for any $\mathbf{x} \in \mathbb{R}^p$ with $\|\mathbf{x}\| \leq 1$
-

3.3 Feature Engineering via Dimensionality Reduction or Variable Selection

The dimension of $\boldsymbol{\theta}$ in the predictor function f increases with the number of predictors in \mathbf{x} . The larger the number of predictors, the larger the amount of noise injected into $\hat{\boldsymbol{\theta}}$ is for a pre-specified privacy budget in Algorithm 1, leading to noisier privacy-preserving $\hat{\boldsymbol{\theta}}^*$ and f^* . It is generally good practice to perform variable selection or dimensionality reduction to limit the number features and thus parameters through dimension reduction or variable selection techniques.

The feature engineering step can be included an internal pre-processing step – which variables are selected and what the newly created features are do not need to be released together with the learned function f^* from Algorithm 1. If the data curator wishes to make the procedure more transparent rather than a “black box”, the selected variables or newly engineered features can be released. When there exists prior knowledge or subject matter expertise that informs the relevant predictors or features, or an independent dataset that can be used to select predictors or perform dimensionality reduction, the feature engineering step would not incur additional privacy cost. If no such knowledge or datasets exist, one can allocate a small amount of the overall privacy budget or divide the whole dataset into two non-overlapping portions for privacy-preserving variable selection (Kifer et al., 2012; Thakurta and Smith, 2013; Steinke and Ullman, 2017) or dimensionality reduction (Chaudhuri et al., 2013; Dwork et al., 2014; Gonem and Gilad-Bachrach, 2018).

3.4 Hyperparameter Tuning

The regularization constant γ in the non-DP setting is often tuned using cross-validation on the same dataset used to fit the model, but this approach cannot be directly applied

to the DP case without considering the complication of privacy loss. The DP literature on statistical and ML procedures often treats the issue of hyperparameter tuning as a secondary issue, implicitly assuming the hyperparameters for those procedures are known *a priori* or can be obtained from other independent data sources. For example, Chaudhuri et al. (2011) provide a hyperparameter tuning method, but privacy loss from hyperparameter tuning in their experiments is not accounted for in the results, essentially assuming a public dataset of the same distribution as the private one. Similarly, Kifer et al. (2012) does not address hyperparameter selection and neither does Abadi et al. (2016) discuss how hyperparameters in deep neural networks are selected when training the neural networks with DP guarantees.

If no prior knowledge exists to inform the choice of hyperparameters, the sensitive dataset itself can be used to tune hyperparameters and caution must be used so as not to violate DP guarantees. Two approaches can be used for the tuning task: (1) allocating a portion of the total privacy budget or (2) allocating a portion of the dataset. The former approach permits use of the whole dataset for both hyperparameter tuning and model training, while the latter allows for tuning at the same privacy budget as used for training the DP-wERM on the rest of the data. The hyperparameter tuning method suggested by Chaudhuri et al. (2011) follows the second approach. If the training dataset is not large enough, both approaches are likely to return noisy “optimal” hyperparameters that may not have good utility.

Our experiments show that the optimal value for the regularization constant γ for DP-wERM varies with the privacy budget ϵ and the training set size n . Thus, it is important to tune γ in order to obtain the best possible performance for DP-wERM. To aid this process, we provide an (ϵ, n) -adaptive procedure in Algorithm 2 for tuning γ .

Algorithm 2 (n, ϵ) -adaptive hyperparameter tuning using an independent dataset

- 1: **Input:** training data size n ; privacy budget ϵ ; hyperparameter tuning dataset D_0 of size n_0 ; minimum validation set size m ($m < n_0$); candidate regularization constant set $\{\gamma_1, \dots, \gamma_k\}$; number of repeats r ; evaluation metric $v(f^*, D_0)$ for fitted model f^* .
 - 2: **Output:** (n, ϵ) -adaptive regularization hyperparameter γ
 - 3: **for** $i = 1, 2, \dots, k$ **do**
 - 4: **for** $j = 1, 2, \dots, r$ **do**
 - 5: **if** $n > n_0 - m$ **then**
 - 6: Set $D_{j,\text{valid}}$ to be a random subset of D_0 of size m , sampled without replacement
 - 7: Set $D_{j,\text{train}}$ to be a set of size n_0 , sampled with replacement from $D_0 \setminus D_{j,\text{valid}}$
 - 8: **else**
 - 9: Set $D_{j,\text{train}}$ to a set of size n_0 , sampled without replacement from D_0
 - 10: Set $D_{j,\text{valid}} = D \setminus D_{j,\text{train}}$
 - 11: **end if**
 - 12: Run Algorithm 1 given ϵ , $D_{j,\text{train}}$, and γ_i to obtain $f_{j,i}^*$
 - 13: Compute and store $v(f_{j,i}^*, D_{j,\text{valid}})$
 - 14: **end for**
 - 15: Set $\bar{v}_i = r^{-1} \sum_{j=1}^r v(f_{j,i}^*, D_{j,\text{valid}})$
 - 16: **end for**
 - 17: Set $i^* = \arg \max_i \{\bar{v}_1, \bar{v}_2, \dots, \bar{v}_k\} \triangleright$ WLOG, suppose better model has larger metric
 - 18: **return** $\gamma = \gamma_{i^*}$
-

Algorithm 2 can be used when a subset of the sensitive dataset or an independent dataset D_0 from the sensitive dataset is available for tuning γ . When the size of this dataset n_0 is small, such as in the former case or if D_0 is a small pilot study in the latter case, it is likely the steps in lines 6 and 7 will be used. If D_0 is not “perfect” (e.g., its \mathbf{X}_0 might not completely overlap with \mathbf{X} in the sensitive dataset or contain the latter as a subset, or Y_0 is a surrogate marker of Y in the sensitive dataset) but is large in amount ($n_0 > n + m$), then lines 9 and 10 Algorithm 2 will be run. Regardless, if D_0 is an independent data source from D , tuning γ with D_0 via Algorithm 2 would not incur privacy loss on the sensitive dataset that is used for training the wERM algorithm. The evaluation metric function v in Algorithm 2 should be defined to reflect an important performance metric for the original wERM problem, such as the optimal treatment prediction accuracy or the empirical treatment value in OWL. In the simulation studies and the case study, we set v to be the optimal treatment prediction accuracy, though setting v to be the empirical treatment value was found to nearly identical results.

As part of our simulation studies, we explore the robustness of Algorithm 2 in Section 6.4 for hyperparameter tuning when D_0 deviates from the sensitive dataset D in various ways such as the number of records, the optimal treatment function, and the distribution of independent variables.

4 DP Guarantees of DP-wERM Algorithm

To prove that Algorithm 1 satisfies ϵ -DP, we first introduce the concept of Λ -strong convexity, which is a necessary condition for establishing DP.

Definition 5 (Λ -strong convexity). *Let $g : \mathbb{R}^p \rightarrow \mathbb{R}$. If for all $\alpha \in (0, 1)$ and for all $\mathbf{x}, \mathbf{y} \in \mathbb{R}^p$,*

$$g(\alpha\mathbf{x} + (1 - \alpha)\mathbf{y}) \leq \alpha g(\mathbf{x}) + (1 - \alpha)g(\mathbf{y}) - \frac{1}{2}\Lambda\alpha(1 - \alpha)\|\mathbf{x} - \mathbf{y}\|^2, \quad (7)$$

then g is said to be Λ -strongly convex for $\Lambda > 0$.

It is straightforward to show that (i) if g is Λ -strongly convex, then ag is $a\Lambda$ -strongly convex for any $a \in \mathbb{R}$; (ii) if f is convex and g is Λ -strongly convex, then $f + g$ is Λ -strongly convex. Below we re-state Lemma 1 as originally presented in Chaudhuri et al. (2011) for the sake of self-containment; readers may refer to its proof in the original paper.

Lemma 1. (Chaudhuri et al., 2011) *Let $h_1 : \mathbb{R}^p \rightarrow \mathbb{R}$ and $h_2 : \mathbb{R}^p \rightarrow \mathbb{R}$ be everywhere first-order differentiable functions. Assume $h_1(\boldsymbol{\theta})$ and $h_1(\boldsymbol{\theta}) + h_2(\boldsymbol{\theta})$ are both Λ -strongly convex. If $\hat{\boldsymbol{\theta}}_1 = \arg \min_{\boldsymbol{\theta}} h_1(\boldsymbol{\theta})$ and $\hat{\boldsymbol{\theta}}_2 = \arg \min_{\boldsymbol{\theta}} \{h_1(\boldsymbol{\theta}) + h_2(\boldsymbol{\theta})\}$, then we have*

$$\left\| \hat{\boldsymbol{\theta}}_1 - \hat{\boldsymbol{\theta}}_2 \right\| \leq \frac{1}{\Lambda} \max_{\boldsymbol{\theta}} \|\nabla h_2(\boldsymbol{\theta})\|. \quad (8)$$

Given Assumption 1 and Lemma 1, we are now equipped to derive the ℓ_2 -global sensitivity of $\hat{\boldsymbol{\theta}}$ in the wERM optimization and to establish the main result (Theorem 1). Compared to the unweighted ERM case (Chaudhuri et al., 2011), the establishment of DP guarantees for wERM is more complex as weight w_i in Eqn (4) affects the global sensitivity of the solution to the wERM problem, as presented in the proof of Theorem 1.

Theorem 1 (main result). Let \mathcal{L} represent a wERM problem in Eqn (2) satisfying the regularity conditions A1-A5. Then

1) the ℓ_2 global sensitivity of estimated parameters $\hat{\boldsymbol{\theta}}$ in the predictor function $f_{\boldsymbol{\theta}}$ is $\Delta_{2,\boldsymbol{\theta}} = (C + 2W)/\gamma$. $C \geq 0$ is a constant, the value of which depends how $\mathbf{w} = (w_1, \dots, w_n)$ is obtained;

2) Algorithm 1 satisfies ϵ -DP.

Proof Let D and \tilde{D} be neighboring datasets consisting of feature-label-weight triples. Without loss of generality, assume they differ on individual n . That is, $\mathbf{d}_i = (\mathbf{x}_i, y_i) = \tilde{\mathbf{d}}_i = (\tilde{\mathbf{x}}_i, \tilde{y}_i)$ for $i = 1, 2, \dots, n-1$, and $\mathbf{d}_n \neq \tilde{\mathbf{d}}_n$, where $\mathbf{d}_n = (\mathbf{x}_n, y_n)$ and $\tilde{\mathbf{d}}_n = (\tilde{\mathbf{x}}_n, \tilde{y}_n)$. Define

$$\begin{aligned} g_1(\boldsymbol{\theta}) &= \frac{1}{n} \sum_{i=1}^n w_i \ell(f_{\boldsymbol{\theta}}(\mathbf{x}_i), y_i) + \frac{\gamma}{n} R(\boldsymbol{\theta}), \\ \tilde{g}_1(\boldsymbol{\theta}) &= \frac{1}{n} \sum_{i=1}^n \tilde{w}_i \ell(f_{\boldsymbol{\theta}}(\tilde{\mathbf{x}}_i), \tilde{y}_i) + \frac{\gamma}{n} R(\boldsymbol{\theta}), \\ g_2(\boldsymbol{\theta}) &= \tilde{g}_1(\boldsymbol{\theta}) - g_1(\boldsymbol{\theta}) \\ &= \frac{1}{n} \sum_{i=1}^{n-1} (\tilde{w}_i - w_i) \ell(f_{\boldsymbol{\theta}}(\mathbf{x}_i), y_i) + \frac{1}{n} \{ \tilde{w}_n \ell(f_{\boldsymbol{\theta}}(\tilde{\mathbf{x}}_n), \tilde{y}_n) - w_n \ell(f_{\boldsymbol{\theta}}(\mathbf{x}_n), y_n) \} \end{aligned} \quad (9)$$

as $(\mathbf{x}_i, y_i) = (\tilde{\mathbf{x}}_i, \tilde{y}_i)$ for $i = 1, 2, \dots, n-1$. By regularity condition A3, ℓ is convex and everywhere first-order differentiable, and by regularity condition A5, R is 1-strongly convex and everywhere differentiable. Since $w_i > 0$ and $\tilde{w}_i > 0$, g_1 and $\tilde{g}_1 = g_1 + g_2$ are both $\frac{\lambda}{n}$ -strongly convex and everywhere differentiable. By regularity conditions A2 and A4, we can re-write $\ell(f_{\boldsymbol{\theta}}(\mathbf{x}_i), y_i)$ as $\tilde{\ell}(y_i \mathbf{x}_i^{\top} \boldsymbol{\theta})$, which implies

$$\begin{aligned} \nabla_{\boldsymbol{\theta}} g_2(\boldsymbol{\theta}) &= \frac{1}{n} \sum_{i=1}^{n-1} (\tilde{w}_i - w_i) \nabla_{\boldsymbol{\theta}} \ell(f_{\boldsymbol{\theta}}(\mathbf{x}_i), y_i) + \frac{1}{n} \{ \tilde{w}_n \nabla_{\boldsymbol{\theta}} \ell(f_{\boldsymbol{\theta}}(\tilde{\mathbf{x}}_n), \tilde{y}_n) - w_n \nabla_{\boldsymbol{\theta}} \ell(f_{\boldsymbol{\theta}}(\mathbf{x}_n), y_n) \} \\ &= \frac{1}{n} \sum_{i=1}^{n-1} (\tilde{w}_i - w_i) \nabla_{\boldsymbol{\theta}} \tilde{\ell}(y_i \mathbf{x}_i^{\top} \boldsymbol{\theta}) + \frac{1}{n} \{ \tilde{w}_n \nabla_{\boldsymbol{\theta}} \tilde{\ell}(\tilde{y}_n \tilde{\mathbf{x}}_n^{\top} \boldsymbol{\theta}) - w_n \nabla_{\boldsymbol{\theta}} \tilde{\ell}(y_n \mathbf{x}_n^{\top} \boldsymbol{\theta}) \} \\ &= \frac{1}{n} \sum_{i=1}^{n-1} (\tilde{w}_i - w_i) y_i \mathbf{x}_i^{\top} \tilde{\ell}'(y_i \mathbf{x}_i^{\top} \boldsymbol{\theta}) + \frac{1}{n} \{ \tilde{w}_n \nabla_{\boldsymbol{\theta}} \tilde{\ell}(\tilde{y}_n \tilde{\mathbf{x}}_n^{\top} \boldsymbol{\theta}) - w_n \nabla_{\boldsymbol{\theta}} \tilde{\ell}(y_n \mathbf{x}_n^{\top} \boldsymbol{\theta}) \} \\ \|\nabla_{\boldsymbol{\theta}} g_2(\boldsymbol{\theta})\| &\leq \left\| \frac{1}{n} \sum_{i=1}^{n-1} (\tilde{w}_i - w_i) \right\| + \left\| \frac{1}{n} \{ \tilde{w}_n \nabla_{\boldsymbol{\theta}} \tilde{\ell}(\tilde{y}_n \tilde{\mathbf{x}}_n^{\top} \boldsymbol{\theta}) - w_n \nabla_{\boldsymbol{\theta}} \tilde{\ell}(y_n \mathbf{x}_n^{\top} \boldsymbol{\theta}) \} \right\| \quad (10) \\ &\leq \left\| \frac{1}{n-1} \sum_{i=1}^{n-1} (\tilde{w}_i - w_i) \right\| + \left\| \frac{1}{n} \{ \tilde{w}_n \nabla_{\boldsymbol{\theta}} \tilde{\ell}(\tilde{y}_n \tilde{\mathbf{x}}_n^{\top} \boldsymbol{\theta}) - w_n \nabla_{\boldsymbol{\theta}} \tilde{\ell}(y_n \mathbf{x}_n^{\top} \boldsymbol{\theta}) \} \right\| \\ &\leq \left\| \frac{1}{n-1} \sum_{i=1}^{n-1} (\tilde{w}_i - w_i) \right\| + \frac{1}{n} \left(\|\tilde{w}_n \tilde{y}_n \tilde{\mathbf{x}}_n^{\top} \tilde{\ell}'(\tilde{y}_n \tilde{\mathbf{x}}_n^{\top} \boldsymbol{\theta})\| + \|w_n y_n \mathbf{x}_n^{\top} \tilde{\ell}'(y_n \mathbf{x}_n^{\top} \boldsymbol{\theta})\| \right) \\ &= \left\| \frac{1}{n-1} \sum_{i=1}^{n-1} (\tilde{w}_i - w_i) \right\| \\ &\quad + \frac{1}{n} \left(|\tilde{w}_n| |\tilde{y}_n| \|\tilde{\mathbf{x}}_n\| |\tilde{\ell}'(\tilde{y}_n \tilde{\mathbf{x}}_n^{\top} \boldsymbol{\theta})| + |w_n| |y_n| \|\mathbf{x}_n\| |\tilde{\ell}'(y_n \mathbf{x}_n^{\top} \boldsymbol{\theta})| \right). \end{aligned} \quad (11)$$

The inequality in Eqn (10) holds because $|\tilde{\ell}'(z)| \leq 1$, $|y_i| \leq 1$, and $\|\mathbf{x}_i\| \leq 1$ for all i . To derive an upper bound for Eqn (11), we examine two scenarios below.

Case 1: When \mathbf{w} is observed (or predicted from a model trained on data independent of D and \tilde{D}), $w_i = \tilde{w}_i$ (or $\hat{w}_i = \hat{\tilde{w}}_i$ if predicted) for $i = 1, \dots, n-1$, implying that the first term in Eqn (11) is 0. By assumptions A1 and A4, the second term in Eq (11)

$$\leq \frac{1}{n} (|\tilde{w}_n| + |w_n|) \leq \frac{2W}{n}. \quad (12)$$

Case 2: When \mathbf{w} is not observed but predicted from the sensitive dataset itself, then the predictions \hat{w}_i and $\hat{\tilde{w}}_i$ would be different for $i = 1, \dots, n$; Eqn (11) becomes

$$\leq \left\| \frac{1}{n-1} \sum_{i=1}^{n-1} (\hat{\tilde{w}}_i - \hat{w}_i) \right\| + \frac{2W}{n}. \quad (13)$$

A loose upper bound for Eqn (11) is

$$W + \frac{2W}{n}, \quad (14)$$

assuming each difference $|\hat{w}_i - \hat{w}_i|$ for $i = 1, \dots, n-1$ is upper bounded by W . This bound is vastly conservative and counter-intuitive as the influence of a single data point on the estimates of \mathbf{w} would diminish as $n \rightarrow \infty$, but Eqn (14) approaches a non-zero constant W . As n increases, the influence of a single data point (observation n in D and \tilde{D}) on the prediction of $w_i = \tilde{w}_i$ for $i = 1, \dots, n-1$ will subside and it is expected that $\hat{w}_i - \tilde{w}_i \rightarrow 0$.

To tighten the bound, assume \mathbf{w} is predicted by an M estimation approach that includes the most common estimation frameworks, such as maximum likelihood estimation, least squared estimation, robust estimators (e.g. Huber’s estimator), and many common ERM problems. We leverage the established asymptotics of M estimators; that is, under certain regularity conditions (Huber et al., 1967; Van der Vaart, 2000; Stefanski and Boos, 2002; Ma and Kosorok, 2005; Duchi et al., 2021), $\hat{w}_i - w_i = o_p(n^{-1/2})$ and $\hat{\tilde{w}}_i - \tilde{w}_i = o_p(n^{-1/2})$; furthermore, $\sqrt{n}\hat{w}_i \stackrel{d}{\sim} \mathcal{N}(w_i, \sigma_i^2)$ and $\sqrt{n}\hat{\tilde{w}}_i \stackrel{d}{\sim} \mathcal{N}(\tilde{w}_i, \sigma_i^2)$. For observations $i = 1, \dots, n-1$ that are shared between D and \tilde{D} , $w_i = \tilde{w}_i$ and

$$\sqrt{n}(\hat{w}_i - \hat{\tilde{w}}_i) \stackrel{d}{\sim} \mathcal{N}(0, \sigma_{d,i}^2) \text{ for } i = 1, \dots, n-1, \quad (15)$$

where $\sigma_{d,i}^2/n$ denotes the variance of $\hat{w}_i - \hat{\tilde{w}}_i$.

While $\frac{1}{n-1} \sum_{i=1}^{n-1} (\hat{w}_i - \hat{\tilde{w}}_i)$ is an average over $n-1$ data points, the regular CLT as $n \rightarrow \infty$ does not apply as $\{\hat{w}_i - \hat{\tilde{w}}_i\}_{i=1, \dots, n-1}$ are not mutually independent. Let rn ($r \in (0, 1]$) be the “effective” sample size – the number of “independent” data points after “correcting” for the correlations among $\{\hat{w}_i - \hat{\tilde{w}}_i\}_{i=1, \dots, n-1}$ and define $\sigma_d \triangleq \sqrt{\sum_{i=1}^{n-1} \sigma_{d,i}^2 / (n-1)}$, then

$$\frac{\sqrt{rn(n-1)}}{\sigma_d} \left(\frac{1}{n-1} \sum_{i=1}^{n-1} (\hat{w}_i - \hat{\tilde{w}}_i) \right) \approx \frac{n\sqrt{r}}{\sigma_d} \left(\frac{1}{n-1} \sum_{i=1}^{n-1} (\hat{w}_i - \hat{\tilde{w}}_i) \right) \stackrel{d}{\sim} \mathcal{N}(0, 1). \quad (16)$$

Leveraging the normality in Eqn (16), we can tighten the bound for $\|\frac{1}{n-1} \sum_{i=1}^{n-1} (\hat{w}_i - \hat{\tilde{w}}_i)\|$ by ignoring the probability mass in the distribution of $\frac{1}{n-1} \sum_{i=1}^{n-1} (\hat{w}_i - \hat{\tilde{w}}_i)$ beyond $k(\sqrt{rn})^{-1}\sigma_d$ to upper bound $\|\frac{1}{n-1} \sum_{i=1}^{n-1} (\hat{w}_i - \hat{\tilde{w}}_i)\|$ at $k\sqrt{rn}^{-1}\sigma_d$, where k is a constant (e.g. ≥ 2.5), a commonly used technique for calculating global sensitives for statistics when it comes to normally distributed data (Liu, 2019b, 2022; Bowen and Liu, 2020). Plugging $k(\sqrt{rn})^{-1}\sigma_d$ in Eqn (11), we have

$$\leq \frac{kr^{-1/2}\sigma_d + 2W}{n}. \quad (17)$$

Lastly, define $\hat{\boldsymbol{\theta}}_1 = \arg \min_{\boldsymbol{\theta}} g_1(\boldsymbol{\theta})$ and $\hat{\boldsymbol{\theta}}_2 = \arg \min_{\boldsymbol{\theta}} \{g_1(\boldsymbol{\theta}) + g_2(\boldsymbol{\theta})\}$. All taken together with Lemma 1,

$$\Delta_{2,\boldsymbol{\theta}} = \max_{\substack{D, \tilde{D} \\ d(D, \tilde{D})=1}} \left\| \hat{\boldsymbol{\theta}}_1 - \hat{\boldsymbol{\theta}}_2 \right\|_2 = \frac{n}{\gamma} \max_{\boldsymbol{\theta}} \|\nabla_{\boldsymbol{\theta}} g_2(\boldsymbol{\theta})\| \leq \left(\frac{n}{\gamma}\right) \left(\frac{C+2W}{n}\right) = \frac{C+2W}{\gamma}, \text{ where} \quad (18)$$

$$C = \begin{cases} 0 & \text{if } \mathbf{w} \text{ is observed or estimated from a model trained on data} \\ & \text{independent of the sensitive dataset;} \\ kr^{-1/2}\sigma_d & \text{if } \mathbf{w} \text{ is estimated from the sensitive dataset for large } n; \\ nW & \text{a vastly conservative option.} \end{cases} \quad (19)$$

After $\Delta_{2,\boldsymbol{\theta}}$ is obtained, the proof on the satisfaction of ϵ -DP in Algorithm 1 is identical to the proof of Theorem 6 in Chaudhuri et al. (2011), by replacing the sensitivity there with $\Delta_{2,\boldsymbol{\theta}}$ in Eqn (18). \blacksquare

Remark 1. A precise value of σ_d may not be easily attainable. In that case, one may plug in an upper bound of σ_d . For example, since $w_i \in (0, W]$, so are \hat{w}_i and \tilde{w}_i , and thus $\hat{w}_i - \tilde{w}_i \in [-W, W]$, when n is large, $\sigma_d \leq 2W/2 = W$ (Shiffler and Harsha, 1980); thus

$$C = kr^{-1/2}W. \quad (20)$$

If it is expected that the value of σ_d would not drastically change from one dataset to another for the same outcome Y measured on the same population, we may use other datasets to estimate σ_d . We leave the thorough investigation on the formulation of σ_d to future work.

Remark 2. The bound in Eqn (17) is based on the asymptotic properties of M -estimators and expected to perform well for large n under the necessary regularity conditions. There is also literature that focuses on the finite sample behaviors of M estimators in different optimization problems and data settings (including data with outliers and heavy tails), under various regularity conditions. Theoretical results obtained in the finite-sample setting are typically framed in terms of an upper bound on the excess population or empirical risk or on the deviation of parameter estimates from the optimal population estimates (measured in some types of l -norms) with a certain probability at a given lower bound on n (Feng et al., 2014; Zhou et al., 2018a; Lecué and Lerasle, 2020; Chinot et al., 2020; Ostrovskii and Bach, 2021). Not only is the upper bound formulation often problem-specific and rather complicated, but also the upper bounds, if calculated from the sensitive dataset itself, would risk privacy leakage and require sanitization themselves, a separate and potentially challenging issue in its own right. Furthermore, the bounds are only met with a non-zero certain probability, which is a function of n and other constants intrinsic to the estimation problem itself. For these reasons, we would not deem at this moment that these finite-sample results are suitable theoretically or practically for bounding $\frac{1}{n-1} \sum_{i=1}^{n-1} (\tilde{w}_i - \hat{w}_i)$ (the first term in Eqn (11)) to meet the ϵ -DP requirement and will leave further exploration of this possibility to the future.

5 Differentially Private Outcome Weighted Learning (DP-OWL)

As OWL is a special case of wERM, Algorithm 1 is applicable to train a privacy-preserving OWL model that satisfies ϵ -DP, so are the remarks on variable selection, dimensionality

reduction, and hyperparameter tuning. The algorithm generates privacy-preserving outputs from OWL by operating on the primal weighted SVM problem with a linear kernel. For SVMs with a nonlinear kernel, it can be approximated with a linear kernel. For example, Chaudhuri et al. (2011) approximate nonlinear kernels using random projections (Rahimi and Recht, 2007, 2008), which is the approach mentioned at the beginning of Section 4 and adopted by Algorithm 1. This contrasts with the typical method of solving the problem by optimizing the dual problem using the popular “kernel trick” to efficiently compute the solution for a nonlinear basis (e.g., Gaussian or radial kernels and polynomial kernels). This is because the dual problem poses special problems for DP as releasing the learned SVM would also release the information of the predictions of individuals in the training data³.

Since the hinge loss function in Eqn (3) is not smooth, we approximate the hinge loss in OWL with the Huber loss (Chapelle, 2007) so that the regularity conditions A3 and A4 in Assumption 1 for DP-wERM are satisfied.

Definition 6 (Huber loss). (Chapelle, 2007) *Given $h > 0$, the Huber loss $\ell_{\text{Huber}} : \mathbb{R} \rightarrow \mathbb{R}$ is defined as*

$$\ell_{\text{Huber}}(z) = \begin{cases} 0, & \text{if } z > 1 + h \\ \frac{1}{4h}(1 + h - z)^2, & \text{if } |1 - z| \leq h, \\ 1 - z, & \text{if } z < 1 - h \end{cases}, \quad (21)$$

In the context of wERM, z in Eqn (21) is replaced by $y\hat{f}$. It is straightforward to show that the Huber loss is convex and everywhere first-order differentiable. Additionally, the absolute value of the derivative $|\ell'_{\text{Huber}}(z)|$ is maximized at 1. In the experiments in Section 6 and 7, we set the Huber loss parameter $h = 0.5$, which is considered a “typical value” (Chapelle, 2007).

Corollary 1 states Algorithm 1 satisfies ϵ -DP when it is run in the case of OWL with the Huber loss. The corollary is a direct extension from Theorem 1 as all regularity conditions in Assumption 1 are satisfied.

Corollary 1 (DP guarantees of OWL via the DP-wERM algorithm). *Consider the approximate OWL problem*

$$\arg \min_{f_{\boldsymbol{\theta}} \in \mathcal{F}} \frac{1}{n} \sum_{i=1}^n \frac{B_i}{P(A_i|\mathbf{x}_i)} \ell_{\text{Huber}}(A_i f_{\boldsymbol{\theta}}(\mathbf{x}_i)) + \frac{\gamma}{n} \|\boldsymbol{\theta}\|, \quad (22)$$

where $\|\mathbf{x}_i\| \leq 1$, $\mathcal{F} = \{f_{\boldsymbol{\theta}} : f_{\boldsymbol{\theta}}(\mathbf{x}) = \mathbf{x}^\top \boldsymbol{\theta}, \boldsymbol{\theta} \in \mathbb{R}^p\}$, and $\frac{B_i}{P(A_i|\mathbf{x}_i)} = w_i \in (0, W]$. Then the ℓ_2 global sensitivity of estimate $\hat{\boldsymbol{\theta}}$ is $(C + 2W)/\gamma$, where $C \geq 0$ is a constant, the value of which depends how $\mathbf{w} = (w_1, \dots, w_n)$ is obtained; and Algorithm 1 used for solving the OWL problem satisfies ϵ -DP.

Similar to the cases listed in the proof of Theorem 1, the constant C depends on how w_i is obtained, or how $P(A_i|\mathbf{x}_i)$ is obtained since B_i is observed in the OWL setting. First, $P(A_i|\mathbf{x}_i)$ can be a known constant. For example, when the dataset comes from a randomized

3. Approximating nonlinear kernels with linear ones is one approach to solve SVMs with DP guarantees. Other approaches exist; for example, Rubinstein et al. (2012) solve the SVM dual problem directly with DP, bypassing the privacy concerns of the kernel trick.

clinical trial, $P(A_i|\mathbf{x}_i)$ depends on the allocation ratio between two treatments and is a known constant per the study design. Second, $P(A_i|\mathbf{x}_i)$ is unknown but can be predicted from a model trained on a different dataset D' than the sensitive dataset D on which the wERM problem is based. Suppose D' contains the same set of covariates \mathbf{X} and treatment variable A as D , then one can train a classifier (e.g., logistic regression) on D' to predict $\Pr(A_i)$ given \mathbf{x}_i for $i = 1, \dots, n - 1$ in D . In these two cases, $C = 0$ (Eqn (19)). Finally, when $P(A_i|\mathbf{x}_i)$ is unknown and is predicted using the same sensitive dataset on which the wERM problem is based, then C may be set at $kr^{-1/2}\sigma_d$ (or $kr^{-1/2}W$ if the upper bound W is plugged in for σ_d) or nW as in Eqn (19).

Remark 3. *Both the simulation studies and the case study in this work use data from a randomized clinical trial with a 1:1 allocation ratio and thus $P(A_i|\mathbf{x}_i)$ is 0.5; that is, $P(w|A, X)$ is a pre-specified known value, and thus $C = 0$ and $\Delta_{2,\theta} = 2W/\gamma$.*

6 Simulation Study

We conducted a simulation study to examine the prediction performance of the DP-OWL algorithm with privacy budgets $\epsilon \in \{0.1, 0.5, 1, 2, 5, 20, 50, 150, 300, 500, 800, 1000\}$ and training dataset size $n \in \{200, 500, 800, 1000, 1500, 2000, 2500\}$. The larger values of ϵ are simulated to gain an understanding of asymptotic performance of the DP-wERM algorithm, though we recognize that they are not practical scenarios. As a baseline for comparison, we also run OWL without DP, which can be thought of as having a privacy budget of $\epsilon = \infty$. The prediction accuracy is measured by both the correct underlying optimal treatment assignment and the empirical treatment value that estimates the expected clinical benefit from the treatment assignment. We first introduce the simulation setting and then discuss the pre-processing step of variable selection and privacy-preserving hyperparameter tuning.

6.1 Simulation Setting

Our simulation setting replicates a typical phase II clinical trial used to estimate treatment effects. The participants are randomly assigned to one of the possible treatments and an outcome for each participant is measured, along with baseline characteristics or predictors \mathbf{X} . We draw $\mathbf{x}_i = (x_{i,1}, x_{i,2}, \dots, x_{i,10})$ from a uniform distribution (i.e., $x_{i,j} \sim U[0, 1]$ independently for all $i = 1, \dots, n$ and $j = 1, \dots, 10$). We examine two treatments $A \in \{-1, 1\}$ and each individual is randomly assigned with a probability of 0.5 to either treatment. Therefore, the propensity $P(A_i = 1|\mathbf{x}_i) = P(A_i = -1|\mathbf{x}_i) = 0.5$. We assume the underlying optimal treatment is the sign of the function $f(\mathbf{x}_i) = 1 + x_{i,1} + x_{i,2} - 1.8x_{i,3} - 2.2x_{i,4}$. Treatment benefit (the outcome) B_i for $i = 1, \dots, n$ is drawn independently from $\mathcal{N}(\mu_i, \sigma^2)$ with $\mu_i = 0.01 + 0.02x_{i,4} + 3A_i f(\mathbf{x}_i)$ and $\sigma = 0.5$. If a simulated $B_i < 0$, then it is shifted to be $B_i + |\min\{B_i\}| + 0.001 \forall$ to ensure that $w_i = \frac{B_i}{P(A_i|\mathbf{x}_i)} > 0$ as required. Based on this definition, an individual who receives the optimal treatment per the randomization is likely to receive a larger treatment benefit, while those assigned to the non-optimal treatment are likely to receive a smaller benefit.

We evaluate privacy-preserving OWL models trained via DP-wERM in two ways. First, since the true optimal treatment is known given this is a simulation study, we can evaluate the accuracy of the optimal treatment assignment via the learned DP-OWL models. Second,

we calculate the empirical treatment value, an estimate of the expected clinical benefit $E[\frac{B}{P(A|\mathbf{x})}\mathbb{1}(A = T(\mathbf{x}))]$, which is defined as

$$V(\hat{f}) = \left(\sum_{i=1}^n \frac{\mathbb{1}(A_i = \hat{f}(\mathbf{x}_i))}{P(A_i|\mathbf{x}_i)} B_i \right) \left(\sum_{i=1}^n \frac{\mathbb{1}(A_i = \hat{f}(\mathbf{x}_i))}{P(A_i|\mathbf{x}_i)} \right)^{-1}, \quad (23)$$

where \hat{f} is the estimated privacy-preserving predictor function via Algorithm 1 and $\mathbb{1}$ is the indicator function. Since $P(A_i|\mathbf{x}_i) = 0.5$ for all $i = 1, \dots, n$ in this simulation, $V(\hat{f}) = \left(\sum_{i=1}^n \mathbb{1}(A_i = \hat{f}(\mathbf{x}_i)) B_i \right) \left(\sum_{i=1}^n \mathbb{1}(A_i = \hat{f}(\mathbf{x}_i)) \right)^{-1}$.

6.2 Variable Selection, Data Pre-processing, and Hyperparameter Tuning

To reduce the number of predictors that go into the DP-wERM optimization, we perform variable selection, assuming that there exists a publicly available dataset we can use for that purpose. This public dataset contains (\mathbf{x}_i, A_i, B_i) for $i = 1, \dots, 1000$, simulated in the same way as outlined in Section 6.1. We run 10-fold cross-validation to fit a LASSO-regularized weighted logistic regression model for variable selection, where A_i is the outcome and the weights are $w_i = \frac{B_i}{P(A_i|\mathbf{x}_i)}$. The results suggest that the first four predictors X_1 to X_4 are relevant, matching our expectations based on the assumed underlying optimal treatment function from the simulation settings. To meet the regularity condition $\|\mathbf{x}_i\| \leq 1$ for DP-wERM, we preprocess each observation \mathbf{x}_i for $i = 1, \dots, n$ by dividing it by $\sqrt{5}$ (4 selected features and an additional intercept or bias term) to obtain $\tilde{\mathbf{x}}_i = \mathbf{x}_i/\sqrt{5}$, which is used in the DP-OWL algorithm.

The (global) upper bound W for the weights $w_i = \frac{B_i}{P(A_i|\mathbf{x}_i)}$ is also a hyperparameter that needs to be specified. A larger W corresponds to a larger scale for the additive noise in Algorithm 1, so it is ideal to select W to be as close as possible to $\max_i\{w_i\}$ from the sensitive dataset, but using it directly would incur privacy loss unless it is sanitized with a portion of the privacy budget (e.g. via the PrivateQuantile procedure (Smith, 2011)). Since $\Pr(A_i|\mathbf{x}_i) \equiv 0.5$ in this simulation study, we only need to bound B_i which may have a natural bound or we can clip it at a prespecified constant C_B . We set $C_B = 15$ and B values > 15 are clipped to 15, leading to $W = 15/0.5 = 30$.

To tune the regularization constant γ , we use Algorithm 2 on the same public dataset as used for variable selection, at each combination of privacy budget ϵ and sample size n used. We set $m = 500$, $n_0 = 1000$, $r = 1000$, and the empirical treatment value from Eqn (23) as our evaluation metric v in Algorithm 2. The independent dataset we use for regularization constant tuning is similar to the sensitive dataset as they are simulated from the underlying population. In practice, the independent datasets may differ from the sensitive dataset in various aspects. We run a sensitivity study in Section 6.4 to examine the robustness of Algorithm 2 for hyperparameter tuning.

6.3 Results

We ran the DP-wERM algorithm on 200 simulated datasets for each n and ϵ combination and obtained the average (95% confidence intervals) optimal assignment accuracy rates and average empirical treatment values on a test dataset of size 5,000 in each repeat.

The results are presented in Figure 1. As expected, the accuracy rate and empirical value improve as n or ϵ increases, approaching the performance for the non-private case, where the

accuracy rate is 90% to 95%, depending on n , and the empirical value is around 10.5. The DP-wERM algorithm can achieve an 80% optimal treatment assignment accuracy rate or larger for $\epsilon \geq 2$ when $n \geq 1000$ or $\epsilon \geq 1$ when $n \geq 2000$. If ϵ increases to 5, 80% or larger accuracy rates can be obtained for n as small as 500. Similar trends are observed for the empirical value prediction. At $\epsilon = 5$, the predicted values range 10 to 10.5 for $n \geq 500$, around 10 for $n \geq 800$ at $\epsilon = 2$ and decrease to the range of 8 to 9 for smaller n or ϵ .

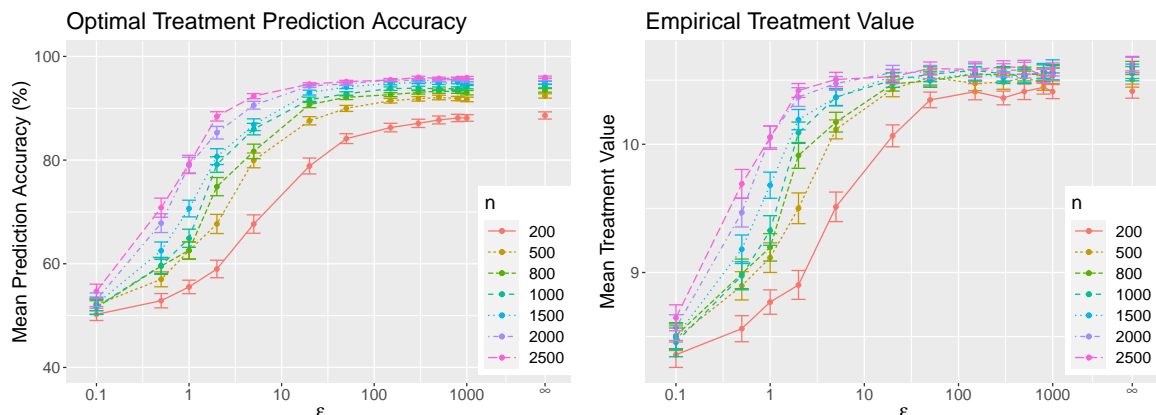


Figure 1: Mean (95% CI) privacy-preserving optimal treatment assignment accuracy rate and empirical treatment value on the test set over 200 repeats. The large ϵ are presented to demonstrate the consistency of the proposed DP-wERM procedure (accuracy and empirical treatment value approach those in non-private case ($\epsilon = \infty$) as ϵ increases). Numerical values corresponding to the plots can be found in the supplemental materials.

We also made several modifications to the DP-OWL algorithm in an attempt to improve its performance at smaller n or ϵ . These attempts aimed to reduce the noise scale by scaling or discretizing B values, increasing γt , and applying privacy amplification via subsampling (Balle et al., 2018). None of these attempts resulted in improved performance.

As mentioned in Sec 1.2, Spicker et al. (2024) developed a DP-OWL algorithm based in the SVM framework, independently and concurrently to our work. While our simulation studies were constructed differently from those in Spicker et al. (2024), it is interesting that the accuracy results presented above that were obtained via our more general DP-wERM procedure are comparable for many combinations of n and ϵ . It would be interesting to compare our works side-by-side in the future.

6.4 Sensitivity Analysis

In the simulation study presented above, Algorithm 2 was used to obtain an optimal γ on an independent public dataset similar to the sensitive dataset. Since access to such a dataset is unlikely in practice, we conducted additional experiments to assess the sensitivity of hyperparameter selection when the independent dataset differs from the sensitive one in sample size, optimal treatment function coefficients, feature distribution, and number of predictors.

Due to space considerations, the detailed results are presented in the Supplementary Materials, but the main findings are summarized as follows. The results in each case showed that for each combination of n and ϵ , the optimal regularization constant γ that would be

chosen based on these “imperfect” independent datasets is consistently similar to the optimal value for the sensitive dataset. In other words, even if the independent dataset differs from the sensitive dataset in some key aspects, the independent dataset can often still be used in Algorithm 2 as a good proxy for selecting the regularization constant.

7 Case Study

We applied the proposed DP-OWL algorithm to a real randomized clinical trial that was conducted to study the effectiveness of melatonin on insomnia and neurocognitive impairment in childhood cancer survivors (Lubas et al., 2022). The main objective of this analysis is to derive an ITR that guides childhood cancer survivors to take melatonin to maximize its effect on insomnia or neurocognitive impairment while protecting the sensitive personal data used to derive the ITR, including benefit scores, demographic information, and medical histories.

Melatonin is an endogenously secreted hormone that has a sleep-promoting effect and has been associated with enhanced cognitive performance (Zhdanova et al., 1997; Cardinali et al., 2012; Furio et al., 2007). A clinical trial was conducted at St. Jude Children’s Research Hospital to study the effects of exogenous melatonin on alleviating problems related to insomnia and/or neurocognitive impairment in adult survivors of childhood cancer (Lubas et al., 2022). Survivors were recruited from the St. Jude Lifetime Cohort Study (SJLIFE) (Howell et al., 2021). Based on the baseline clinical evaluation of neurocognitive function and sleep status, participants were classified into three strata: 1) neurocognitive impairment without insomnia; 2) both neurocognitive impairment and insomnia; and 3) insomnia without neurocognitive impairment. In this work, we focus on the effect of melatonin on improving the neurocognitive performance of the participants and thus consider the participants in the first two strata only for ITR derivation.

At the beginning of the trial, participants were randomized to receive 3 mg of time-released melatonin or placebo. Individual baseline characteristics used in our ITR analysis include age at diagnosis (in years), age at enrollment (in years), sex (female or male), race (White or other), and diagnosis (leukemia or non-leukemia). Neurocognitive evaluations of the participants were completed at baseline and at month 6 post intervention. Previous results from this trial suggested that a larger proportion of the survivors with neurocognitive impairment on melatonin showed a treatment response for nonverbal reasoning compared to placebo. Therefore, we took the assessment of nonverbal reasoning as our endpoint of interest and the benefit value B was defined as the difference in the scores if the endpoint taken at month 6 and baseline.

A total of 246 participants were included in our analysis, with 120 on melatonin and 126 on placebo. The participants were all adult survivors of childhood cancer. We set the lower and upper bounds of enrollment age to 18 and 60 years, respectively. Patients admitted to St. Jude are pediatric oncology patients, typically diagnosed at ages younger than 20 years, in general. Thus, we set the lower and upper bounds of age at diagnosis at 0 and 20, respectively. The other three predictors, sex, race, and diagnosis, were binary and coded as 0 or 1. B_i was converted to age-adjusted Z-scores, which followed a $N(0, 1)$ distribution. The shifted benefit B'_i for each survivor i as in $B'_i = B_i + |\min\{B_i\}| + 0.001$ was used as the final benefit measure. When applying the proposed DP-wERM algorithm to derive a privacy-preserving ITR via OWL, we set the upper bound for the weight $w_i = \frac{B'_i}{P(A_i|\mathbf{x}_i)}$ at

$W = 4/0.5 = 8$, where 4 represents a B' value 2 standard deviation from its mean and a reasonable upper bound for B' and the propensity score $P(A_i|\mathbf{x}_i) = 0.5$. The sensitivity of the OWL parameter estimate per Corollary 1 is $2W/\gamma = 16/\gamma$. We examined several privacy budgets $\epsilon = \{0.1, 0.5, 1, 2, 5\}$ and varied the regularization constant $\gamma = \{30, 50, 90, 150\}$ to assess the sensitivity of the derived ITR with DP guarantees and the robustness of the hyperparameter tuning in deriving ITR. This tuning parameter range was selected based on the simulation results in Section 6, which suggest that the optimal choice of tuning parameters depends on the sample size n . Since the case study sample size $n = 246$ is comparable to the $n = 200$ scenario in the simulation study, we considered this range reasonable. We run 200 replicates at each combination of ϵ and γ to examine the stability of the DP-wERM algorithm.

Table 1 presents the means and SDs of the privacy-preserving empirical treatment values for the benefit of interest in each (ϵ, γ) scenario. The ITR derived by the non-private OWL yields an empirical value of 2.101 (SD = 0.104), while the ITRs estimated by DP-wERM generate similar empirical values, all around 2.09 to 2.10, suggesting that the utility of the privacy-preserving ITRs is well preserved in terms of the estimated clinical benefit. In addition to the empirical value, we also summarize the number of participants allocated to melatonin or placebo based on the DP ITRs. Table 1 presents the proportion of concordance pairs out of 246 participants in the melatonin:placebo allocation based on the original and the DP ITRs as well as the p -values from the chi-squared association tests. The concordance percentage is about 80% to 95% for $\epsilon \geq 0.5$ and the p -values from the tests are all very close to 0, indicating that the privacy-preserving ITRs gave similar patient allocations as to those obtained by OWL without DP. The results in Table 1 also suggest that privacy-preserving results are very consistent across different γ values at any given ϵ .

Compared to the results at $n = 200 \sim 500$ and $\epsilon \leq 5$ in the simulation study, the privacy-preserving results in this case study ($n = 246$) are more closely aligned with the corresponding original results. One possible explanation is that the simulation study was designed to mimic real-world clinical trial scenarios with two competing treatments, where different individuals can benefit from one or the other. However, in the case study, placebo is expected to offer minimal benefit (with an expected B close to 0), while melatonin is likely to be the optimal treatment for most subjects. If the derived ITR is correct, it would predominantly assign melatonin to each subject, which is indeed the case as reflected by a melatonin:placebo allocation ratio of 197:49 and a mean empirical treatment value of 2.101 (close to the mean of B) in the original results. In other words, the case study presents a simpler ITR problem compared to the simulation study, with a stronger signal for the optimal treatment that is less likely to be obscured by the noise introduced by the DP mechanism. Nevertheless, the overall privacy-utility trend still holds – smaller ϵ results in greater deviations from the original results.

8 Discussion

We have presented and proved a general algorithm for achieving ϵ -DP for wERM. This work extends a previous work by Chaudhuri et al. (2011) to allow for weighted loss functions. We applied the general DP-wERM algorithm to OWL, which is often used in medical studies. The results from our simulation and a real randomized clinical trial demonstrate that with a

Table 1: Mean and standard deviation (SD) privacy-preserving empirical treatment value for the outcome, optimal treatment allocation ratio, and the percentage of concordance pairs obtained by DP-wERM over 200 repeats in the melatonin trial ($n = 246$).

ϵ	γ	Mean	SD	Allocation (melatonin:placebo)	Concordance Pairs Proportion	p -value [†]
0.1	30	2.097	0.094	164:82	0.752	7.65×10^{-10}
0.1	50	2.093	0.091	156:90	0.703	1.37×10^{-6}
0.1	90	2.093	0.091	156:90	0.703	1.37×10^{-6}
0.1	150	2.093	0.091	156:90	0.703	1.37×10^{-6}
0.5	30	2.088	0.094	174:72	0.809	7.58×10^{-15}
0.5	50	2.094	0.101	172:74	0.793	4.96×10^{-13}
0.5	90	2.094	0.101	172:74	0.793	4.96×10^{-13}
0.5	150	2.094	0.101	172:74	0.793	4.96×10^{-13}
1	30	2.086	0.115	182:64	0.850	$< 2.2 \times 10^{-16}$
1	50	2.095	0.111	187:59	0.886	$< 2.2 \times 10^{-16}$
1	90	2.095	0.110	187:59	0.886	$< 2.2 \times 10^{-16}$
1	150	2.095	0.110	187:59	0.886	$< 2.2 \times 10^{-16}$
2	30	2.098	0.111	188:58	0.890	$< 2.2 \times 10^{-16}$
2	50	2.098	0.110	188:58	0.890	$< 2.2 \times 10^{-16}$
2	90	2.098	0.110	188:58	0.890	$< 2.2 \times 10^{-16}$
2	150	2.098	0.110	188:58	0.890	$< 2.2 \times 10^{-16}$
5	30	2.099	0.103	194:52	0.947	$< 2.2 \times 10^{-16}$
5	50	2.099	0.103	194:52	0.947	$< 2.2 \times 10^{-16}$
5	90	2.099	0.103	194:52	0.947	$< 2.2 \times 10^{-16}$
5	150	2.099	0.103	194:52	0.947	$< 2.2 \times 10^{-16}$

The mean of the original empirical treatment value is 2.101 (SD = 0.104) with a melatonin:placebo allocation ratio of 197:49 for all 5 examined γ values. Given the study results were already published (Lubas et al., 2022), the original results are provided as a utility benchmark for the DP results.

[†] from the chi-squared independence test of the 2 allocation ratios obtained by OWL with vs without DP; p -value ≤ 0.05 indicates high concordance between the privacy-preserving and nonprivate ITRs.

reasonably small privacy budget and a reasonably large sample size, satisfactory optimal treatment prediction and empirical treatment value can be achieved while simultaneously providing privacy guarantees for individuals in the study dataset. Though strong privacy protection with DP is generally thought to be achieved with $\epsilon \leq 1$ in the literature, larger values of ϵ in practice are often adopted in real life.⁴

As seen in Figure 1, the DP-OWL algorithm struggles with small sample sizes or privacy budgets. An intuitive explanation follows. DP provides privacy protection by ensuring the outputs of a DP mechanism are similar between two neighboring datasets, meaning that a single individual cannot influence the output “too much”. OWL, in contrast, aims to fit a model for individualized treatment assignment by weighting the input by how much it should influence the fitted model output. Thus, in some sense, DP and OWL have competing goals

4. The US Census Bureau used $\epsilon = 19.61$ to release statistical information from the 2020 census (US Census Bureau, 2021); Apple self-reports ϵ values between 2 (for the Health app) and 8 (for determining if videos should autoplay with/without sound in Safari) (Apple, 2017); Google’s next word prediction models guarantee ($\epsilon, 10^{-10}$)-DP with ϵ as large as 13.69 (Xu and Zhang, 2024). These and several other real-world DP applications are listed by Desfontain (2024).

that must be balanced to adequately satisfy the demands of each. Nevertheless, the problem warrants further exploration to improve performance. Chaudhuri et al. (2011) showed that the objective function perturbation method for unweighted ERM problems generally provided higher utility than the output perturbation method at the same privacy budget. Thus, it may be worth exploring how to adapt the objective perturbation algorithm to the wERM case and analyzing its performance. Another potential direction is to explore relaxing the DP guarantees from ϵ -DP to (ϵ, δ) -DP or other types of DP relaxations such as Renyi DP (Mironov, 2017), zero-concentrated DP (Bun and Steinke, 2016), or Gaussian DP (Dong et al., 2019), to examine if and how much the performance of DP-OWL improves. It would also be interesting to compare the results of our work to the results obtained in the concurrently developed work by (Spicker et al., 2024).

This work represents an early effort in developing differentially private ITR methods. While the developed DP-wERM is general, we have only explored its application to the OWL framework in a static treatment setting. There exist other ITR methods, such as RWL and M-learning, that may be more powerful or general than OWL; it will be meaningful to explore algorithms that achieve ϵ -DP for these ITR frameworks, as well as for other applications of ITRs such as dose-finding clinical trials, multi-treatment settings, and scenarios with multi-stage decision making, as introduced in Section 1.1. As a preliminary study, we derive the ℓ_2 global sensitivity of the output from M-learning (see the supplementary materials). It would also be of interest to explore the performance of the DP-OWL algorithm in other application regimes where ITRs are commonly applied, such as electronic health records, personalized advertising, and recommender systems. These applications use observational data collected from various sources (e.g., hospitals, clinics, insurance companies, social media, and e-commerce websites) and tend to be much larger in size compared to controlled clinical trials, implying that the performance of DP-OWL can be potentially much better.

As clinical and medical study data is extremely sensitive, being able to provide privacy protection guarantees for participants when collecting and sharing data is extremely valuable. By applying privacy-guarantee frameworks when analyzing data and training models, as we have demonstrated in this work, study participants would be more comfortable participating in a study and researchers and investigators would feel more confident about sharing study results without compromising participants' privacy.

The general DP-wERM algorithm is coded in the `DPpack` R package (Giddens and Liu, 2023a,b). The code used in the simulation and case studies is available at <https://github.com/sgiddens/DP-OWL>.

Acknowledgments and Disclosure of Funding

The authors acknowledge the helpful insights gleaned from several discussions with Dr. Jie Ding and Mr. Ganghua Wang. This work is supported by the University of Notre Dame Schmitt Fellowship and Lucy Graduate Scholarship to Giddens, University of Notre Dame Technology Ethics Center Research Assistantship, and was partially supported by an NSF grant DMS2113564 to Song.

Supplementary Materials

The supplementary materials contain additional results from the simulation studies, detailed results on the sensitivity analysis of Algorithm 2 for hyperparameter tuning, and the derivation of the ℓ_2 global sensitivity of the output from M-learning.

References

- Martin Abadi, Andy Chu, Ian Goodfellow, H Brendan McMahan, Ilya Mironov, Kunal Talwar, and Li Zhang. Deep learning with differential privacy. In *Proceedings of the 2016 ACM SIGSAC conference on computer and communications security*, pages 308–318, 2016.
- Sejin Ahn. Whose genome is it anyway?: Re-identification and privacy protection in public and participatory genomics. *The San Diego law review*, 52:751, 2015.
- Differential Privacy Team – Apple. Learning with privacy at scale. <https://machinelearning.apple.com/research/learning-with-privacy-at-scale>, 2017.
- Borja Balle, Gilles Barthe, and Marco Gaboardi. Privacy amplification by subsampling: Tight analyses via couplings and divergences. *Advances in Neural Information Processing Systems*, 31, 2018.
- Raef Bassily, Adam Smith, and Abhradeep Thakurta. Private empirical risk minimization: Efficient algorithms and tight error bounds. In *2014 IEEE 55th Annual Symposium on Foundations of Computer Science*, pages 464–473, 2014. doi: 10.1109/FOCS.2014.56.
- Artem Betlei, Théophane Gregoir, Thibaud Rahier, Aloïs Bissuel, Eustache Diemert, and Massih-Reza Amini. Differentially private individual treatment effect estimation from aggregated data. working paper or preprint, September 2021. URL <https://hal.science/hal-03339723>.
- Claire McKay Bowen and Fang Liu. Comparative study of differentially private data synthesis methods. *Statistical Science*, 35(2):280–307, 2020.
- Mark Bun and Thomas Steinke. Concentrated differential privacy: Simplifications, extensions, and lower bounds. In Martin Hirt and Adam Smith, editors, *Theory of Cryptography*, pages 635–658, Berlin, Heidelberg, 2016. Springer Berlin Heidelberg. ISBN 978-3-662-53641-4.
- Daniel P Cardinali, Daniel E Vigo, Natividad Olivar, María F Vidal, Analía M Furio, and Luis I Brusco. Therapeutic application of melatonin in mild cognitive impairment. *American journal of neurodegenerative disease*, 1(3):280, 2012.
- Olivier Chapelle. Training a support vector machine in the primal. *Neural Computation*, 19(5):1155–1178, 2007. doi: 10.1162/neco.2007.19.5.1155.
- Kamalika Chaudhuri and Claire Monteleoni. Privacy-preserving logistic regression. In D Koller, D Schuurmans, Y Bengio, and L Bottou, editors, *Advances in Neural Information Processing Systems*, volume 21. Curran Associates, Inc., 2009. URL <https://proceedings.neurips.cc/paper/2008/file/8065d07da4a77621450aa84fee5656d9-Paper.pdf>.

- Kamalika Chaudhuri, Claire Monteleoni, and Anand D. Sarwate. Differentially private empirical risk minimization. *Journal of Machine Learning Research*, 12(29):1069–1109, 2011. URL <http://jmlr.org/papers/v12/chaudhuri11a.html>.
- Kamalika Chaudhuri, Anand D Sarwate, and Kaushik Sinha. A near-optimal algorithm for differentially-private principal components. *Journal of Machine Learning Research*, 14, 2013.
- Guanhua Chen, Donglin Zeng, and Michael R Kosorok. Personalized dose finding using outcome weighted learning. *Journal of the American Statistical Association*, 111(516):1509–1521, 2016.
- Geoffrey Chinot, Guillaume Lecué, and Matthieu Lerasle. Robust statistical learning with lipschitz and convex loss functions. *Probability Theory and related fields*, 176(3):897–940, 2020.
- Francis S Collins and Harold Varmus. A new initiative on precision medicine. *New England journal of medicine*, 372(9):793–795, 2015.
- National Research Council. *Toward precision medicine: building a knowledge network for biomedical research and a new taxonomy of disease*. National Academies Press, 2011.
- Damien Desfontain. Demystifying the US Census Bureau’s reconstruction attack. <https://desfontain.es/blog/us-census-reconstruction-attack.html>, 2021.
- Damien Desfontain. A list of real-world uses of differential privacy. <https://desfontain.es/blog/real-world-differential-privacy.html>, 2024.
- Jinshuo Dong, Aaron Roth, and Weijie J Su. Gaussian differential privacy. *arXiv preprint arXiv:1905.02383*, 2019.
- John C Duchi, Peter W Glynn, and Hongseok Namkoong. Statistics of robust optimization: A generalized empirical likelihood approach. *Mathematics of Operations Research*, 46(3):946–969, 2021.
- Cynthia Dwork, Krishnaram Kenthapadi, Frank McSherry, Ilya Mironov, and Moni Naor. Our data, ourselves: Privacy via distributed noise generation. In Serge Vaudenay, editor, *Advances in Cryptology - EUROCRYPT 2006*, pages 486–503, Berlin, Heidelberg, 2006a. Springer Berlin Heidelberg. ISBN 978-3-540-34547-3.
- Cynthia Dwork, Frank McSherry, Kobbi Nissim, and Adam Smith. Calibrating noise to sensitivity in private data analysis. In Shai Halevi and Tal Rabin, editors, *Theory of Cryptography*, pages 265–284, Berlin, Heidelberg, 2006b. Springer Berlin Heidelberg. ISBN 978-3-540-32732-5. URL https://doi.org/10.1007/11681878_14.
- Cynthia Dwork, Guy N. Rothblum, and Salil Vadhan. Boosting and differential privacy. In *2010 IEEE 51st Annual Symposium on Foundations of Computer Science*, pages 51–60, 2010. doi: 10.1109/FOCS.2010.12.

- Cynthia Dwork, Kunal Talwar, Abhradeep Thakurta, and Li Zhang. Analyze gauss: Optimal bounds for privacy-preserving principal component analysis. In *Proceedings of the Forty-Sixth Annual ACM Symposium on Theory of Computing*, STOC '14, page 11–20, New York, NY, USA, 2014. Association for Computing Machinery. ISBN 9781450327107. URL <https://doi.org/10.1145/2591796.2591883>.
- Shinto Eguchi and Osamu Komori. Outcome weighted learning in dynamic treatment regimes. In *Minimum Divergence Methods in Statistical Machine Learning: From an Information Geometric Viewpoint*, pages 197–216. Springer, 2022.
- Jiashi Feng, Huan Xu, Shie Mannor, and Shuicheng Yan. Robust logistic regression and classification. *Advances in neural information processing systems*, 27, 2014.
- Analía M Furio, Luis I Brusco, and Daniel P Cardinali. Possible therapeutic value of melatonin in mild cognitive impairment: a retrospective study. *Journal of pineal research*, 43(4):404–409, 2007.
- Spencer Giddens and Fang Liu. *DPpack: Differentially Private Statistical Analysis and Machine Learning*, 2023a. URL <https://cran.r-project.org/package=DPpack>. R package version 0.1.0.
- Spencer Giddens and Fang Liu. DPpack: An R package for differentially private statistical analysis and machine learning. *arXiv preprint arXiv:2309.10965*, 2023b.
- Alon Gonen and Ram Gilad-Bachrach. Smooth sensitivity based approach for differentially private pca. In Firdaus Janoos, Mehryar Mohri, and Karthik Sridharan, editors, *Proceedings of Algorithmic Learning Theory*, volume 83 of *Proceedings of Machine Learning Research*, pages 438–450. PMLR, 07–09 Apr 2018. URL <https://proceedings.mlr.press/v83/gonen18a.html>.
- Carrie R Howell, Kari L Bjornard, Kirsten K Ness, Nicole Alberts, Gregory T Armstrong, Nickhill Bhakta, Tara Brinkman, Eric Caron, Wassim Chemaitilly, Daniel M Green, et al. Cohort profile: the st. jude lifetime cohort study (sjlife) for paediatric cancer survivors. *International Journal of Epidemiology*, 50(1):39–49, 2021.
- Peter J Huber et al. The behavior of maximum likelihood estimates under nonstandard conditions. In *Proceedings of the fifth Berkeley symposium on mathematical statistics and probability*, volume 1, pages 221–233. Berkeley, CA: University of California Press, 1967.
- Shiva Prasad Kasiviswanathan and Hongxia Jin. Efficient private empirical risk minimization for high-dimensional learning. In Maria Florina Balcan and Kilian Q. Weinberger, editors, *Proceedings of The 33rd International Conference on Machine Learning*, volume 48 of *Proceedings of Machine Learning Research*, pages 488–497, New York, New York, USA, 20–22 Jun 2016. PMLR. URL <https://proceedings.mlr.press/v48/kasiviswanathan16.html>.
- Daniel Kifer, Adam Smith, and Abhradeep Thakurta. Private convex empirical risk minimization and high-dimensional regression. In Shie Mannor, Nathan Srebro, and Robert C. Williamson, editors, *Proceedings of the 25th Annual Conference on Learning Theory*,

- volume 23 of *Proceedings of Machine Learning Research*, pages 25.1–25.40, Edinburgh, Scotland, 25–27 Jun 2012. PMLR. URL <https://proceedings.mlr.press/v23/kifer12.html>.
- Akos Lada, Alexander Peysakhovich, Diego Aparicio, and Michael Bailey. *Observational Data for Heterogeneous Treatment Effects with Application to Recommender Systems*, page 199–213. Association for Computing Machinery, 2019. ISBN 9781450367929. URL <https://doi.org/10.1145/3328526.3329558>.
- Guillaume Lecué and Matthieu Lerasle. Robust machine learning by median-of-means: theory and practice. 2020.
- Fang Liu. Generalized gaussian mechanism for differential privacy. *IEEE Transactions on Knowledge and Data Engineering*, 31(4):747–756, 2019a. URL <https://doi.org/10.1109/TKDE.2018.2845388>.
- Fang Liu. Statistical properties of sanitized results from differentially private laplace mechanism with univariate bounding constraints. *Transactions on Data Privacy*, 15(3):169–195, 2019b.
- Fang Liu. Model-based differentially private data synthesis and statistical inference in multiple synthetic datasets. *Transactions on Data Privacy*, 15(3):141–175, 2022.
- Margaret M Lubas, Belinda N Mandrell, William L Greene, Carrie R Howell, Robbin Christensen, Cara I Kimberg, Chenghong Li, Kirsten K Ness, Deo Kumar Srivastava, Melissa M Hudson, et al. A randomized double-blind placebo-controlled trial of the effectiveness of melatonin on neurocognition and sleep in survivors of childhood cancer. *Pediatric blood & cancer*, 69(1):e29393, 2022.
- Shuangge Ma and Michael R Kosorok. Robust semiparametric m-estimation and the weighted bootstrap. *Journal of Multivariate Analysis*, 96(1):190–217, 2005.
- Frank McSherry and Kunal Talwar. Mechanism design via differential privacy. In *48th Annual IEEE Symposium on Foundations of Computer Science (FOCS'07)*, pages 94–103. IEEE, 2007.
- Ilya Mironov. Rényi differential privacy. In *2017 IEEE 30th Computer Security Foundations Symposium*, pages 263–275, 2017. doi: 10.1109/CSF.2017.11.
- Arvind Narayanan and Vitaly Shmatikov. Robust de-anonymization of large sparse datasets. In *2008 IEEE Symposium on Security and Privacy (sp 2008)*, pages 111–125, 2008. doi: 10.1109/SP.2008.33.
- Fengshi Niu, Harsha Nori, Brian Quistorff, Rich Caruana, Donald Ngwe, and Aadharsh Kannan. Differentially private estimation of heterogeneous causal effects. In Bernhard Schölkopf, Caroline Uhler, and Kun Zhang, editors, *Proceedings of the First Conference on Causal Learning and Reasoning*, volume 177 of *Proceedings of Machine Learning Research*, pages 618–633. PMLR, 11–13 Apr 2022. URL <https://proceedings.mlr.press/v177/niu22a.html>.

- Dmitrii M Ostrovskii and Francis Bach. Finite-sample analysis of m-estimators using self-concordance. 2021.
- Min Qian and Susan A. Murphy. Performance guarantees for individualized treatment rules. *The Annals of Statistics*, 39(2):1180 – 1210, 2011. doi: 10.1214/10-AOS864.
- Ali Rahimi and Benjamin Recht. Random features for large-scale kernel machines. In J Platt, D Koller, Y Singer, and S Roweis, editors, *Advances in Neural Information Processing Systems*, volume 20. Curran Associates, Inc., 2007. URL <https://proceedings.neurips.cc/paper/2007/file/013a006f03dbc5392effeb8f18fda755-Paper.pdf>.
- Ali Rahimi and Benjamin Recht. Weighted sums of random kitchen sinks: Replacing minimization with randomization in learning. In D Koller, D Schuurmans, Y Bengio, and L Bottou, editors, *Advances in Neural Information Processing Systems*, volume 21. Curran Associates, Inc., 2008. URL <https://proceedings.neurips.cc/paper/2008/file/0efe32849d230d7f53049ddc4a4b0c60-Paper.pdf>.
- Benjamin I. P. Rubinstein, Peter L. Bartlett, Ling Huang, and Nina Taft. Learning in a large function space: Privacy-preserving mechanisms for svm learning. *Journal of Privacy and Confidentiality*, 4(1), July 2012. doi: 10.29012/jpc.v4i1.612. URL <https://journalprivacyconfidentiality.org/index.php/jpc/article/view/612>.
- Tobias Schnabel, Adith Swaminathan, Ashudeep Singh, Navin Chandak, and Thorsten Joachims. Recommendations as treatments: Debiasing learning and evaluation. In *Proceedings of the 33rd International Conference on International Conference on Machine Learning - Volume 48*, ICML'16, page 1670–1679. JMLR.org, 2016.
- Ronald E Shiffer and Phillip D Harsha. Upper and lower bounds for the sample standard deviation. *Teaching Statistics*, 2(3):84–86, 1980.
- Reza Shokri, Marco Stronati, Congzheng Song, and Vitaly Shmatikov. Membership inference attacks against machine learning models. In *2017 IEEE Symposium on Security and Privacy (SP)*, pages 3–18, 2017. doi: 10.1109/SP.2017.41.
- Adam Smith. Privacy-preserving statistical estimation with optimal convergence rates. In *Proceedings of the forty-third annual ACM symposium on Theory of computing*, pages 813–822, 2011.
- Dylan Spicker, Erica E. M. Moodie, and Susan M. Shortreed. Differentially private outcome-weighted learning for optimal dynamic treatment regime estimation. *Stat*, 13:e641, 2024. URL doi.org/10.1002/sta4.641.
- Leonard A Stefanski and Dennis D Boos. The calculus of m-estimation. *The American Statistician*, 56(1):29–38, 2002.
- Thomas Steinke and Jonathan Ullman. Tight lower bounds for differentially private selection. In *2017 IEEE 58th Annual Symposium on Foundations of Computer Science (FOCS)*, pages 552–563, 2017. doi: 10.1109/FOCS.2017.57.

- Wei Sun, Pengyuan Wang, Dawei Yin, Jian Yang, and Yi Chang. Causal inference via sparse additive models with application to online advertising. *Proceedings of the AAAI Conference on Artificial Intelligence*, 29(1), Feb. 2015. doi: 10.1609/aaai.v29i1.9156.
- Latanya Sweeney. Only you, your doctor, and many others may know. *Technology Science*, September 2015. URL <https://techscience.org/a/2015092903/>.
- Abhradeep Guha Thakurta and Adam Smith. Differentially private feature selection via stability arguments, and the robustness of the lasso. In Shai Shalev-Shwartz and Ingo Steinwart, editors, *Proceedings of the 26th Annual Conference on Learning Theory*, volume 30 of *Proceedings of Machine Learning Research*, pages 819–850, Princeton, NJ, USA, 12–14 Jun 2013. PMLR. URL <https://proceedings.mlr.press/v30/Guha13.html>.
- US Census Bureau. Census bureau sets key parameters to protect privacy in 2020 census results. <https://www.census.gov/newsroom/press-releases/2021/2020-census-key-parameters.html>, Jun 2021. Accessed: 2023-03-24.
- Aad W Van der Vaart. *Asymptotic statistics*, volume 3. Cambridge university press, 2000.
- Pengyuan Wang, Wei Sun, Dawei Yin, Jian Yang, and Yi Chang. Robust tree-based causal inference for complex ad effectiveness analysis. In *Proceedings of the Eighth ACM International Conference on Web Search and Data Mining, WSDM '15*, page 67–76. Association for Computing Machinery, 2015. ISBN 9781450333177. doi: 10.1145/2684822.2685294.
- Peng Wu, Donglin Zeng, and Yuanjia Wang. Matched learning for optimizing individualized treatment strategies using electronic health records. *Journal of the American Statistical Association*, 115(529):380–392, 2020. doi: 10.1080/01621459.2018.1549050.
- Zheng Xu and Yanxiang Zhang. Advances in private training for production on-device language models. <https://research.google/blog/advances-in-private-training-for-production-on-device-language-models/>, 2024.
- Benjamin Zi Hao Zhao, Aviral Agrawal, Catisha Coburn, Hassan Jameel Asghar, Raghav Bhaskar, Mohamed Ali Kaafar, Darren Webb, and Peter Dickinson. On the (in)feasibility of attribute inference attacks on machine learning models. In *2021 IEEE European Symposium on Security and Privacy*, pages 232–251, 2021. doi: 10.1109/EuroSP51992.2021.00025.
- Yingqi Zhao, Donglin Zeng, A. John Rush, and Michael R. Kosorok. Estimating individualized treatment rules using outcome weighted learning. *Journal of the American Statistical Association*, 107(499):1106–1118, 2012. ISSN 01621459. URL <http://www.jstor.org/stable/23427417>.
- Irina V Zhdanova, Harry J Lynch, and Richard J Wurtman. Melatonin: a sleep-promoting hormone. *Sleep*, 20(10):899–907, 1997.
- Wen-Xin Zhou, Koushiki Bose, Jianqing Fan, and Han Liu. A new perspective on robust m-estimation: Finite sample theory and applications to dependence-adjusted multiple testing. *Annals of statistics*, 46(5):1904, 2018a.

Xin Zhou, Nicole Mayer-Hamblett, Umer Khan, and Michael R. Kosorok. Residual weighted learning for estimating individualized treatment rules. *Journal of the American Statistical Association*, 112(517):169–187, 2017. doi: 10.1080/01621459.2015.1093947.

Xuan Zhou, Yuanjia Wang, and Donglin Zeng. Outcome-weighted learning for personalized medicine with multiple treatment options. In *2018 IEEE 5th international conference on data science and advanced analytics (DSAA)*, pages 565–574. IEEE, 2018b.

Supplementary materials to “A Differentially Private Weighted Empirical Risk Minimization Procedure and its Application to Outcome Weighted Learning”

Spencer Giddens^{1*}, Yiwang Zhou^{2*}, Kevin R. Krull^{3,4},
Tara M. Brinkman^{3,4}, Peter X.K. Song⁵, Fang Liu^{1†}

¹ Department of Applied and Computational Mathematics and Statistics
University of Notre Dame, Notre Dame, IN 46556

² Department of Biostatistics, St. Jude Children’s Research Hospital, Memphis, TN 38105

³ Department of Epidemiology and Cancer Control,
St. Jude Children’s Research Hospital, Memphis, TN 38105

⁴ Department of Psychology and Biobehavioral Sciences,
St. Jude Children’s Research Hospital, Memphis, TN 38105

⁵ Department of Biostatistics, University of Michigan, Ann Arbor, MI 48109

1. ℓ_2 sensitivity in output perturbation of M-learning

The appendix presents the ℓ_2 sensitivity of the output from the M-learning framework (Wu et al., 2020), which is introduced in Section 1.1 of the main text. The result is an extension of Theorem 1 to M-learning. The regularity conditions in the derivation of the sensitivity listed in Assumption 1 apply here.

M-learning methods perform matching instead of inverse probability weighting as used in OWL for estimating ITRs to alleviate confounding and assess individuals’ treatment responses to alternative treatments. Denote the matched set for subject i as \mathcal{M}_i , which consists of subjects with opposite treatments but similar covariates as subject i , where similarity is defined under a suitable distance metric. The loss function, formulated with the Huber loss and an ℓ_2 regularization term on the model parameters, in M-learning is

$$L = \sum_{i=1}^n \sum_{j \in \mathcal{M}_i} |\mathcal{M}_i|^{-1} g(|\tilde{B}_i - \tilde{B}_j|) \ell_{\text{Huber}}(z_{ij}) + \gamma \|\boldsymbol{\theta}\|^2,$$

where $g(\cdot)$ is a user-specified monotonically increasing function (e.g. typical choices are $g(\cdot) = 1$ or the identity function), $z_{ij} = A_i \text{sign}(|\tilde{B}_i - \tilde{B}_j|) \boldsymbol{\theta}^T \mathbf{x}_i$. $\tilde{B}_i = B_i - s(\mathbf{x}_i)$ is a surrogate residualized outcome for the observed outcome B_i , where $s(\cdot)$ is a measurable function. It is

*co-first authors

†corresponding author: fliu2@nd.edu

shown that using \tilde{B}_i , instead of simply B_i helps improve the performance of M-learning Wu et al. (2020); Wang et al. (2024).

Let $d_g(\boldsymbol{\theta})$ denote the difference of two loss functions evaluated at a pair of neighboring datasets $(\mathbf{x}, \mathbf{A}, \mathbf{B})$ and $(\mathbf{x}', \mathbf{A}', \mathbf{B}')$, where $\mathbf{x} = \{x_i\}_{i=1, \dots, n}$, $\mathbf{A} = \{A_i\}_{i=1, \dots, n}$, $\mathbf{B} = \{B_i\}_{i=1, \dots, n}$; similarly for $(\mathbf{x}', \mathbf{A}', \mathbf{B}')$. WLOG, we assume the n -th individual in two datasets $(\mathbf{x}, \mathbf{A}, \mathbf{B})$ and $(\mathbf{x}', \mathbf{A}', \mathbf{B}')$ are not the same and that the values of \tilde{B} in a subset of individuals \mathcal{S} of the dataset ($|\mathcal{S}| \geq 1$ individuals) are affected from altering the n -th individual, then

$$\begin{aligned}
d_g(\boldsymbol{\theta}) &= \sum_{i \in \mathcal{S}} \left\{ \sum_{j \in \mathcal{M}'_i} |\mathcal{M}'_i|^{-1} g(|\tilde{B}'_i - \tilde{B}'_j|) \ell_{\text{Huber}}(z'_{ij}) - \sum_{j \in \mathcal{M}_i} |\mathcal{M}_i|^{-1} g(|\tilde{B}_i - \tilde{B}_j|) \ell_{\text{Huber}}(z_{ij}) \right\}, \\
\nabla_{\boldsymbol{\theta}} d_g(\boldsymbol{\theta}) &= \sum_{i \in \mathcal{S}} \left\{ \sum_{j \in \mathcal{M}'_i} |\mathcal{M}'_i|^{-1} d_g(|\tilde{B}'_i - \tilde{B}'_j|) A'_i \text{sign}(|\tilde{B}'_i - \tilde{B}'_j|) \nabla_{\boldsymbol{\theta}} \ell_{\text{Huber}}(z'_{ij}) \mathbf{x}'_i - \right. \\
&\quad \left. \sum_{j \in \mathcal{M}_i} |\mathcal{M}_i|^{-1} g(|\tilde{B}_i - \tilde{B}_j|) A_i \text{sign}(\tilde{B}_i - \tilde{B}_j) \nabla_{\boldsymbol{\theta}} \ell_{\text{Huber}}(z_{ij}) \mathbf{x}_i \right\}, \\
\|\nabla_{\boldsymbol{\theta}} d_g(\boldsymbol{\theta})\| &= \left\| \sum_{i \in \mathcal{S}} \left\{ \sum_{j \in \mathcal{M}'_i} |\mathcal{M}'_i|^{-1} g(|\tilde{B}'_i - \tilde{B}'_j|) A'_i \text{sign}(|\tilde{B}'_i - \tilde{B}'_j|) \nabla_{\boldsymbol{\theta}} \ell_{\text{Huber}}(z'_{ij}) \mathbf{x}'_i - \right. \right. \\
&\quad \left. \left. \sum_{j \in \mathcal{M}_i} |\mathcal{M}_i|^{-1} g(|\tilde{B}_i - \tilde{B}_j|) A_i \text{sign}(|\tilde{B}_i - \tilde{B}_j|) \nabla_{\boldsymbol{\theta}} \ell_{\text{Huber}}(z_{ij}) \mathbf{x}_i \right\} \right\| \\
&\leq |\mathcal{S}| \left\| \sum_{j \in \mathcal{M}'_i} |\mathcal{M}'_i|^{-1} g(|\tilde{B}'_i - \tilde{B}'_j|) A'_i \text{sign}(|\tilde{B}'_i - \tilde{B}'_j|) \nabla_{\boldsymbol{\theta}} \ell_{\text{Huber}}(z'_{ij}) \mathbf{x}'_i \right\| + \\
&\quad \left\| \sum_{j \in \mathcal{M}_i} |\mathcal{M}_i|^{-1} g(|\tilde{B}_i - \tilde{B}_j|) A_i \text{sign}(|\tilde{B}_i - \tilde{B}_j|) \nabla_{\boldsymbol{\theta}} \ell_{\text{Huber}}(z_{ij}) \mathbf{x}_i \right\| \\
&\leq |\mathcal{S}| \sum_{j \in \mathcal{M}'_i} |\mathcal{M}'_i|^{-1} \left\| g(|\tilde{B}'_i - \tilde{B}'_j|) A'_i \text{sign}(|\tilde{B}'_i - \tilde{B}'_j|) \nabla_{\boldsymbol{\theta}} \ell_{\text{Huber}}(z'_{ij}) \mathbf{x}'_i \right\| + \\
&\quad \left\| \sum_{j \in \mathcal{M}_i} |\mathcal{M}_i|^{-1} \left\| g(|\tilde{B}_i - \tilde{B}_j|) A_i \text{sign}(|\tilde{B}_i - \tilde{B}_j|) \nabla_{\boldsymbol{\theta}} \ell_{\text{Huber}}(z_{ij}) \mathbf{x}_i \right\| \right\|.
\end{aligned}$$

Given $A_i \in \{-1, 1\}$, $\text{sign}(|\tilde{B}'_i - \tilde{B}'_j|) \in \{-1, 1\}$ and the assumptions of $\|\mathbf{x}_i\|_2 \leq 1 \forall i$ and $\|\nabla_{\boldsymbol{\theta}} \ell_{\text{Huber}}\| \leq 1$ (Assumption 1), then

$$\begin{aligned}
\|\nabla_{\boldsymbol{\theta}} d_g(\boldsymbol{\theta})\| &\leq |\mathcal{S}| \sum_{j \in \mathcal{M}_i} |\mathcal{M}_i|^{-1} \left\| g(|\tilde{B}_i - \tilde{B}_j|) \right\| + |\mathcal{S}| \sum_{j \in \mathcal{M}'_i} |\mathcal{M}'_i|^{-1} \left\| g(|\tilde{B}'_i - \tilde{B}'_j|) \right\| \\
&\leq 2|\mathcal{S}| \max_i \max_j |g(|\tilde{B}_i - \tilde{B}_j|)|.
\end{aligned}$$

Per Lemma 1 in Chaudhuri et al. (2011), the ℓ_2 sensitivity of $\hat{\boldsymbol{\theta}}$ is

$$\Delta_{\boldsymbol{\theta}} = \frac{2|\mathcal{S}|}{\gamma} \sup |g(|\tilde{B}_i - \tilde{B}_j|)|. \tag{1}$$

As for the value of $\sup |g(|\tilde{B}_i - \tilde{B}_j|)|$, it depends on the function g and the model used to obtain \tilde{B} . If $g(\cdot) = 1$, then $|\mathcal{S}| = 1$, $\sup |g(|\tilde{B}_i - \tilde{B}_j|)| = 1$ and $\Delta_{\hat{\theta}} = 2/\gamma$. If linear regression is used to estimate \tilde{B} and g is the identity function, then it is reasonable to set $\sup |g(|\tilde{B}_i - \tilde{B}_j|)| = 6$.

Finally, privacy-preserving estimate for θ from an M-learning procedure with ϵ -DP guarantees given the derived sensitivity $\Delta_{\hat{\theta}}$ in Eqn (1) is obtained by $\hat{\theta}^* = \hat{\theta} + \mathbf{e}$, where $f(\mathbf{e}) \propto e^{-(\epsilon/\Delta_{\hat{\theta}})\|\mathbf{e}\|} = e^{-(\epsilon/\Delta_{\hat{\theta}})\sqrt{e_i^2 + \dots + e_p^2}}$.

2. Tabular results from the simulation studies

Table 1: Simulation results for several combinations of ϵ and n . The case without DP (corresponding to $\epsilon = \infty$) is also shown for reference.

		Treatment Assignment Accuracy (%)		Treatment Value	
ϵ	n	Mean	95% CI	Mean	95% CI
0.1	200	50.24	(49.06, 51.42)	8.36	(8.26, 8.46)
	500	50.20	(48.89, 51.52)	8.42	(8.32, 8.52)
	800	50.70	(49.45, 51.94)	8.40	(8.30, 8.50)
	1000	51.08	(49.72, 52.44)	8.41	(8.32, 8.51)
0.5	200	52.87	(51.49, 54.25)	8.56	(8.46, 8.66)
	500	58.02	(56.58, 59.47)	8.84	(8.73, 8.95)
	800	60.20	(58.61, 61.79)	9.04	(8.92, 9.16)
	1000	60.95	(59.22, 62.68)	9.05	(8.93, 9.16)
1	200	55.53	(54.23, 56.83)	8.77	(8.67, 8.86)
	500	61.03	(59.36, 62.70)	9.07	(8.96, 9.18)
	800	64.08	(62.22, 65.93)	9.25	(9.13, 9.37)
	1000	64.70	(62.93, 66.48)	9.28	(9.17, 9.40)
2	200	58.99	(57.30, 60.68)	8.90	(8.79, 9.02)
	500	68.17	(66.27, 70.08)	9.49	(9.38, 9.61)
	800	74.32	(72.50, 76.14)	9.91	(9.80, 10.02)
	1000	79.03	(77.42, 80.63)	10.12	(10.03, 10.21)
5	200	67.66	(65.88, 69.43)	9.51	(9.40, 9.63)
	500	78.79	(77.29, 80.29)	10.13	(10.04, 10.21)
	800	81.97	(80.57, 83.37)	10.23	(10.15, 10.31)
	1000	84.80	(83.62, 85.99)	10.31	(10.24, 10.38)
∞ (No DP)	200	88.65	(88.02, 89.27)	10.41	(10.36, 10.47)
	500	92.18	(91.75, 92.60)	10.52	(10.47, 10.57)
	800	93.39	(93.02, 93.75)	10.54	(10.49, 10.60)
	1000	94.29	(93.97, 94.61)	10.62	(10.57, 10.68)

3. Sensitivity studies on Hyperparameter Tuning via Algorithm 2

In our simulation study, we tuned the regularization constant via Algorithm 2 on an independent dataset that came from the same underlying population and had the same data characteristics (type of features, optimal treatment function, etc.) as the sensitive dataset we wanted to protect. In practice, it is unlikely that we would have access to an independent dataset that mimics the sensitive dataset so closely. Thus, it is fair to question whether the selected regularization constant would perform similarly if the independent dataset differed from the sensitive dataset. We answer this question by running additional experiments on varying independent datasets to determine if the regularization constant selected via Algorithm 2 is sufficiently close to the optimal choice that would be obtained if the independent dataset came from the same underlying population as the sensitive dataset – that is, the robustness of hyper-parameter selection via Algorithm 2.

The experiment settings are as follows. We examine 4 different scenarios on how the independent datasets can be different from the sensitive dataset: 1) varying the number of data points n_0 in the independent dataset, 2) varying the coefficients θ of the optimal treatment function, 3) varying the distribution of the features \mathbf{X} , and 4) varying the size p of the optimal treatment function coefficients θ . In each case, n_0 data points in the independent dataset were split into a training set of size $0.8n_0$ and a validation set of size $0.2n_0$. For each combination of sample size $n \in \{200, 500, 1000, 2000\}$ and privacy budget $\epsilon \in \{0.5, 1, 5, 20, 150\}$, Algorithm 2 is run on the independent training set and used to fit a DP-OWL model with privacy budget ϵ at regularization constant $\gamma \in \{1, 21, 41, \dots, 601\}$. The mean (with 95% confidence interval) treatment assignment accuracy on the validation set over 1,000 repeats is shown in Figures 1 to 4. The results for the empirical treatment value, though not plotted, yielded similar conclusions and insights as described below.

In each plot, the black line corresponds to the baseline case of an independent dataset of size $n_0 = 1,000$ that matches the sensitive dataset in distribution and treatment function parameter and what we would see from the sensitive dataset itself. It is clear to see that the optimal value for γ that yields the highest accuracy varies as a function of n and ϵ . The region of γ values in between the vertical red lines indicates the γ values where the accuracy is measured to be within 5% of highest accuracy. The range is fairly large for most simulated scenarios, indicating that the regularization constant is relatively “robust” as strong performance does not require a strict precision in the parameter tuning. We seek to determine whether the γ value that would be chosen based on alternative independent datasets would likely fall within this range.

Robustness of Algorithm 2 against varying size of the independent dataset: Figure 1 plots the results of the regularization constant tuning process for independent datasets of sizes $n_0 \in \{100, 500, 1000, 2500\}$. We observe that the optimal γ values for these cases are consistently similar, meaning that even a smaller independent dataset (e.g., $n_0 = 100$) compared to the size of the sensitive dataset ($n = 200$ to 2000) can still be useful for tuning the regularization constant.

Robustness of Algorithm 2 against different optimal treatment functions: The results in Figure 2 correspond to different sets of coefficients (denoted by θ) for the underlying optimal

treatment function from which the independent datasets ($n_0 = 1,000$) were simulated. θ_0 is the baseline case that matches the sensitive dataset, and θ_1 and θ_2 represent two alternative optimal treatment functions. Despite the fact that a model fitted on these data would perform poorly in terms of prediction on the sensitive data (since the target function to learn is different), the optimal regularization constant values are still nearly the same for each corresponding pair of ϵ and sample size n .

Robustness of Algorithm 2 against different types of independent variables \mathbf{X} : Figure 3 examines the case where the distribution of features \mathbf{X} in the independent dataset is not the same as that in the sensitive dataset. Specifically, each element in \mathbf{X} follows a uniform distribution in the sensitive dataset but a truncated normal distribution (between 0 and 1) with varying means for each element in the independent dataset. While the shape of plot looks different and shows longer plateaus in the trajectory of the regularization constant in the independent dataset, choosing one at the lower end of the plateau still consistently lands within the “good window” for the sensitive dataset.

Robustness of Algorithm 2 against different numbers of non-zero coefficients: Figure 4 visualizes the case where θ for the optimal treatment assignment function contains a different number of non-zero elements. In the baseline case, there are $p = 4$ non-zero coefficients, the same as the sensitive dataset. Here, we also examine the cases of $p \in \{2, 6, 8\}$ non-zero coefficients and observe that the optimal hyperparameter choice for the cases with different values of p is consistently close to the optimal for the baseline case that matches the sensitive dataset.

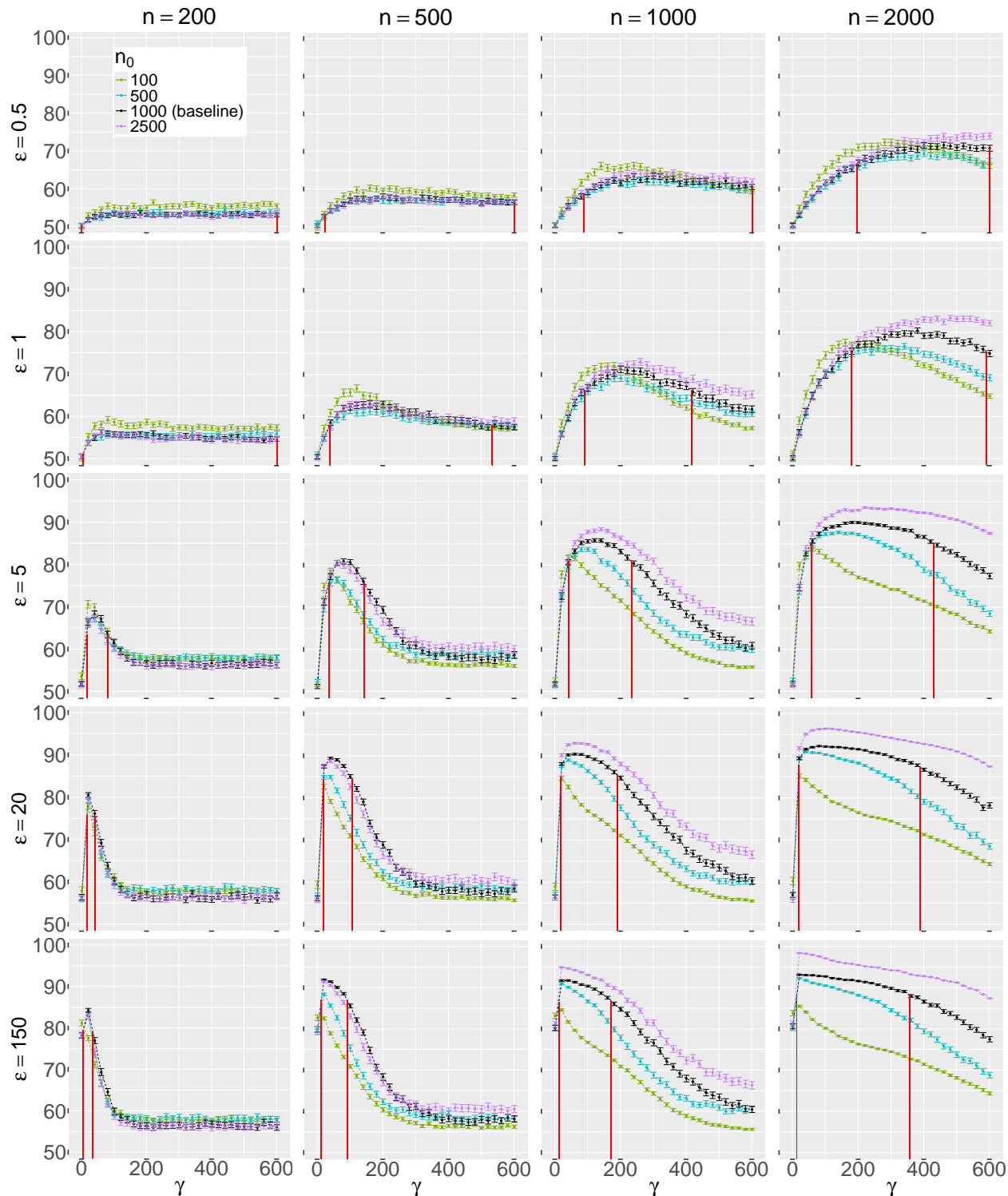


Figure 1: Average (95% CI) validation set accuracy as a function of the regularization constant γ for various combinations of ε and sensitive dataset size n . Different lines represent different independent dataset sizes n_0 simulated from the same distribution as the sensitive dataset. The red lines mark the region of γ where the corresponding accuracy in the baseline case ($n_0 = 1000$, as presented in the main manuscript) is within 5% of the highest.

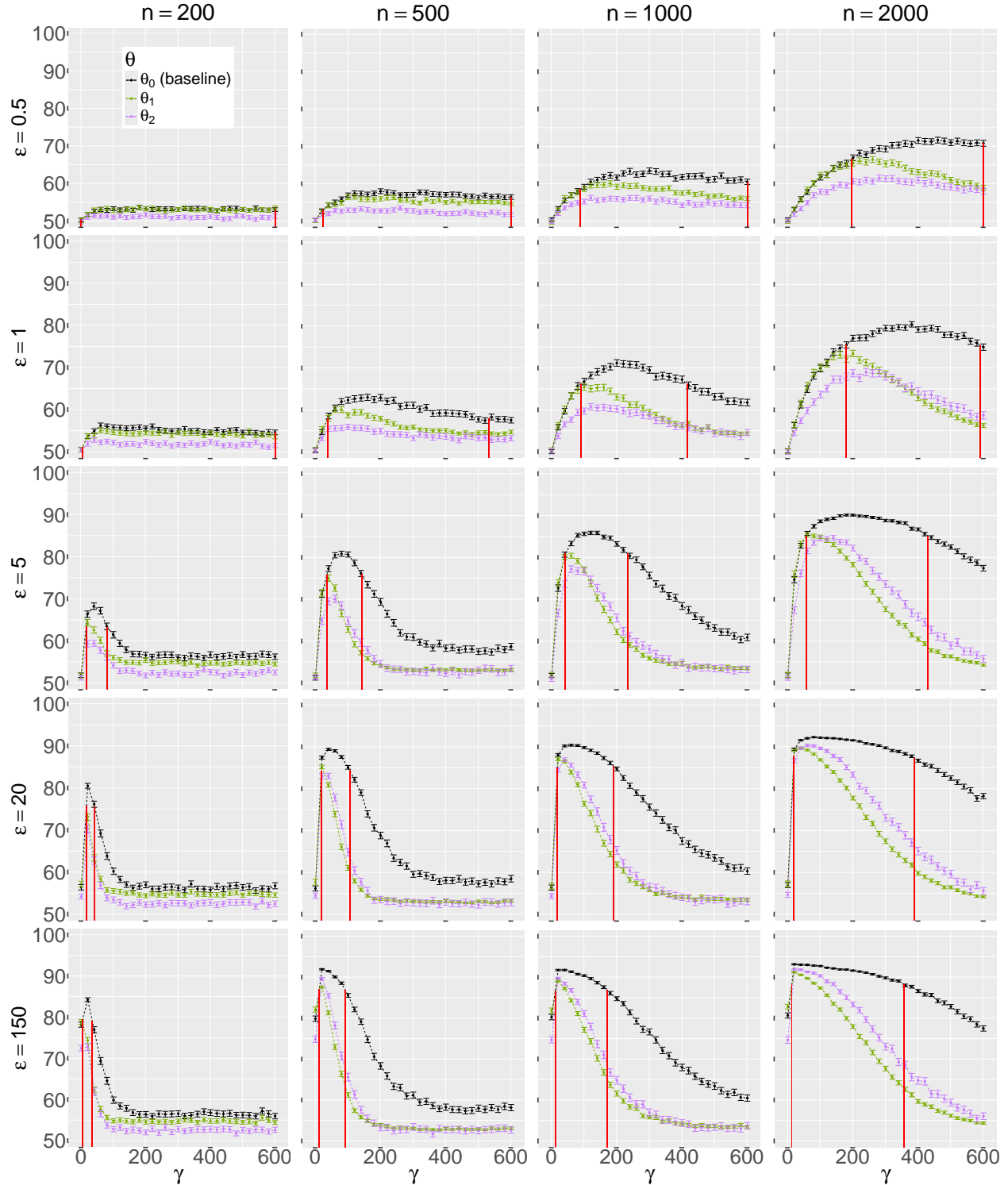


Figure 2: Average (95% CI) validation set accuracy as a function of the regularization constant γ for various combinations of ε and sensitive dataset size n . Different lines represent different coefficients θ . $\theta_0 = [1, 1, 1, -1.8, -2.2]^T$ matches the sensitive dataset, while $\theta_1 = [1, -1, -1, 1.5, -1.5]^T$ and $\theta_2 = [1, -0.5, 0.5, 1, 1.5, -2.5, -2]^T$ represent alternatives. The red lines mark the region of γ where the corresponding accuracy in the baseline case (θ_0) is within 5% of the highest.

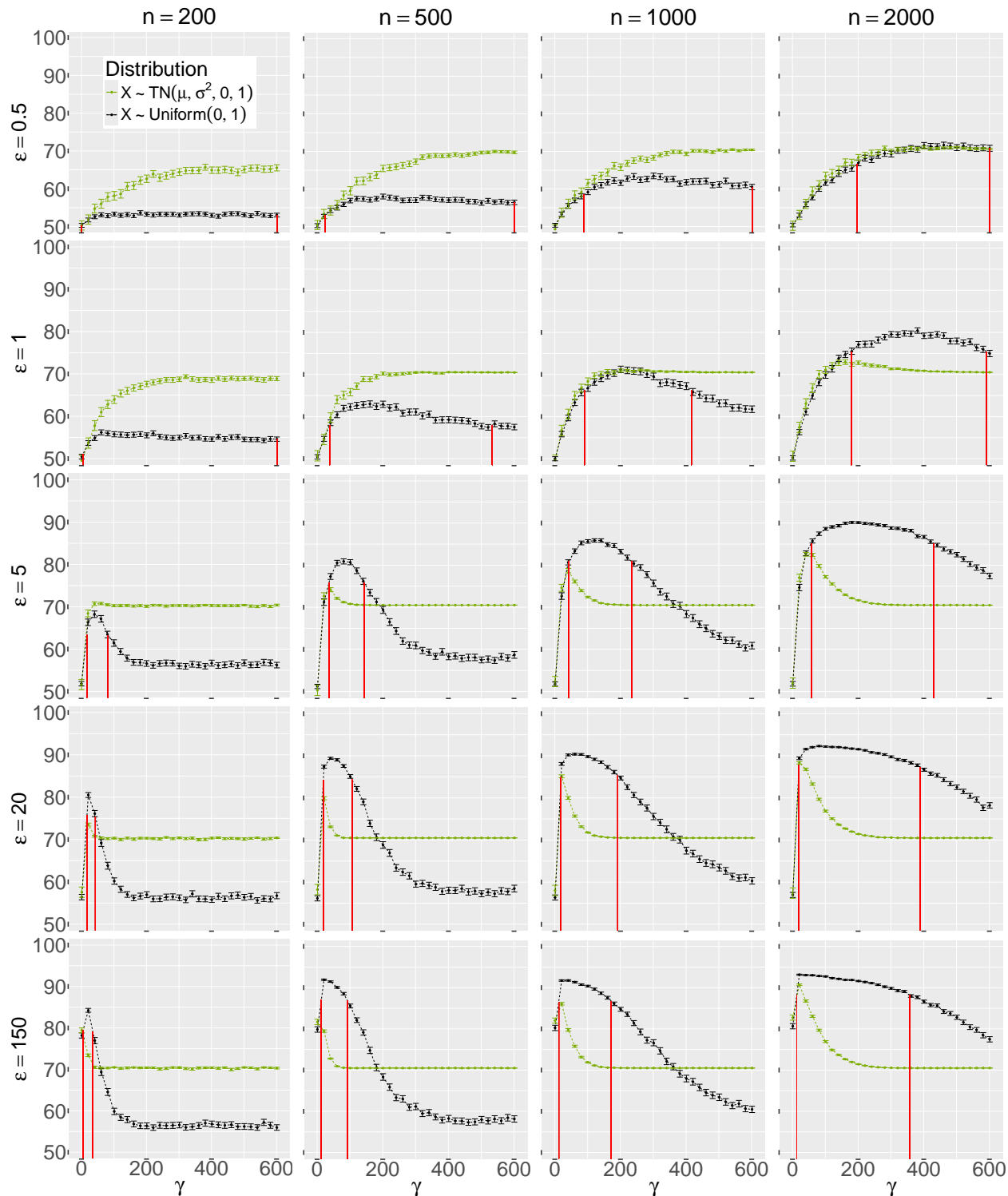


Figure 3: Average (95% CI) validation set accuracy (%) as a function of the regularization constant γ value for various combinations of ϵ and sensitive dataset size n with varying distributions for the features \mathbf{X} in the independent dataset. The red lines mark the region of γ where the corresponding accuracy in the baseline case (each element in $\mathbf{X} \sim \text{Unif}(0, 1)$) is within 5% of the highest.

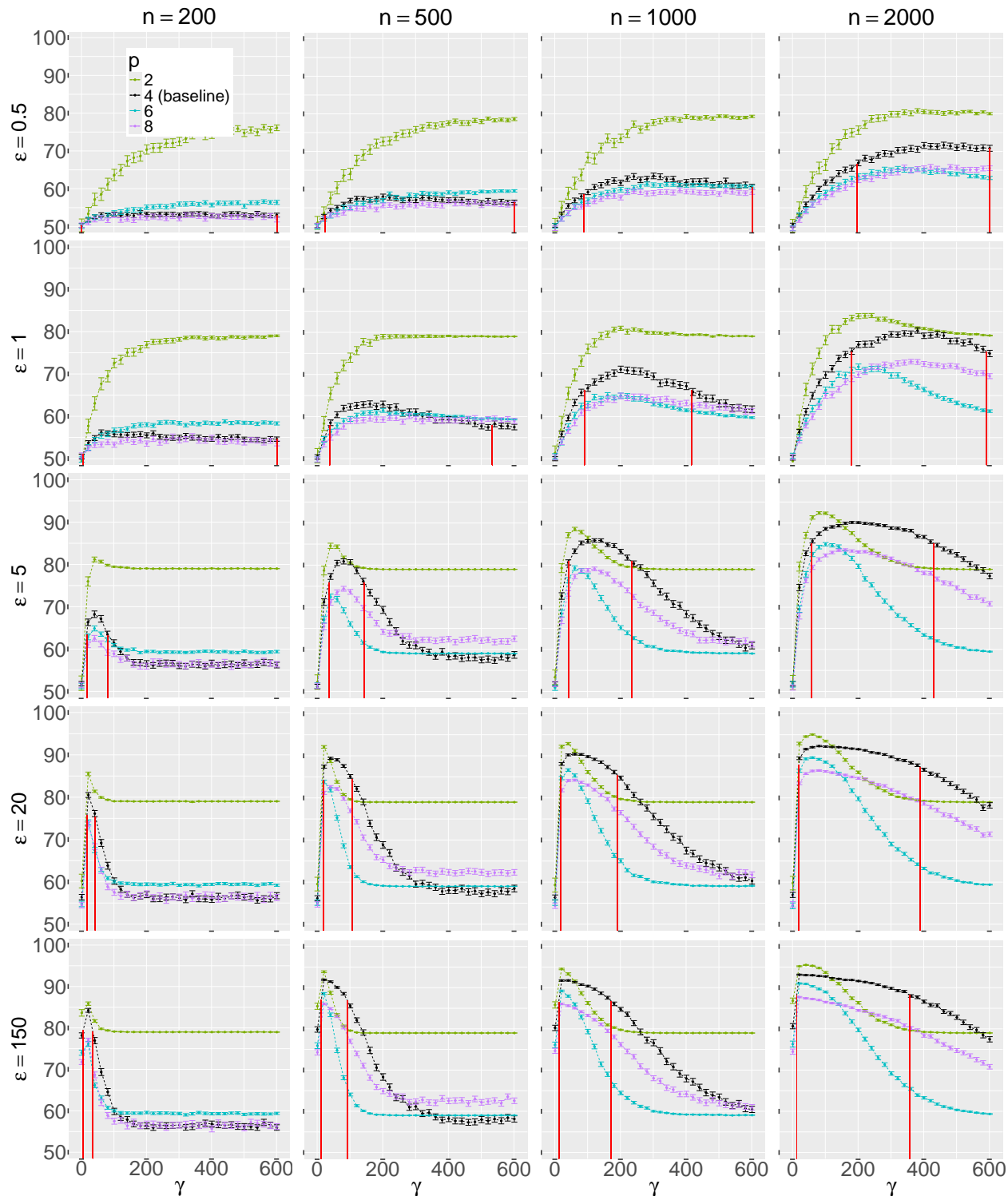


Figure 4: Average (95% CI) validation set accuracy as a function of the regularization constant γ for various combinations of ϵ and sensitive dataset size n . Different lines represent a different number of non-zero coefficients p in θ in the optimal treatment function in the independent dataset. The red lines mark the region of γ where the corresponding accuracy in the baseline case ($p = 4$) is within 5% of the highest.

References

- Peng Wu, Donglin Zeng, and Yuanjia Wang. Matched learning for optimizing individualized treatment strategies using electronic health records. *Journal of the American Statistical Association*, 115(529):380–392, 2020. doi:10.1080/01621459.2018.1549050.
- Xuechen Wang, Hyejung Lee, Benjamin Haaland, Kathleen Kerrigan, Sonam Puri, Wallace Akerley, and Jincheng Shen. A matching-based machine learning approach to estimating optimal dynamic treatment regimes with time-to-event outcomes. *Statistical Methods in Medical Research*, 33(5):794–806, 2024.
- Kamalika Chaudhuri, Claire Monteleoni, and Anand D. Sarwate. Differentially private empirical risk minimization. *arXiv:0912.0071v5* [, 2011. URL <https://doi.org/10.48550/arXiv.0912.0071>.