

The Exponentiated Hypoexponential Distribution.

Anass Nassabein*

Department of Mathematics, Lebanese International University

Therrar Kadri

Department of Science, Northwestern Polytecnic

Seifideen Kadry

Department of Applied Computing and Technology, Noroff University College

Khaled Smaili

Department of Mathematics, Lebanese University

August 3, 2023

The Exponentiated Hypoexponential Distribution

Abstract

In this paper we study the Exponentiated Hypoexponential Distribution with different parameters. The distribution added a parameter to the n parameters of the Hypoexponential distribution. We first derive a closed expression of the probability density function and the cumulative distribution function of Maximum Exponentiated Exponential distribution. These functions are used to determine an exact expression of the probability density function, the cumulative function, reliability function, and hazard function of our Exponentiated Hypoexponential Distribution. We discuss estimation of the parameters by maximum likelihood estimators. The distribution has been fitted to a real life data set and the fit has been found to be a serious competitor to the others.

Keywords: Maximum Exponentiated Exponential Distribution, Exponentiated Hypoexponential Distribution, Maximum Likelihood Estimation.

*The authors gratefully acknowledge *please remember to list all relevant funding sources in the unblinded version*

1 Introduction

The Exponential random variable like its alternatives, Erlang and Gamma, plays a significant role in both queueing and reliability problems [1] and [17]. The time between independent events with constant average or time to failure are typical examples of the Exponential random variable. Some examples in many fields of science are: how long a cell-phone call lasts [5], how long it takes a computer network to transmit a message from one node to another, and the distance between mutations on a DNA stand..., see, [12].

In addition to that, the function of random variable possesses an important role in the event modeling in many applied problems of engineering, physics, economics, biology, genetics, medicine, see, [4] and [12]. One of the important functions of random variable is the sum of independent random variables especially the sum of independent Exponential distributions which is known to be the Hypoexponential distribution. The Hypoexponential distribution that also plays a significant role in modeling many events in most domains of science, Trivedi [20], Markov process, Kadri et al. [11].

There are many ways to add one or more parameters to a parent distribution function. Adding the parameters makes the resulting distribution more flexible and richer for modeling data. Marshall and Olkin [14] added a positive parameter to a general reliability function (RF). In their consideration of a countable mixture of Pascal (r, p) mixing proportion and positive integer powers of RF, they obtained a reliability function with two extra parameters in AL-Hussaini and Ghitany [2]. AL-Hussaini and Gharib [3] obtained a new family of distributions as a countable mixture with Poisson by adding a parameter. The idea of Exponentiated distribution was introduced by Gupta et al. [6], who discussed a new family of distributions called Exponentiated Exponential distribution. The family has two parameters similar to that of Weibull or Gamma's family. Gupta and Kundu

studied some properties of the distribution see, [7]. They concluded that this distribution can be an alternative possibility to Gamma or Weibull family, because their observation was clear that several properties of the new family are similar to those of the Weibull or Gamma family. They also examined the estimation and inference aspects of the distribution see, [8], and [9]. The distribution has been further studied by Nadarajah and Kotz [15]. A class of goodness-of-fit tests for the distribution with estimated parameter has been proposed by Hassan [10]. Pal et al. [16] studied the Exponentiated Weibull family as an extension of the Weibull and Exponentiated Exponential families. In this paper, we introduce the Exponentiated Hypoexponential distribution. We start by characterizing the related functions that well describe our new distribution. We show it by relating it to the Maximum Exponentiated Exponential distribution. Next, we give an estimate of the new parameter k , by MLE method. Eventually we run a simulation of data showing the EHypoexponential distribution fits better than the original distribution. The problem is solved completely by considering the different parameters of Hypoexponential random variable.

2 Preliminaries

The Exponentiated Exponential (EE) distribution, and known as the generalized Exponential distribution, is a particular case of Gompertz-Verhulst distribution function when the parameter $\rho = 1$. Thus, $X \sim EE(\lambda_i, \alpha_i)$ is a two- parameter Exponentiated Exponential random variable when it has the following cumulative distribution function (CDF);

$$F(x; \alpha; \lambda) = (1 - e^{-\lambda x})^\alpha; \quad x > 0 \tag{1}$$

and therefore its probability density function (PDF) is of the form

$$f(x; \alpha; \lambda) = \alpha \lambda (1 - e^{-\lambda x})^{\alpha-1} e^{-\lambda x}; x > 0 \quad (2)$$

2.1 The Hypoexponential Distribution

The Hypoexponential random variable is the sum of independent Exponential random variable. This distribution is examined according to the stages of the Exponential random variable. Whenever the stages are identical the distribution obtained is Erlang distribution. The other case of the Hypoexponential distribution is when the stages are different or the parameters are exponential distribution are different. This case was examined completely by Samili et al. in [19]. They denoted this distribution as the Hypoexponential distribution with different parameters and given as follows:

Let X_1, X_2, \dots, X_n be independent Exponential random variables with different, respective parameters $\alpha_i, i = 1, 2, \dots, n$. Thus $S_n = \sum_{i=1}^n X_i$ is the Hypoexponential random variable with parameters and written as $S_n \sim \text{hypoexp}(\vec{\alpha})$, where $\vec{\alpha}_i = (\alpha_1, \alpha_2, \dots, \alpha_n)$.

Samili et al. in [19] showed that the density function of S_n is given as

$$f_{S_n}(t) = \sum_{i=1}^n A_i f_{X_i}(t)$$

where

$$A_i = \prod_{j=1, j \neq i}^n \left(\frac{\alpha_j}{\alpha_j - \alpha_i} \right) \quad (3)$$

is denoted as the coefficients of Hypoexponential. The author as a consequence determined

the other related function to S_n as the CDF as

$$F_{S_n}(t) = \sum_{i=1}^n A_i F_{X_i}(t) \quad (4)$$

2.2 Exponentiated Distributions

Let X be a random variable with probability density function (*PDF*) $f(x)$ and the cumulative distributions function (*CDF*) $F(x)$, $x \in R^1$. Consider a random variable Z with the *CDF* given by

$$G_\alpha(z) = [F(z)]^\alpha, \quad z \in R^1, \alpha > 0 \quad (5)$$

Then Z is said to have an exponentiated distribution.

The *pdf* of Z is given by

$$g_\alpha(z) = \alpha [F(z)]^{\alpha-1} f(z) \quad (6)$$

The survival function $R_\alpha(z)$ and the failure rate $h_\alpha(z)$ of the distribution of Z are defined by

$$R_\alpha(z) = 1 - G_\alpha(z)$$

$$h_\alpha(z) = \frac{g_\alpha(z)}{1 - G_\alpha(z)}$$

3 Maximum Exponentiated Exponential

Distribution

In this section we find a simplified expressions of PDF and CDF of the Maximum Exponentiated Exponential distribution. The expressions obtained are used later to derive the function of our new distribution the EHypoexponential distribution.

In the following theorem we find a simplified expression of PDF and CDF of the Maximum Exponentiated Exponential distribution when the exponents of the EE distribution is a positive real number.

Theorem 1. *Let $X_i \sim EE(\lambda_i, \alpha_i)$ where $\alpha_i \in \mathbb{R}_+^*$, $\lambda_i > 0$, and $\lambda_i \neq \lambda_j$ for all $i \neq j, i = 1, 2, \dots, n$ and let $N = \max \{X_1, X_2, \dots, X_n\}$ denoted as $N \sim MEE(\vec{\lambda}, \vec{\alpha})$, $\vec{\lambda} = (\lambda_1, \lambda_2, \dots, \lambda_n)$, $\vec{\alpha} = (\alpha_1, \alpha_2, \dots, \alpha_n)$. Then the CDF of N is*

$$F_N(t) = \prod_{j=1}^n \left(\sum_{i=0}^{\infty} \binom{\alpha_j}{i} (-1)^{(\alpha_j-i)} e^{-\lambda_j(\alpha_j-i)t} \right)$$

and the PDF

$$f_N(t) = \left(\prod_{j=1}^n (1 - e^{-\lambda_j t})^{\alpha_j} \right) \left(\sum_{j=1}^n \frac{\lambda_j \alpha_j e^{-\lambda_j t}}{1 - e^{-\lambda_j t}} \right)$$

Proof. Let X_i be an Exponentiated Exponential distribution with rate parameter λ_i and exponent parameter α_i , $i = 1, 2, \dots, n$, where $\lambda_i \neq \lambda_j$ for all $i \neq j$. Then the CDF of the

Maximum Exponentiated Exponential distribution is given by

$$\begin{aligned}
F_N(t) &= F_{X_1}(t)F_{X_2}(t)\dots F_{X_n}(t) \\
&= (1 - e^{-\lambda_1 t})^{\alpha_1}(1 - e^{-\lambda_2 t})^{\alpha_2}\dots(1 - e^{-\lambda_n t})^{\alpha_n} \\
&= \prod_{j=1}^n (1 - e^{-\lambda_j t})^{\alpha_j}
\end{aligned}$$

□

Corollary 1. Let $X_i \sim EE(\lambda_i, g_i)$ where $g_i \in \mathbb{N}^*$, $\lambda_i > 0$, and $\lambda_i \neq \lambda_j$ for all $i \neq j, i = 1, 2, \dots, n$. Let $N = \max\{X_1, X_2, \dots, X_n\}$ denoted as $N \sim MEE(n, \vec{\lambda}, \vec{g})$, $\vec{\lambda} = (\lambda_1, \lambda_2, \dots, \lambda_n)$, $\vec{g} = (g_1, g_2, \dots, g_n)$. Then the CDF of N is

$$F_N(t) = \prod_{j=1}^n \left(\sum_{i=0}^{\infty} \binom{\alpha_j}{i} (-1)^{(\alpha_j-i)} e^{-\lambda_j(\alpha_j-i)t} \right)$$

where $\binom{\alpha_j}{i} = \frac{(\alpha_j)_i}{i!} = \frac{\alpha(\alpha-1)\dots(\alpha-j+1)}{i!}$ is the generalized binomial coefficient. The PDF of N is given by

$$f_N(t) = \left(\prod_{j=1}^n (1 - e^{-\lambda_j t})^{\alpha_j} \right) \left(\sum_{j=1}^n \frac{\lambda_j \alpha_j e^{-\lambda_j t}}{1 - e^{-\lambda_j t}} \right)$$

Next, we consider the same problem by find a simplified expression of PDF and CDF of the Maximum Exponentiated Exponential distribution but the exponents of the EE distribution is a positive integer.

Corollary 2. Let $X_i \sim EE(\lambda_i, g_i)$ where $g_i \in \mathbb{N}^*$, $\lambda_i > 0$, and $\lambda_i \neq \lambda_j$ for all $i \neq j, i = 1, 2, \dots, n$. Let $N = \max\{X_1, X_2, \dots, X_n\}$ denoted as $N \sim MEE(n, \vec{\lambda}, \vec{g})$, $\vec{\lambda} = (\lambda_1, \lambda_2, \dots, \lambda_n)$, $\vec{g} = (g_1, g_2, \dots, g_n)$. Then the CDF of N is

$$F_N(t) = \prod_{j=1}^n \left(\sum_{i=0}^{g_j} \binom{g_j}{i} (-1)^{(g_j-i)} e^{-\lambda_j(g_j-i)t} \right) \quad (7)$$

and the PDF is

$$f_N(t) = \left(\prod_{j=1}^n (1 - e^{-\lambda_j t})^{g_j} \right) \left(\sum_{j=1}^n \frac{\lambda_j g_j e^{-\lambda_j t}}{1 - e^{-\lambda_j t}} \right) \quad (8)$$

Proof. The steps of the proof are similar to the proof of Theorem 1 but we use instead of the generalized binomial expansion, the usual binomial expansion where

$$(1 - e^{-\lambda_j t})^{g_j} = \sum_{i=0}^{g_j} \binom{g_j}{i} (-1)^{(g_j-i)} e^{-\lambda_j (g_j-i)t}.$$

□

In the following we give the reliability and hazard function of the Maximum Exponentiated Exponential distribution in the case when the exponents of the EE distribution is positive real number and positive integer.

We have $R_N(t) = 1 - F_N(t)$, thus when the exponents of the EE distribution is positive real number, from Theorem 1 we get

$$R_N(t) = 1 - \prod_{j=1}^n \left(\sum_{i=0}^{\alpha_j} \binom{\alpha_j}{i} (-1)^{(\alpha_j-i)} e^{-\lambda_j (\alpha_j-i)t} \right)$$

Also when the exponents of the EE distribution is positive integer, from Corollary 2, we get

$$R_N(t) = 1 - \prod_{j=1}^n \left(\sum_{i=0}^{g_j} \binom{g_j}{i} (-1)^{(g_j-i)} e^{-\lambda_j (g_j-i)t} \right) \quad (9)$$

and we have $h_N(t) = \frac{f_N(t)}{R_N(t)}$, thus when the exponents of the EE distribution are positive real number, from Theorem 1 we get

$$h_N(t) = \frac{\left(\prod_{j=1}^n (1 - e^{-\lambda_j t})^{\alpha_j} \right) \left(\sum_{j=1}^n \frac{\lambda_j \alpha_j e^{-\lambda_j t}}{1 - e^{-\lambda_j t}} \right)}{1 - \prod_{j=1}^n \left(\sum_{i=0}^{\alpha_j} \binom{\alpha_j}{i} (-1)^{(\alpha_j-i)} e^{-\lambda_j (\alpha_j-i)t} \right)}$$

Also when the exponents of the EE distribution is positive integer, from Corollary 2, we get

$$h_N(t) = \frac{\left(\prod_{j=1}^n (1 - e^{-\lambda_j t})^{g_j}\right) \left(\sum_{j=1}^n \frac{\lambda_j g_j e^{-\lambda_j t}}{1 - e^{-\lambda_j t}}\right)}{1 - \prod_{j=1}^n \left(\sum_{i=0}^{g_j} \binom{g_j}{i} (-1)^{(g_j-i)} e^{-\lambda_j (g_j-i)t}\right)} \quad (10)$$

4 Exponentiated Hypoexponential Distribution

Let $S_n \sim \text{hypoexp}(\vec{\alpha})$ where $n \in \mathbb{N}^*$ and $\alpha_i > 0$, $i = 1, 2, \dots, n$ and let Y be the exponentiated distribution of S_n , with exponent k . We name Y as the Exponentiated Hypoexponential distribution or EHypoexponential with exponent k and denoted as $Y \sim \text{EHypoexp}(\vec{\alpha}, k)$, $\vec{\alpha} = (\alpha_1, \alpha_2, \dots, \alpha_n)$ and $k \in \mathbb{N}^*$. Thus Exponentiated Hypoexponential distribution has $n + 1$ parameters $(\alpha_1, \alpha_2, \dots, \alpha_n, k)$. We aim to examine this new distribution, and find simple and closed expressions of some statistical functions. We start by relating the CDF of the Exponentiated Hypoexponential distribution to CDF of the maximum Exponentiated Exponential distribution, that we discussed and determined in the previous sections. As mentioned previously this relation will facilitate our work in determining other expressions.

Theorem 2. *Let $S_n \sim \text{hypoexp}(\vec{\alpha})$ with coefficients A_i defined in Equation 3, and let $Y \sim \text{EHypoexp}(\vec{\alpha}, k)$, where $\vec{\alpha} = (\alpha_1, \alpha_2, \dots, \alpha_n)$ and $k \in \mathbb{N}^*$. Then the CDF of Y is*

$$F_Y(t) = \sum_{\vec{g}_i \in E_k} B_i F_{N_i}(t) \quad (11)$$

where $E_k = \{\vec{g}_i = (g_{1,i}, g_{2,i}, \dots, g_{n,i}) \mid 0 \leq g_{j,i} \leq k, \sum_{j=1}^n g_{j,i} = k\}$. and

$$B_i = \binom{k}{g_{1,i}, \dots, g_{n,i}} \prod_{j=1}^n A_j^{g_{j,i}}$$

and denoted by the coefficient of the Exponentiated Hypoexponential distribution, and $F_{N_i}(t)$ is the CDF of $N_i \sim MEE(\vec{\alpha}, \vec{g}_i, k)$.

Proof. Let $S_n \sim \text{hypoexp}(\vec{\alpha})$ and $\alpha_i > 0, i = 1, 2, \dots, n$. From Eq. 4, the CDF of S_n is given by $F_{S_n}(t) = \sum_{i=1}^n A_i F_{X_i}(t)$, where $X_i \sim \text{Exp}(\alpha_i)$ and $A_i = \prod_{j=1, j \neq i}^n \left(\frac{\alpha_j}{\alpha_j - \alpha_i} \right)$. By exponentiating the distribution S_n mentioned in Theorem 5, we get

$F_Y(t) = \left(\sum_{i=1}^n A_i F_{X_i}(t) \right)^k$. Using the multinomial expansion, we have:

$$\begin{aligned} F_Y(t) &= \sum_{\vec{g}_i \in E_k} \binom{k}{g_{1,i}, g_{2,i}, \dots, g_{n,i}} (A_1 F_{X_1}(t))^{g_{1,i}} (A_2 F_{X_2}(t))^{g_{2,i}} \dots (A_n F_{X_n}(t))^{g_{n,i}} \\ &= \sum_{\vec{g}_i \in E_k} \binom{k}{g_{1,i}, g_{2,i}, \dots, g_{n,i}} (A_1^{g_{1,i}} A_2^{g_{2,i}} \dots A_n^{g_{n,i}}) (F_{X_1}^{g_{1,i}}(t) F_{X_2}^{g_{2,i}}(t) \dots F_{X_n}^{g_{n,i}}(t)) \end{aligned}$$

where $E_k = \{ \vec{g}_i = (g_{1,i}, g_{2,i}, \dots, g_{n,i}) \mid 0 \leq g_{j,i} \leq k, \sum_{j=1}^n g_{j,i} = k \}$. But from Corollary 2, $F_{X_1}^{g_{1,i}} F_{X_2}^{g_{2,i}} \dots F_{X_n}^{g_{n,i}}$ is the CDF of N_i , where $N_i \sim MEE(\vec{\alpha}, \vec{g}_i)$. Then we can write the CDF of Y as

$$F_Y(t) = \sum_{\vec{g}_i \in E_k} B_i F_{N_i}(t)$$

where $B_i = \binom{k}{g_{1,i}, \dots, g_{n,i}} (A_1^{g_{1,i}} A_2^{g_{2,i}} \dots A_n^{g_{n,i}})$. □

In the following theorem, we determine a simplified expression of PDF of the Exponentiated Hypoexponential distribution of different parameters.

Theorem 3. *Let $Y \sim EHypo \exp(n, \vec{\alpha}, k)$, $\vec{\alpha} = (\alpha_1, \alpha_2, \dots, \alpha_n)$ for $1 \leq i \leq n$. Then the PDF of Y is*

$$f_Y(t) = \sum_{\vec{g}_i \in E_k} B_i f_{N_i}(t) \tag{12}$$

Proposition 1. *Let B_i be the coefficient of the Exponentiated Hypoexponential distribution, defined as $B_i = \binom{k}{g_{1,i}, g_{2,i}, \dots, g_{n,i}} (A_1^{g_{1,i}} A_2^{g_{2,i}} \dots A_n^{g_{n,i}})$, where*

$A_i = \prod_{j=1, j \neq i}^n \left(\frac{\alpha_j}{\alpha_j - \alpha_i} \right)$. Let $E_k = \left\{ \vec{g}_i = (g_{1,i}, g_{2,i}, \dots, g_{n,i}) \mid 0 \leq g_{j,i} \leq k, \sum_{j=1}^n g_{j,i} = k \right\}$, and let $N_i \sim MEE(\vec{\alpha}, \vec{g}_i)$. Then, $\sum_{\vec{g}_i \in E_k} B_i = 1$.

Proof. From Theorem 2, we have $F_Y(t) = \sum_{E_k} B_i F_{N_i}(t)$ and when we differentiate both sides we obtain knowing

$$f_Y(t) = F'_Y(t) = \frac{d \left(\sum_{\vec{g}_i \in E_k} B_i F_{N_i}(t) \right)}{dt} = \sum_{\vec{g}_i \in E_k} B_i \frac{dF_{N_i}(t)}{dt} = \sum_{\vec{g}_i \in E_k} B_i f_{N_i}(t).$$

□

Proposition 2. Let B_i be the coefficient of the Exponentiated Hypoexponential distribution. Then $\sum_{\vec{g}_i \in E_k} B_i = 1$, where

$$E_k = \left\{ \vec{g}_i = (g_{1,i}, g_{2,i}, \dots, g_{n,i}) \mid 0 \leq g_{j,i} \leq k, \sum_{j=1}^n g_{j,i} = k \right\}.$$

Proof. Let $F_Y(t)$ and $F_{N_i}(t)$ be the CDFs of $EHypoexp(n, \vec{\alpha}, k)$ and $MEE(\vec{\alpha}, \vec{g}_i, k)$, respectively. The CDF for any random variable X , $P(X < t) = 1$ as $t \rightarrow +\infty$. Thus, $\lim_{t \rightarrow +\infty} F_Y(t) = 1$ and $\lim_{t \rightarrow +\infty} F_{N_i}(t) = 1$. But from Eq. (11), we have:

$$\begin{aligned} F_Y(t) &= \sum_{\vec{g}_i \in E_k} B_i F_{N_i}(t) \\ \lim_{t \rightarrow +\infty} F_Y(t) &= \lim_{t \rightarrow +\infty} \sum_{\vec{g}_i \in E_k} B_i F_{N_i}(t) \\ &= \sum_{\vec{g}_i \in E_k} B_i \lim_{t \rightarrow +\infty} F_{N_i}(t). \end{aligned}$$

Hence, $\sum_{\vec{g}_i \in E_k} B_i = 1$. □

Theorem 4. Let $S_n \sim Hypoexp(\vec{\alpha})$ where $n \in \mathbb{N}^*$ and $\alpha_i > 0$, $i = 1, 2, \dots, n$ and let Y be the Exponentiated Hypoexponential distribution with exponent parameter $k \in \mathbb{N}^*$ denoted as $Y \sim EHypoexp(n, \vec{\alpha}, k)$, $\vec{\alpha} = (\alpha_1, \alpha_2, \dots, \alpha_n)$. Then the reliability function of Y is

$$R_Y(t) = \sum_{\vec{g}_i \in E_k} B_i R_{N_i}(t) \quad (13)$$

and hazard function of Y is

$$h_Y(t) = \frac{\sum_{\vec{g}_i \in E_k} B_i f_{N_i}(t)}{\sum_{\vec{g}_i \in E_k} B_i R_{N_i}(t)} \quad (14)$$

Proof. We have $R_Y(t) = 1 - F_Y(t)$, then and by Theorem 2, we get

$R_Y(t) = 1 - \sum_{\vec{g}_i \in E_k} B_i F_{N_i}(t)$. Now, since $F_{N_i}(t) = 1 - R_{N_i}(t)$ and $\sum_{\vec{g}_i \in E_k} B_i = 1$ from Proposition 2, we obtain that $R_Y(t) = \sum_{\vec{g}_i \in E_k} B_i R_{N_i}(t)$.

On the other hand, the hazard function of Y is given as $h_Y(t) = \frac{f_Y(t)}{R_Y(t)}$. Also from

Theorem 12 we have the expression of $f_Y(t)$ and substituting the expression of $R_Y(t)$ in Eq. (13) we obtain our result. \square

4.1 Applications

Example 4.1. Suppose that X_1, X_2 and X_3 are the task times of $n = 3$ Markov chain that are Exponentially distributed as $X_j \sim \text{Exp}(\alpha_j)$, $j = 1, 2, 3$ with $\alpha_1 = 5$, $\alpha_2 = 4$, $\alpha_3 = 3$. $S_3 = X_1 + X_2 + X_3$ is the proposed total task time of this system which is a Hypoexponential distribution. Now, let Y be the Exponentiated Hypoexponential distribution with exponent parameter $k = 3$. From Theorem 12

$$f_Y(t) = \sum_{\vec{g}_i \in E_k} B_i f_{N_i}(t).$$

First $E_3 = \{\vec{g}_i = (g_{1,i}, g_{2,i}, g_{3,i}) / 0 \leq g_{j,i} \leq 3, \sum_{j=1}^3 g_{j,i} = 3\} = \{\vec{g}_1 = (3, 0, 0),$

$\vec{g}_2 = (0, 3, 0), \vec{g}_3 = (0, 0, 3), \vec{g}_4 = (2, 1, 0), \vec{g}_5 = (2, 0, 1), \vec{g}_6 = (1, 2, 0), \vec{g}_7 = (0, 2, 1),$

$\vec{g}_8 = (1, 0, 2), \vec{g}_9 = (0, 1, 2), \vec{g}_{10} = (1, 1, 1)\}$.

Having $A_i = \prod_{j=1, j \neq i}^n \left(\frac{\alpha_j}{\alpha_j - \alpha_i} \right)$, then $A_1 = 6$, $A_2 = -15$, $A_3 = 10$,

and $B_i = \binom{3}{g_{1,i}, g_{2,i}, g_{3,i}} (A_1^{g_{1,i}} A_2^{g_{2,i}} A_3^{g_{3,i}})$,

and the PDF of $N_i \sim MEE(\vec{\alpha}, \vec{g}_i)$ derived from 1 is

$$f_{N_i}(t) = \prod_{j=1}^3 (1 - e^{-\alpha_j t})^{g_{i,j}} \times \sum_{j=1}^3 \frac{g_{i,j} \alpha_j e^{-\alpha_j t}}{1 - e^{-g \alpha_j t}},$$

and then the PDF of Y will have the form

$$\begin{aligned} f_Y(t) &= \sum_{\vec{g}_i \in E_k} \binom{3}{g_{1,i}, g_{2,i}, g_{3,i}} (6)^{g_{1,i}} (-15)^{g_{2,i}} (10)^{g_{3,i}} \\ &\times \prod_{j=1}^3 (1 - e^{-\alpha_j t})^{g_{i,j}} \sum_{j=1}^3 \frac{g_{i,j} \alpha_j e^{-\alpha_j t}}{1 - e^{-g \alpha_j t}} \\ &= 90 e^{-15t} (-1 + e^t)^8 (6 + 3e^t + e^{2t})^2. \end{aligned}$$

Its figure is shown in Fig. 1.

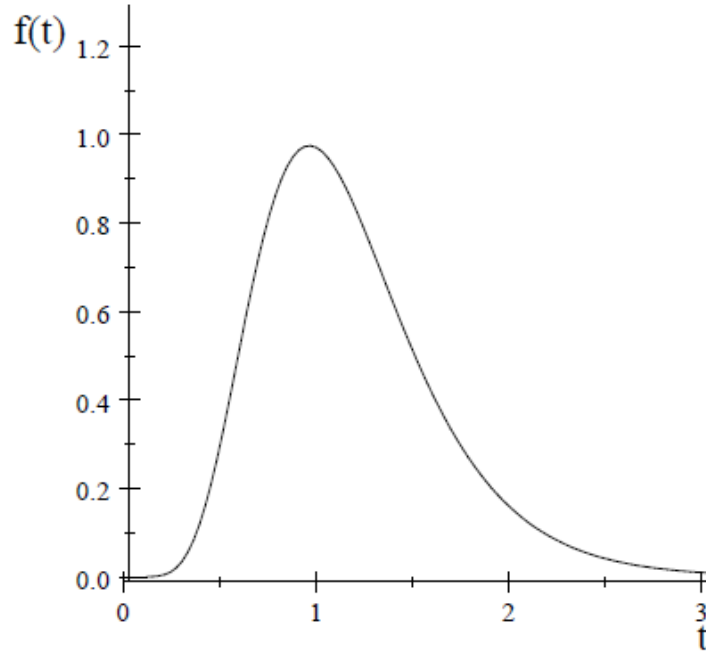


Figure 1: The PDF of the EHyp.

Next, we use Theorem 11 to find the CDF of Y as

$$\begin{aligned}
F_Y(t) &= \sum_{\vec{g}_i \in E_k} B_i F_{N_i}(t) \\
&= \sum_{\vec{g}_i \in E_k} \binom{3}{g_{1,i}, g_{2,i}, g_{3,i}} (6)^{g_{1,i}} (-15)^{g_{2,i}} (10)^{g_{3,i}} \times \prod_{j=1}^3 (1 - e^{-\lambda_j t})^{\alpha_j} \\
&= e^{-15t} (-1 + e^t)^9 (6 + 3e^t + e^{2t})^3
\end{aligned}$$

Note that, if we integrate $f_Y(t)$, we get the same result. The figure of $F_Y(t)$ is represented in Fig 2.

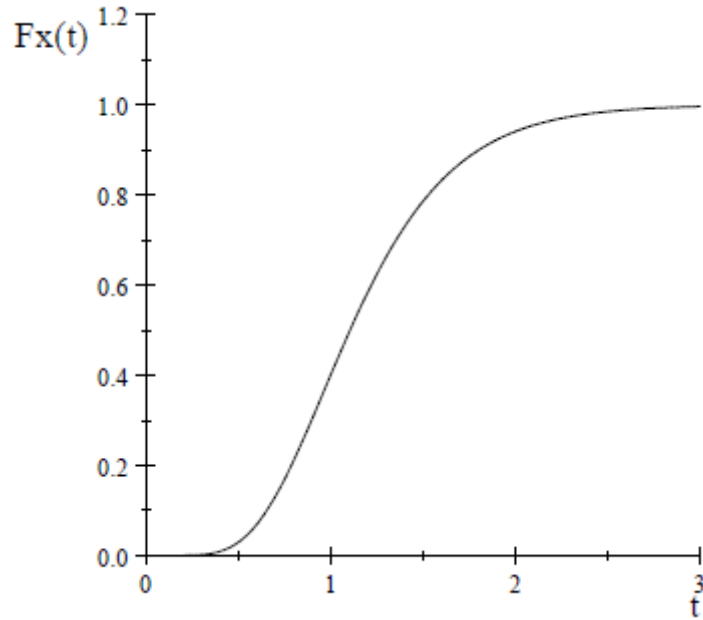


Figure 2: The CDF of the EHyp.

Now, from Theorem 13, we can find reliability function for Y as

$$R_Y(t) = \sum_{\vec{g}_i \in E_k} B_i R_{N_i}(t).$$

However, the expression of reliability function for Maximum Exponentiated Exponential

Distribution is given in Eq. (9) as $R_N(t) = 1 - \prod_{j=1}^n \sum_{i=0}^{g_j} \binom{g_j}{i} (-1)^i e^{-\lambda_i(n-g_j)t_j}$.

$$\begin{aligned} R_Y(t) &= \sum_{\vec{g}_i \in E_k} B_i R_{N_i}(t) \\ &= 1 - e^{(-15t)} (-1 + e^t)^9 (6 + 3e^t + e^{2t})^3 \end{aligned}$$

The figure of $R_Y(t)$ is represented in Fig. 3.

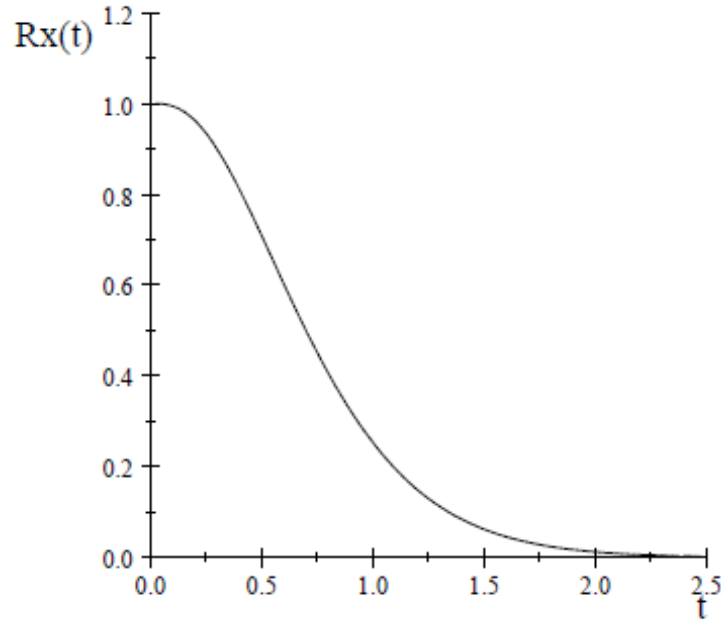


Figure 3: The Reliability of the EHyp.

To understand the concept of $R_Y(2) = 0.0588886$, which means that the probability that the system is still functioning (survive) after 2 years is 0.0588886 which is a low probability. Thus, we can consider that this system will stop after 2 years or more.

Next, to find the hazard function of Y , use Theorem 14. The hazard's expression is

$$\begin{aligned}
 h_Y(t) &= \frac{f_Y(t)}{R_Y(t)} \\
 &= \frac{\sum_{\vec{g}_i \in E_k} B_i f_{N_i}(t)}{\sum_{\vec{g}_i \in E_k} B_i R_{N_i}(t)} \\
 &= \frac{3(1 - 6e^{(-5t)} + 15e^{(-4t)} - 10e^{(-3t)})^2(30e^{(-5t)} - 60e^{(-4t)} + 30e^{(-3t)})}{1 - e^{(-15t)}(-1 + e^t)^9(6 + 3e^t + e^{(2t)})^3}
 \end{aligned}$$

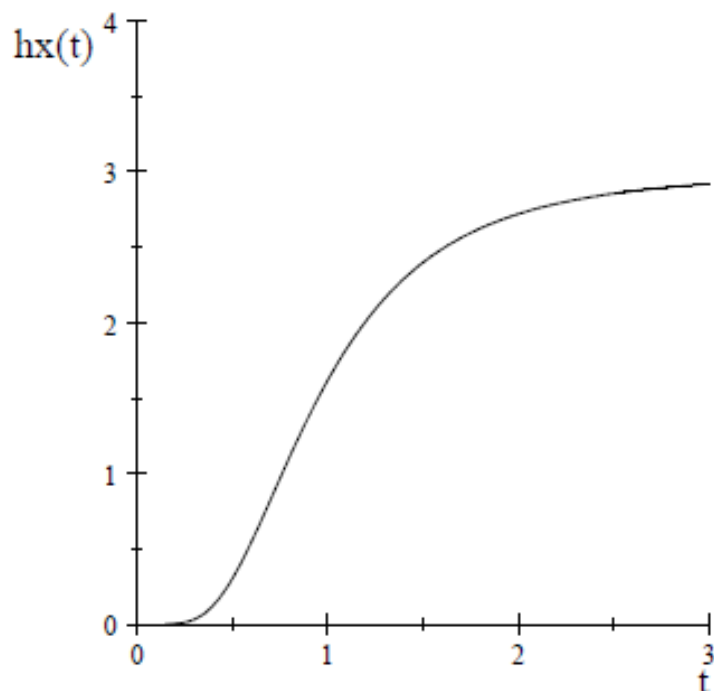


Figure 4: The Hazard of the EHyp.

In Figs. 3 and 4, we show the curves of reliability and hazard functions of Y . Note that, Fig. 4 shows that the hazard function of Y is not constant unlike the hazard of the Exponential distribution. The hazard function of Y is a monotonic increasing function of t , then the system is described to be "wear" out with time, see, [12]. In other words, the system is damaged as a result of normal wearing out or aging with time. Fig. 4 for $h_Y(t)$ reveals that the system takes approximately 10 years to wear out.

5 Maximum Likelihood Estimation Of Parameters In Exponentiated Hypoexponential Distribution

Let X_1, X_2, \dots, X_N be a random sample from the $EHypo(\vec{\alpha}, k)$ distribution with unknown parameters $\alpha_1, \alpha_2, \dots, \alpha_n, k$. We consider the maximum likelihood estimation providing the maximum likelihood estimators (MLEs) $\hat{\alpha}_1, \hat{\alpha}_2, \dots, \hat{\alpha}_n, \hat{k}$ for the parameters $\alpha_1, \alpha_2, \dots, \alpha_n, k$.

Let us recall that the MLEs have some statistical desirable properties (under regularity conditions) as the sufficiency, invariance, consistency, efficiency and asymptotic normality. Using the observed information matrix, asymptotic confidence interval for $\hat{\alpha}_1, \hat{\alpha}_2, \dots, \hat{\alpha}_n$, and \hat{k} can be constructed.

Let $Y \sim EHypo(\vec{\alpha}, k)$, $\alpha_i > 0$, $i = 1, 2, \dots, n$, and N is a size of a random sample. Then the maximum likelihood estimators of $\alpha_1, \alpha_2, \dots, \alpha_n$, and k is denoted respectively by $\hat{\alpha}_1, \hat{\alpha}_2, \dots, \hat{\alpha}_n$ and \hat{k} and has the form:

$$\hat{k} = \frac{-N}{\sum_{j=1}^N \log \left(\sum_{i=1}^n A_i F_{X_i}(x_j) \right)}$$

and $\hat{\alpha}_p$ verify the following implicit equation:

$$\begin{aligned} & \sum_{j=1}^N \frac{\sum_{i=1}^n \left(\left(\sum_{v=1, v \neq q}^n \frac{1}{\alpha_v - \alpha_q} \right) A_q f_X(x_i) + A_i ((1 - \alpha_q x_j) e^{-\alpha_q x_j}) \right)}{\sum_{i=1}^n A_i f_X(x_i)} \\ & + (k - 1) \sum_{j=1}^N \frac{\sum_{i=1}^n \left(\left(\sum_{v=1, v \neq q}^n \frac{1}{\alpha_v - \alpha_q} \right) A_q F_X(x_i) + A_i (x_j e^{-\alpha_p x_j}) \right)}{\sum_{i=1}^n A_i F_X(x_i)} \equiv 0 \end{aligned}$$

In finding the estimators, the first thing we will do is write the probability density

function as a function of k .

$$\begin{aligned}
f_Y(x_i, \alpha_i, k) &= k \left(\sum_{i=1}^n A_i f_{X_i}(x_i) \right) \left(\sum_{i=1}^n A_i F_{X_i}(x_i) \right)^{k-1} \\
&= k \left(\sum_{i=1}^n \left(\prod_{j=1, j \neq i}^n \left(\frac{\alpha_j}{\alpha_j - \alpha_i} \right) \right) (\alpha_i e^{-\alpha_i x_i}) \right) \\
&\quad \times \left(\sum_{i=1}^n \left(\prod_{j=1, j \neq i}^n \left(\frac{\alpha_j}{\alpha_j - \alpha_i} \right) \right) (1 - e^{-\alpha_i x_i}) \right)^{k-1}
\end{aligned}$$

for $k > 0$. Now, that makes the likelihood function:

$$\begin{aligned}
L(k, \vec{\alpha}) &= \prod_{j=1}^N k \left(\sum_{i=1}^n A_i f_{X_i}(x_j) \right) \left(\sum_{i=1}^n A_i F_{X_i}(x_j) \right)^{k-1} \\
&= k^N \left(\prod_{j=1}^N \sum_{i=1}^n A_i f_{X_i}(x_j) \right) \left(\prod_{j=1}^N \sum_{i=1}^n A_i F_{X_i}(x_j) \right)^{k-1} \\
&= k^N \left(\prod_{j=1}^N \sum_{i=1}^n \left(\prod_{j=1, j \neq i}^n \left(\frac{\alpha_j}{\alpha_j - \alpha_i} \right) \right) (\alpha_i e^{-\alpha_i x_i}) \right) \\
&\quad \times \left(\prod_{j=1}^N \left(\prod_{j=1, j \neq i}^n \left(\frac{\alpha_j}{\alpha_j - \alpha_i} \right) \right) (1 - e^{-\alpha_i x_i}) \right)^{k-1}
\end{aligned}$$

Where $i = 1, 2, \dots, n$ and $j = 1, 2, \dots, N$. and therefore the log of the likelihood function:

$$\begin{aligned}
\log(L(k, \vec{\alpha})) &= \log \left(k^N \left(\prod_{j=1}^N \sum_{i=1}^n A_i f_{X_i}(x_j) \right) \left(\prod_{j=1}^N \sum_{i=1}^n A_i F_{X_i}(x_j) \right)^{k-1} \right) \\
&= N \log(k) + \log \left(\prod_{j=1}^N \sum_{i=1}^n A_i f_{X_i}(x_j) \right) \\
&\quad + \log \left(\left(\prod_{j=1}^N \sum_{i=1}^n A_i F_{X_i}(x_j) \right)^{k-1} \right) \\
&= N \log(k) + \sum_{j=1}^N \log \left(\sum_{i=1}^n \left(\prod_{j=1, j \neq i}^n \left(\frac{\alpha_j}{\alpha_j - \alpha_i} \right) \right) (\alpha_i e^{-\alpha_i x_i}) \right) \\
&\quad + (k-1) \left(\sum_{j=1}^N \log \left(\left(\prod_{j=1, j \neq i}^n \left(\frac{\alpha_j}{\alpha_j - \alpha_i} \right) \right) (1 - e^{-\alpha_i x_i}) \right) \right)
\end{aligned}$$

Now, upon taking the partial derivative of $\log(L(k, \alpha_i))$ with respect to the parameters k

and then setting it to 0.

$$\begin{aligned} \frac{d}{dk} \log(L(k, \alpha_i)) &= 0 \\ \frac{d}{dk} \left(n \log(k) + \sum_{j=1}^n \log \left(\sum_{i=1}^n A_i f_{X_i}(x_j) \right) + (k-1) \left(\sum_{j=1}^n \log \left(\sum_{i=1}^n A_i F_{X_i}(x_j) \right) \right) \right) &\equiv 0 \\ \frac{d}{dk} (N \log(k)) + \frac{d}{dk} \left(\sum_{j=1}^N \log \left(\sum_{i=1}^n A_i f_{X_i}(x_j) \right) \right) & \\ + \frac{d}{dk} \left((k-1) \left(\sum_{j=1}^N \log \left(\sum_{i=1}^n A_i F_{X_i}(x_j) \right) \right) \right) &\equiv 0 \\ \frac{N}{k} + \sum_{j=1}^N \log \left(\sum_{i=1}^n A_i F_{X_i}(x_j) \right) &\equiv 0 \end{aligned}$$

Now, multiplying through by k , and distributing the summation, we get

$$N + k \left(\sum_{j=1}^N \log \left(\sum_{i=1}^n A_i F_{X_i}(x_j) \right) \right) \equiv 0$$

Now, solving for k , and putting its estimate, we have shown that the MLE of k is

$$\hat{k} = \frac{-N}{\sum_{j=1}^N \log \left(\sum_{i=1}^n A_i F_{X_i}(x_j) \right)}$$

Again, by taking the partial derivative of the log likelihood with respect to α_q , and setting it 0, leaving us with:

$$\begin{aligned} \frac{\partial}{\partial \alpha_q} \log(L(k, \alpha_i)) &= 0 \\ \frac{\partial}{\partial \alpha_q} \left(N \log(k) + \sum_{j=1}^N \log \left(\sum_{i=1}^n \left(\prod_{j=1, j \neq i}^n \frac{\alpha_j}{\alpha_j - \alpha_i} \right) (\alpha_i e^{-\alpha_i x_j}) \right) \right. & \\ \left. + (k-1) \left(\sum_{j=1}^N \log \left(\prod_{j=1}^N \left(\prod_{j=1, j \neq i}^n \frac{\alpha_j}{\alpha_j - \alpha_i} \right) (1 - e^{-\alpha_i x_j}) \right) \right) \right) &\equiv 0 \end{aligned}$$

$$\begin{aligned}
& \frac{\partial}{\partial \alpha_p} (N \log(k)) + \frac{\partial}{\partial \alpha_p} \left(\sum_{j=1}^N \log \left(\sum_{i=1}^n \left(\prod_{j=1, j \neq i}^n \frac{\alpha_j}{\alpha_j - \alpha_i} \right) (\alpha_i e^{-\alpha_i x_j}) \right) \right) \\
& + \frac{\partial}{\partial \alpha_p} \left((k-1) \left(\sum_{j=1}^N \log \left(\sum_{i=1}^n \left(\prod_{j=1, j \neq i}^n \left(\frac{\alpha_j}{\alpha_j - \alpha_i} \right) (1 - e^{-\alpha_i x_j}) \right) \right) \right) \right) \equiv 0 \\
& \sum_{j=1}^N \frac{\sum_{i=1}^n \left(\prod_{j=1, j \neq q}^n \frac{\alpha_j}{\alpha_j - \alpha_q} \right) \left(\sum_{v=1, v \neq q}^n \frac{1}{\alpha_v - \alpha_q} \right) (\alpha_i e^{-\alpha_i x_j}) + \left(\prod_{j=1, j \neq q}^n \frac{\alpha_j}{\alpha_j - \alpha_q} \right) ((1 - \alpha_q x_j) e^{-\alpha_q x_j})}{\sum_{i=1}^n \left(\prod_{j=1, j \neq i}^n \frac{\alpha_j}{\alpha_j - \alpha_i} \right) (\alpha_i e^{-\alpha_i x_i})} + (k-1) \\
& \times \sum_{j=1}^N \frac{\sum_{i=1}^n \left(\left(\prod_{j=1, j \neq q}^n \frac{\alpha_j}{\alpha_j - \alpha_q} \right) \left(\sum_{v=1, v \neq q}^n \frac{1}{\alpha_v - \alpha_q} \right) (1 - e^{-\alpha_i x_j}) + \left(\prod_{j=1, j \neq q}^n \frac{\alpha_j}{\alpha_j - \alpha_q} \right) (x_j e^{-\alpha_p x_j}) \right)}{\sum_{i=1}^n \left(\prod_{j=1, j \neq i}^n \left(\frac{\alpha_j}{\alpha_j - \alpha_i} \right) (1 - e^{-\alpha_i x_j}) \right)} \equiv 0 \\
& \sum_{j=1}^N \frac{\sum_{i=1}^n \left(\left(\sum_{v=1, v \neq q}^n \frac{1}{\alpha_v - \alpha_q} \right) A_q f_X(x_i) + A_i ((1 - \alpha_q x_j) e^{-\alpha_q x_j}) \right)}{\sum_{i=1}^n A_i f_X(x_i)} \\
& + (k-1) \sum_{j=1}^N \frac{\sum_{i=1}^n \left(\left(\sum_{v=1, v \neq q}^n \frac{1}{\alpha_v - \alpha_q} \right) A_q F_X(x_i) + A_i (x_j e^{-\alpha_p x_j}) \right)}{\sum_{i=1}^n A_i F_X(x_i)} \equiv 0
\end{aligned}$$

Some numerical iterative methods, such as Newton-Raphson method can be used since this equation is not solvable analytically. The solution can be approximate numerically by using software such as MAPLE, R, and MATHEMATICA. Here we worked with MATHEMATICA, see, Wolfram (1999).

5.1 ILLUSTRATIVE REAL DATA EXAMPLES

In this subsection, we analyze real data sets to show that the $EHypo \exp(\vec{\alpha}, k)$ distribution can be a better model than other existing distributions.

Let $Y \sim EHypo \exp(\vec{\alpha}, k)$, where $\vec{\alpha} = (\alpha_1, \alpha_2)$ is the EHypoexponential with exponent parameter k . The data set contains $n = 128$ measures on the remission times in months of bladder cancer patients. It is extracted from Lee and Wang [13]:

0.08, 2.09, 3.48, 4.87, 6.94, 8.66, 13.11, 23.63, 0.20, 2.23, 3.52, 4.98, 6.97, 9.02, 13.29,
0.40, 2.26, 3.57, 5.06, 7.09, 9.22, 13.80, 25.74, 0.50, 2.46, 3.64, 5.09, 7.26, 9.47, 14.24,
25.82, 0.51, 2.54, 0.08, 2.09, 3.48, 4.87, 6.94, 8.66, 13.11, 23.63, 0.20, 2.23, 3.52, 4.98,
6.97, 9.02, 13.29, 0.40, 2.26, 3.57, 5.06, 7.09, 9.22, 13.80, 25.74, 0.50, 2.46, 3.64, 5.09,
7.26, 9.47, 14.24, 25.82, 0.51, 2.54, 3.70, 5.17, 7.28, 9.74, 14.76, 26.31, 0.81, 2.62, 3.82,
5.32, 7.32, 10.06, 14.77, 32.15, 2.64, 3.88, 5.32, 7.39, 10.34, 14.83, 34.26, 0.90, 2.69,
4.18, 5.34, 7.59, 10.66, 15.96, 36.66, 1.05, 2.69, 4.23, 5.41, 7.62, 10.75, 16.62, 43.01,
1.19, 2.75, 4.26, 5.41, 7.63, 17.12, 46.12, 1.26, 2.83, 4.33, 7.66, 11.25, 17.14, 79.05,
1.35, 2.87, 5.62, 7.87, 11.64, 17.36, 1.40, 3.02, 4.34, 5.71, 7.93, 11.79, 18.10, 1.46, 4.40,
5.85, 8.26, 11.98, 19.13, 1.76, 3.25, 4.50, 6.25, 8.37, 12.02, 2.02, 3.31, 4.51, 6.54, 8.53,
12.03, 20.28, 2.02, 3.36, 6.76, 12.07, 21.73, 2.07, 3.36, 6.93, 8.65, 12.63, 22.69, 5.49.

The probability density function of Y is:

$$f_Y(x_i, \alpha_i, k) = k \left(\sum_{i=1}^n \left(\prod_{j=1, j \neq i}^n \left(\frac{\alpha_j}{\alpha_j - \alpha_i} \right) \right) (\alpha_i e^{-\alpha_i x_i}) \right) \\ \times \left(\sum_{i=1}^n \left(\prod_{j=1, j \neq i}^n \left(\frac{\alpha_j}{\alpha_j - \alpha_i} \right) \right) (1 - e^{-\alpha_i x_i}) \right)^{k-1}$$

for $-\infty < x < \infty$, with parameters k and α_i . Thus, the likelihood function is:

$$L(x_i, \alpha_i, k) = \prod_{j=1}^N k \left(\frac{e^{-x_j \alpha_2} \alpha_1 \alpha_2}{\alpha_1 - \alpha_2} - \frac{e^{-x_j \alpha_1} \alpha_1 \alpha_2}{\alpha_2 - \alpha_1} \right) \\ \times \left(1 - \frac{e^{-x_j \alpha_2} \alpha_1}{\alpha_1 - \alpha_2} - \frac{e^{-x_j \alpha_1} \alpha_2}{\alpha_2 - \alpha_1} \right)^{k-1} \\ = k^N \left(\prod_{j=1}^N \left(\frac{e^{-x_j \alpha_2} \alpha_1 \alpha_2}{\alpha_1 - \alpha_2} - \frac{e^{-x_j \alpha_1} \alpha_1 \alpha_2}{\alpha_2 - \alpha_1} \right) \right) \\ \times \left(\prod_{j=1}^N \left(1 - \frac{e^{-x_j \alpha_2} \alpha_1}{\alpha_1 - \alpha_2} - \frac{e^{-x_j \alpha_1} \alpha_2}{\alpha_2 - \alpha_1} \right)^{k-1} \right)$$

Where $i = 1, 2, \dots, n$ and $j = 1, 2, \dots, N$.

It can be shown, upon maximizing the likelihood function with respect to k, α_1 and α_2 ,

that the maximum likelihood estimator of k is:

$$\widehat{k} = \frac{-N}{\sum_{j=1}^N \log \left(\sum_{i=1}^n A_i F_{X_i}(x_j) \right)}$$

and α_1 and α_2 verify the following implicit Eq.

$$\begin{aligned} & \sum_{j=1}^N \frac{\sum_{i=1}^n \left(\left(\sum_{v=1, v \neq q}^n \frac{1}{\alpha_v - \alpha_q} \right) A_q f_{X_i}(x_i) + A_i \left((1 - \alpha_q x_j) e^{-\alpha_q x_j} \right) \right)}{\sum_{i=1}^n A_i f_{X_i}(x_i)} \\ & + (k - 1) \sum_{j=1}^N \frac{\sum_{i=1}^n \left(\left(\sum_{v=1, v \neq q}^n \frac{1}{\alpha_v - \alpha_q} \right) A_q F_{X_i}(x_i) + A_i \left(x_j e^{-\alpha_q x_j} \right) \right)}{\sum_{i=1}^n A_i F_{X_i}(x_i)} \equiv 0 \end{aligned}$$

Based on the given sample, and using MATHEMATICA the maximum likelihood estimate of k , α_1 and α_2 are:

$$\widehat{k} = 0.51541$$

$$\widehat{\alpha}_1 = 0.105418$$

$$\widehat{\alpha}_2 = 0.718769$$

For the data set, we compare the fitted distributions using the criteria: $-2\log(L)$, Akaike information criterion (AIC), Akaike information criterion corrected (AICC), Bayesian information criterion (BIC), Anderson-Darling (A^*), and Cramer-von Mises (W^*). Let us be accurate that $\log(L)$ is the log-likelihood taken with the estimated values, $AIC = -2\log(L) + 2c$, $AICC = AIC + \frac{2c(c+1)}{v-c-1}$, and $BIC = -2\log(L) + c\log(v)$, where c denotes the number of estimated parameters and v denotes the sample size. The best-fitted distribution corresponds to lower $-2\log(L)$, AIC, AICC, BIC, A^* , and W^* . We see in Tables 1 and 2 that the $EHyp \exp(\{a_1, a_2\}, k)$ distribution has the smallest $-2\log(L)$, AIC, AICC, BIC, A^* , and W^* for the two data sets (except for the data set where the

Hypexp distribution has the smallest BIC), indicating that it is a serious competitor to the other considered distributions. Also, graphically, the behaviors of our model, Figure 2, show the fitted densities superimposed on the histogram of the given data sets.

Model	Estimate of parameters	$-2\log(L)$	AIC	$AICC$	BIC
Hyp_{exp}	$\hat{\alpha}_1 = 0.114536$ $\hat{\alpha}_2 = 1.57547$	826.09	1082.09	822.058	914.813
$EHyp_{exp}$	$\hat{\alpha}_1 = 0.105418$ $\hat{\alpha}_2 = 0.718769$ $\hat{k} = 0.51541$	823.33	1079.33	817.234	963.952

Model	A^*	W^*
Hyp	0.541467	0.0889889
$EHyp$	0.455972	0.0767364

Table 1: Results for Model Parameters

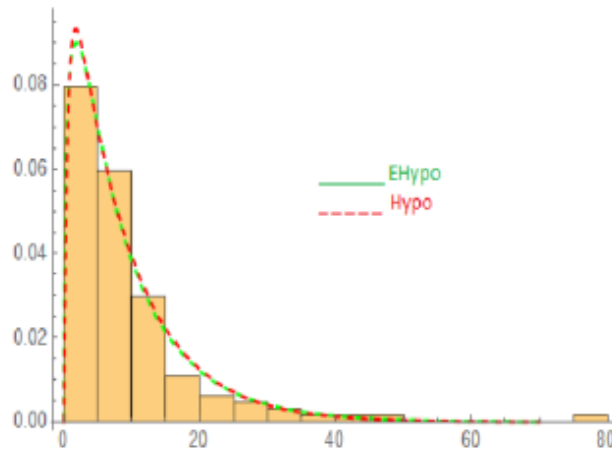


Figure 5: The Fitted Densities Superimposed on the Histogram of Data Sets.

6 Conclusion And Open Problems

CHARACTERIZATION & ESTIMATION

In this article we investigated the problem of characterizing the PDF, some statistical

functions and maximum likelihood estimation of parameters of the EHypoexponential random variables that have applications in many scientific areas.

We derived expressions for PDF, CDF, and some statistical parameters of Maximum Exponentiated Exponential random variable with different parameters that are later used to obtain our results. Moreover, we determined closed expressions for PDF, CDF, some statistical parameters and examined the Maximum Likelihood Estimation of parameters of EHypoexponential Distribution.

References

- [1] Abdelkader, Y. H. (2003). Erlang distributed activity times in stochastic activity networks. *Kybernetika*, 39(3), 347-358.
- [2] Al-Hussaini, E. K., & Ghitany, M. E. (2005). On certain countable mixtures of absolutely continuous distributions. *Metron-International Journal of Statistics*, 63(1), 39-53.
- [3] Al-Hussaini, E. K., & Gharib, M. (2009). A new family of distributions as a countable mixture with Poisson added parameters. *Journal of Statistical Theory and Applications*, 8, 169-190.
- [4] Bolch, G., Greiner, S., de Meer, H., & Trivedi, K. S. (2006). *Queueing networks and Markov chains: modeling and performance evaluation with computer science applications*. 2nd Edition John Wiley & Sons. doi: 10.1002/0471791571.
- [5] Fang, Y., Chlamtac, I., & Lin, Y. B. (1997). Modeling PCS networks under general call holding time and cell residence time distributions. *Networking, IEEE/ACM Transactions on*, 5(6), 893-906. doi: 10.1109/90.650148.

- [6] Gupta, R. C., Gupta, P. L., & Gupta, R. D. (1998). Modeling failure time data by Lehman alternatives. *Communications in Statistics-Theory and methods*, 27(4), 887-904.
- [7] Gupta, R. D., & Kundu, D. (2001). Exponentiated exponential family: an alternative to gamma and Weibull distributions. *Biometrical Journal: Journal of Mathematical Methods in Biosciences*, 43(1), 117-130.
- [8] Gupta, R. D., & Kundu, D. (2001). Generalized Exponential distribution: different method of estimations. *Journal of Statistical Computation and Simulation*, 69(4), 315-337.
- [9] Gupta, R. D., & Kundu, D. (2002). Generalized Exponential distribution: statistical interences. *Journal of Statistical Theory and Applications*, 1, 101-118.
- [10] Hassan, A. S. (2005). Goodness-of-fit for the generalized Exponential distribution. *Interstat electronic Journal*. Retrieved from <http://interstat.statjournals.net/YEAR/2005/abstracts/0507001.php>.
- [11] Kadri, T., Smaili, K. and Kadry, S.(2015). Markov modeling for reliability analysis using Hypoexponential distribution. In *Numerical Methods for Reliability and Safety Assessment*, 599-620. Springer, Cham.
- [12] Kadri, T. (2014). *Characterizing The Probability Density Function And Cumulative Distribution Function Of The Sum And Quotient Random Variables*, PhD Thesis Dissertation.
- [13] Lee, Elisa T., and John Wang. *Statistical methods for survival data analysis*. Vol. 476. John Wiley & Sons, 2003.

- [14] Marshall, A.W., Olkin, I.: A new method for adding a parameter to a family of distributions with applications to the Exponential and Weibull families. *Biometrika* 84(3), 641 -652 (1997)
- [15] Nadarajah, S., & Kotz, S. (2003). The Exponentiated Frèchet distribution. *Interstat Electronic Journal*, 14, 01-07.
- [16] Pal, M., Ali, M. M., & Woo, J. (2006). Exponentiated Weibull distribution. *Statistica*, 66(2), 139-147.
- [17] Pechinkin, A.V., D'Apice, C., Bocharov, P.P. and Salerno, S. (2003). *Queueing Theory*.
- [18] Smaili, K., Kadri, T. and Kadry, S. (2014). A modified-form expressions for the Hypoexponential distribution. *British Journal of Mathematics & Computer Science*, 4(3), 322-332.
- [19] Smaili, K., Kadri, T. and Kadry, S. (2013). Hypoexponential distribution with different parameters. *Applied mathematics*, 4(04), 624-631.
- [20] Trivedi, K.S. (2008). *Probability and statistics with reliability, queuing and computer science applications*. John Wiley and Sons.