

Successful growth and room temperature ambient-pressure magnetic levitation of LK-99

Hao Wu^{1,2,†}, Li Yang^{1,2,†}, Bichen Xiao^{1,2}, Haixin Chang^{1,2*}

¹State Key Laboratory of Material Processing and Die & Mold Technology, School of Materials Science and Engineering, Huazhong University of Science and Technology (HUST), Wuhan 430074, China.

²Wuhan National High Magnetic Field Center and Institute for Quantum Science and Engineering, Huazhong University of Science and Technology (HUST), Wuhan 430074, China.

†These authors contributed equally to this work.

*Corresponding author. E-mail: hxchang@hust.edu.cn

Abstract

Recently, Sukbae Lee et al. reported inspiring experimental findings on the atmospheric superconductivity of a modified lead apatite crystal (LK-99) at room temperature (10.6111/JKCGCT.2023.33.2.061, arXiv: 2307.12008, arXiv: 2307.12037). They claimed that the synthesized LK-99 materials exhibit the Meissner levitation phenomenon of superconductors and have a superconducting transition temperature (T_c) higher than 400 K. Here, for the first time, we successfully verify and synthesize the LK-99 crystals which can be magnetically levitated with larger levitated angle than Sukbae Lee's sample at room temperature. It is expected to realize the true potential of room temperature, non-contact superconducting magnetic levitation in near future.

Introduction

With the advancement of science and technology, new superconducting materials are constantly being discovered. From conventional superconductors,^[1] to iron-based superconductors (IBSCs),^[2,3] and then to copper oxide superconductors (cuprates),^[4,5] the discovery of new materials has broadened the categories of superconducting

materials and continuously increases the superconducting transition temperature. Among them, the conventional superconductors mainly refer to high-purity niobium (Nb), high-purity vanadium (V), and niobium-titanium (Nb-Ti) alloys, etc.,^[6-8] and their superconducting transition temperature is usually between several K to tens of K. Iron-based superconductors include LaFeAsO, BaFe₂As₂, etc.,^[9-13] whose superconducting transition temperature is between 20 K and 55 K. Copper-based superconductors are superconducting materials based on copper oxides, and the superconducting transition temperature is above 90 K and up to 137 K,^[14-17] which brings more possibilities for the application of superconducting materials. Currently, although some superconducting theories including Bardeen-Cooper-Schrieffer (BCS) theory and Bose-Einstein condensation (BEC) crossover theory have explained part of the superconducting mechanisms,^[18, 19] the superconducting properties of some high-temperature superconductors still cannot be fully explained. The discovery of high temperature superconductors broadens the application prospect of superconducting materials, and sparks intense research activity to further improve the transition temperature of superconducting materials. Recently, Sukbae Lee et al. report possible room temperature ambient-pressure superconductor lead-apatite LK-99, and claim that the material has a T_c higher than 400 K and has obvious Meissner levitation phenomenon.^[20-22]

Here, we successfully for the first time verify and synthesize the LK-99 crystals which can be magnetically levitated with larger levitated angle than Sukbae Lee's sample at room temperature. It is expected to realize the true potential of room temperature, non-contact superconducting magnetic levitation in near future.

Results and Discussions

LK-99 samples with a composition of Pb_{10-x}Cu_x(PO₄)₆O (0.9<x<1.1) were grown using the solid-state method similar to that reported by Sukbae Lee et al..^[20-22] **Figure 1a** shows the synthesis temperature profiles of precursor Lanarkite (Pb₂(SO₄)O), precursor copper phosphide (Cu₃P) crystal and target product LK-99 from left to right,

respectively. All the reactions are carried out under 10^{-2} Pa. The corresponding photograph and optical micrograph of an as-synthesized LK-99 crystal are shown in **Figure 1b** and **1c**. **Figure 1d** shows the crystal structure of LK-99, in which one of the four Pb(2) atoms is replaced by a Cu atom. **Figure 2a** and **Figure 2b** show the thermomagnetic curves (M-T, zero-field cooling (ZFC) and field cooling (FC) modes) in sample 1 (macroscopic gray-black bulk) and sample 2 (micron crystals screened by magnet repulsion, which is shaped in triangular with a side length of about $120\ \mu\text{m}$ and a thickness of about $20\ \mu\text{m}$) measured in a physical property measurement system (PPMS, DynaCool, Quantum Design). For sample 1, the ZFC curves and FC curves show a diamagnetic transition at $\sim 326\ \text{K}$ and $\sim 299\ \text{K}$, respectively, which is similar to what Sukbae Lee reported earlier.^[20] However, the diamagnetic transition temperature of micron crystal sample 2 screened by magnet repulsion is about $340\ \text{K}$, which is slightly higher than that of macroscopic sample, showing a higher purity, crystallinity and better Cu doping in the micron crystal sample 2. Such diamagnetic difference in different type samples indicates the fundamental potential superconducting mechanism with copper-oxygen induced electronic band structure changes in such phosphate oxides, as indicated by several theoretical studies.^[23-25]

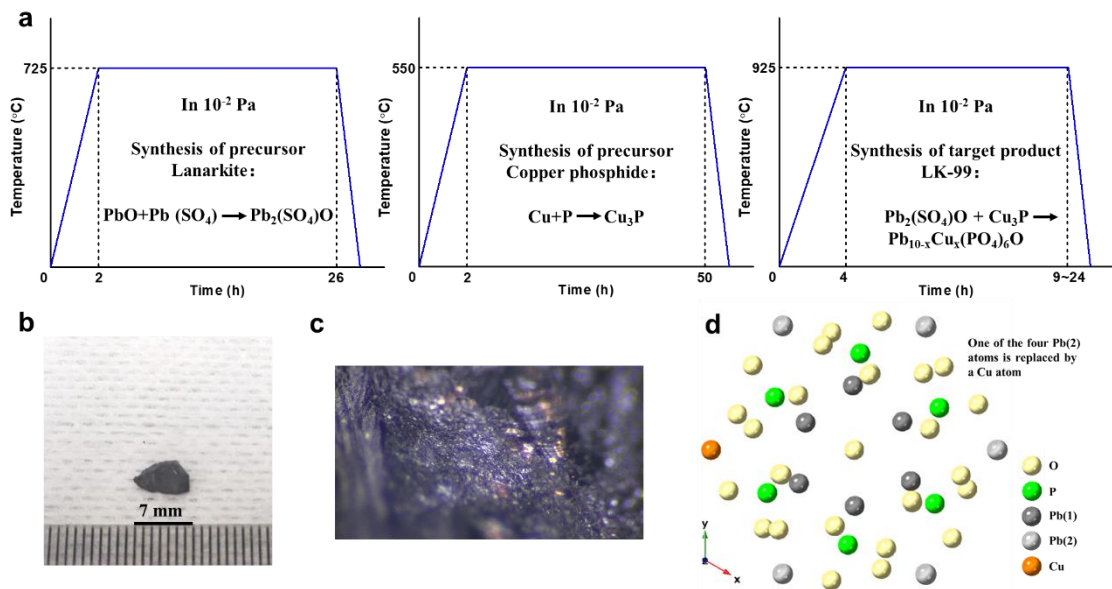


Figure 1. Synthesis of LK-99 samples. (a) Temperature profiles for the synthesis of the precursor Lanarkite and copper phosphide crystals and the target product LK-99. (b, c) Photograph (b) and optical microscopic image (c) of as-synthesized LK-99 sample. (d)

Schematic illustration of LK-99 crystal structure, in which one of the four Pb(2) atoms is replaced by a Cu atom.

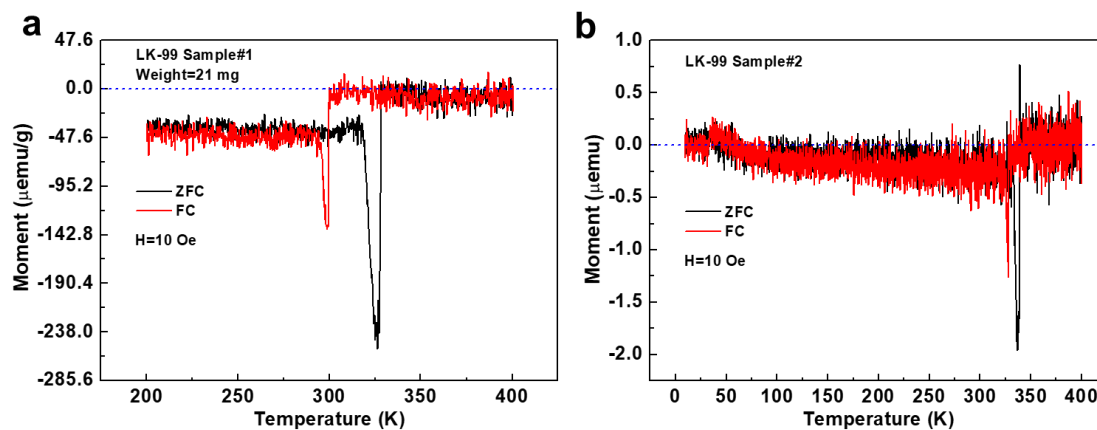


Figure 2. Diamagnetic transition of LK-99 samples. (a, b) Thermal evolution of the zero-field cooling (ZFC) and field cooling (FC) magnetization of the LK-99 samples 1 (a) and 2 (b) with 10 Oe magnetic field applied.

Figure 3 further illustrates the levitation phenomenon of sample 2 measured at room temperature and atmospheric pressure, showing a rise and being completely perpendicular to the base when the ferromagnet is close to it, with a larger levitation angle than Sukbae Lee's sample at room temperature.^[21] Video of the levitation is attached to Supplementary Material (see **Supplementary video 1**).

Moreover, we also performed an attraction test on sample 2 (**Figure 4**), which shows no response when attracted by a ferromagnet, excluding the effect of ferromagnetism. The corresponding video of the attraction is attached to Supplementary Material (see **Supplementary video 2**).




Figure 3. Diamagnetic levitation phenomenon for sample 2. Note that when the ferromagnet is near the sample, the sample rises and is completely perpendicular to the base. As the magnet moves away from the sample, the sample falls on the substrate.

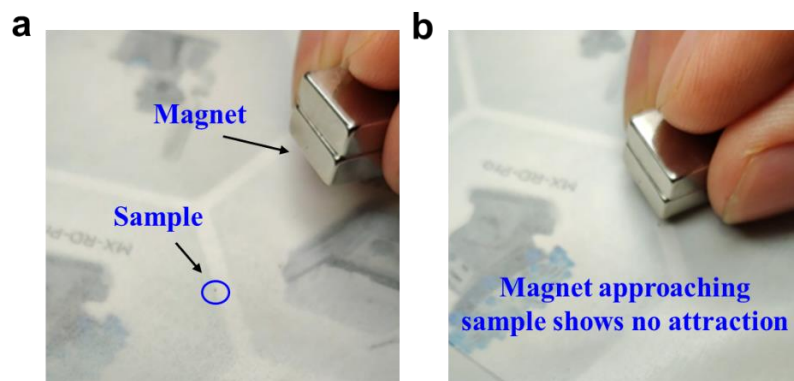


Figure 4. Exclude ferromagnetism of sample 2. Note that the sample did not respond when attracted to the magnet, ruling out ferromagnetism in sample 2.

Conclusion

We have successfully grown the LK-99 materials with consistent diamagnetism transition and large levitation angle at room temperature and ambient pressure. Our results show the importance of crystallinity and proper Cu doping, indicating the fundamental potential superconducting mechanism with copper-oxygen induced band changes in such phosphate oxides. We expect more consistent tests such as electrical

tests in room temperature will show the great potential such phosphate oxides.

References and Notes

- [1] Kittel, C., *Introduction to Solid State Physics (7th ed)*. 1996, New York, NY: Wiley. ISBN 0-471-11181-3. OCLC 32468930.
- [2] Hosono, H. and Kuroki, K., *Iron-based superconductors: current status of materials and pairing mechanism*, *Physica C: Superconductivity and its Applications* **514** 399-422 (2015).
- [3] Hosono, H., Yamamoto, A., Hiramatsu, H., and Ma, Y., *Recent advances in iron-based superconductors toward applications*, *Mater. Today* **21** (3), 278-302 (2018).
- [4] Bednorz, J. G. and Mueller, K. A., *Possible high T_c superconductivity in the Ba-La-Cu-O system*, *Z. Phys. B.* **64** (2), 189-193 (1986).
- [5] Buchanan, M., *Mind the pseudogap*, *Nature* **409** (6816), 8-11 (2001).
- [6] Berlincourt, T. G., *Emergence of NbTi as a supermagnet material*, *Cryogenics* **27** (6), 283 (1987).
- [7] Finnemore, D. K., Stromberg, T. F., and Swenson, C. A., *Superconducting properties of high-purity niobium*, *Phys. Rev.* **149** (1), 231-243 (1966).
- [8] Wexler, A. and Corak, W. S., *Superconductivity of vanadium*, *Phys. Rev.* **85** (1), 85-90 (1952).
- [9] Rotter, M., Tegel, M., and Johrendt, D., *Superconductivity at 38 K in the iron arsenide $(Ba_{1-x}K_x)Fe_2As_2$* , *Phys. Rev. Lett.* **101** (10), 107006 (2008).
- [10] Iimura, S., Matsuishi, S., Sato, H., Hanna, T., Muraba, Y., Kim, S. W., Kim, J. E., Takata, M., and Hosono, H., *Two-dome structure in electron-doped iron arsenide superconductors*, *Nat Commun.* **3** 943 (2012).
- [11] Matsuishi, S., Maruyama, T., Iimura, S., and Hosono, H., *Controlling factors of T_c dome structure in 1111-type iron arsenide superconductors*, *Phys. Rev. B* **89** (9), 094510 (2014).
- [12] Kamihara, Y., Hiramatsu, H., Hirano, M., Kawamura, R., Yanagi, H., Kamiya, T., and Hosono, H., *Iron-based layered superconductor: $LaOFeP$* , *J. Am. Chem. Soc.* **128** (31), 10012-10013 (2006).
- [13] Kamihara, Y., Watanabe, T., Hirano, M., and Hosono, H., *Iron-based layered superconductor $La[O_{1-x}F_x]FeAs$ ($x = 0.05-0.12$) with $T_c = 26$ K*, *J. Am. Chem. Soc.* **130** (11), 3296-3297 (2008).
- [14] Wu, M. K., Ashburn, J. R., Torng, C. J., Hor, P. H., Meng, R. L., Gao, L., Huang, Z. J., Wang, Y. Q., and Chu, C. W., *Superconductivity at 93 K in a new mixed-phase Y-Ba-Cu-O compound system at ambient pressure*, *Phys. Rev. Lett.* **58** (9), 281-283 (1987).
- [15] Sheng, Z. Z. and M., H. A., *Bulk superconductivity at 120 K in the Tl-Ca/Ba-Cu-O system*, *Nature* **332** (6160), 138-139 (1988).
- [16] Lee, P. A., *From high temperature superconductivity to quantum spin liquid: progress in strong correlation physics*, *Rep. Prog. Phys.* **71** (1), 012501 (2008).
- [17] Schilling, A., Cantoni, M., Guo, J. D., and Ott, H. R., *Superconductivity above 130*

- K* in the Hg–Ba–Ca–Cu–O system, Nature **363** (6424), 56-58 (1993).
- [18] Bardeen, J., Cooper, L. N., and Schrieffer, J. R., *Microscopic theory of superconductivity*, Phys. Rev. **106** (1), 162-164 (1957).
- [19] Bardeen, J., Cooper, L. N., and Schrieffer, J. R., *Theory of superconductivity*, Phys. Rev. **108** (5), 1175-1204 (1957).
- [20] Lee, S., Kim, J., Im, S., An, S., Kwon, Y.-W., and Auh, K. H., *Consideration for the development of room-temperature atmospheric-pressure superconductor (LK-99)*, J. Korean Cryst. Growth Cryst. Technol. **33** (2), 61-70 (2023).
- [21] Lee, S., Kim, J., Kim, H.-T., Im, S., An, S., and Auh, K. H., *Superconductor $Pb_{10-x}Cu_x(PO_4)_6O$ showing levitation at room temperature and atmospheric pressure and mechanism*, arXiv:2307.12037 (2023).
- [22] Lee, S., Kim, J.-H., and Kwon, Y.-W., *The first room-temperature ambient-pressure superconductor*, arXiv:2307.12008 (2023).
- [23] Griffin, S. M., *Origin of correlated isolated flat bands in copper-substituted lead phosphate apatite*, arXiv:2307.16892v1 (2023).
- [24] Lai, J., Li, J., Liu, P., Sun, Y., and Chen, X.-Q., *First-principles study on the electronic structure of $Pb_{10-x}Cu_x(PO_4)_6O$ ($x=0, 1$)*, arXiv:2307.16040v1 (2023).
- [25] Si, L. and Held, K., *Electronic structure of the putative room-temperature superconductor $Pb_9Cu(PO_4)_6O$* , arXiv:2308.00676v1 (2023).

Acknowledgments

This work was supported by the National Key Research and Development Program of China (grant no. 2022YFE0134600), the National Natural Science Foundation of China (grant nos. 52272152, 61674063 and 62074061), the Natural Science Foundation of Hubei Province, China (grant no. 2022CFA031), the Foundation of Shenzhen Science and Technology Innovation Committee (grant nos. JCYJ20180504170444967 and JCYJ20210324142010030), and the fellowship of China Postdoctoral Science Foundation (grant no. 2022M711234).

Competing interests

The authors declare no competing interests.

Data availability

The data that support this study are available from the corresponding authors upon reasonable request.

Supplementary Material to

Successful growth and room temperature ambient-pressure magnetic levitation of LK-99

Hao Wu^{1,2†}, Li Yang^{1,2†}, Bichen Xiao^{1,2}, Haixin Chang^{1,2*}

¹State Key Laboratory of Material Processing and Die & Mold Technology, School of Materials Science and Engineering, Huazhong University of Science and Technology (HUST), Wuhan 430074, China.

²Wuhan National High Magnetic Field Center and Institute for Quantum Science and Engineering, Huazhong University of Science and Technology (HUST), Wuhan 430074, China.

†These authors contributed equally to this work.

*Corresponding author. E-mail: hxchang@hust.edu.cn

Supplementary video 1: Meissner effect for sample 2.

https://www.bilibili.com/video/BV14p4y1V7kS/?spm_id_from=333.999.0.0&vd_source=510b6eac8fec748481fb4b933932e80c

Supplementary video 2: Exclude ferromagnetism of sample 2.

https://www.bilibili.com/video/BV13k4y1G7i1/?buvid=XY81B1F843E91B69C1CC4563365B5FCE3A291&is_story_h5=false&mid=jLEqsyica5eHkvtMXQ2K1A%3D%3D&plat_id=193&share_from=ugc&share_medium=android&share_plat=android&share_source=QQ&share_tag=s_i×tamp=1690894807&unique_k=B6gawMH&up_id=7590247