

Electronics Design of the IceCube-Gen2 Optical Module Prototype

The IceCube-Gen2 Collaboration

(a complete list of authors can be found at the end of the proceedings)

E-mail: sgriffin@icecube.wisc.edu

IceCube-Gen2 is a planned extension to the existing IceCube Neutrino Observatory and will provide an order of magnitude increase in the detection rate of cosmic neutrinos by deploying 10,000 sensors in a volume of 8 cubic kilometers. As part of the upcoming IceCube Upgrade, we are developing prototype IceCube-Gen2 sensors to test all components in-situ in preparation for mass production required for IceCube-Gen2. The novel IceCube-Gen2 module will contain up to eighteen 4-inch photomultiplier tubes (PMTs). The signals for each PMT are digitized with a 2-channel, 12-bit ADC (low- and high-gain) at a rate of 60 MSps. In addition, each module contains LED flashers for in-ice calibration, an FPGA for performing in-module local coincidence of PMT signals, and onboard μ SD flash memory for buffering data before it is sent to the surface. In this contribution, we discuss the electronics and data acquisition system design.

Corresponding authors: Sean Griffin^{1*}

¹ WIPAC, University of Wisconsin-Madison, Madison, Wisconsin, USA

* Presenter

The 38th International Cosmic Ray Conference (ICRC2023)
26 July – 3 August, 2023
Nagoya, Japan



1. IceCube, IceCube Upgrade, and IceCube-Gen2

The IceCube Neutrino Observatory [1] is a cubic kilometer of instrumented ice located at the geographic South Pole. IceCube-Gen2 [2] is a planned extension to IceCube which would increase the detection rate of cosmic neutrinos by an order of magnitude by adding an expansive optical array with $\sim 10,000$ novel sensors, a radio array for extremely high energy (EHE) neutrinos, and a surface array for ultra high energy (UHE) cosmic rays. IceCube-Gen2 will be able to detect significantly fainter neutrino sources and measure neutrinos of energies several orders of magnitude greater than the current detector (colloquially referred to as Gen1). The IceCube Upgrade [3] is a funded extension to IceCube and will be completed in early 2026. As part of this upgrade, we are developing prototype modules in preparation for IceCube-Gen2.

2. Data Acquisition Architecture

The primary detector in IceCube, the Digital Optical Module (DOM), measures Cherenkov photons produced by particle interactions in the ice. These “hits” are digitized and subsequently transmitted to the surface over a cable that supplies both power to the DOM and communications via a custom UART-over-power protocol. In IceCube, all hit information is transmitted to the surface where computing nodes collect the information from each DOM and build events based on various trigger criteria. In Gen2, there is insufficient bandwidth available in the in-ice string to transmit all hit information to the surface. Instead, only timestamp information is transmitted to the surface, and the remaining hit information is buffered in-ice in nonvolatile memory (“the hitpool”). If one of the trigger engines is satisfied, a request is made to each module to provide all data within a specified time window.

3. IceCube-Gen2 DOM Concept

The Gen2 DOM is designed to provide roughly uniform coverage over all angles, with directional information that is achieved by using multiple smaller PMTs covering two hemispheres. Conversely, the IceCube Gen1 DOM comprises one monolithic 10”, downward-facing PMT [4] read out with a mainboard [5]. Images of the IceCube DOM alongside two IceCube Upgrade modules and the Gen2 DOM concepts are given in Figure 1. We have designed both a 16- and 18-PMT variant; the majority of the internal components are common to both. The size and shape of the Gen2 DOM prototype is the result of an optimization of cost, drilling time (which scales with the size of the borehole), and usable internal volume. Additional information on the Gen2 DOM mechanical structure can be found in Reference [6].

A block diagram of the main Gen2 DOM electrical components is given in the top panel of Figure 2. The prototype front-end electronics are based on the custom designed Waveform Microbase (wuBase, bottom panel of the same figure) and command and data handling (C&DH) for the prototype DOM is handled by a “Mini-Mainboard” (MMB).



Figure 1: The Gen1 DOM (a) has a single, downward-facing 10'' PMT. The D-Egg (b) comprises two 8'' PMTs facing opposite directions. The mDOM (c) has twenty-four 3'' PMTs providing roughly uniform acceptance over all angles. The IceCube-Gen2 DOM (d) will have 16 (or 18) 4'' PMTs.

4. Electrical Design

4.1 Front-End

Each wuBase (1 per PMT) comprises a 2-channel digitizer operating at 60 Msps, providing 2 gain channels covering a wide and linear dynamic range (roughly 1-10,000 photoelectrons). The dynamic range requirement is driven by the need to be sensitive to both dim and bright Cherenkov events (*i.e.* both low-energy (or distant) and high-energy (or close) physics events). The sampling rate has been chosen to maintain low power consumption for the device ($\lesssim 150$ mW); a pulse shaping circuit has been finely tuned to allow PMT pulses to be fit and achieve a time resolution at the nanosecond level. A typical waveform and the corresponding pulse fit are given in Figure 3 alongside an example linearity measurement for both gain channels and a single photoelectron (SPE) spectrum. Additional information on PMT performance for the Gen2 DOM prototypes can be found in Reference [10].

The ADCs are read out via a low-power FPGA (Lattice ICE40); data are buffered in one of two


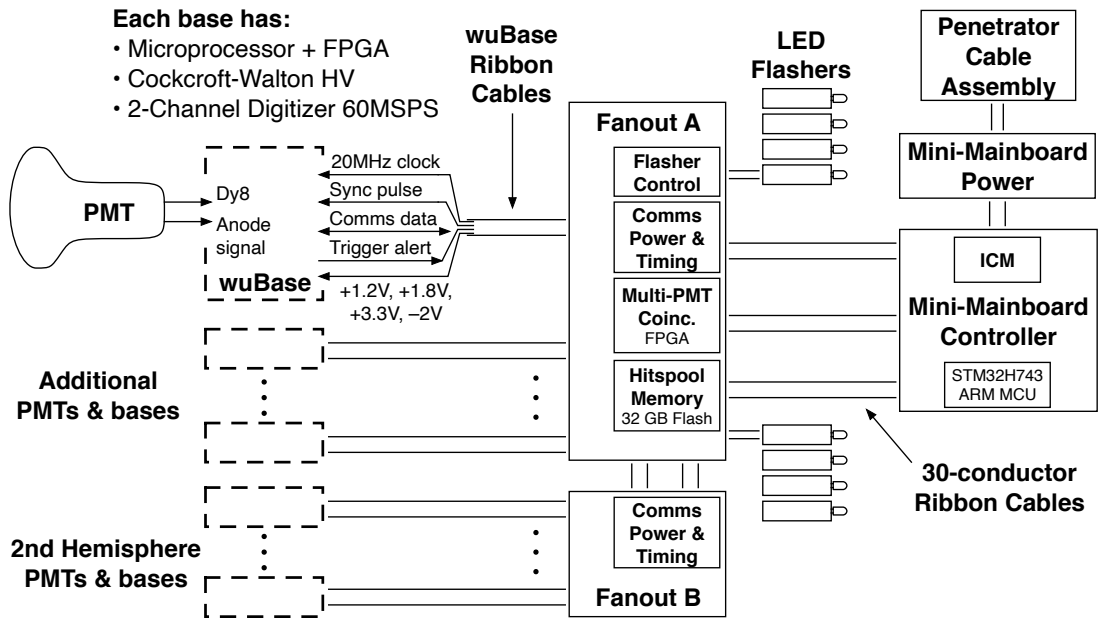


Figure 2: Top: Diagram of the Gen2 DOM dataflow. Cherenkov photons are detected by the PMT; the resulting waveform is digitized and buffered in the waveform microbase (wuBase). The mainboard MCU queries each wuBase for data via a UART multiplexer located on the fanout board and stores the hit data in onboard flash memory. **Bottom:** Photo of a wuBase.

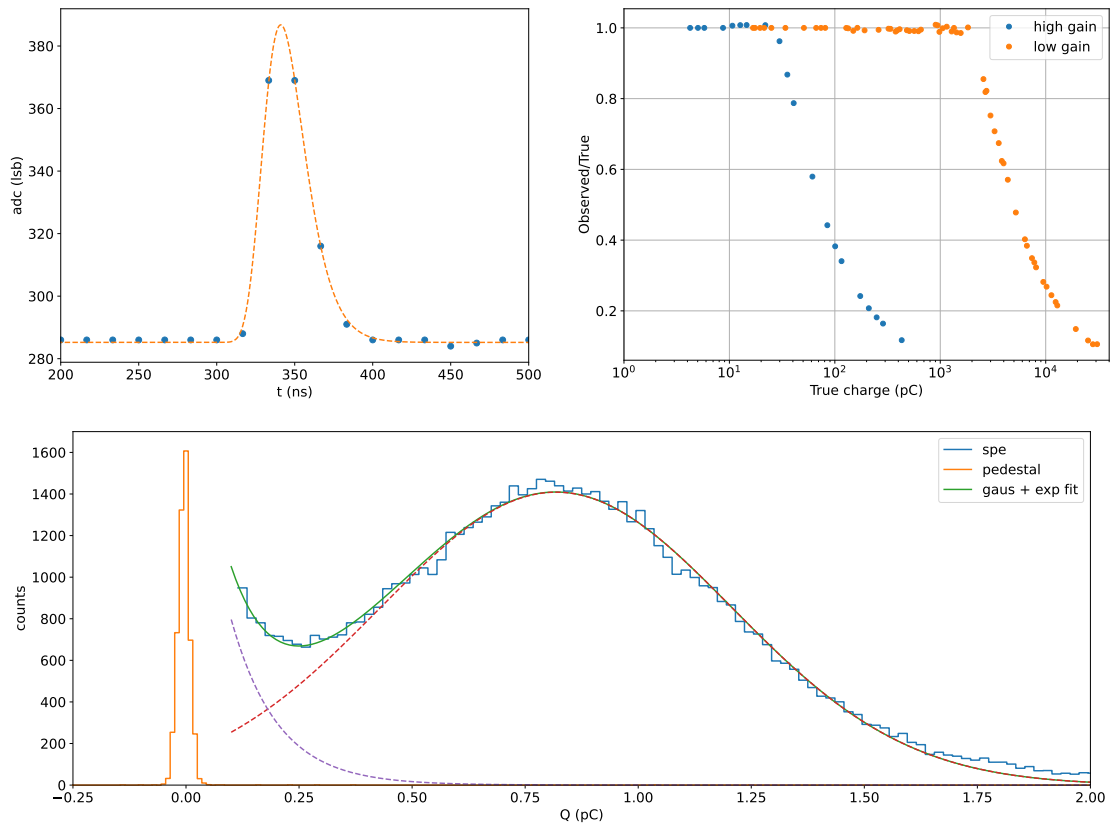


Figure 3: Top left: Example digitized wuBase pulse with a fit. **Top right:** Demonstration of linearity for the two wuBase gain channels across a large dynamic range. **Bottom:** Typical SPE spectrum for a wuBase; the pedestal noise distribution is on the left (FWHM ~ 0.03 pC), the SPE distribution FWHM is ~ 0.9 pC. The exponential and gaussian fitted components are also shown individually as dashed lines.

data “pages” until they are retrieved by the wuBase MCU (STM32L5) via SPI. The vast majority of “hits” are SPE events, which can be described entirely by a charge and timestamp. This allows data to be compressed significantly, minimizing the overall bandwidth required to send data to the surface. As such, in order to save bandwidth and maximize the depth of the in-ice hitpool, a simplified version of the IceCube “WaveDeform” algorithm (see Reference 11) will be implemented on the wuBase MCU to classify hits as either SPEs or multiple photoelectron (MPE) waveforms (“complex waveforms”). Hits are buffered in the wuBase volatile memory until a request from the back-end electronics is received. The wuBase also generates a signal for each hit which is forwarded to an FPGA residing on a fanout board (described later); this FPGA will generate a coincidence flag based on these inputs.

We have developed four variants of the wuBase to support the various Gen2 DOM configurations; two board shapes are required as the geometry is dictated by the spacing of the equatorial and polar PMTs, and two variants are required to support the two PMT vendors under consideration (Hamamatsu and NNVT).

4.2 Back-End

4.2.1 Mini-Mainboard

The Mini-Mainboard (MMB) acts as the command and data handling (C&DH) processor for a number of IceCube Upgrade devices, including the Gen2 DOM prototype. It contains two primary components: an STM32H7 MCU for module C&DH and an IceCube Communications Module (ICM, see references 12, 13) which handles power distribution, timing, and surface communications.

The MMB itself is actually two boards: a processor board, containing the MCU, ICM, and I/O ports for various Upgrade modules; and a power board which handles the electrical interface with the main in-ice cable assembly, setting the hardware address on the device on the string, and generation of the main voltage rail for the processor board and subsequent peripherals.

During operations, the MMB will query each wuBase and request available hits which will be stored in the hitpool. For the IceCube Upgrade, all hits will ultimately be sent to the surface, but in order to test all components of the Gen2-style dataflow, hits will still be buffered on the hitpool prior to being transmitted to the surface. Firmware and software in each FPGA and MCU is upgradeable after the devices have been deployed, with dual-redundant “fallback” firmware in the ICMs providing robustness against corrupted firmware images.

4.2.2 Fanout Boards

The Gen2 DOM prototype uses two fanout boards (one per hemisphere, referred to the A-side and B-side) to multiplex UART communications between the MMB and the various wuBases. In addition, the fanout boards provide the electrical interface to LED flasher modules which are used for in-ice calibration. The A-side fanout board will host two μ SD cards to support the hitpool. The two SD cards can be individually addressed via a demultiplexer chip. An additional Lattice ICE40 FPGA resides on the A-side fanout board to handle the generation of PMT coincidence signals. This coincidence signal reduces the overall data rate: hits seen simultaneously in multiple PMTs are more likely to be due to physics events than PMT dark noise. This coincidence information is sent to the surface and will be used as part of the array trigger.

4.2.3 Hitpool

Bandwidth testing has been performed to ensure that the flash storage can keep up with the PMT data rates. The estimated data rate for a Gen2 DOM is roughly 500 kbit/s after data compression. We have tested the SDMMC interface¹ on the STM32H7 MCU; the read/write bandwidth (Table 1) exceeds the requirement by a significant margin. Note that due to the overhead involved in I/O operations, the read and write “block sizes” affect the speed which the MCU can access the hitpool. The choice of block size will therefore require optimization of the number of available compute cycles on the MCU and the amount of memory allocated to data buffering.

We have selected the Swissbit 32 GB S-56u μ SD card for the Gen2 DOM prototypes. The depth of the hitpool (32 GB) is based on the Gen2 requirement to buffer data for ~ 1 week to support sub-threshold searches for Galactic supernovae in IceCube data (see Reference 15). The card uses pseudo-SLC flash memory, is rated to operate and retain data from -40°C to 85°C , covering the

¹Details on the hardware interface and communications standard can be found in Reference 14.

Block Size (B)	Bandwidth (MB/s)	
	Read	Write
0x1000	2.61	0.96
0x5000	4.42	1.64
0x10000	5.09	2.97

Table 1: Example mini-mainboard μ SD bandwidth measurements.

expected operation regime of the in-ice modules (typically $-32\text{ }^{\circ}\text{C}$ to $-8\text{ }^{\circ}\text{C}$). In addition, through private communications with Swissbit, we expect the devices to continue to function as expected down to $-60\text{ }^{\circ}\text{C}$. The devices contain on-board error correction code (ECC) with a mean time between failures of $>3\,000\,000$ hours. In addition, libraries are available to read internal hardware registers to monitor device health (similar to SMART data for solid state and hard drives).

Data are stored in a FAT filesystem [16]; to minimize file I/O overhead, data arrive from the wuBases pre-formatted to save on MCU cycles. In addition, file sizes will be optimized to minimize overhead and search times. To provide robustness against power failures which reset the nonvolatile memory in the MMB MCU, the hitspool search index is encoded in the directory structure: file and folder names are mapped to timestamps, so in the event that the MCU is reset, the index can be reconstructed by scanning the filesystem rather than needing to scan the contents of hitspool files themselves.

5. Outlook

The development of the first Gen2 DOM prototype is at a high state of completion. A mechanical model comprising all major components (albeit with dummy PMTs and electronics) was completed in June 2023 and an electronic prototype hemisphere will be completed in early Fall 2023 with the objective of a completed module by the end of the year.

Twenty prototype modules will be constructed, with twelve ultimately deployed in the ice as part of IceCube Upgrade. Both the 16- and 18-PMT DOM prototypes will be deployed as a proof-of-concept in preparation for IceCube-Gen2, ultimately informing the design for the upcoming IceCube-Gen2 proposal.

References

- [1] IceCube Collaboration *JInst* **12** no. 3, (Mar., 2017) P03012.
- [2] IceCube-Gen2 Collaboration *JPhysG* **48** no. 6, (Apr., 2021) 060501.
- [3] A. Ishihara *et al.* in *36th International Cosmic Ray Conference (ICRC2019)*, vol. 36, p. 1031. July, 2019. [arXiv:1908.09441](https://arxiv.org/abs/1908.09441) [astro-ph.HE].
- [4] IceCube Collaboration *NIM-A* **618** no. 1, (2010) 139–152.
- [5] IceCube Collaboration *NIM-A* **601** no. 3, (2009) 294–316.

- [6] Y. Makino *et al.* *PoS ICRC2023* (these proceedings) 979.
- [7] IceCube Collaboration *JInst* **12** no. 3, (Mar., 2017) P03012.
- [8] IceCube Collaboration *JInst* **18** no. 4, (Apr., 2023) P04014.
- [9] L. Classen *et al.* in *36th International Cosmic Ray Conference (ICRC2019)*, p. 855. 2019. [arXiv:1908.10802](https://arxiv.org/abs/1908.10802) [[astro-ph.HE](#)].
- [10] M. Dittmer *et al.* *PoS ICRC2023* (these proceedings) 985.
- [11] IceCube Collaboration *JInst* **15** no. 06, (Jun, 2020) P06032.
- [12] R. Nagai and A. Ishihara in *36th International Cosmic Ray Conference (ICRC2019)*, vol. 36, p. 966. 2019. [arXiv:1908.11564](https://arxiv.org/abs/1908.11564) [[astro-ph.IM](#)].
- [13] T. Anderson *et al.* in *37th International Cosmic Ray Conference (ICRC2021)*, p. 1070. 2022. [arXiv:2107.11383](https://arxiv.org/abs/2107.11383) [[astro-ph.IM](#)].
- [14] STMicroelectronics *Application Note AN5200* (11, 2018) .
- [15] IceCube Collaboration *A&A* **535** (Nov., 2011) A109.
- [16] “FatFs - Generic FAT Filesystem Module.” http://elm-chan.org/fsw/ff/00index_e.html. (Accessed: 13 June 2022).

Full Author List: IceCube-Gen2 Collaboration

R. Abbasi¹⁷, M. Ackermann⁷⁶, J. Adams²², S. K. Agarwalla^{47, 77}, J. A. Aguilar¹², M. Ahlers²⁶, J.M. Alameddine²⁷, N. M. Amin⁵³, K. Andeen⁵⁰, G. Anton³⁰, C. Argüelles¹⁴, Y. Ashida⁶⁴, S. Athanasiadou⁷⁶, J. Audehm¹, S. N. Axani⁵³, X. Bai⁶¹, A. Balagopal V.⁴⁷, M. Baricevic⁴⁷, S. W. Barwick³⁴, V. Basu⁴⁷, R. Bay⁸, J. Becker Tjus^{11, 78}, J. Beise⁷⁴, C. Bellenghi³¹, C. Benning¹, S. BenZvi⁶³, D. Berley²³, E. Bernardini⁵⁹, D. Z. Besson⁴⁰, A. Bishop⁴⁷, E. Blaufuss²³, S. Blot⁷⁶, M. Bohmer³¹, F. Bontempo³⁵, J. Y. Book¹⁴, J. Borowka¹, C. Boscolo Meneguolo⁵⁹, S. Böser⁴⁸, O. Botner⁷⁴, J. Böttcher¹, S. Bouma³⁰, E. Bourbeau²⁶, J. Braun⁴⁷, B. Brinson⁶, J. Brostean-Kaiser⁷⁶, R. T. Burley², R. S. Busse⁵², D. Butterfield⁴⁷, M. A. Campana⁶⁰, K. Carloni¹⁴, E. G. Carnie-Bronca², M. Cataldo³⁰, S. Chattopadhyay^{47, 77}, N. Chau¹², C. Chen⁶, Z. Chen⁶⁶, D. Chirkin⁴⁷, S. Choi⁶⁷, B. A. Clark²³, R. Clark⁴², L. Classen⁵², A. Coleman⁷⁴, G. H. Collin¹⁵, J. M. Conrad¹⁵, D. F. Cowen^{71, 72}, B. Dasgupta⁵¹, P. Dave⁶, C. Deaconu^{20, 21}, C. De Clercq¹³, S. De Kockere¹³, J. J. DeLaunay⁷⁰, D. Delgado¹⁴, S. Deng¹, K. Deoskar⁶⁵, A. Desai⁴⁷, P. Desiati⁴⁷, K. D. de Vries¹³, G. de Wasseige⁴⁴, T. DeYoung²⁸, A. Diaz¹⁵, J. C. Díaz-Vélez⁴⁷, M. Dittmer⁵², A. Domi³⁰, H. Dujmovic⁴⁷, M. A. DuVernois⁴⁷, T. Ehrhardt⁴⁸, P. Eller³¹, E. Ellinger⁷⁵, S. El Mentawi¹, D. Elsässer²⁷, R. Engel^{35, 36}, H. Erpenbeck⁴⁷, J. Evans²³, J. J. Evans⁴⁹, P. A. Evenson⁵³, K. L. Fan²³, K. Fang⁴⁷, K. Farrag⁴³, K. Farrag¹⁶, A. R. Fazely⁷, A. Fedynitch⁶⁸, N. Feigl¹⁰, S. Fiedlschuster³⁰, C. Finley⁶⁵, L. Fischer⁷⁶, B. Flaggs⁵³, D. Fox⁷¹, A. Franckowiak¹¹, A. Fritz⁴⁸, T. Fujii⁵⁷, P. Fürst¹, J. Gallagher⁴⁶, E. Ganster¹, A. Garcia¹⁴, L. Gerhardt⁹, R. Gernhaeuser³¹, A. Ghadimi⁷⁰, P. Giri⁴¹, C. Glaser⁷⁴, T. Glauch³¹, T. Glüschenkamp^{30, 74}, N. Goehke³⁶, S. Goswami⁷⁰, D. Grant²⁸, S. J. Gray²³, O. Gries¹, S. Griffin⁴⁷, S. Griswold⁶³, D. Guevel⁴⁷, C. Günther¹, P. Gutjahr²⁷, C. Haack³⁰, T. Haji Azim¹, A. Hallgren⁷⁴, R. Halliday²⁸, S. Hallmann⁷⁶, L. Halve¹, F. Halzen⁴⁷, H. Hamdaoui⁶⁶, M. Ha Minh³¹, K. Hanson⁴⁷, J. Hardin¹⁵, A. A. Harnisch²⁸, P. Hatch³⁷, J. Haugen⁴⁷, A. Haungs³⁵, D. Heinen¹, K. Helbing⁷⁵, J. Hellrung¹¹, B. Hendricks^{72, 73}, F. Henningsen³¹, J. Henrichs⁷⁶, L. Heuermann¹, N. Heyer⁷⁴, S. Hickford⁷⁵, A. Hidvegi⁶⁵, J. Hignight²⁹, C. Hill¹⁶, G. C. Hill², K. D. Hoffman²³, B. Hoffmann³⁶, K. Holzappel³¹, S. Hori⁴⁷, K. Hoshina^{47, 79}, W. Hou³⁵, T. Huber³⁵, T. Huege³⁵, K. Hughes^{19, 21}, K. Hultqvist⁶⁵, M. Hünnefeld²⁷, R. Hussain⁴⁷, K. Hymon²⁷, S. In⁶⁷, A. Ishihara¹⁶, M. Jacquart⁴⁷, O. Janik¹, M. Jansson⁶⁵, G. S. Japaridze⁵, M. Jeong⁶⁷, M. Jin¹⁴, B. J. P. Jones⁴, O. Kalekin³⁰, D. Kang³⁵, W. Kang⁶⁷, X. Kang⁶⁰, A. Kappes⁵², D. Kappesser⁴⁸, L. Kardum²⁷, T. Karg⁷⁶, M. Karl³¹, A. Karle⁴⁷, T. Katori⁴², U. Katz³⁰, M. Kauer⁴⁷, J. L. Kelley⁴⁷, A. Khatee Zathul⁴⁷, A. Kheirandish^{38, 39}, J. Kiryluk⁶⁶, S. R. Klein^{8, 9}, T. Kobayashi⁵⁷, A. Kochocki²⁸, H. Kolanoski¹⁰, T. Konrimsa³¹, L. Köpke⁴⁸, C. Kopper³⁰, D. J. Koskinen²⁶, P. Koundal³⁵, M. Kovacevich⁶⁰, M. Kowalski^{10, 76}, T. Kozytny²⁶, C. B. Krauss²⁹, I. Kravchenko⁴¹, J. Krishnamoorthi^{47, 77}, E. Krupczak²⁸, A. Kumar⁷⁶, E. Kun¹¹, N. Kurahashi⁶⁰, N. Lad⁷⁶, C. Lagunas Gualda⁷⁶, M. J. Larson²³, S. Latseva¹, F. Lauber⁷⁵, J. P. Lazar^{14, 47}, J. W. Lee⁶⁷, K. Leonard DeHolton⁷², A. Leszczyńska⁵³, M. Lincetto¹¹, Q. R. Liu⁴⁷, M. Liubarska²⁹, M. Lohan⁵¹, E. Lohfink⁴⁸, J. LoSecco⁵⁶, C. Love⁶⁰, C. J. Lozano Mariscal⁵², L. Lu⁴⁷, F. Lucarelli³², Y. Lyu^{8, 9}, J. Madsen⁴⁷, K. B. M. Mahn²⁸, Y. Makino⁴⁷, S. Mancina^{47, 59}, S. Mandalia⁴³, W. Marie Sainte⁴⁷, I. C. Mariş¹², S. Marka⁵⁵, Z. Marka⁵⁵, M. Marsee⁷⁰, I. Martinez-Soler¹⁴, R. Maruyama⁵⁴, F. Mayhew²⁸, T. McElroy²⁹, F. McNally⁴⁵, J. V. Mead²⁶, K. Meagher⁴⁷, S. Mechbal⁷⁶, A. Medina²⁵, M. Meier¹⁶, Y. Merckx¹³, L. Merten¹¹, Z. Meyers⁷⁶, J. Micallef²⁸, M. Mikhailova⁴⁰, J. Mitchell⁷, T. Montaruli³², R. W. Moore²⁹, Y. Morii¹⁶, R. Morse⁴⁷, M. Moulai⁴⁷, T. Mukherjee³⁵, R. Naab⁷⁶, R. Nagai¹⁶, M. Nakos⁴⁷, A. Narayan⁵¹, U. Naumann⁷⁵, J. Necker⁷⁶, A. Negi⁴, A. Nelles^{30, 76}, M. Neumann⁵², H. Niederhausen²⁸, M. U. Nisa²⁸, A. Noell¹, A. Novikov⁵³, S. C. Nowicki²⁸, A. Nozdrina⁴⁰, E. Oberla^{20, 21}, A. Obertacke Pollmann¹⁶, V. O'Dell⁴⁷, M. Oehler³⁵, B. Oeyen³³, A. Olivás²³, R. Ørsøe³¹, J. Osborn⁴⁷, E. O'Sullivan⁷⁴, L. Papp³¹, N. Park³⁷, G. K. Parker⁴, E. N. Paudel⁵³, L. Paul^{50, 61}, C. Pérez de los Heros⁷⁴, T. C. Petersen²⁶, J. Peterson⁴⁷, S. Philippen¹, S. Pieper⁷⁵, J. L. Pinfold²⁹, A. Pizzuto⁴⁷, I. Plaisier⁷⁶, M. Plum⁶¹, A. Pontén⁷⁴, Y. Popovych⁴⁸, M. Prado Rodriguez⁴⁷, B. Pries²⁸, R. Procter-Murphy²³, G. T. Przybylski⁹, L. Pyras⁷⁶, J. Rack-Helleis⁴⁸, M. Rameez⁵¹, K. Rawlins³, Z. Rechav⁴⁷, A. Rehman⁵³, P. Reichherzer¹¹, G. Renzi¹², E. Resconi³¹, S. Reusch⁷⁶, W. Rhode²⁷, B. Riedel⁴⁷, M. Riegel³⁵, A. Rifaie¹, E. J. Roberts², S. Robertson^{8, 9}, S. Rodan⁶⁷, G. Roellinghoff⁶⁷, M. Rongen³⁰, C. Rott^{64, 67}, T. Ruhe²⁷, D. Ryckbosch³³, I. Safa^{14, 47}, J. Saffer³⁶, D. Salazar-Gallegos²⁸, P. Sampathkumar³⁵, S. E. Sanchez Herrera²⁸, A. Sandrock⁷⁵, P. Sandstrom⁴⁷, M. Santander⁷⁰, S. Sarkar²⁹, S. Sarkar⁵⁸, J. Savelberg¹, P. Savina⁴⁷, M. Schaufel¹, H. Schieler³⁵, S. Schindler³⁰, L. Schlickmann¹, B. Schlüter⁵², F. Schlüter¹², N. Schmeisser⁷⁵, T. Schmidt²³, J. Schneider³⁰, F. G. Schröder^{35, 53}, L. Schumacher³⁰, G. Schwefel¹, S. Sclafani²³, D. Seckel⁵³, M. Seikh⁴⁰, S. Seunarine⁶², M. H. Shaevitz⁵⁵, R. Shah⁶⁰, A. Sharma⁷⁴, S. Shefali³⁶, N. Shimizu¹⁶, M. Silva⁴⁷, B. Skrzypek¹⁴, D. Smith^{19, 21}, B. Smithers⁴, R. Snihur⁴⁷, J. Soedingrekso²⁷, A. Søgaard²⁶, D. Soldin³⁶, P. Soldin¹, G. Sommani¹¹, D. Southall^{19, 21}, C. Spannfellner³¹, G. M. Spiczak⁶², C. Spiering⁷⁶, M. Stamatikos²⁵, T. Stanev⁵³, T. Stezelberger⁹, J. Stoffels¹³, T. Stürwald⁷⁵, T. Stuttard²⁶, G. W. Sullivan²³, I. Taboada⁶, A. Taketa⁶⁹, H. K. M. Tanaka⁶⁹, S. Ter-Antonyan⁷, M. Thiesmeyer¹, W. G. Thompson¹⁴, J. Thwaites⁴⁷, S. Tilav⁵³, K. Tollefson²⁸, C. Tönnis⁶⁷, J. Torres^{24, 25}, S. Toscano¹², D. Tosi⁴⁷, A. Trettin⁷⁶, Y. Tsunesada⁵⁷, C. F. Tung⁶, R. Turcotte³⁵, J. P. Twagirayezu²⁸, B. Ty⁴⁷, M. A. Unland Elorrieta⁵², A. K. Upadhyay^{47, 77}, K. Upshaw⁷, N. Valtonen-Mattila⁷⁴, J. Vandenbroucke⁴⁷, N. van Eijndhoven¹³, D. Vannerom¹⁵, J. van Santen⁷⁶, J. Vara⁵², D. Veberic³⁵, J. Veitch-Michaelis⁴⁷, M. Venugopal³⁵, S. Verpoest⁵³, A. Vieregg^{18, 19, 20, 21}, A. Vijai²³, C. Walck⁶⁵, C. Weaver²⁸, P. Weigel¹⁵, A. Weindl³⁵, J. Weldert⁷², C. Welling²¹, C. Wendt⁴⁷, J. Werthebach²⁷, M. Weyrauch³⁵, N. Whitehorn²⁸, C. H. Wiebusch¹, N. Willey²⁸, D. R. Williams⁷⁰, S. Wissel^{71, 72, 73}, L. Witthaus²⁷, A. Wolf¹, M. Wolf³¹, G. Wörner³⁵, G. Wrede³⁰, S. Wren⁴⁹, X. W. Xu⁷, J. P. Yanez²⁹, E. Yildizci⁴⁷, S. Yoshida¹⁶, R. Young⁴⁰, F. Yu¹⁴, S. Yu²⁸, T. Yuan⁴⁷, Z. Zhang⁶⁶, P. Zhelнин¹⁴, S. Zierke¹, M. Zimmerman⁴⁷

¹ III. Physikalisches Institut, RWTH Aachen University, D-52056 Aachen, Germany

² Department of Physics, University of Adelaide, Adelaide, 5005, Australia

³ Dept. of Physics and Astronomy, University of Alaska Anchorage, 3211 Providence Dr., Anchorage, AK 99508, USA

⁴ Dept. of Physics, University of Texas at Arlington, 502 Yates St., Science Hall Rm 108, Box 19059, Arlington, TX 76019, USA

⁵ CTSPS, Clark-Atlanta University, Atlanta, GA 30314, USA

⁶ School of Physics and Center for Relativistic Astrophysics, Georgia Institute of Technology, Atlanta, GA 30332, USA

- ⁷ Dept. of Physics, Southern University, Baton Rouge, LA 70813, USA
- ⁸ Dept. of Physics, University of California, Berkeley, CA 94720, USA
- ⁹ Lawrence Berkeley National Laboratory, Berkeley, CA 94720, USA
- ¹⁰ Institut für Physik, Humboldt-Universität zu Berlin, D-12489 Berlin, Germany
- ¹¹ Fakultät für Physik & Astronomie, Ruhr-Universität Bochum, D-44780 Bochum, Germany
- ¹² Université Libre de Bruxelles, Science Faculty CP230, B-1050 Brussels, Belgium
- ¹³ Vrije Universiteit Brussel (VUB), Dienst ELEM, B-1050 Brussels, Belgium
- ¹⁴ Department of Physics and Laboratory for Particle Physics and Cosmology, Harvard University, Cambridge, MA 02138, USA
- ¹⁵ Dept. of Physics, Massachusetts Institute of Technology, Cambridge, MA 02139, USA
- ¹⁶ Dept. of Physics and The International Center for Hadron Astrophysics, Chiba University, Chiba 263-8522, Japan
- ¹⁷ Department of Physics, Loyola University Chicago, Chicago, IL 60660, USA
- ¹⁸ Dept. of Astronomy and Astrophysics, University of Chicago, Chicago, IL 60637, USA
- ¹⁹ Dept. of Physics, University of Chicago, Chicago, IL 60637, USA
- ²⁰ Enrico Fermi Institute, University of Chicago, Chicago, IL 60637, USA
- ²¹ Kavli Institute for Cosmological Physics, University of Chicago, Chicago, IL 60637, USA
- ²² Dept. of Physics and Astronomy, University of Canterbury, Private Bag 4800, Christchurch, New Zealand
- ²³ Dept. of Physics, University of Maryland, College Park, MD 20742, USA
- ²⁴ Dept. of Astronomy, Ohio State University, Columbus, OH 43210, USA
- ²⁵ Dept. of Physics and Center for Cosmology and Astro-Particle Physics, Ohio State University, Columbus, OH 43210, USA
- ²⁶ Niels Bohr Institute, University of Copenhagen, DK-2100 Copenhagen, Denmark
- ²⁷ Dept. of Physics, TU Dortmund University, D-44221 Dortmund, Germany
- ²⁸ Dept. of Physics and Astronomy, Michigan State University, East Lansing, MI 48824, USA
- ²⁹ Dept. of Physics, University of Alberta, Edmonton, Alberta, Canada T6G 2E1
- ³⁰ Erlangen Centre for Astroparticle Physics, Friedrich-Alexander-Universität Erlangen-Nürnberg, D-91058 Erlangen, Germany
- ³¹ Technical University of Munich, TUM School of Natural Sciences, Department of Physics, D-85748 Garching bei München, Germany
- ³² Département de physique nucléaire et corpusculaire, Université de Genève, CH-1211 Genève, Switzerland
- ³³ Dept. of Physics and Astronomy, University of Gent, B-9000 Gent, Belgium
- ³⁴ Dept. of Physics and Astronomy, University of California, Irvine, CA 92697, USA
- ³⁵ Karlsruhe Institute of Technology, Institute for Astroparticle Physics, D-76021 Karlsruhe, Germany
- ³⁶ Karlsruhe Institute of Technology, Institute of Experimental Particle Physics, D-76021 Karlsruhe, Germany
- ³⁷ Dept. of Physics, Engineering Physics, and Astronomy, Queen's University, Kingston, ON K7L 3N6, Canada
- ³⁸ Department of Physics & Astronomy, University of Nevada, Las Vegas, NV, 89154, USA
- ³⁹ Nevada Center for Astrophysics, University of Nevada, Las Vegas, NV 89154, USA
- ⁴⁰ Dept. of Physics and Astronomy, University of Kansas, Lawrence, KS 66045, USA
- ⁴¹ Dept. of Physics and Astronomy, University of Nebraska–Lincoln, Lincoln, Nebraska 68588, USA
- ⁴² Dept. of Physics, King's College London, London WC2R 2LS, United Kingdom
- ⁴³ School of Physics and Astronomy, Queen Mary University of London, London E1 4NS, United Kingdom
- ⁴⁴ Centre for Cosmology, Particle Physics and Phenomenology - CP3, Université catholique de Louvain, Louvain-la-Neuve, Belgium
- ⁴⁵ Department of Physics, Mercer University, Macon, GA 31207-0001, USA
- ⁴⁶ Dept. of Astronomy, University of Wisconsin–Madison, Madison, WI 53706, USA
- ⁴⁷ Dept. of Physics and Wisconsin IceCube Particle Astrophysics Center, University of Wisconsin–Madison, Madison, WI 53706, USA
- ⁴⁸ Institute of Physics, University of Mainz, Staudinger Weg 7, D-55099 Mainz, Germany
- ⁴⁹ School of Physics and Astronomy, The University of Manchester, Oxford Road, Manchester, M13 9PL, United Kingdom
- ⁵⁰ Department of Physics, Marquette University, Milwaukee, WI, 53201, USA
- ⁵¹ Dept. of High Energy Physics, Tata Institute of Fundamental Research, Colaba, Mumbai 400 005, India
- ⁵² Institut für Kernphysik, Westfälische Wilhelms-Universität Münster, D-48149 Münster, Germany
- ⁵³ Bartol Research Institute and Dept. of Physics and Astronomy, University of Delaware, Newark, DE 19716, USA
- ⁵⁴ Dept. of Physics, Yale University, New Haven, CT 06520, USA
- ⁵⁵ Columbia Astrophysics and Nevis Laboratories, Columbia University, New York, NY 10027, USA
- ⁵⁶ Dept. of Physics, University of Notre Dame du Lac, 225 Nieuwland Science Hall, Notre Dame, IN 46556-5670, USA
- ⁵⁷ Graduate School of Science and NITEP, Osaka Metropolitan University, Osaka 558-8585, Japan
- ⁵⁸ Dept. of Physics, University of Oxford, Parks Road, Oxford OX1 3PU, United Kingdom
- ⁵⁹ Dipartimento di Fisica e Astronomia Galileo Galilei, Università Degli Studi di Padova, 35122 Padova PD, Italy
- ⁶⁰ Dept. of Physics, Drexel University, 3141 Chestnut Street, Philadelphia, PA 19104, USA
- ⁶¹ Physics Department, South Dakota School of Mines and Technology, Rapid City, SD 57701, USA
- ⁶² Dept. of Physics, University of Wisconsin, River Falls, WI 54022, USA
- ⁶³ Dept. of Physics and Astronomy, University of Rochester, Rochester, NY 14627, USA
- ⁶⁴ Department of Physics and Astronomy, University of Utah, Salt Lake City, UT 84112, USA
- ⁶⁵ Oskar Klein Centre and Dept. of Physics, Stockholm University, SE-10691 Stockholm, Sweden
- ⁶⁶ Dept. of Physics and Astronomy, Stony Brook University, Stony Brook, NY 11794-3800, USA
- ⁶⁷ Dept. of Physics, Sungkyunkwan University, Suwon 16419, Korea

⁶⁸ Institute of Physics, Academia Sinica, Taipei, 11529, Taiwan

⁶⁹ Earthquake Research Institute, University of Tokyo, Bunkyo, Tokyo 113-0032, Japan

⁷⁰ Dept. of Physics and Astronomy, University of Alabama, Tuscaloosa, AL 35487, USA

⁷¹ Dept. of Astronomy and Astrophysics, Pennsylvania State University, University Park, PA 16802, USA

⁷² Dept. of Physics, Pennsylvania State University, University Park, PA 16802, USA

⁷³ Institute of Gravitation and the Cosmos, Center for Multi-Messenger Astrophysics, Pennsylvania State University, University Park, PA 16802, USA

⁷⁴ Dept. of Physics and Astronomy, Uppsala University, Box 516, S-75120 Uppsala, Sweden

⁷⁵ Dept. of Physics, University of Wuppertal, D-42119 Wuppertal, Germany

⁷⁶ Deutsches Elektronen-Synchrotron DESY, Platanenallee 6, 15738 Zeuthen, Germany

⁷⁷ Institute of Physics, Sachivalaya Marg, Sainik School Post, Bhubaneswar 751005, India

⁷⁸ Department of Space, Earth and Environment, Chalmers University of Technology, 412 96 Gothenburg, Sweden

⁷⁹ Earthquake Research Institute, University of Tokyo, Bunkyo, Tokyo 113-0032, Japan

Acknowledgements

The authors gratefully acknowledge the support from the following agencies and institutions: USA – U.S. National Science Foundation-Office of Polar Programs, U.S. National Science Foundation-Physics Division, U.S. National Science Foundation-EPSCoR, Wisconsin Alumni Research Foundation, Center for High Throughput Computing (CHTC) at the University of Wisconsin–Madison, Open Science Grid (OSG), Advanced Cyberinfrastructure Coordination Ecosystem: Services & Support (ACCESS), Frontera computing project at the Texas Advanced Computing Center, U.S. Department of Energy-National Energy Research Scientific Computing Center, Particle astrophysics research computing center at the University of Maryland, Institute for Cyber-Enabled Research at Michigan State University, and Astroparticle physics computational facility at Marquette University; Belgium – Funds for Scientific Research (FRS-FNRS and FWO), FWO Odysseus and Big Science programmes, and Belgian Federal Science Policy Office (Belspo); Germany – Bundesministerium für Bildung und Forschung (BMBF), Deutsche Forschungsgemeinschaft (DFG), Helmholtz Alliance for Astroparticle Physics (HAP), Initiative and Networking Fund of the Helmholtz Association, Deutsches Elektronen Synchrotron (DESY), and High Performance Computing cluster of the RWTH Aachen; Sweden – Swedish Research Council, Swedish Polar Research Secretariat, Swedish National Infrastructure for Computing (SNIC), and Knut and Alice Wallenberg Foundation; European Union – EGI Advanced Computing for research; Australia – Australian Research Council; Canada – Natural Sciences and Engineering Research Council of Canada, Calcul Québec, Compute Ontario, Canada Foundation for Innovation, WestGrid, and Compute Canada; Denmark – Villum Fonden, Carlsberg Foundation, and European Commission; New Zealand – Marsden Fund; Japan – Japan Society for Promotion of Science (JSPS) and Institute for Global Prominent Research (IGPR) of Chiba University; Korea – National Research Foundation of Korea (NRF); Switzerland – Swiss National Science Foundation (SNSF); United Kingdom – Department of Physics, University of Oxford.