

Searching for magnetic fields in pulsating A-type stars: the discovery of a strong field in the probable δ Sct star HD 340577 and a null result for the γ Dor star HR 8799

S. Hubrig¹, S. P. Järvinen¹, J. D. Alvarado-Gómez¹, I. Ilyin¹, M. Schöller²

¹*Leibniz-Institut für Astrophysik Potsdam (AIP), An der Sternwarte 16, 14482 Potsdam, Germany*

²*European Southern Observatory, Karl-Schwarzschild-Str. 2, 85748 Garching, Germany*

Accepted XXX. Received YYY; in original form ZZZ

ABSTRACT

Numerous δ Sct and γ Dor pulsators are identified in the region of the Hertzsprung-Russell diagram that is occupied by chemically peculiar magnetic Ap stars. The connection between δ Sct and γ Dor pulsations and the magnetic field in Ap stars is however not clear: theory suggests for magnetic Ap stars some critical field strengths for pulsation mode suppression by computing the magnetic damping effect for selected p and g modes. To test these theoretical considerations, we obtained PEPSI spectropolarimetric snapshots of the typical Ap star HD 340577, for which δ Sct-like pulsations were recently detected in TESS data, and the γ Dor pulsator HR 8799, which is a remarkable system with multiple planets and two debris disks. Our measurements reveal the presence of a magnetic field with a strength of several hundred Gauss in HD 340577. The measured mean longitudinal field would be the strongest field measured so far in a δ Sct star if the pulsational character of HD 340577 is confirmed spectroscopically. No magnetic field is detected in HR 8799.

Key words: techniques: polarimetric — techniques: spectroscopic — stars: chemically peculiar — stars: magnetic field — stars: oscillations — stars: individual: HD 340577, HR 8799

1 INTRODUCTION

About 15% of the upper main-sequence stars between spectral types early B and early F are magnetic chemically peculiar stars, characterized by atmospheric chemical abundances that differ significantly from the solar pattern. The observed peculiarity is believed to be produced by selective processes, i.e. radiative levitation and gravitational settling, in the presence of a magnetic field. These chemically peculiar magnetic stars, generally called Ap and Bp stars, are well-known for displaying a non-uniform distribution of chemical elements in the form of spots and patches and usually exhibit strong globally organized magnetic fields that range from tens of Gauss to several tens of kG (e.g. Hubrig & Schöller 2021).

In the region of the A- and F-type stars, where most of the magnetic Ap stars are situated, also numerous δ Sct and γ Dor pulsators were identified using photometric surveys. The δ Sct stars are located on and near the main sequence within the classical instability strip in the Hertzsprung-Russell diagram. They have pulsation periods between about tens of minutes and 8 h, corresponding to radial and nonradial pressure (p) and mixed modes of low radial order. The γ Dor variables are late-A and early-F type stars showing gravity (g) mode pulsations with periods between 0.3 and 3 days (Balona, Krisciunas, & Cousins 1994). They are located between the δ Sct stars and solar-like oscillators, with numerous hybrid δ Sct and γ Dor stars pulsating in p and g modes (Grigahcène et al. 2005). The connection between δ Sct and

γ Dor pulsations and magnetic fields in Ap stars is however not clear. Previous theoretical work (e.g. Saio 2005) suggested that magnetic Ap stars should not show δ Sct or γ Dor pulsations. Most recently, Murphy et al. (2020) reported on some critical field strengths for mode suppression by computing the magnetic damping effect for selected p and g modes. The authors found that magnetic field strengths less than 1 kG do not suppress low-overtone p modes. The high-order g modes typical for γ Dor stars are expected to be damped by dipole fields stronger than 1–4 kG, while the low-order g modes with frequencies similar to the fundamental mode are not suppressed.

The first discovery of chemical peculiarities in δ Sct stars, similar to those in magnetic Ap stars, was announced by Koen et al. (2001), who found δ Sct pulsations in HD 21190, classified as F2III SrEu(Si). The presence of a magnetic field in this star was reported by Kurtz et al. (2008) and later confirmed by Järvinen et al. (2018). Very few other discoveries of magnetic fields in δ Sct stars were reported in the past, usually rather weak magnetic fields, down to below 1 Gauss (e.g., Neiner, Wade, & Sikora 2017; Zwintz et al. 2020). None of these previously studied δ Sct pulsators with weak fields presented chemical peculiarities typical for Ap stars. As an exceptional case, Murphy et al. (2020) reported on the detection of the hybrid pulsator KIC 11296437, showing both low-overtone and high-overtone p modes with a mean magnetic field modulus of 2.8 ± 0.5 kG. This strong magnetic field

was estimated using the empirical relation by [Mathys & Lanz \(1992\)](#) based on the ratio of the equivalent widths of the lines Fe II 6147.7 Å and Fe II 6149.2 Å. No spectropolarimetric measurements were carried out yet for this hybrid pulsator. The scarcity of previous detections of magnetic fields in Ap stars with δ Sct pulsations indicates that such targets are extremely rare.

Quite unexpectedly, [Mathys, Kurtz, & Holdsworth \(2022\)](#) reported on the detection of nine definite and five candidate δ Sct stars in their systematic search for periodicities in typical chemically peculiar Ap stars based on an analysis of Transiting Exoplanet Survey Satellite (TESS) data. Importantly, no Ap star with definite γ Dor pulsations was detected in this survey. On the other hand, according to [Li et al. \(2020\)](#), about 10% of photometrically studied γ Dor targets show rotational modulation expected to be caused by a surface inhomogeneous chemical element distribution. As this fraction roughly corresponds to the occurrence of magnetic Ap stars among A-type stars, it is expected that γ Dor stars also possess magnetic fields. Unfortunately, no systematic search for magnetic fields was carried out in γ Dor stars in the past, so that their magnetic nature appears currently elusive.

To test previous theoretical and observational considerations, we used the Potsdam Echelle Polarimetric and Spectroscopic Instrument (PEPSI; [Strassmeier et al. 2015](#)) installed at the 2×8.4 m Large Binocular Telescope (LBT) to observe HD 340577 with classification A3p SrCrEu ([Renson & Manfroid 2009](#)), reported by [Mathys, Kurtz, & Holdsworth \(2022\)](#) to exhibit δ Sct-like pulsations, and the A5 γ Dor star HR 8799 (e.g. [Sódor et al. 2014](#)). The γ Dor star HR 8799 with a mass of about $1.5 M_{\odot}$ is one of the rare systems in which multiple planets have been directly imaged (e.g. [Marois et al. 2008](#)). Its architecture is strikingly similar to that of the solar system, with the four giant planets surrounding a warm dust belt analogous to the Asteroid Belt, and themselves being surrounded by a cold dust belt analog to the Kuiper Belt (e.g. [Faramaz et al. 2021](#)). HR 8799 is therefore of special interest to search for the presence of a magnetic field to improve our understanding of the magnetospheric interactions between the host star and the planets. HR 8799 is also identified as a λ Bootis star. One of the scenarios to explain λ Bootis-like chemical abundances suggests that planetary bodies could perturb the orbits of comets and volatile-rich objects, likely sending them toward the star and possibly polluting it ([Gray & Corbally 2002](#)).

In the following, we describe the PEPSI spectropolarimetric observations, the methodology of our analysis and present the results of the magnetic field measurements (Sect. 2). In Sect. 3 we discuss the implication of our results on future studies of A-type stars with different pulsational characteristics.

2 OBSERVATIONS AND MAGNETIC FIELD MEASUREMENTS

Both stars were observed with PEPSI on the LBT on 2022 September 15. A description of the spectropolarimetric mode of PEPSI and the data reduction are discussed in the works by [Strassmeier, Carroll, & Ilyin \(2023\)](#) and [Hubrig et al. \(2021\)](#). Three grisms per PEPSI spectrograph arm cover the wavelength range from 3837 to 9067 Å. All polarimetric spectra

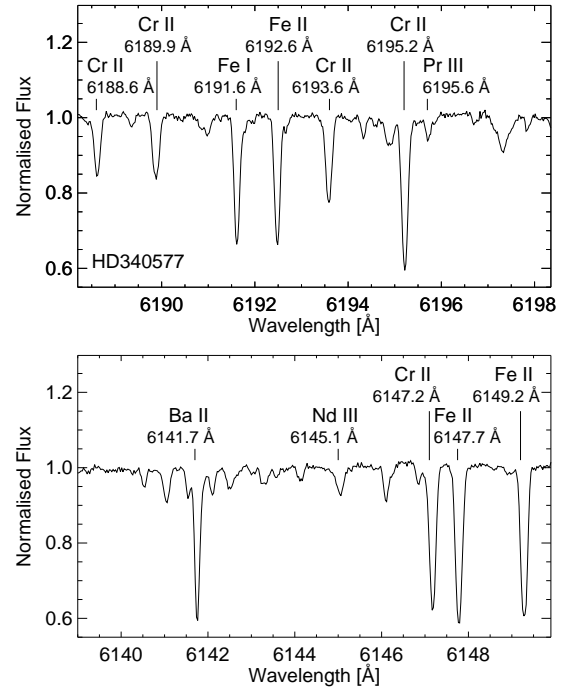


Figure 1. Portions of the PEPSI spectrum of HD 340577 around the expected positions for Nd III 6145.1 Å (bottom panel) and Pr III 6195.6 Å (top panel). A few other spectral lines that are typical of A-type stars are also identified.

have a fixed spectral resolution of $R \sim 130\,000$ corresponding to 0.06 Å at 7600 Å. We used cross dispersers CD II covering 4236 – 4770 Å and CD IV covering 5391 – 6289 Å. With an exposure time of about 5 min for one retarder angle we could achieve for HD 340577 a signal-to-noise ratio of about 250 whereas for the bright star HR 8799 we needed only 2.3 min for one retarder angle to achieve a signal-to-noise ratio of 630.

Similar to our previous studies, to measure the mean longitudinal magnetic field and to increase the signal-to-noise ratio, we employed the least-squares deconvolution (LSD) technique. The details of this technique, as well as how the LSD Stokes I , Stokes V , and diagnostic null spectra are calculated, were presented by [Donati et al. \(1997\)](#). To evaluate, whether the detected features are spurious or definite detections, we followed the generally adopted procedure to use the false alarm probability (FAP) based on reduced χ^2 test statistics ([Donati, Semel & Rees 1992](#)): the presence of a Zeeman signature is considered as a definite detection if $\text{FAP} \leq 10^{-5}$, as a marginal detection if $10^{-5} < \text{FAP} \leq 10^{-3}$, and as a non-detection if $\text{FAP} > 10^{-3}$.

The inspection of the PEPSI Stokes I spectra of both, the Ap star HD 340577 and the γ Dor star HR 8799 reveals that the spectral lines belonging to the rare earth elements (REE) Pr and Nd are very weak, in contrast to those usually observed in magnetic Ap stars (see for comparison e.g. fig. 1 in [Hubrig et al. 2018](#)). In the γ Dor star HR 8799, even one of the strongest Nd lines, the Nd III 6145.1 Å line, can hardly be identified in the spectrum. In Figs. 1 and 2 we present portions of the PEPSI Stokes I spectra of both stars around the expected positions for Nd III 6145.1 Å and Pr III 6195.6 Å.

Magnetic Ap stars also generally display non-uniform horizontal and vertical distributions of chemical elements with

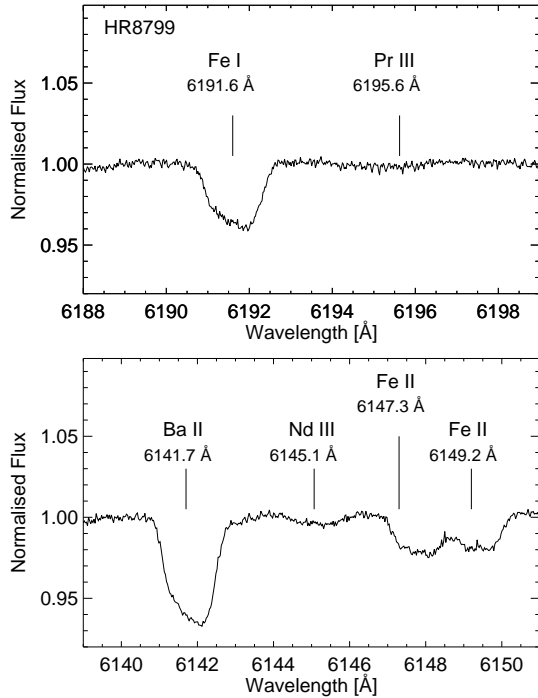


Figure 2. As Fig. 1 for the γ Dor star HR 8799.

certain elements showing a preferential surface concentration close to the magnetic poles while other elements concentrate closer to the magnetic equator regions. Combining lines belonging to different elements altogether, as is frequently done with the LSD technique, may lead to the dilution of the magnetic signal or even to its (partial) cancellation, if enhancements of different elements occur in regions of opposite magnetic polarity. Therefore, several line lists corresponding to different elements in different ionization states are usually created to investigate the potential impact of the non-uniform element distribution. Line masks corresponding to the spectral types of both stars were constructed using the Vienna Atomic Line Database (VALD3; Kupka, Dubernet & the VAMDC Collaboration 2011). We created for HD 340577 in total seven masks: one line mask each for the neutral Fe I and Mn I and for the five first ions Ti II, Cr II, Fe II, Ba II, and the REE Eu II. All of them contain the least blended best identified spectral lines. For HR 8799, we created five line masks, for the neutral Ca I and Fe I, the first ions Ti III and Fe II, and for Cr I and Cr II together. We had to combine Cr I and Cr II due to the small number of identified unblended Cr I/II lines.

The results of the LSD magnetic field measurements using different line masks are presented for the Ap star HD 340577 in Fig. 3 and for the γ Dor star HR 8799 in Fig. 4. In these figures, the first plots on the left show our measurements using a mask containing the lines of all elements. In total, 67 spectral lines were used in the line list for the measurements of HD 340577 whereas the number of lines used for the faster rotating HR 8799 was only 35. Our measurements show that HD 340577 possesses a rather strong mean longitudinal magnetic field, up to more than 600 G measured in the Ba II lines. The fact that the measurements using individual masks constructed for different ions show differences

in the field strengths, suggests that the lines belonging to the elements Ti and Cr with the lowest field strengths form at some distance from the magnetic pole whereas other elements form closer to the magnetic pole. The difference in the field strengths between the measurements using Fe I and Fe II masks might indicate a vertical Fe stratification. For all measurements the FAP for the field detection in HD 340577 is less than $< 10^{-8}$.

No magnetic field is detected in our measurements using any of the six line masks constructed for the γ Dor star HR 8799. Our simulations of a Zeeman feature with an amplitude corresponding to the noise level in the measurements using the line mask containing all lines indicates a detection limit of just 9 Gauss. For all elements the line profiles centered at $V_R = -12.4 \text{ km s}^{-1}$ in the Stokes I spectra show asymmetric profiles, probably caused by the presence of γ Dor-like pulsations. The early GAIA DR3 (Gaia Collaboration 2016; Gaia Collaboration et al. 2021) places the closest stellar objects on the sky at 57.8 arcsec (TYC 1718-851-1, G0, $G = 9.46 \text{ mag}$, $V_R = 17.45 \text{ km s}^{-1}$) and 188.4 arcsec (TIC 315386410, Horizontal Branch Star, $G = 15.73 \text{ mag}$, $V_R = -145.2 \text{ km s}^{-1}$).

Infrared observations of HR 8799 indicate the presence of an inner warm disk in the system (Reidemeister et al. 2009; Su et al. 2009, 2013). This disk is unresolved and its properties are still poorly constrained. They have been inferred based only on associated SED fits and dynamical stability arguments. These models place the inner edge of the warm disk somewhere in the region between 2 – 6 au (see Kennedy & Wyatt 2014; Contro et al. 2016).

The Stokes I spectra of HR 8799 presented in Fig. 4 show that, apart from the LSD Stokes I absorption profiles associated with the star, other absorption features, depending on the line mask used in the LSD retrieval, are detectable on the blue and red sides around $130 - 150 \text{ km s}^{-1}$ in absolute values. It is not entirely clear what the origin of these secondary signatures is. Their appearance can be expected in the LSD technique if the lines selected for the line masks have close neighbouring spectral lines or due to the small number of lines in the line masks. Importantly, HR 8799 was detected at soft X-ray energies with the Chandra ACIS-S detector in a 10 ks exposure by Robrade & Schmitt (2010). Since the λ Boo chemical abundances are usually explained involving an accretion scenario and stellar accretion signatures generally yield rather soft X-ray spectra, our considerations of the presence of an accreting warm gas disk around HR 8799 may probably be discussed as a working scenario.

3 DISCUSSION

So far, no systematic search for magnetic fields was carried out in δ Sct and γ Dor stars. Using a snapshot of the Ap star HD 340577, for which δ Sct-like pulsations were recently detected in TESS data, with the PEPSI spectropolarimeter we discover a quite strong mean longitudinal magnetic field with $\langle B_z \rangle = 396 \pm 27 \text{ G}$ using a line mask constructed for various elements. As of today, HD 340577 possesses the strongest magnetic field among the previously reported magnetic field detections in stars with δ Sct-like pulsations. While no signs for multiplicity have been detected so far for HD 340577, it is still possible that the recorded δ Sct-like pulsations origi-

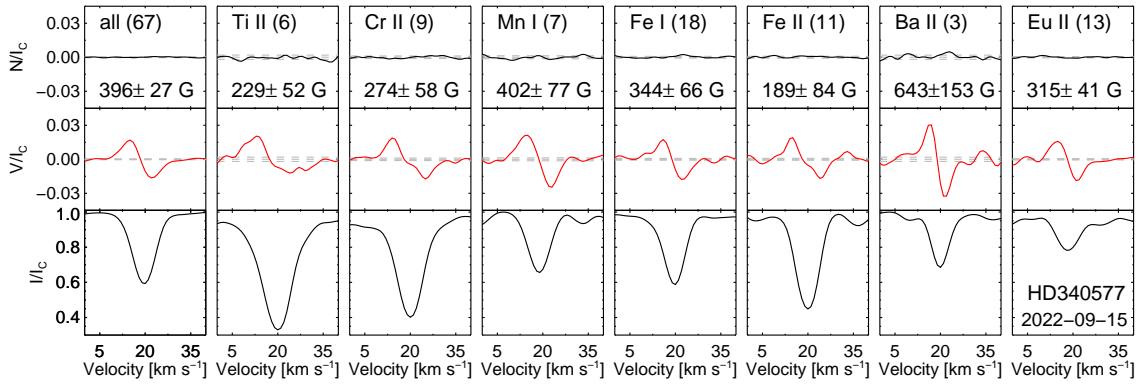


Figure 3. LSD Stokes I , V , and diagnostic null N spectra (from bottom to top) calculated for HD 340577, for the mask with all lines and the masks for individual ions. The numbers in brackets relate to the number of lines used in each individual mask. The grey horizontal lines in the Stokes V and N spectra indicate the $\pm 1\sigma$ error bars. Stokes V spectra are highlighted in red.

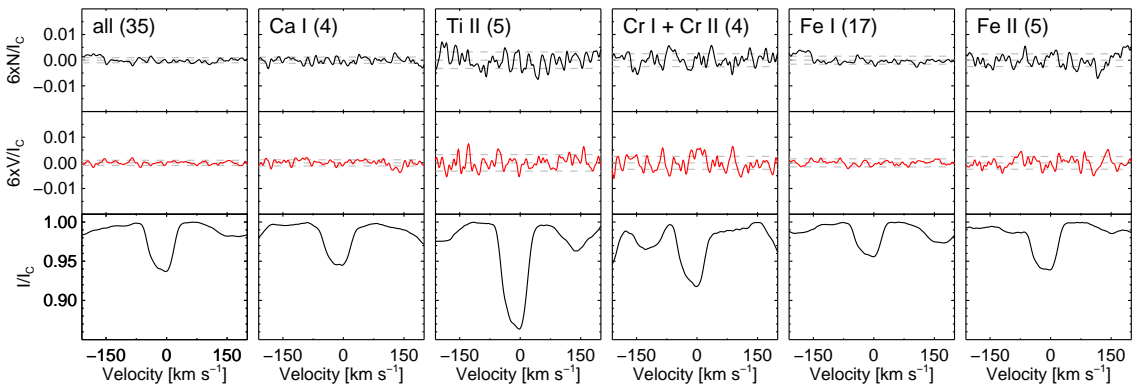


Figure 4. As Fig. 3 for the γ Dor star HR 8799. The Stokes V and N spectra are magnified for better visibility.

nate in an undetected companion. Obviously, future spectroscopic time series are needed to decide if the pulsations indeed originate in the Ap star. Assuming a dipole field configuration we estimate for HD 340577 a minimum dipole strength of ~ 1.2 kG using the relation $B_d \geq 3 |\langle B_z \rangle_{\max}|$ (Babcock 1958). Our results are just slightly outside of the reported boundary of 1 kG, for which previous model calculations indicate that low-overtone p modes are not suppressed.

As is mentioned in Sect. 1, Murphy et al. (2020) detected the hybrid pulsator KIC 11296437 with a considerably stronger magnetic field, but this detection is still pending a confirmation by spectropolarimetric observations. The next strongest field, $\langle B_z \rangle = 350 \pm 100$ G was reported for the δ Sct star HD 184471 by Kudryavtsev et al. (2006), who used the Main Stellar Spectrograph installed on the 6-m telescope at the Special Astrophysical Observatory in Russia. However, HD 184471 is a member of a spectroscopic binary (Mathys 2017) and there has not been a study yet to confirm that the δ Sct-like pulsations originate in the primary component.

It is conspicuous that both HD 340577 and HD 184471 belong to the group of very slowly rotating Ap stars with rotation periods of 116.7 d and 50.8 d, respectively (Mathys, Kurtz, & Holdsworth 2022, and references therein). One more magnetic Ap star, HD 191742, with $\langle B_z \rangle$ between 0.6 and 1.8 kG is reported by Mathys, Kurtz, & Holdsworth (2022) as a δ Sct candidate. Furthermore, Mathys (2017) reported on two other Ap stars with very long periods, HD 965

and HD 55719, which exhibit in their polarimetric spectra crossover that cannot be accounted for by rotation. These two stars also appear to be good candidates for the search of low- or high-overtone p -mode pulsations. Since δ Sct variables with magnetic fields are extremely rare among Ap stars, it appears more appropriate to narrow the focus of the search for δ Sct pulsations towards the sample of Ap stars with long rotation periods.

HD 340577 appears to be similar to typical magnetic Ap stars, apart from the rather low Pr and Nd abundances. Interestingly, long ago, Cowley & Henry (1979) mentioned five stars characterized by strong lines of Fe-peak elements and REE lines weaker than usually observed in Ap stars. Later, Kochukhov et al. (2006) reported that also the Ap star HD 133792 belongs to this group. It is striking that low Pr and Nd abundances were in the past also reported for the two rapidly oscillating Ap stars β CrB and HD 116114 with the lowest pulsation amplitudes and rather long pulsation periods, 16.2 min and 21.2 min, respectively (see e.g. Kurtz, Elkin, & Mathys 2007 and references therein). Alentiev et al. (2012) compared the chemical composition of the roAp star HD 177765 with the element abundances in the atmosphere of the roAp star β CrB (both with long pulsation periods) and reported that both stars exhibit a pronounced CeEu ionization anomaly but not the PrNd anomaly, which is typical for roAp stars with shorter pulsation periods. Future studies of the chemical composition of

HD 340577 using high-resolution spectra with a better spectral coverage are necessary to confirm this trend also for this star.

The high-order g modes commonly observed in γ Dor stars are expected to be heavily damped by magnetic fields stronger than $1 - 4$ kG, with the damping being stronger for higher radial orders (Murphy et al. 2020). No magnetic field detection has been reported in the past for any star with γ Dor pulsations. Also our measurements of the γ Dor star HR 8799 confirm the absence of a magnetic field with an upper limit of ~ 9 G. According to Murphy et al. (2020), the strong damping in γ Dor can perhaps be attributed to the dominant horizontal motions of their g modes, which would strongly disturb magnetic field lines.

ACKNOWLEDGEMENTS

We would like to thank the anonymous referee for their suggestions. This work is based on observations carried out with the PEPSI spectropolarimeter. PEPSI was made possible by funding through the State of Brandenburg (MWFK) and the German Federal Ministry of Education and Research (BMBF) through their Verbundforschung grants 05AL2BA1/3 and 05A08BAC. LBT Corporation partners are the University of Arizona on behalf of the Arizona university system; Istituto Nazionale di Astrofisica, Italy; LBT Beteiligungsgesellschaft, Germany, representing the Max-Planck Society, the Leibniz-Institute for Astrophysics Potsdam (AIP), and Heidelberg University; the Ohio State University; and the Research Corporation, on behalf of the University of Notre Dame, the University of Minnesota and the University of Virginia.

DATA AVAILABILITY

The PEPSI data can be obtained from the authors upon reasonable request.

REFERENCES

- Alentiev D., Kochukhov O., Ryabchikova T., Cunha M., Tsymbal V., Weiss W., 2012, *MNRAS*, 421, L82
- Babcock H. W., 1958, *ApJS*, 3, 141
- Balona L. A., Krisciunas K., Cousins A. W. J., 1994, *MNRAS*, 270, 905
- Contro B., Horner J., Wittenmyer R. A., Marshall J. P., Hinse T. C., 2016, *MNRAS*, 463, 191
- Donati J.-F., Semel M., Rees D. E., 1992, *A&A*, 265, 669
- Cowley C. R., Henry R., 1979, *ApJ*, 233, 633
- Donati J.-F., Semel M., Carter B. D., Rees D. E., Collier Cameron A., 1997, *MNRAS*, 291, 658
- Faramaz V., et al., 2021, *AJ*, 161, 271
- Gaia Collaboration, et al., 2016, *A&A*, 595, A1
- Gaia Collaboration, et al., 2021, *A&A*, 649, A1
- Gray R. O., Corbally C. J., 2002, *AJ*, 124, 989
- Grigahcène A., Dupret M.-A., Gabriel M., Garrido R., Scuflaire R., 2005, *A&A*, 434, 1055
- Hubrig S., Järvinen S. P., Madej J., Bychkov V. D., Ilyin I., Schöller M., Bychkova L. V., 2018, *MNRAS*, 477, 3791
- Hubrig S., Järvinen S. P., Ilyin I., Strassmeier K. G., Schöller M., 2021, *MNRAS*, 508, L17

- Hubrig S., Schöller M., 2021, “Magnetic Fields in O, B, and A Stars”, ISBN: 978-0-7503-2390-1. IOP ebooks. Bristol, UK: IOP Publishing
- Järvinen S. P., Hubrig S., Scholz R.-D., Niemczura E., Ilyin I., Schöller M., 2018, *MNRAS*, 481, 5163
- Kennedy G. M., Wyatt M. C., 2014, *MNRAS*, 444, 3164
- Kochukhov O., Tsymbal V., Ryabchikova T., Makaganyk V., Bagunulo S., 2006, *A&A*, 460, 831
- Koen C., et al., 2001, *MNRAS*, 326, 387
- Kudryavtsev D. O., Romanyuk I. I., Elkin V. G., Paunzen E., 2006, *MNRAS*, 372, 1804
- Kupka F., Dubernet M.-L., VAMDC Collaboration, 2011, *Baltic Astronomy*, 20, 503
- Kurtz D. W., Elkin V. G., Mathys G., 2007, *MNRAS*, 380, 741
- Kurtz D. W., Hubrig S., González J. F., van Wyk F., Martínez P., 2008, *MNRAS*, 386, 1750
- Li G., Van Reeth T., Bedding T. R., Murphy S. J., Antoci V., Ouazzani R.-M., Barbara N. H., 2020, *MNRAS*, 491, 3586
- Renson P., Manfroid J., 2009, *A&A*, 498, 961
- Marois C., et al., 2008, *Sci.*, 322, 1348
- Mathys G., Lanz T., 1992, *A&A*, 256, 169
- Mathys G., Kurtz D. W., Holdsworth D. L., 2022, *A&A*, 660, A70
- Mathys G., 2017, *A&A*, 601, A14
- Murphy S. J., Saio H., Takada-Hidai M., Kurtz D. W., Shibahashi H., Takata M., Hey D. R., 2020, *MNRAS*, 498, 4272
- Neiner C., Wade G. A., Sikora J., 2017, *MNRAS*, 468, L46
- Reidemeister M., Krivov A. V., Schmidt T. O. B., Fiedler S., Müller S., Löhne T., Neuhäuser R., 2009, *A&A*, 503, 247
- Robrade J., Schmitt J. H. M. M., 2010, *A&A*, 516, A38
- Saio H., 2005, *MNRAS*, 360, 1022
- Sódor Á., et al., 2014, *A&A*, 568, A106
- Strassmeier K. G., et al., 2015, *Astron. Nachr.*, 336, 324
- Strassmeier K. G., Carroll T. A., Ilyin I. V., 2023, arXiv:2305.07470
- Su K. Y. L., et al., 2009, *ApJ*, 705, 314
- Su K. Y. L., et al., 2013, *ApJ*, 763, 118
- Wright D. J., et al., 2011, *ApJL*, 728, L20
- Zwintz K., et al., 2020, *A&A*, 643, A110

This paper has been typeset from a $\text{\TeX}/\text{\LaTeX}$ file prepared by the author.