

Fixed-Point Algorithm for Solving the Critical Value and Upper Tail Quantile of Kuiper's Statistics

Hong-Yan Zhang*, Wei Sun, Xiao Chen, Rui-Jia Lin and Yu Zhou

School of Information Science and Technology, Hainan Normal University, Haikou 571158, China

March 26, 2024

Abstract

Kuiper's statistic is a good measure for the difference of ideal distribution and empirical distribution in the goodness-of-fit test. However, it is a challenging problem to solve the critical value and upper tail quantile, or simply Kuiper pair, of Kuiper's statistics due to the difficulties of solving the nonlinear equation and reasonable approximation of infinite series. In this work, the contributions lie in three perspectives: firstly, the second order approximation for the infinite series of the cumulative distribution of the critical value is used to achieve higher precision; secondly, the principles and fixed-point algorithms for solving the Kuiper pair are presented with details; finally, finally, a mistake about the critical value c_n^α for $(\alpha, n) = (0.01, 30)$ in Kuiper's distribution table has been labeled and corrected where n is the sample capacity and α is the upper tail quantile. The algorithms are verified and validated by comparing with the table provided by Kuiper. The methods and algorithms proposed are enlightening and worth of introducing to the college students, computer programmers, engineers, experimental psychologists and so on.

Keywords: Kuiper's statistic; Upper tail quantile; Fixed-point; Numerical approximation; Algorithm Design; STEM education

Contents

1	Introduction	2
2	Preliminaries	4
2.1	Principle of Iterative Method for Fixed-Point	4
2.2	Unified Framework and Algorithm for Solving Fixed-point	5
3	Computational Method of Critical Value and Quantile for Kuiper's Test	6
3.1	Computation of Kuiper's Critical Value in V_n -test	6
3.1.1	Direct Iterative Method	6
3.1.2	Newton's Iterative Method	7
3.1.3	Kuiper's Pair for Kuiper's V_n -test	8
3.2	Computation of the Pairs for Kuiper's $V_{n,n}$ -Test	8
4	Fixed-Point Algorithms for Solving the Pair of Kuiper's Test	9
4.1	Auxiliary Procedures	9
4.2	Updating Mapping	12
4.3	Algorithms for Solving the Kuiper Pair for V_n -test and $V_{n,n}$ -test	12
4.4	Algorithms for Solving the Upper/Lower Tail Quantile and Inverse of CDF	13

*Corresponding author: Hong-Yan Zhang; email: hongyan@hainnu.edu.cn; ORCID: 0000-0002-4400-9133

5	Verification and Validation	14
5.1	An Error in Kuiper's Numerical Results	14
5.2	Table of Kuiper pair of V_n -test for $n = 10$	15
5.3	Special case of Sufficiently Large Number of Samples	15
5.4	Kuiper pair for Kuiper's $V_{n,n}$ -test	16
5.5	Cumulative Distribution Function for Kuiper's V_n -test	16
6	Discussion	17
6.1	An Alternative Choice of Non-linear Function for V_n -test	17
6.2	Choices of Initial Value for the Critical Value	18
6.3	Limitation of Kuiper's First Order Approximation for the Cumulative Distribution Function	18
7	Conclusion	18

1 Introduction

In statistics, for two cumulative distribution functions (CDF) $F_1(x)$ and $F_2(x)$, Kuiper's test [1–10] is defined by

$$V = D^+ + D^- = \sup_x [F_1(x) - F_2(x)] + \sup_x [F_2(x) - F_1(x)] \quad (1)$$

where the discrepancy statistics

$$D^+ = \sup_{x \in \mathbb{R}} [F_1(x) - F_2(x)], \quad D^- = \sup_{x \in \mathbb{R}} [F_2(x) - F_1(x)] = - \inf_{x \in \mathbb{R}} [F_1(x) - F_2(x)] \quad (2)$$

represent the maximum deviation above and below the two cumulative distribution functions being compared, respectively. The trick with Kuiper's test is to use the quantity $D^+ + D^-$ as the test statistic instead of $\sup_x |F_1(x) - F_2(x)|$ in Kolmogrov-Smirnov test. This small change makes Kuiper's test as sensitive in the tails as at the median and also makes it invariant under cyclic transformations of the independent variable. The Kuiper's test is useful for the goodness-of-fit test, also named by distribution fitting test. Exactly speaking, there are two types of Kuiper's test [1]

- V_n -test, which is used for comparing two distributions with n samples;
- $V_{n,m}$ -test, which is used for comparing two distributions with n and m samples respectively.

Suppose that $F_{V_n}(x)$ is the CDF of the Kuiper's statistic V_n , α is the *upper tail probability*¹ for the Kuiper's test statistic and v_n^α is the *upper tail quantile* (UTQ, also named *upper tail fractile*) for V_n , then

$$\alpha = \Pr \{V_n > v_n^\alpha\} = 1 - \Pr \{V_n \leq v_n^\alpha\} = 1 - F_{V_n}(v_n^\alpha). \quad (3)$$

Formally, we have

$$v_n^\alpha = F_{V_n}^{-1}(1 - \alpha). \quad (4)$$

For $\forall \alpha \in [0, 1]$, we always have

$$v_{1-\alpha}^n = v_n^\alpha \quad (5)$$

where $v_{1-\alpha}^n$ is the lower tail quantile for the lower tail probability $1 - \alpha$. Therefore,

$$v_\alpha^n = v_n^{1-\alpha} = F_{V_n}^{-1}(\alpha), \quad \forall \alpha \in [0, 1], \quad (6)$$

which implies that *solving the lower or upper tail probability is equivalent to solve the inverse of the CDF*. Unfortunately, there is no simple expression for $F_{V_n}(\cdot)$ and it is difficult to calculate the inverse $F_{V_n}^{-1}(\cdot)$.

¹The upper tail probability will be the upper tail significance level or the probability of first type error in hypothesis test.

Moreover, for sufficiently large n , the statistic $V_n = D_n^+ + D_n^-$ will approach to 0, which implies that the curve of $F_{V_n}(x)$ will become more and more steep with the increasing of n and

$$\lim_{n \rightarrow \infty} F_{V_n}(x) = \begin{cases} 1, & x \geq 0; \\ 0, & x < 0. \end{cases} \quad (7)$$

Although the Kuiper's test has been proposed for about 50 years, it is not widely known to college students, computer programmers, engineers, experimental psychologist and so on partly due to the difficulty of solving the upper tail quantile and partly due to the lack of open software for automatic calculation. Let

$$K_n = \sqrt{n} \cdot V_n = \sqrt{n} \cdot (D_n^+ + D_n^-) \quad (8)$$

be the Kuiper's K_n statistic of critical value for the V_n -test, Kuiper [1, 11] pointed out that

$$\Pr \{K_n \leq c\} = 1 - \sum_{j=1}^{\infty} 2(4j^2c^2 - 1)e^{-2j^2c^2} + \frac{8}{3\sqrt{n}}c \sum_{j=1}^{\infty} j^2(4j^2c^2 - 3)e^{-2j^2c^2} + \mathcal{O}\left(\frac{1}{n}\right), \quad (9)$$

for the positive critical value c . It should be noted that the upper bound for the approximation error is $\mathcal{O}(n^{-1})$, which implies this formula is appropriate for large sample capacity n . Kuiper's approximation

$$\alpha = \Pr \{K_n > c\} \approx \left[-2 + \frac{8}{\sqrt{n}}c + 8c^2 - \frac{32}{3\sqrt{n}}c^3 \right] e^{-2c^2}, \quad c > \frac{6}{5}, \quad (10)$$

for solving c is based on the terms in which $j = 1$ of the two infinite series in (9). There are some disadvantages for this approximation:

- the terms in which $j = 2$ in the two infinite series have been ignored, which not only reduces the numerical precision of the solution c due to the term $\mathcal{O}(n^{-1})$ for small n but also reduces the feasible region for the initial value of c , denoted by c_{guess} , in numerical computation;
- the condition $c > 6/5$ is not appropriate and smaller lower bound for c is allowed.

Stephens [2] proposed the modified statistic for the replacement of V_n , but his approximation

$$\alpha = (8c^2 - 2)e^{-2c^2}, \quad (11)$$

is based on the first term of the first infinite series in (12). Obviously, this approximation does not depend on the parameter n and its precision will be affected significantly. In other words, this approximation just works well for sufficiently large n , which means that the number of random samples should be large enough in the sense of data analysis. Furthermore, Kuiper discussed the $V_{n,n}$ -test but Stephens ignored it. It is a common dark side of both Kuiper's work and Stephens's work that there are lack of numerical algorithms for solving the numerical solution to the critical value c for the given upper tail probability α in the era of 1960s and 1970s when only a few people can use computers and the computer science was not fully developed.

It is easy to find that the two infinite sequences in (9) converge rapidly and it is a better approximation if we consider the first two terms when compared with the schemes taken by Kuiper and Stephens. By taking the first two terms for the infinite series, we can deduce that

$$\begin{aligned} \alpha = \Pr \{K_n > c\} &= \sum_{j=1}^{\infty} 2(4j^2c^2 - 1)e^{-2j^2c^2} - \frac{8}{3\sqrt{n}}c \sum_{j=1}^{\infty} j^2(4j^2c^2 - 3)e^{-2j^2c^2} + \mathcal{O}\left(\frac{1}{n}\right) \\ &\approx \left[2(4c^2 - 1) - \frac{8}{3\sqrt{n}}c(4c^2 - 3) \right] e^{-2c^2} + \left[2(16c^2 - 1) - \frac{32}{3\sqrt{n}}c(16c^2 - 3) \right] e^{-8c^2} \\ &= \left[-2 + \frac{8}{\sqrt{n}}c + 8c^2 - \frac{32}{3\sqrt{n}}c^3 \right] e^{-2c^2} + \left[-2 + \frac{32}{\sqrt{n}}c + 32c^2 - \frac{512}{3\sqrt{n}}c^3 \right] e^{-8c^2}. \end{aligned} \quad (12)$$

This approximation is a second order approximation for infinite series about the index j , which is more reasonable due to the term $\mathcal{O}(n^{-1})$ in (12).

In this paper, our emphasis is put on the numerical algorithms for automatic approaches for solving the upper tail critical value and quantile of Kuiper's statistic. The contents of this paper are organized as follows: Section 2 gives the preliminaries about the principle and algorithm for fixed-point equation; Section 3 focuses on the computational method for solving Kuiper's pairs of V_n -test and $V_{n,n}$ -test; Section 4 presents the algorithms with pseudo-code; Section 5 demonstrates the numerical results which is comparable with Kuiper's original results; Section 6 discussed the impact of the choices of nonlinear equation and initial value on the numerical solution; and finally Section 7 is the conclusion.

2 Preliminaries

2.1 Principle of Iterative Method for Fixed-Point

Although there are various fixed-point theorems [12,13] for different situation and applications, we just consider the fixed-point iterative method for solving nonlinear equations according to our objective of solving Kuiper's pairs $\langle c_n^\alpha, v_n^\alpha \rangle$ and $\langle c_{n,n}^\alpha, v_{n,n}^\alpha \rangle$.

For a nonlinear equation

$$f(x) = 0, \quad x \in [a, b] \quad (13)$$

usually we can convert it into a fixed-point equation equivalently

$$x = T(f, x), \quad x \in [a, b] \quad (14)$$

where $f(\cdot)$ is a mapping and $T(\cdot, \cdot)$ is a contractive operator. There are two typical categories of fixed-point equation:

(i) Direct iterative scheme

$$x_{i+1} = T(f_{\text{ctm}}(x_i), x_i) = f_{\text{ctm}}(x_i) \quad (15)$$

which depends on the function f_{ctm} .

(ii) Newton's iterative scheme

$$x_{i+1} = T(f_{\text{nlm}}(x_i), x_i) = x_i - \frac{f_{\text{nlm}}(x_i)}{f'_{\text{nlm}}(x_i)}, \quad (16)$$

which depends not only on the equivalent nonlinear mapping $f_{\text{nlm}}(x)$ from

$$\phi(x) = 0 \iff f_{\text{nlm}}(x) = 0 \quad (17)$$

but also on its derivative $f'_{\text{nlm}}(x)$.

We remark that the strings "ctm" and "nlm" in the subscripts means contractive mapping and nonlinear mapping respectively.

The initial value, say x_{guess} , should be set carefully since there is a domain for the contractive mapping T generally. For mathematicians, it is necessary to prove the feasibility of choice x_{guess} . For engineers and computer programmers, they may prefer to draw the curve of $y = x - T(f, x)$ for $x \in [a, b]$ and observe the interval for of the root to set the initial value x_{guess} , which is more intuitive and efficient than rigorous mathematical analysis.

The stopping condition for the iterative method is satisfied by the Cauchy's criteria for the convergent sequence $\{x_i : i = 0, 1, 2, 3, \dots\}$

$$d(x_{i+1}, x_i) < \epsilon \quad (18)$$

where ϵ denotes the precision and $d(\cdot, \cdot)$ is a metric for the difference of the current value of x , say x_{guess} and its updated version, say x_{improve} . The simplest choice of $d(\cdot, \cdot)$ is the absolute value function for $x \in [a, b] \in \mathbb{R}$, i.e.,

$$d(x_i, x_{i+1}) = d(x_{i+1}, x_i) = |x_{i+1} - x_i| \quad (19)$$

For practical problems arising in various fields, there may be some extra parameters in the function ϕ , say $\phi(x, \alpha, n)$ where α is a real number, n is an integer, where the order of x, α, n is not important².

²In other words, both $\phi(x, \alpha, n)$ and $\phi(x, n, \alpha)$ are feasible and correct for computer programming.

In general, we can use the notations $\phi(x, \mu_1, \dots, \mu_r)$, $f(x, \mu_1 \dots \mu_r)$ and $T(f, x, \mu_1, \dots, \mu_r)$ to represent the scenario when there are some extra parameters. We remark that the derivative of $f(x, \mu_1, \dots, \mu_r)$ with respect to the variable x should be calculated by

$$f'(x, \mu_1, \dots, \mu_r) = \lim_{\Delta x \rightarrow 0} \frac{f(x + \Delta x, \mu_1, \dots, \mu_r) - f(x, \mu_1, \dots, \mu_r)}{\Delta x} \quad (20)$$

for the Newton's iterative method.

It should be remarked the abstraction level is essential for designing feasible algorithm to solve the fixed-point of the form

$$x = T(f, x, \mu_1, \dots, \mu_r) = \mathcal{T}_*^*(f, x), \quad x \in [a, b] \quad (21)$$

for the contractive mapping T or its equivalent form \mathcal{T}_*^* , which is called the *updating function* in programming language. Note that the extra parameters μ_1, \dots, μ_r are moved to upper subscript $*$ and subscript $*$ such that $(*, *) = (\mu_1, \dots, \mu_r)$ in order to emphasize the key variable x and function f . In the sense of functional analysis, the T or \mathcal{T}_*^* in (21) is an abstract function. By comparison, in the sense of programming language in computer science, the T or \mathcal{T}_*^* is a *high order function* and f is a function object which is called a *pointer to function* in C/C++98, or a *λ -expression* in Lisp/Haskell/Julia/Python/C++11/Java, or *function handle* in Octave/MATLAB, and so on.

2.2 Unified Framework and Algorithm for Solving Fixed-point

We now give the pseudo-code for the fixed-point algorithms with the concepts of high order function and function object, please see **Algorithm 1**. Note that the order for the list of arguments can be set according to the programmer's preferences. If a default value for the x_{guess} should be configured, it is wise to set the x_{guess} as the last formal argument for the convenience of implementation with some concrete computer programming language such as the C++.

Algorithm 1 Unified Framework for Solving the Fixed-Point of $x = \mathcal{T}_*^*(f, x) = T(f, x, \mu_1, \dots, \mu_r)$

Input: Contractive mapping T as the updatator which is a high order function, function object f for the f_{nlm} or f_{ctm} , function object d for the distance $d(x_i, x_{i+1})$, precision ϵ , initial value x_{guess} and extra parameters μ_1, \dots, μ_r with the same or different data types.

Output: Fixed-point x such that $x = \mathcal{T}_*^*(f, x) = T(f, x, \mu_1, \dots, \mu_r)$

```

1: function FIXEDPOINTSOLVER( $T, f, d, \epsilon, x_{\text{guess}}, \mu_1, \dots, \mu_r$ )
2:    $x_{\text{improve}} \leftarrow T(f, x_{\text{guess}}, \mu_1, \dots, \mu_r)$ ;
3:   while  $d(x_{\text{improve}}, x_{\text{guess}}) \geq \epsilon$  do
4:      $x_{\text{guess}} \leftarrow x_{\text{improve}}$ ;
5:      $x_{\text{improve}} \leftarrow T(f, x_{\text{guess}}, \mu_1, \dots, \mu_r)$ ;
6:   end while
7:   return  $x_{\text{improve}}$ ;
8: end function

```

In the sense of programming language and discrete mathematics, f is an ordinary (first order) function, T is a second order function and FIXEDPOINTSOLVE is a third order function.

Algorithm 2 Calculate the distance of x and y

Input: $x, y \in \mathbb{R}$

Output: The distance of x and y , i.e., $d(x, y)$

```

1: function DISTANCE( $x, y$ )
2:   dist  $\leftarrow |x - y|$ ; // if  $x, y \in \mathbb{R}^{n \times 1}$ , we can use the  $\ell^p$ -norm to get the distance by  $\|x - y\|_p$ 
3:   return dist;
4: end function

```

3 Computational Method of Critical Value and Quantile for Kuiper's Test

In this paper, our key issue here is to design algorithm to compute the $F_{V_n}^{-1}(1 - \alpha)$ for the given upper tail quantile α and the integer n .

3.1 Computation of Kuiper's Critical Value in V_n -test

Put

$$A_1(c, n) = -2 + \frac{8}{\sqrt{n}}c + 8c^2 - \frac{32}{3\sqrt{n}}c^3, \quad A_2(c, n) = -2 + \frac{32}{\sqrt{n}}c + 32c^2 - \frac{512}{3\sqrt{n}}c^3 \quad (22)$$

and substitute (22) into (12), we can obtain the key equation for specifying the critical value c for the given α and n as follows

$$\boxed{2c^2 + \ln \alpha = \ln \left[A_1(c, n) + A_2(c, n) \cdot e^{-6c^2} \right]}. \quad (23)$$

Let

$$f_{nlm1}(c, \alpha, n) = 2c^2 + \ln \alpha - \ln \left[A_1(c, n) + A_2(c, n) \cdot e^{-6c^2} \right], \quad (24)$$

where the digit 1 in the string "nlm1" means single n for the notation V_n , then the critical value c_α is the solution of the following non-linear equation

$$f_{nlm1}(c, \alpha, n) = 0 \quad (25)$$

where f_{nlm1} is a concrete version of $\phi(x, \mu_1, \dots, \mu_r) = 0$ with two extra parameters $\mu_1 = \alpha$ and $\mu_2 = n$. There are various methods for solving non-linear equation (25) and our method is based on the fixed-point theorem [12] and iterative algorithm.

A necessary condition for (12) is that $\alpha = \Pr \{ \sqrt{n} \cdot V_n > c \} > 0$ for any $n \in \mathbb{N}$. Let $n \rightarrow \infty$, we immediately have

$$A_1(\infty, c) = -2 + 8c^2 > 0, \quad A_2(\infty, c) = -2 + 32c^2 > 0. \quad (26)$$

Thus, we get the following necessary condition

$$c > \frac{1}{2} \quad (27)$$

for the function $g(c, \alpha, n)$. Kuiper [1] pointed out that a necessary condition for c is $c > 6/5 = 1.2$ when the first term is considered in the infinite series for (12). On the other hand, the larger the n is, the larger c is feasible according to the definition of critical value in the sense of large samples in statistics. Hence for fixed α and $n \rightarrow \infty$, we can find that c_∞^α gives the upper bound of the variable c . For $\alpha = 10^{-10}$, we can find that $c_\infty^\alpha \approx 3.7226 < 4$.

3.1.1 Direct Iterative Method

Let

$$f_{ctm1}(c, \alpha, n) = \sqrt{\frac{\ln \left[A_1(c, n) + A_2(c, n) \cdot e^{-6c^2} \right] - \ln \alpha}{2}}, \quad (28)$$

then (23) implies that

$$c = \mathcal{A}_n^\alpha(f_{ctm1}, c) = f_{ctm1}(c, \alpha, n). \quad (29)$$

It is easy to verify that $\mathcal{A}_n^\alpha(f_{ctm1}, \cdot)$ is a contractive mapping for the given positive integer n and upper tail probability $\alpha \in (0, 1)$ for appropriate domain of c , say $c \in (0.5, 2.5)$. Consequently, the fixed-point theorem implies that the iterative formula

$$c_{i+1} = \mathcal{A}_n^\alpha(f_{ctm1}, c_i), \quad i = 0, 1, 2, \dots \quad (30)$$

must converge if the initial value $c_{\text{guess}} \in (0.5, 2.5)$.

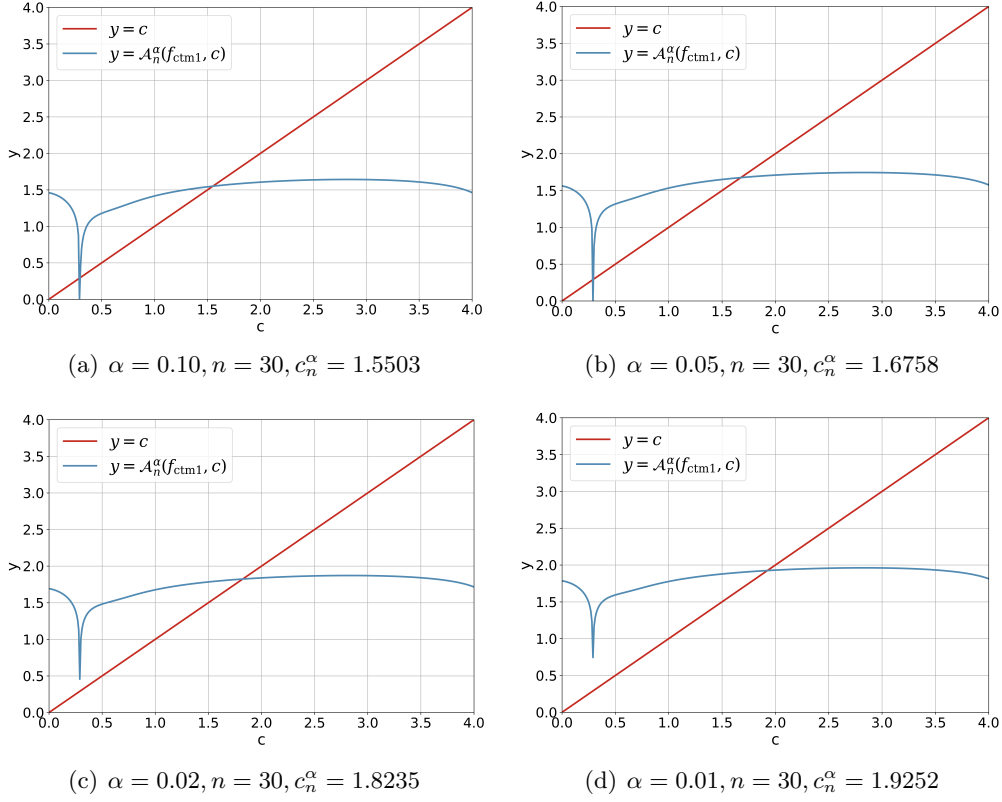


Figure 1: The intersection of $y = c$ and $y = \mathcal{A}_n^\alpha(f_{ctm1}, c) = f_{ctm1}(c, \alpha, n)$ for $\alpha \in \{0.10, 0.05, 0.02, 0.01\}$ and $n = 30$.

Figure 1 demonstrates the intersection of $y = \mathcal{A}_n^\alpha(f_{ctm1}, c)$ and $y = c$ clearly. It is easy to find that the absolute value of the derivative $|\frac{d}{dc}\mathcal{A}_n^\alpha(f_{ctm1}, c)| < 1$ (and it is small enough) for $c \in (0.5, 3)$ such that $\mathcal{A}_n^\alpha(f_{ctm1}, c)$ is a good contractive mapping. For $(\alpha, n) = (0.10, 30)$ and $(\alpha, n) = (0.05, 30)$, there are two intersection points for the line $y = c$ and the curve $y = \mathcal{A}_n^\alpha(f_{ctm1}, c)$, and the solutions $c_n^\alpha < 0.5$ are discarded. For $(\alpha, n) = (0.02, 30)$ and $(\alpha, n) = (0.01, 30)$, there is just one intersection point for the line $y = c$ and the curve $y = \mathcal{A}_n^\alpha(f_{ctm1}, c)$, and the feasible solution c_n^α is larger than 1.5. It is obvious that for the fixed n , the smaller the α is, the larger the c_n^α is.

3.1.2 Newton's Iterative Method

The Newton's iterative formula for Kuiper's V_n -test can be written by

$$c_{i+1} = \mathcal{B}_n^\alpha(f_{nlm1}, c_i) \quad (31)$$

where

$$\mathcal{B}_n^\alpha(f_{nlm1}, c) = c - \frac{f_{nlm1}(c, \alpha, n)}{f'_{nlm1}(c, \alpha, n)}, \quad (32)$$

is the Newton's updating function. The mapping $\mathcal{B}_n^\alpha(f_{nlm1}, c)$ is a contractive mapping for appropriate domain of c , say $c \in (1, 2)$. The initial value for the Newton's iterative method could be set by $c_{\text{guess}} = 1.2$.

Figure 2 shows the curve of $f_{nlm1}(c, \alpha, n)$ for $c \in (0, 3)$ and fixed α and n . It should be noted that the necessary condition $c > 1/2$ automatically rejects the possible root which lies in the open interval $(0, 0.5)$. Although the diagram in **Figure 2** is different its counterpart in **Figure 1**, the solution c_n^α obtained with the Newton's iterative method via $f_{nlm1}(c, \alpha, n)$ is the same as that obtained by the direct iterative method via $f_{ctm1}(c, \alpha, n)$.

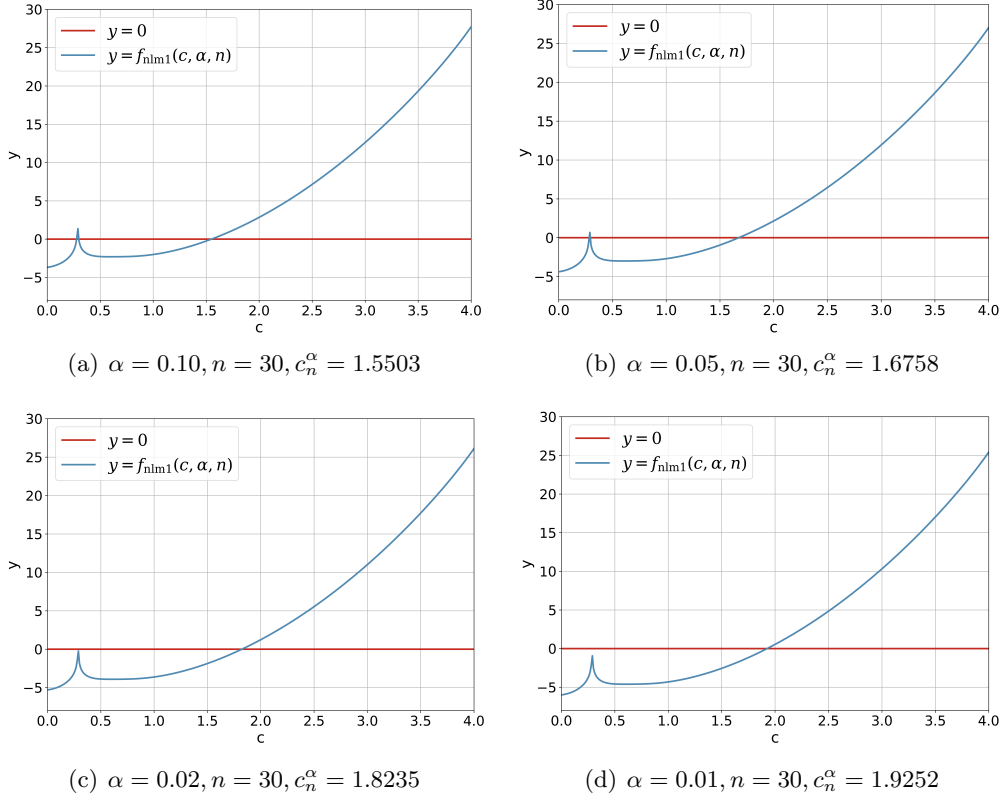


Figure 2: Curve and root of $f_{nlm1}(c, \alpha, n)$ for $\alpha \in \{0.10, 0.05, 0.02, 0.01\}$ and $n = 30$

3.1.3 Kuiper's Pair for Kuiper's V_n -test

With the help of the two contractive mappings $\mathcal{A}_n^\alpha(f_{ctm1}, \cdot)$ and $\mathcal{B}_n^\alpha(f_{nlm1}, \cdot)$, the fixed-point c_n^α for the equation (23) can be solved with the direct iterative method or Newton's iterative method, which is the critical value such that $\alpha = \Pr \{K_n > c_n^\alpha\}$. The relation of the critical value c_n^α and upper tail probability v_n^α can be expressed by

$$v_n^\alpha = \frac{c_n^\alpha}{\sqrt{n}} \quad (33)$$

since we have

$$\alpha = \Pr \{ \sqrt{n} \cdot V_n > c_n^\alpha \} = \Pr \{ V_n > c_n^\alpha / \sqrt{n} \} = \Pr \{ V_n > v_n^\alpha \} \quad (34)$$

by the definitions of critical value and upper tail probability. Once the critical value is obtained, the computation of upper tail quantile can be solved according to (33). This completes the computation of the Kuiper's pair $\langle c_n^\alpha, v_n^\alpha \rangle$ with the fixed-point method.

3.2 Computation of the Pairs for Kuiper's $V_{n,n}$ -Test

For the Kuiper's $V_{n,n}$ -test, there is also a formula for the upper tail probability [1, 14]

$$1 - \alpha = \Pr \{ \sqrt{n} \cdot V_{n,n} \leq c \} = 1 - \sum_{j=1}^{\infty} 2(2j^2 c^2 - 1) e^{-j^2 c^2} + \frac{1}{6n} \left[1 + \sum_{j=1}^{\infty} j^2 c^2 (2j^2 c^2 - 7) e^{-j^2 c^2} \right] + \mathcal{O} \left(\frac{1}{n^2} \right). \quad (35)$$

We can approximate the infinite series with the first and second term as done for the V_n -test, which implies that

$$\begin{aligned} \alpha &\approx 2(2c^2 - 1)e^{-c^2} + 2(8c^2 - 1)e^{-4c^2} - \frac{1}{6n} \left[1 + c^2(2c^2 - 7)e^{-c^2} + 4c^2(8c^2 - 7)e^{-4c^2} \right] \\ &= -\frac{1}{6n} + \left[2(2c^2 - 1) - \frac{c^2(2c^2 - 7)}{6n} \right] e^{-c^2} + \left[2(8c^2 - 1) - \frac{2c^2(8c^2 - 7)}{3n} \right] e^{-4c^2}. \end{aligned} \quad (36)$$

Let

$$U_1(c, n) = 2(2c^2 - 1) - \frac{c^2(2c^2 - 7)}{6n} - \frac{e^{c^2}}{6n}, \quad U_2(c, n) = 2(8c^2 - 1) - \frac{2c^2(8c^2 - 7)}{3n}, \quad (37)$$

then we can deduce that

$$\boxed{c^2 + \ln \alpha = \ln \left[U_1(c, n) + U_2(c, n)e^{-3c^2} \right]}. \quad (38)$$

Let

$$f_{\text{nlm2}}(c, \alpha, n) = c^2 + \ln \alpha - \ln \left[U_1(c, n) + U_2(c, n)e^{-3c^2} \right] \quad (39)$$

where the digit 2 in the subscript "nlm2" denotes the double n in $V_{n,n}$ and

$$\mathcal{A}_{n,n}^\alpha(f_{\text{ctm2}}, c) = f_{\text{ctm2}}(c, \alpha, n) = \sqrt{\ln \left[U_1(c, n) + U_2(c, n)e^{-3c^2} \right] - \ln \alpha} \quad (40)$$

We also can construct two iterative formulas for solving the nonlinear equation

$$f_{\text{nlm2}}(c, \alpha, n) = 0 \quad (41)$$

to solve the $c_{n,n}^\alpha$ as follows:

- Newton's iterative method:

$$c_{i+1} = \mathcal{B}_{n,n}^\alpha(f_{\text{nlm2}}, c_i) = c_i - \frac{f_{\text{nlm2}}(c_i, \alpha, n)}{f'_{\text{nlm2}}(c_i, \alpha, n)} \quad (42)$$

- direct iterative method:

$$c_{i+1} = \mathcal{A}_{n,n}^\alpha(f_{\text{ctm2}}, c_i) = f_{\text{ctm2}}(c_i, \alpha, n) = \sqrt{\ln \left[U_1(c_i, n) + U_2(c_i, n)e^{-3c_i^2} \right] - \ln \alpha} \quad (43)$$

Just like the process of solving c_n^α , the $c_{n,n}^\alpha$ defined by

$$\alpha = \Pr \left\{ \sqrt{n} \cdot V_{n,n} > c_{n,n}^\alpha \right\} \quad (44)$$

is the limit of the sequence c_0, c_1, c_2, \dots generated by $\mathcal{A}_{n,n}^\alpha(f_{\text{ctm2}}, c)$ and $\mathcal{B}_{n,n}^\alpha(f_{\text{nlm2}}, c)$. The initial value for solving $c_{n,n}^\alpha$ can be observed from the figure of $y = f_{\text{nlm2}}(c, \alpha, n)$ with the variable c intuitively. It should be noted that there is no modified version of the $V_{n,n}$ -test due to the error bound for the approximation in (35) is $\mathcal{O}(n^{-2})$ instead of $\mathcal{O}(n^{-1})$.

As an illustration, **Figure 3** shows the critical value $c_{n,n}^\alpha$ of the statistic $V_{n,n}$ with the direct iterative method via $f_{\text{ctm2}}(c, \alpha, n)$, in which $\alpha \in \{0.10, 0.05, 0.02, 0.01\}$ and $n = 30$. Similarly, **Figure 4** shows the counterpart of $c_{n,n}^\alpha$ with the Newton's iterative method via $f_{\text{nlm2}}(c, \alpha, n)$. It should be noted that when the α decreases, the critical value $c_{n,n}^\alpha$ increases.

4 Fixed-Point Algorithms for Solving the Pair of Kuiper's Test

4.1 Auxiliary Procedures

In order to reduce the structure complexity of our key algorithms for solving the Kuiper's pair $\langle c_n^\alpha, v_n^\alpha \rangle$, it is wise to introduce some auxiliary procedures. The procedures FUNA1CN and FUNA2CN in **Algorithm 3** and **Algorithm 4** are designed for computing $A_1(c, n)$ and $A_2(c, n)$ respectively.

Algorithm 3 Calculating the value of $A_1(c, n)$ arising in the updating function in V_n -test

Input: Positive critical value c , positive integer n

Output: The value of $A_1(c, n)$.

- 1: **function** FUNA1CN(c, n)
- 2: $A_1 \leftarrow -2 + 8c/\sqrt{n} + 8c^2 - 32c^3/(3\sqrt{n});$
- 3: **return** A_1 ;

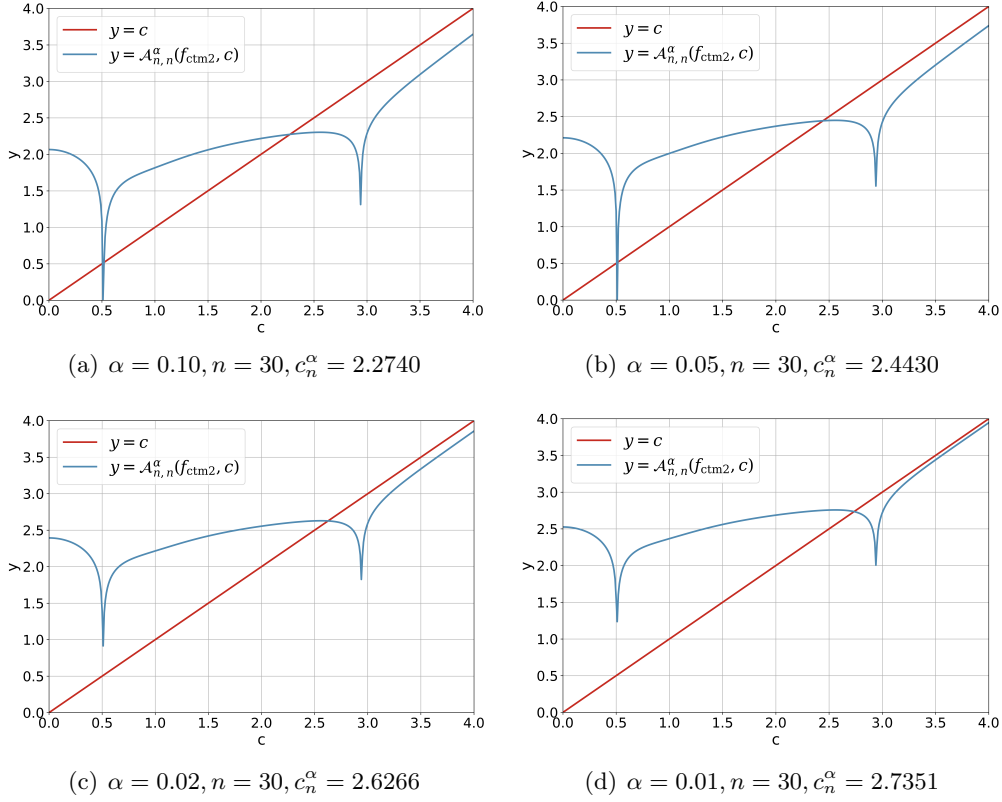


Figure 3: Intersection of $y = c$ and $y = \mathcal{A}_{n,n}^\alpha(f_{ctm2}, \alpha, n) = f_{ctm2}(c, \alpha, n)$ for $\alpha \in \{0.10, 0.05, 0.02, 0.01\}$ and $n = 30$.

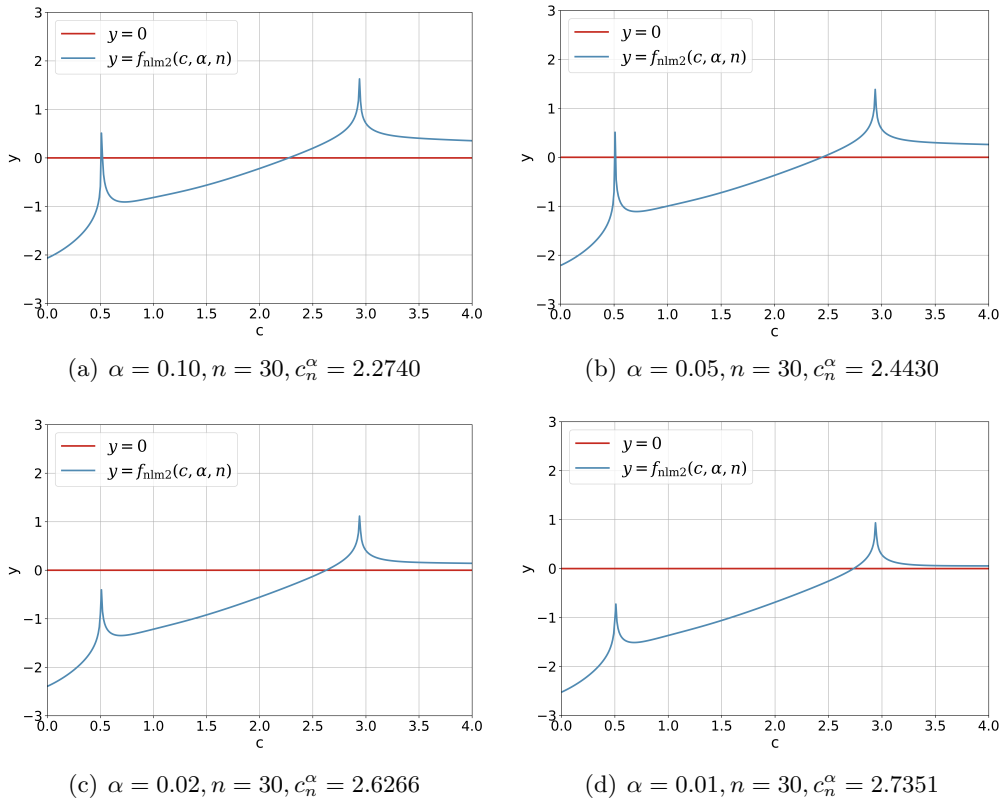


Figure 4: Curve and root of $f_{nlm2}(c, \alpha, n) = 0$ for $\alpha \in \{0.10, 0.05, 0.02, 0.01\}$ and $n = 30$.

4: **end function**

Algorithm 4 Calculating the value of $A_2(c, n)$ arising in the V_n -test

Input: Positive critical value c , positive integer n

Output: The value of $A_2(c, n)$.

```
1: function FUNA2CN( $c, n$ )
2:    $A_2 \leftarrow -2 + 32c/\sqrt{n} + 32c^2 - 512c^3/(3\sqrt{n});$ 
3:   return  $A_2$ ;
4: end function
```

The procedures FUNFNL1 and FUNFNL2 in **Algorithm 5** and **Algorithm 6** are designed for computing the non-linear functions $f_{nlm1}(c, \alpha, n)$ for the V_n -test and $f_{nlm2}(c, \alpha, n)$ for the $V_{n,n}$ -test respectively.

Algorithm 5 Calculating the value of $f_{nlm1}(c, \alpha, n)$ for the updating function in V_n -test

Input: Positive critical value c , upper tail probability α , integer n

Output: The value of $f_{nlm1}(c, \alpha, n)$.

```
1: function FUNFNL1( $c, \alpha, n$ )
2:    $A_1 \leftarrow$  FUNA1CN( $c, n$ );
3:    $A_2 \leftarrow$  FUNA2CN( $c, n$ );
4:    $u \leftarrow 2c^2 + \ln \alpha - \ln (A_1 + A_2 \cdot e^{-6c^2});$ 
5:   return  $u$ ;
6: end function
```

Algorithm 6 Calculating the value of $f_{nlm2}(c, \alpha, n)$ for the updating function in $V_{n,n}$ -test

Input: Positive critical value c , upper tail probability α , integer n

Output: The value of $f_{nlm2}(c, \alpha, n)$.

```
1: function FUNFNL2( $c, \alpha, n$ )
2:    $x \leftarrow c^2$ ;
3:    $U_1 \leftarrow 2(2x - 1) - x(2x - 7)/(6n) - e^x/(6n)$ ;
4:    $U_2 \leftarrow 2(8x - 1) - 2x(8x - 7)/(3n)$ ;
5:    $u \leftarrow x + \ln \alpha - \ln (U_1 + U_2 \cdot e^{-3x})$ ;
6:   return  $u$ ;
7: end function
```

The procedures FUNFCTM1 and FUNFCTM2 in **Algorithm 7** and **Algorithm 8** are designed for computing the non-linear functions $f_{ctm1}(c, \alpha, n)$ for the V_n -test and $f_{nct2}(c, \alpha, n)$ for the $V_{n,n}$ -test respectively.

Algorithm 7 Calculating the $f_{ctm1}(c, \alpha, n)$ for the updating operator $\mathcal{A}_n^\alpha(f, c)$ in V_n -test

Input: Positive critical value c , upper tail probability α , integer n

Output: The value of the direct updating function $\mathcal{A}_n^\alpha(c)$.

```
1: function FUNFCTM1( $c, \alpha, n$ )
2:    $A \leftarrow$  FUNA1CN( $c, n$ );
3:    $B \leftarrow$  FUNA2CN( $c, n$ );
4:    $y \leftarrow \sqrt{(\ln(A + B \cdot e^{-6c^2}) - \ln \alpha) / 2}$ ;
5:   return  $y$ ;
6: end function
```

Algorithm 8 Calculating the $f_{ctm2}(c, \alpha, n)$ for the updating operator $\mathcal{A}_{n,n}^\alpha(f, c)$ in $V_{n,n}$ -test

Input: Positive critical value c , pper tail probability α , integer n

Output: The value of the $f_{\text{ctm2}}(c, \alpha, n)$.

```

1: function FUNFCTM2( $c, \alpha, n$ )
2:    $x \leftarrow c^2$ ;
3:    $U_1 \leftarrow 2(2x - 1) - x(2x - 7)/(6n) - e^x/(6n)$ ;
4:    $U_2 \leftarrow 2(8x - 1) - 2x(8x - 7)/(3n)$ ;
5:    $y \leftarrow \sqrt{\ln(U_1 + U_2 \cdot e^{-3x}) - \ln \alpha}$ ;
6:   return  $y$ ;
7: end function

```

4.2 Updating Mapping

The updating mapping is essential for the iterative scheme for solving the fixed-point. The high order procedure UPDATEMETHODDIRECT in **Algorithm 9** is designed for computing the contractive mapping $\mathcal{A}_n^\alpha(f, c)$ for the V_n -test and $\mathcal{A}_{n,n}^\alpha(f, c)$ for the $V_{n,n}$ -test with a unified interface for the direct iterative method.

Algorithm 9 Calculating the Contractive Mapping $\mathcal{A}_n^\alpha(f, c)$ and $\mathcal{A}_{n,n}^\alpha(f, c)$

Input: Contractive function $f_{\text{ctm}}(c, \alpha, n)$, critical value c , upper tail probability α , integer n

Output: The value of the direct updating function $\mathcal{A}_n^\alpha(f_{\text{ctm1}}, c)$ or $\mathcal{A}_{n,n}^\alpha(f_{\text{ctm2}}, c)$.

- if $f_{\text{ctm}} = f_{\text{ctm1}}$, then we get $\mathcal{A}_n^\alpha(f_{\text{ctm1}}, c)$ in V_n -test and
- if $f_{\text{ctm}} = f_{\text{ctm2}}$, then we get $\mathcal{A}_{n,n}^\alpha(f_{\text{ctm2}}, c)$ in $V_{n,n}$ -test.

```

1: function UPDATEMETHODDIRECT( $f_{\text{ctm}}, c, \alpha, n$ )
2:    $u \leftarrow f_{\text{ctm}}(c, \alpha, n)$ ;
3:   return  $u$ ;
4: end function

```

Similarly, The high order procedure UPDATEMETHODNEWTON in **Algorithm 10** is designed for computing the contractive mapping $\mathcal{B}_n^\alpha(f, c)$ for the V_n -test and $\mathcal{B}_{n,n}^\alpha(f, c)$ for the $V_{n,n}$ -test with a unified interface for the Newton iterative method.

Algorithm 10 Calculating the Newton's updating functions $\mathcal{B}_n^\alpha(f_{\text{nlm}}, c)$ and $\mathcal{B}_{n,n}^\alpha(f_{\text{nlm}}, c)$

Input: Nonlinear function $f_{\text{nlm}}(\alpha, n, c)$, upper tail probability α , integer n , critical value c

Output: The value of the Newton's updating function $\mathcal{B}_n^\alpha(f_{\text{nlm}}, c)$ or $\mathcal{B}_{n,n}^\alpha(f_{\text{nlm}}, c)$.

- if $f_{\text{nlm}} = f_{\text{nlm1}}$, then we get $\mathcal{B}_n^\alpha(f_{\text{nlm1}}, c)$ in V_n -test and
- if $f_{\text{nlm}} = f_{\text{nlm2}}$, then we get $\mathcal{B}_{n,n}^\alpha(f_{\text{nlm2}}, c)$ in $V_{n,n}$ -test.

```

1: function UPDATEMETHODNEWTON( $f_{\text{nlm}}, \alpha, n, c$ )
2:    $h \leftarrow 10^{-5}$ ;
3:   slope  $\leftarrow (f_{\text{nlm}}(c + h, \alpha, n) - f_{\text{nlm}}(c, \alpha, n)) / h$ ; // Calculate the derivative  $f'_{\text{nlm}}(c, \alpha, n)$ 
4:    $c_{\text{new}} \leftarrow c - f_{\text{nlm}}(c, \alpha, n) / \text{slope}$ ;
5:   return  $c_{\text{new}}$ ;
6: end function

```

4.3 Algorithms for Solving the Kuiper Pair for V_n -test and $V_{n,n}$ -test

It is significant for us to calculate the original Kuiper pair $\langle c_\star^\alpha, v_\star^\alpha \rangle$ for Kuiper's V_\star -test where $V_\star \in \{V_n, V_{n,n}\}$. The procedure KUIPERPAIRSOLVER listed in **Algorithm 11** provides a unified framework for solving the Kuiper pair $\langle c_\star^\alpha, v_\star^\alpha \rangle$ with the Direct or Newton's iterative method.

Algorithm 11 Fixed-point iterative algorithm for solving the Kuiper's pair $\langle c_n^\alpha, v_n^\alpha \rangle$ in V_n -test or $\langle c_{n,n}^\alpha, v_{n,n}^\alpha \rangle$ in $V_{n,n}$ -test with the while-do loop and direct/Newton iterative method

Input: The number of samples n , upper tail probability $\alpha \in (0, 1)$, guess of the critical value c_{guess} with default value $c_{\text{guess}} = 2.45$, integer **method** $\in \{1, 2\}$ for the Direct/Newton iterative method with default value **method** = 2 for the Newton's iterative method, integer **type** $\in \{1, 2\}$ for the V_n -test and $V_{n,n}$ -test with default value 1.

Output: The Kuiper pair $\langle c_\star^\alpha, v_\star^\alpha \rangle$ such that $\alpha = \Pr \{ \sqrt{n} \cdot V_\star > c_\star^\alpha \} = \Pr \{ V_\star \geq v_\star^\alpha \}$ for $V_\star \in \{V_n, V_{n,n}\}$.

```

1: function KUIPERPAIRSOLVER( $c_{\text{guess}}, \alpha, n, \text{type}, \text{method}$ )
2:   if ( $\text{method} == 1 \wedge \text{type} == 1$ ) then
3:      $T \leftarrow \text{UPDATEMETHODDIRECT}$ ; // using direct iterative method
4:      $f \leftarrow \text{FUNFCTM1}$ ; // Solve the fixed-point by  $c = \mathcal{A}_n^\alpha(f_{\text{ctm1}}, c)$  in  $V_n$ -test
5:   end if
6:   if ( $\text{method} == 1 \wedge \text{type} == 2$ ) then
7:      $T \leftarrow \text{UPDATEMETHODDIRECT}$ ; // using direct iterative method
8:      $f \leftarrow \text{FUNFCTM2}$ ; // Solve the fixed-point by  $c = \mathcal{A}_{n,n}^\alpha(f_{\text{ctm2}}, c)$  in  $V_{n,n}$ -test
9:   end if
10:  if ( $\text{method} == 2 \wedge \text{type} == 1$ ) then
11:     $T \leftarrow \text{UPDATEMETHODNEWTON}$ ; // using Newton's iterative method
12:     $f \leftarrow \text{FUNFNLM1}$ ; // solve the nonlinear eq.  $f_{\text{nlm1}}(c, \alpha, n) = 0$  in  $V_n$ -test
13:  end if
14:  if ( $\text{method} == 2 \wedge \text{type} == 2$ ) then
15:     $T \leftarrow \text{UPDATEMETHODNEWTON}$ ; // using Newton's iterative method
16:     $f \leftarrow \text{FUNFNLM2}$ ; // solve the nonlinear eq.  $f_{\text{nlm2}}(c, \alpha, n) = 0$  in  $V_{n,n}$ -test
17:  end if
18:   $\epsilon \leftarrow 10^{-5}$ ;
19:   $d \leftarrow \text{DISTANCE}$ ; // distance function
20:   $c_\star^\alpha \leftarrow \text{FIXEDPOINTSOLVER}(T, f, d, \epsilon, c_{\text{guess}}, \alpha, n)$ ;
21:   $v_\star^\alpha \leftarrow c_\star^\alpha / \sqrt{n}$ ;
22:  return  $\langle c_\star^\alpha, v_\star^\alpha \rangle$ ; // Kuiper pair for the  $V_\star$ -test
23: end function

```

4.4 Algorithms for Solving the Upper/Lower Tail Quantile and Inverse of CDF

For most applications, we may have no interest in the critical value c_n^α and our emphasis is put on the upper/lower tail quantile $v_n^\alpha = v_{1-\alpha}^n$ in V_n -test. Moreover, it is enough to choose the Newton's iterative method in order to find the upper/lower tail quantile. In **Algorithm 12**, the procedure KUIPERUTQ is designed to solve the upper tail quantile. We remark that in the implementation of KUIPERUTQ, the procedure FIXEDPOINTSOLVER is used instead of KUIPERPAIRSOLVER.

Algorithm 12 Computing the upper tail quantile in Kuiper's V_n -test

Input: Upper tail probability $\alpha \in (0, 1)$, capacity n of the samples.

Output: Upper tail quantile v_n^α for the V_n statistic such that $\alpha = \Pr \{ V_n > v \}$.

```

1: function KUIPERUTQ( $\alpha, n$ )
2:   if  $\alpha \geq 0.9999$  then
3:     return 0.0;
4:   end if
5:    $T \leftarrow \text{UPDATEMETHODNEWTON}$ ; // using Newton's iterative method
6:    $f \leftarrow \text{FUNFNLM1}$ ; // solve the nonlinear eq.  $f_{\text{nlm1}}(c, \alpha, n) = 0$  in  $V_n$ -test
7:    $\epsilon \leftarrow 10^{-5}$ ; // precision for the fixed-point
8:    $d \leftarrow \text{DISTANCE}$ ; // distance function
9:    $c_{\text{guess}} \leftarrow 2.45$ ; //  $c_{\text{guess}} \in (1.1, 2.5)$  is OK.
10:   $c_n^\alpha \leftarrow \text{FIXEDPOINTSOLVER}(T, f, d, \epsilon, c_{\text{guess}}, \alpha, n)$ ;

```

```

11:    $v_n^\alpha \leftarrow c_n^\alpha / \sqrt{n}$ ;
12:   return  $v_n^\alpha$ ;
13: end function

```

The lower tail quantile may become more attractive for some applications. The procedure `KUIPERLTQ` listed in **Algorithm 13** is based on the procedures `KUIPERPAIRSOLVER`. An alternative implementation of `KUIPERLTQ` can be done with the equivalence of $v_n^\alpha = v_n^{1-\alpha}$. In other words, we have $\text{KUIPERLTQ}(\alpha, n) \equiv \text{KUIPERUTQ}(1 - \alpha, n)$ for any $\alpha \in [0, 1]$.

Algorithm 13 Compute the Lower Tail Quantile v_n^α in Kuiper's V_n -test

Input: Lower tail probability $\alpha \in (0, 1)$, capacity n of the samples.

Output: Lower tail quantile v_n^α in Kuiper's V_n -test.

```

1: function KUIPERLTQ( $\alpha, n$ )
2:   if  $\alpha \leq 0.0001$  then
3:     return 0.0;
4:   end if
5:    $c_{\text{guess}} \leftarrow 2.45$ ; //  $v_{\text{guess}} \in (1.1, 2.5)$  is OK
6:   type  $\leftarrow 1$ ; // Kuiper's  $V_n$ -test
7:   method  $\leftarrow 2$ ; // Newton's iterative method
8:    $\langle c, v \rangle \leftarrow \text{KUIPERPAIRSOLVER}(c_{\text{guess}}, 1 - \alpha, n, \text{type}, \text{method})$ ;
9:   return  $v$ ; // lower tail quantile,  $v = v_\alpha = v^{1-\alpha}$ 
10: end function

```

For the applications of goodness-of-fit test where Kuiper's V_n -test is involved, it is the inverse of the CDF of V_n that must be solved according to (4) or (6). It is easy to find that

$$v_x^n = F_{V_n}^{-1}(x), \quad \forall x \in [x, 1] \quad (45)$$

by the definitions of lower tail probability and CDF. Therefore, the inverse of CDF can be obtained by the calling the procedure `KUIPERLTQ` or `KUIPERUTQ` directly with proper argument. The procedure `KUIPERINVCDF` in **Algorithm 14** is designed for computing the $F_{V_n}^{-1}(x)$ for any probability $x \in [0, 1]$.

Algorithm 14 Compute the inverse CDF $F_{V_n}^{-1}(x)$ for Kuiper's V_n -test

Input: Probability $x \in [0, 1]$, capacity n of the samples

Output: The value of $F_{V_n}^{-1}(x)$ of the Kuiper's V_n -test.

```

1: function KUIPERINVCDF( $x, n$ )
2:    $y \leftarrow \text{KUIPERUTQ}(1.0 - x, n)$ ; //  $y \leftarrow \text{KUIPERLTQ}(x, n)$  is OK.
3:   return  $y$ ;
4: end function

```

5 Verification and Validation

5.1 An Error in Kuiper's Numerical Results

Kuiper [1] presented a table of the critical value c_n^α for $\alpha \in \{0.01, 0.05, 0.1\}$ and $n \in \{10, 20, 30, 40, 100, +\infty\}$, see **Table 1**.

For the configuration of α and n , the Kuiper pair for Kuiper's V_n -test can be computed by the algorithms above and code released on the GitHub by the authors. **Table 2** lists some typical results for the pair $\langle c_n^\alpha, v_n^\alpha \rangle$. Our results coincide with Kuiper's numerical results very well and the readers can check the values in **Table 2** and their counterparts in **Table 1**. It should be noted that extra values for $n \in \{180, 10^6\}$ are added in the table. Moreover, the readers can get more effective digits with our code released on the GitHub.

Table 1: Kuiper's critical value c_n^α such that $\alpha = \Pr \{ \sqrt{n} \cdot V_n > c_n^\alpha \}$

$c_n^\alpha \backslash n$	10	20	30	40	100	$+\infty$
α						
0.10	1.1877	1.5322	1.5503	1.5608	1.5839	1.6196
0.05	1.6066	1.6564	1.6760	1.6869	1.7110	1.7473
0.01	1.8391	1.9027	1.9153	1.9375	1.9637	2.0010

Table 2: Kuiper pair for Kuiper's V_n -test where $\alpha = \Pr \{ \sqrt{n} \cdot V_n > c_n^\alpha \} = \Pr \{ V_n > v_n^\alpha \}$

$(c_n^\alpha, v_n^\alpha) \backslash n$	10	20	30	40	100	180	10^6
α							
0.10	(1.4877, 0.4704)	(1.5322, 0.3426)	(1.5503, 0.2830)	(1.5606, 0.2468)	(1.5838, 0.1584)	(1.5934, 0.1188)	(1.6193, 0.0016)
0.05	(1.6066, 0.5080)	(1.6563, 0.3704)	(1.6758, 0.3060)	(1.6868, 0.2667)	(1.7110, 0.1711)	(1.7208, 0.1283)	(1.7469, 0.0017)
0.01	(1.8401, 0.5819)	(1.9026, 0.4254)	(1.9252, 0.3515)	(1.9374, 0.3063)	(1.9636, 0.1964)	(1.9739, 0.1471)	(2.0006, 0.0020)

It should be noted that there is an error in Kuiper's table for $(\alpha, n, c_n^\alpha) = (0.01, 30, 1.9153)$. The comparison of **Table 2** and **Table 1** shows that the value $c_{30}^{0.01}$ by Kuiper is wrong with the help of our code released on GitHub. Obviously, the correct value should be $c_{30}^{0.01} = 1.9252$ by our algorithms and code or $c_{30}^{0.01} = 1.9253$ according to Kuiper's approximation in which only the term $(\cdot)e^{-2c^2}$ is considered for the infinite series. We deem that this error might be a typo due to the manual work on editing the data since in the 1960 era it is difficult for a researcher to find an automatic tool for processing data.

5.2 Table of Kuiper pair of V_n -test for $n = 10$

Kuiper [1] also presented a table of $\langle v_n^\alpha, c_n^\alpha \rangle$ for $n = 10$ and $c_n^\alpha \in \{1.0, 1.1, 1.2, 1.3, 1.4, 1.5, 1.6, 1.7, 1.8, 1.9\}$. Our programs also give similar numerical results, as shown in **Table 3**.

Table 3: Kuiper pair $\langle v_n^\alpha, c_n^\alpha \rangle$ for $n = 10$.

Critical value c_n^α	Upper Tail Quantile $v_n^\alpha = c_n^\alpha / \sqrt{n}$	Upper tail probability $\alpha = \Pr \{ \sqrt{n} \cdot V_n > c_n^\alpha \}$
1.00	0.3163	0.6930
1.10	0.3482	0.5280
1.20	0.3795	0.3770
1.30	0.4110	0.2520
1.40	0.4427	0.1580
1.50	0.4746	0.0930
1.60	0.5060	0.0520
1.70	0.5382	0.0270
1.80	0.5692	0.0135
1.90	0.6006	0.0063

5.3 Special case of Sufficiently Large Number of Samples

If the number of samples is large enough, we can let n approach to infinity. Therefore,

$$\begin{cases} A_1(c, \infty) = -2 + 8c^2 \\ A_2(c, \infty) = -2 + 32c^2 \\ \mathcal{A}_\infty^\alpha(f, c) = \sqrt{\frac{\ln[-2+8c^2+(-2+32c^2)e^{-6c^2}]-\ln \alpha}{2}} \end{cases} \quad (46)$$

The Kuiper's critical value is the fixed-point of

$$c = \mathcal{A}_\infty^\alpha(f, c). \quad (47)$$

We start the iterative procedure with initial value $c_{\text{guess}} = 1.2$ and set $n = 10^8$, and provide the c_{∞}^{α} for typical values of α in **Table 4**, which also coincides with Kuiper's original results for $\alpha \in \{0.1, 0.05, 0.01\}$ very well but our results illustrate more possible values of α .

Table 4: Kuiper's critical value for $n \rightarrow \infty$ (e.g., we can set $n = 10^8$ in computer program)

α	0.10	0.09	0.08	0.07	0.06	0.05	0.04	0.03	0.02	10^{-2}	10^{-6}	10^{-10}
c_{∞}^{α}	1.6196	1.6400	1.6623	1.6871	1.7150	1.7472	1.7855	1.8331	1.8974	2.0009	3.0056	3.7226

5.4 Kuiper pair for Kuiper's $V_{n,n}$ -test

Table 5 demonstrates the Kuiper pair for $\alpha \in \{0.01, 0.02, \dots, 0.10\}$ and $n \in \{10, 20, 30, 40, 100, 10^8\}$ with the help of the procedure `KUIPERPAIRSOLVER` in **Algorithm 11**. We remark that the corresponding values for α proposed by Kuiper [1] is $\alpha \in \{0.10, 0.05, 0.01\}$ and the values of $v_{n,n}^{\alpha}$ is not listed.

Table 5: Kuiper pair for Kuiper's $V_{n,n}$ -test where $\alpha = \Pr\{\sqrt{n} \cdot V_{n,n} > c_{n,n}^{\alpha}\} = \Pr\{V_{n,n} > v_{n,n}^{\alpha}\}$

$(c_{n,n}^{\alpha}, v_{n,n}^{\alpha}) \setminus n$	10	20	30	40	100	10^8
0.10	(2.2431, 0.7093)	(2.2660, 0.5067)	(2.2740, 0.4152)	(2.2780, 0.3602)	(2.2854, 0.2285)	(2.2905, 0.0002)
0.09	(2.2682, 0.7173)	(2.2929, 0.5127)	(2.3015, 0.4202)	(2.3058, 0.3646)	(2.3139, 0.2314)	(2.3193, 0.0002)
0.08	(2.2953, 0.7258)	(2.3220, 0.5192)	(2.3314, 0.4257)	(2.3362, 0.3694)	(2.3449, 0.2345)	(2.3509, 0.0002)
0.07	(2.3248, 0.7352)	(2.3540, 0.5264)	(2.3643, 0.4317)	(2.3696, 0.3747)	(2.3793, 0.2379)	(2.3860, 0.0002)
0.06	(2.3572, 0.7454)	(2.3896, 0.5343)	(2.4011, 0.4384)	(2.4070, 0.3806)	(2.4180, 0.2418)	(2.4255, 0.0002)
0.05	(2.3933, 0.7568)	(2.4298, 0.5433)	(2.4430, 0.4460)	(2.4497, 0.3873)	(2.4623, 0.2462)	(2.4710, 0.0002)
0.04	(2.4343, 0.7698)	(2.4764, 0.5537)	(2.4918, 0.4549)	(2.4998, 0.3952)	(2.5147, 0.2515)	(2.5251, 0.0003)
0.03	(2.4819, 0.7849)	(2.5321, 0.5662)	(2.5508, 0.4657)	(2.5607, 0.4049)	(2.5793, 0.2579)	(2.5924, 0.0003)
0.02	(2.5393, 0.8030)	(2.6021, 0.5819)	(2.6266, 0.4796)	(2.6397, 0.4174)	(2.6650, 0.2665)	(2.6834, 0.0003)
0.01	(2.6124, 0.8261)	(2.6986, 0.6034)	(2.7351, 0.4994)	(2.7556, 0.4357)	(2.7973, 0.2797)	(2.8297, 0.0003)

5.5 Cumulative Distribution Function for Kuiper's V_n -test

With the help of (6) and **Algorithm 14**, we can compute the $x = F_{V_n}^{-1}(y)$ by calling the procedure `KUIPERINVCDF` as follows

$$x_i \leftarrow \text{KUIPERINVCDF}(y_i, n), \quad i = 1, 2, \dots, i_{\text{size}} \quad (48)$$

Thus for each capacity n of the random samples $\{X_t : 1 \leq t \leq n\}$ and probability sequence

$$\{y_i = F_{V_n}(x_i) : 1 \leq i \leq i_{\text{size}}\},$$

we can draw the curve of CDF with the pairs $\{(x_i, y_i) : 1 \leq i \leq i_{\text{size}}\}$ such that $y_i = \Pr\{V_n \leq x_i\} = F_{V_n}(x_i)$.

Figure 5 illustrates the CDF of V_n statistic for various sample capacity n . It is obvious that with the increasing of n , the curve of CDF becomes more and more steep, which coincides with (7). Moreover, the horizontal line $p = F_{V_n}(v) = 0.05$ shows the upper tail probability $\alpha = 1 - p = 0.05$. The intersection points of the line with the CDF are the upper tail quantile v_n^{α} for $\alpha = 0.05$ where $n \in \{5, 10, 30, 50, 100, 180, 1000\}$. We remark that there are three equivalent ways for computing the inverse of CDF. Actually, we have

$$\begin{aligned} x &= F_{V_n}^{-1}(y) \\ &= \text{KUIPERINVCDF}(y, n) \\ &= \text{KUIPERLTQ}(y, n) \\ &= \text{KUIPERUTQ}(1 - y, n) \end{aligned} \quad (49)$$

for any $y \in [0, 1]$.

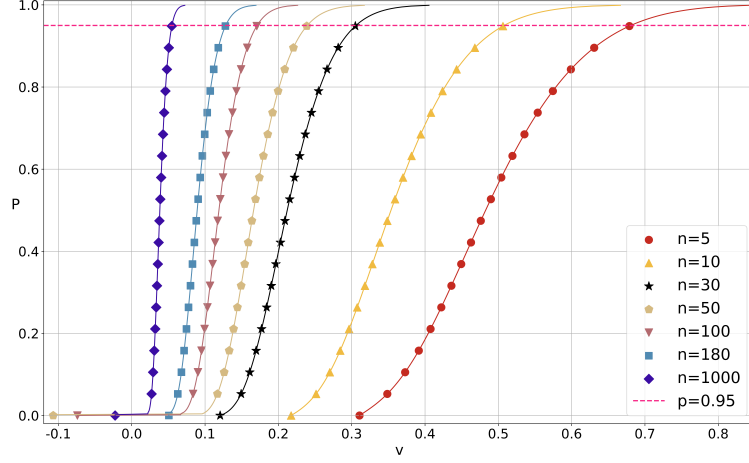


Figure 5: CDF of V_n -statistic for various sample capacity n

6 Discussion

6.1 An Alternative Choice of Non-linear Function for V_n -test

The disadvantage of Newton's iterative method for solving root lies in two aspects: firstly, derivative of the objective function is required and the method will fail if the derivative is near to 0. Actually, if we take the following alternative equivalent nonlinear equation for c

$$\hat{f}_{nlm1}(c, \alpha, n) = A_1(c, n) \cdot e^{-2c^2} + A_2(c, n)e^{-8c^2} - \alpha = 0 \iff f_{nlm1}(c, \alpha, n) = 0 \quad (50)$$

then for the fixed α and n the function $\hat{f}_{nlm1}(c, \alpha, n)$ will have a flat region where the derivative $\hat{f}'_{nlm1}(c, \alpha, n) = d\hat{f}_{nlm1}(c, \alpha, n)/dc$ will be near zero, thus the Newton's iterative method may fail if the initial value c_{guess} is larger than the root. **Figure 6** demonstrates this situation clearly in which for $c > c_n^\alpha$ the curve of $\hat{f}_{nlm1}(c, \alpha, n)$ is very flat.

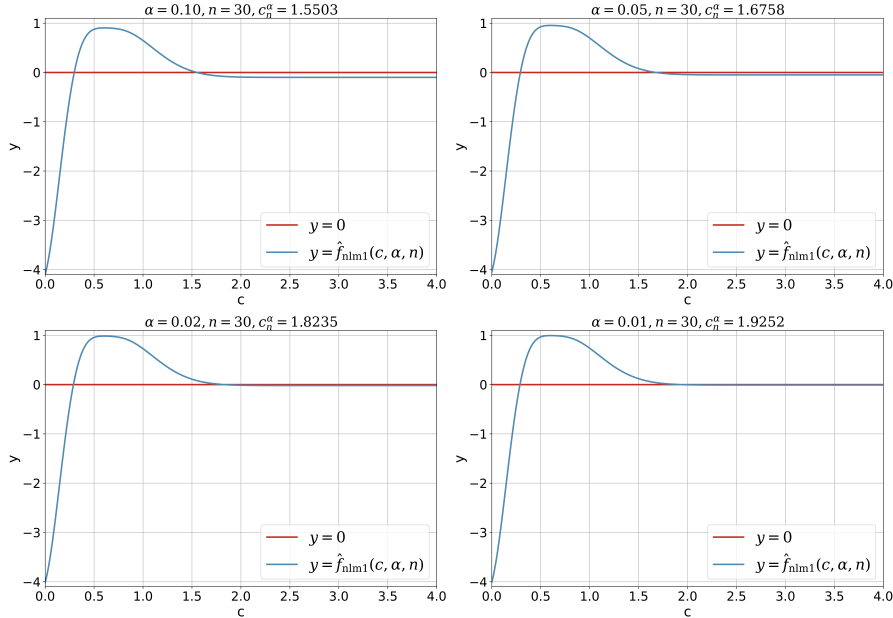


Figure 6: Curve and root of $\hat{f}_{nlm1}(c, \alpha, n)$ for $\alpha \in \{0.10, 0.05, 0.02, 0.01\}$ and $n = 30$ in Kuiper's V_n -test.

6.2 Choices of Initial Value for the Critical Value

Theoretical and numerical experiments indicate the way for setting the initial value for solving the Kuiper pair. Our suggestions are listed as follows:

- for the V_n -test, we can set: $c_{\text{guess}} \in (0.5, 2.5)$ for the direct iterative method based on \mathcal{A}_n^α and $c_{\text{guess}} \in (1.1, 2.5)$ for the Newton's iterative method based on \mathcal{B}_n^α ;
- for the $V_{n,n}$ -test, we can set: $c_{\text{guess}} \in (2.4, 2.6)$ for the direct iterative method based on $\mathcal{A}_{n,n}^\alpha$ and $c_{\text{guess}} \in (2.2, 2.6)$ for the Newton's iterative method based on $\mathcal{B}_{n,n}^\alpha$.

In summary, if we set $c_{\text{guess}} \in [2.4, 2.5]$, then the algorithms proposed could work well for both V_n -test and $V_{n,n}$ -test.

6.3 Limitation of Kuiper's First Order Approximation for the Cumulative Distribution Function

The limitation of Kuiper's first order approximation for the cumulative distribution function is that the approximation error is bounded by $\mathcal{O}(n^{-1})$. Thus for small n , the numerical precision is not high. Although Stephens [2] proposed the modified statistic $T_n = (\sqrt{n} + 0.155 + 0.24/\sqrt{n})V_n$ for replacing the V_n for small n , the bound of approximation error is not discussed. Essentially, what we need is a more precise formula for (9) with smaller approximation error, say $\mathcal{O}(n^{-2})$ or $\mathcal{O}(n^{-3})$, instead of using T_n directly without verification and validation.

7 Conclusion

The computation of the critical value and upper tail quantile, Kuiper pair for simplification, is equivalent to solve the fixed-point of the nonlinear equation $\alpha = \Pr\{K_n > c\} = \Pr\{\sqrt{n}V_n > c\}$ which involves two infinite series by iterative method for Kuiper's statistic V_n or $V_{n,n}$. The Kuiper's pair $(c_\star^\alpha, v_\star^\alpha)$ can be solved with the following steps:

- (1) simplifying the nonlinear equation $\alpha = \Pr\{\sqrt{n} \cdot V_\star > c\}$ with second order approximation for $V_\star \in \{V_n, V_{n,n}\}$ in the asymptotic expansion;
- (2) converting the nonlinear equation to a fixed-point equation with the form $c = T(f, c, \alpha, n)$ by setting the updating operator T , the function object $f(c, \alpha, n)$ and initial value c_{guess} properly via the direct iterative scheme $c_{i+1} = \mathcal{A}_\star^\alpha(c) = f(c_i, \alpha, n)$ or the Newton's scheme $c_{i+1} = \mathcal{B}_\star^\alpha(f, c) = c_i - f(c_i, \alpha, n)/f'_c(c_i, \alpha, n)$;
- (3) designing algorithms for solving the fixed-point equation in order to compute the critical value c_\star^α and the upper tail quantile v_\star^α ;

For the convenience of implementation with concrete computer programming languages such as C, C++, Python, Octave, MATLAB and so on, the pseudo-code for the algorithms are provided with details. There are some advantages for our methods and algorithms:

- (1) a unified theoretic framework for solving fixed-point, based on the concept of functional in mathematics and the high order function in computer science, is discussed in detail by combining the merits of mathematics and computer science, which is general and elastic enough for solving lots of fixed-point problems arising in science, technology, engineering and mathematics;
- (2) a unified interface is set for solving the Kuiper's pairs in the V_n -test and $V_{n,n}$ -test;
- (3) procedures for solving the upper/lower tail quantile are provided for the potential applications of the Kuiper's statistic in the goodness-of-fit test;
- (4) the computational complexity is linear since there is no nested loops in the algorithm, and the reader can test the running time with the help of the C code released on GitHub;

- (5) the methods proposed in this paper can be modified slightly to solve the Kolmogorov-Smirnov test, χ^2 -test and normal test since the difference behind these different tests lies in the concrete form of the nonlinear equation $\alpha = \Pr \{Z > z\}$ for the given upper tail significance level α and the CDF $F_Z(\cdot)$ encountered for the population Z and random samples $\{Z_t : 1 \leq t \leq n\}$.

Our verification and validation shows that there is a mistake in Kuiper's table of critical value c_n^α for $(\alpha, n) = (0.01, 30)$. The correct value for $c_{30}^{0.01}$ should be 1.9252 or 1.9253 instead of 1.9153. It might be a typo introduced by manual work on editing the data in the 1960 era.

In the sense of STEM education, the topic of this paper can be used as a comprehensive project for training the college students' ability of solving complex problems by combining the mathematics and computer programming.

Acknowledgements

This work was supported in part by the Hainan Provincial Natural Science Foundation of China under grant numbers 720RC616 and 2019RC199, and in part by the National Natural Science Foundation of China under grant number 62167003.

Code availability statement

The code for the implementations of the algorithms discussed in this paper can be downloaded from the following GitHub website: <https://github.com/GrAbsRD/KuiperVnStatistic>.

References

- [1] Nicolas H. Kuiper. Tests concerning random points on a circle. In *Proceedings of the Koninklijke Nederlandse Akademie van Wetenschappen*, volume 63 of *A: Mathematical Statistics*, pages 38–47, 1960. Available online: <https://core.ac.uk/download/pdf/82631793.pdf>.
- [2] M. A. Stephens. Use of the Kolmogorov-Smirnov, Cramer-Von mises and related statistics without extensive tables. *Journal of the Royal Statistical Society, Series B (Methodological)*, 32(1):115–122, 1970.
- [3] E. S. Pearson and H. O. Hartley, editors. *Biometrika Tables for Statisticians*, volume 2. Cambridge University Press, 1972.
- [4] Yadolah Dodge. *The Concise Encyclopedia of Statistics*, pages 283–287. Springer New York, New York, 2008. https://doi.org/10.1007/978-0-387-32833-1_214.
- [5] Donald E. Knuth. *The Art of Computer Programming: Vol.2 Seminumerical Algorithms*. Addison-Wesley Professional, New York, 1997.
- [6] Xiaohang Jin, Tommy W. S. Chow, Yi Sun, Jihong Shan, and Bill C. P. Lau. Kuiper test and autoregressive model-based approach for wireless sensor network fault diagnosis. *Wireless Network*, 21(9):829–839, 2015. <https://doi.org/10.1007/s11276-014-0820-0>.
- [7] W. H. Press, B. P. Flannery, S. A. Teukolsky, and W. T. Vetterling. *Numerical Recipes in C++: The Art of Scientific Computing*, pages 625–633. Addison-Wesley Professional, Cambridge University Press, 2nd edition, 2002.
- [8] Christoffer Koch and Ken Okamura. Benford's Law and COVID-19 reporting. *Economics Letters*, 196(11):1/109573–4/109573, 2020. <https://doi.org/10.1016/j.econlet.2020.109573>.
- [9] Connor Dowd. A New ECDF Two-Sample Test Statistic, 2007. arxiv: 2007.01360 [stat], <http://arxiv.org/abs/2007.01360>.

- [10] John R. Lanzante. Testing for differences between two distributions in the presence of serial correlation using the Kolmogorov–Smirnov and Kuiper’s tests. *International Journal of Climatology*, 41(14):6314–6323, 2021. <https://onlinelibrary.wiley.com/doi/10.1002/joc.7196>.
- [11] D. A. Darling. The Kolmogorov-Smirnov, Cramer-von Mises Tests. *The Annals of Mathematical Statistics*, 28(4):823–838, 1957. <http://www.jstor.org/stable/2237048>, published by Institute of Mathematical Statistics.
- [12] Eberhard Zeidler. *Applied Functional Analysis: Applications to Mathematical Physics, Vol. 1*, volume 108 of *Applied Mathematical Sciences*. Springer, New York, 3rd edition, 1995.
- [13] Kendall Atkinson and Weimin Han. *Theoretical Numerical Analysis: A Functional Analysis Framework*, volume 39 of *Texts in Applied Mathematics*. Springer, New York, 3rd edition, 2009.
- [14] J. H. B. Kemperman. Asymptotic expansions for the Smirnov test and for the range of cumulative sums. *The Annals of Mathematical Statistics*, 30(2):448–462, Jun. 1959. <https://www.jstor.org/stable/2237092>.