



Data-Driven Approaches to Searches for the Technosignatures of Advanced Civilizations

Final Report for the Keck Institute for Space Studies Workshop, May 20–24, 2019



Data-Driven Approaches to Searches for the Technosignatures of Advanced Civilizations

Final Report prepared for the Keck Institute for Space Studies (KISS)
Jet Propulsion Laboratory, California Institute of Technology
<http://kiss.caltech.edu/workshops/technosignatures/technosignatures.html>

Recommended citation (long form):

Lazio, T. J. W., Djorgovski, S. G., Howard, A., Cutler, C., Sheikh, S. Z., Cavuoti, S., Herzing, D., Wagstaff, K., Wright, J., Gajjar, V. R., Hand, K., Rebbapragada, U., Allen, B., Cartmill, E., Foster, J., Gelino, D., Graham, M. J., Longo, G., Mahabal, A. A., Pachter, L., Ravi, V., & Sussman, G. 2023, “Data-Driven Approaches to Searches for the Technosignatures of Advanced Civilizations,” report prepared for the W. M. Keck Institute of Space Studies (KISS), California Institute of Technology, eds. T. J. W. Lazio, S. G. Djorgovski, A. Howard, & C. Cutler; doi: 10.26206/gvmj-sn65

Recommended citation (short form):

Lazio, T. J. W., Djorgovski, S. G., Howard, A., & Cutler, C. (eds.) 2023, “Data-Driven Approaches to Searches for the Technosignatures of Advanced Civilizations,” report prepared for the W. M. Keck Institute of Space Studies (KISS), California Institute of Technology: 10.26206/gvmj-sn65

Study Workshop: 2019 May 20–24

© 2023. All rights reserved.

Authors and Study Participants



Study leads (*from left*): Joseph Lazio (JPL/Caltech), George Djorgovski (Caltech),
Curt Cutler (JPL/Caltech), Andrew Howard (Caltech)



Participants of the Data-Driven Approaches to Workshop on Searches for the Technosignatures of Advanced Civilizations held at the Keck Institute for Space Studies, California Institute of Technology, 2019 May 20–24

From Left: Umaa Rebbapragada, Lior Pachter, Kevin Hand, Dawn Gelino, Erica Cartmill, Jacob Foster, Bruce Allen, Andrew Howard, Gerry Sussman, Curt Cutler, Denise Herzing, Stefano Cavuoti, Sofia Sheikh, Joseph Lazio, Kiri Wagstaff, George Djorgovski, Guiseppe Longo, Jason Wright, Vikram Ravi, Ashish Mahabal, V. Gajjar; Not pictured: M. Graham.

Curt Cutler	Jet Propulsion Laboratory, California Institute of Technology
George Djorgovski	California Institute of Technology
Andrew Howard	California Institute of Technology
Joseph Lazio	Jet Propulsion Laboratory, California Institute of Technology
Sofia Z. Sheikh	SETI Institute
Stefano Cavuoti	University of Naples Federico II
Denise Herzing	Wild Dolphin Project/Florida Atlantic University
Kiri Wagstaff	Jet Propulsion Laboratory, California Institute of Technology
Jason Wright	Pennsylvania State University
Vishal Rasiklal Gajjar	University of California, Berkeley
Kevin Hand	Jet Propulsion Laboratory, California Institute of Technology
Umaa Rebbapragada	Jet Propulsion Laboratory, California Institute of Technology
Bruce Allen	Max Planck Institut for Gravitational Physics
Erica Cartmill	University of California, Los Angeles
Jacob Foster	University of California, Los Angeles
Dawn Gelino	NASA Exoplanet Science Institute, Infrared Processing and Analysis Center, California Institute of Technology
Matthew Graham	California Institute of Technology
Giuseppe Longo	University of Naples Federico II
Ashish Mahabal	California Institute of Technology
Lior Pachter	California Institute of Technology
Vikram Ravi	California Institute of Technology
Gerry Sussman	Massachusetts Institute of Technology

Acknowledgements

The study “Data-Driven Approaches to Searches for the Technosignatures of Advanced Civilizations” was made possible by the W. M. Keck Institute for Space Studies, and by the Jet Propulsion Laboratory, California Institute of Technology, under contract with the National Aeronautics and Space Administration.

The study leads gratefully acknowledge the outstanding support of Michele Judd, Executive Director of the Keck Institute of Space Studies, as well as her dedicated staff, who made the study experience invigorating and enormously productive. Many thanks are also due to Tom Prince and the KISS Steering Committee for seeing the potential of our study concept and selecting it.

We thank all of the workshop participants for their time, enthusiasm, and contributions to the workshop and this report. The workshop was a memorable experience and set the stage for fruitful collaborations between people who would likely not have crossed paths were it not for the Keck Institute for Space Studies.

Cover and chapter images created by Robert Hurt, using Midjourney AI.



Contents

Executive Summary	1
1 Background and Motivation	3
1.1 Field Revived by Exoplanet Research and Astrobiology	3
1.2 State of SETI/Techosignature Research	4
1.3 New Directions, Expanding Beyond Past SETI Efforts	5
1.4 Opportunities from Big Data and Machine Learning	6
2 Methodologies	9
2.1 Striving for Robustness	9
2.2 Recognizing and Minimizing the Human Biases	10
2.3 Defining Outliers	11
2.4 How Discoveries are Made	12
2.4.1 Exploration of Observable Parameter Spaces	12
2.4.2 Data Fusion	15
2.4.3 Missed Discoveries	15
3 Insights from Other Fields	17
3.1 Communication and Interpretation Between Different Cultures or Eras	17
3.2 Interactions with Other (Biological) Species	18
3.2.1 Human and Nonhuman Communication: In the Wild and Scientific Approaches	19

3.2.2	Passive Observations and Data Sets	19
3.3	Communication With Non-Biological Intelligence	19
4	Types of Technosignatures	21
4.1	Intentional vs. Unintentional Technosignatures	21
4.2	Communication	22
4.2.1	Radio Frequencies	23
4.2.2	Optical Pulses	24
4.3	Large-scale Manifestations of Technological Civilizations	24
4.3.1	Waste Heat from Dysonian Structures	24
4.3.2	Sources With Unusual Variability Patterns	25
4.4	Physical Artifacts in the Solar System	26
4.4.1	Probes	28
4.4.2	Surface Artifacts	29
5	Applying Machine Learning	31
5.1	Model-based Outlier Searches	31
5.2	Unsupervised Learning	32
6	Recommended Searches	35
6.1	Mining Large Sky Surveys	35
6.1.1	Looking for Dysonian Structures	35
6.1.2	Signals Embedded in AGN Output	37
6.2	Future Directions for Searches at Radio Wavelengths	37
6.2.1	Non-Physical Signals	37
6.2.2	Deep Neural Networks and Modulation Classifications	38
6.2.3	Radio Technosignature Surveys with Interferometers	39
6.3	Searching for Artifacts in the Solar System	39
6.3.1	Searches for Artificial Structures or Objects on Planetary Surfaces	39
6.3.2	Outliers in the Orbital Parameter Spaces	40
6.3.3	A Corner Reflector Floating in the Solar System	41
6.4	Reporting of Results and Follow-up Studies	42
6.5	Astrophysical Benefits	43
7	Recommendations and Future Opportunities	47
7.1	Community Building and Outreach	47
7.2	Possible Future Space Missions and Ground-based Facilities	49
	Bibliography	55



Executive Summary

Humanity has wondered whether we are alone and about the existence of “others” for millennia. The discovery of life elsewhere in the Universe, particularly intelligent life, would have profound scientific, cultural, and societal effects, comparable to those of recognizing that the Earth is not the center of the Universe and that humans (*Homo sapiens*) evolved from previous species.

The past two decades have witnessed rapid growths in both the fields of extrasolar planets and data-driven astronomy. In a relatively short interval, we have seen a change from knowing of no extrasolar planets to now knowing far more potentially habitable extrasolar planets than there are planets in the Solar System. In approximately the same interval, astronomy has transitioned from a relatively data-starved field into one in which extensive sky surveys can generate 1 quadrillion bytes ($= 10^{15}$ B = 1 PB) or more of data.

The *Data-Driven Approaches to Searches for the Technosignatures of Advanced Civilizations* study at the W. M. Keck Institute for Space Studies was intended to revisit searches for evidence of alien technologies in light of these two developments. Experts from around the world, in a variety of disciplines, gathered for a week to assess what new kinds of searches might be able to be undertaken.

Of particular value for the search for technosignatures is that a data-driven approach may be able to mitigate biases, particularly unknown ones. Data-driven searches, being able to process volumes of data much greater than a human could, and in a reproducible manner, can identify *anomalies*—data that are inconsistent with a larger sample—that could be clues to the presence of technosignatures.

While the focus of the study was identifying technosignatures from other civilizations, it was recognized that there are other intelligent species on this planet, even if they do not employ technologies capable of being detected over interstellar distances. Learning from how various species have interacted, or coopted interactions, may provide clues for how to search for extraterrestrial intelligent species. Even more tantalizing would be if universal rules for communication among terrestrial species were to be identified.

A key outcome of this workshop was that technosignature searches should be conducted in a manner consistent with Freeman Dyson's "First Law of SETI Investigations," namely "every search for alien civilizations should be planned to give interesting results even when no aliens are discovered." This approach to technosignature searches is commensurate with NASA's approach to biosignatures in that no single observation or measurement can be taken as providing full certainty for the detection of life.

There was broad agreement at the workshop that a variety of machine learning techniques could be of value in searching large data volumes. These techniques range from extensions to the classic matched filtering techniques to techniques in which the members of a data set can be organized into groups based solely on the characteristics of the individual members. These machine learning techniques already are being applied, with increasing success, to a variety of problems in astronomy and other fields. Consequently, machine learning techniques present powerful tools for identifying anomalies in data.

Areas of particular promise identified during the workshop were the following:

Data Mining of Large Sky Surveys Various large sky surveys are in the process of being conducted or will initiate in the next decade. Not only will these surveys be conducted at a variety of wavelengths, many of them are introducing a *time domain* aspect, enabling rich multi-parameter searches for anomalies to be conducted.

All-Sky Survey at Far-Infrared Wavelengths No technology can be perfectly efficient, because of the Second Law of Thermodynamics. Any technology using substantial amounts of energy therefore will radiate some fraction of that energy as "waste heat," likely to be emitted at far-IR wavelengths. An all-sky survey at far-IR wavelengths could be profitable for both technosignature searches and the larger field of astronomy.

Surveys with Radio Astronomical Interferometers Searches at radio wavelengths have a long history in the technosignature field. Traditionally, these surveys have been performed with a single large radio antenna. Many technosignatures have been found, but they have been *interference* from terrestrial transmitters. The emerging suite of radio astronomical interferometers offers new possibilities for a combination of interference rejection and opening additional parameter space for technosignature searches.

Artifacts in the Solar System Even with the number of robotic spacecraft sent throughout the Solar System, there remains a great number of planetary bodies and vast reaches of interplanetary space that have been surveyed poorly, if at all. Further exploration of the Solar System is commensurate with larger planetary science objectives. Moreover, in the Solar System, there are terrestrial technosignatures on the Moon and Mars, the product of decades of international explorations of those bodies, that can be used as training grounds for searches for technosignatures elsewhere in the Solar System.



1. Background and Motivation

1.1 Field Revived by Exoplanet Research and Astrobiology

Whether other worlds exist, inhabited by other beings, is a question that has been posed for millennia, at least in Western civilization.¹ This speculation intensified, and science fiction blossomed, about other beings on the planets in the Solar System once it became clear that they were not just lights that moved in the sky relative to the background stars but physical worlds in their own right. In the latter half of the 20th Century, investigations by multiple spacecraft, from multiple nations, have established clearly that Mars may have had a temperate climate early in its history and prompted speculation that Venus might have as well.

In the last decade of the 20th Century, the discovery of planets around other stars changed the nature of the question entirely: There are other planets around other stars in the Milky Way Galaxy. Moreover, the first planets to be discovered were in surprising locations—first there were planets discovered around the pulsar PSR B1257+12 (Wolszczan & Frail 1992), then there were Jupiter-mass planets discovered orbiting extremely close to their host stars² (so-called “hot Jupiters,” Mayor & Queloz 1995). A key element of both discoveries is that the planets were discovered serendipitously, in data being collected for other reasons.

With the data returned from the subsequent *Kepler* and Transiting Exoplanet Survey Satellite (TESS) missions, the question of other beings on other worlds now has moved to a question of chemistry and biology. The number of known exoplanets³ now exceeds 5000. Simple extrapolation from the current data leads to the inevitable conclusion that there are “billions and billions” of planets in the Milky Way

¹“Do there exist many worlds, or is there but a single world? This is one of the most noble and exalted questions in the study of Nature.” St. Albertus Magnus, *De Caelo et Mundo* (13th Century)

²A discovery that resulted in M. Mayor and D. Queloz sharing one-half of the 2019 Nobel Prize in Physics “for the discovery of an exoplanet orbiting a solar-type star.”

³“Cosmic Milestone: NASA Confirms 5,000 Exoplanets”
<https://exoplanets.nasa.gov/news/1702/cosmic-milestone-nasa-confirms-5000-exoplanets/>

Galaxy. Crucially, even in the current census, the number of potentially habitable planets, those being at distances from their host stars such that liquid water plausibly might be present on their surfaces, could be in the hundreds.

Even if the conditions are such that Earth-like life might arise on another planet, does it? Were the conditions of the early Earth in some manner special, is life on Earth a lucky accident, or does life originate as soon as conditions allow? Even if single-celled organisms originate easily, do complex, multi-cellular organisms evolve? On the Earth, such complex, multi-cellular organisms have existed for only the last 10% of its current age (last 500 million years of its 4,500 million year age). During a small fraction of these last 500 million years, there has been a species capable of interstellar communication. Is it likely that there are other beings on other worlds capable of interstellar communication?

As described by the *Pathways to Discovery in Astronomy and Astrophysics for the 2020s* Decadal Survey report, considerable future work and investment for the next decades is “[i]nspired by the vision of searching for signatures of life on planets outside of the solar system.” Much of this work is focussed initially on identifying signatures of life or biological activity, so-called *biosignatures*, in order to inform and motivate both current initial searches and those to be conducted with future telescopes. In the next few decades, it is likely that we will have the answer, or at least austere constraints, on how likely it is that the chemistry on another planet will result in life originating. Even if biosignatures are found, they may not, or likely will not address the second set of questions, whether other beings exist on those other worlds.

This report is not meant to be a comprehensive summary of the searches for technosignatures, past, present, or future. Rather, it covers the subjects and ideas discussed at this workshop. For broader surveys of the literature on this subject, consult *SETI 2020: A Roadmap for the Search for Extraterrestrial Intelligence* (Ekers et al. 2002), “NASA and the Search for Technosignatures: A Report from the NASA Technosignatures Workshop” (2018), a comprehensive literature list curated by Reyes & Wright (2019), and *Technosignatures for Detecting Intelligent Life in Our Universe: A Research Companion* (Berea 2022).

1.2 State of SETI/Technosignature Research

The ultimate basis for the hypothesis that technically advanced civilizations, a.k.a. extraterrestrial intelligences (ETIs), may exist elsewhere in the Universe is the apparent universality of the laws of physics and chemistry, coupled with the astrophysical understanding of the processes of star and planet formation. The Earth is not unique, and the evolutionary processes that have led to the appearance of life, followed by the intelligent life, followed by the rise of a technological civilization, may well have operated elsewhere. This conclusion is reinforced by our understanding of the ubiquity of planetary systems. Demographic studies have shown that potentially one-third of Sun-like stars are orbited by an approximately Earth-size planet in the Habitable Zone (Zink & Hansen 2019); a small fraction of Sun-like stars likely even have multiple planets within their Habitable Zones. Measurements of the mass and density of some Earth-size planets have shown that they have rocky bulk compositions. Further, defining habitability in terms of water oceans atop rocky surfaces is a potential Earth-centric bias, and the fraction of truly habitable planets may be higher still.

Scientific approaches to the searches for extraterrestrial intelligence (SETI) and their technological manifestations (*technosignatures*) span a broad and diverse set of ideas, methods, and approaches. By far the largest effort has been in the attempts to detect signals at radio wavelengths for which the bandwidth-time product is of order unity (Tarter 2001). There are no known astrophysical sources with this property but many terrestrial examples; similarly, no natural radio signals are known that contain

some form of modulation. At visible and near-infrared wavelengths, short laser pulses are another example of a potential signal for which no known astrophysical equivalents exist (Howard et al. 2004, 2007; Zuckerman et al. 2023).

Initial efforts in the mid-20th Century focused on searches for simply modulated radio signals, mainly in the frequency range between the H I line at 1.42 GHz and the OH line at 1.67 GHz (a frequency range colloquially known as the “water hole”). SETI at these frequencies both reflected the chemistry bias indicated above and was likely influenced by the relatively rapid advances being made in radio frequency communications at that time. Such centimeter-wavelength radio SETI searches have continued to the present day, now spearheaded by the Breakthrough Listen project (Isaacson et al. 2017; Enriquez et al. 2017; Price et al. 2020; Sheikh et al. 2020; Gajjar et al. 2021).

An alternative approach is Optical SETI (OSETI), based on searches for very short laser pulses at visible and near-infrared wavelengths. This approach was proposed first by Charles Townes, soon after the discovery of the laser, when he recognized that laser communications might present an alternative to radio frequency communications. Pulsed optical SETI projects typically adopt a simple strategy of searching for astrophysical sources that are bright on approximately nanosecond timescales (e.g., from powerful pulsed lasers beamed toward Earth using optical telescopes as transmitters). A simple brightness-thresholding strategy has been employed to identify candidate signals in systems built to date (Howard et al. 2004, 2007). An all-sky/all-the-time optical SETI instrument in development (PANO-SETI, Wright et al. 2018c) opens the possibility for searching for more complicated signal types. Searches for spectroscopic features (e.g., narrow emission lines from time-averaged laser sources) have also been attempted on thousands of stars (Tellis & Marcy 2017).

Motivated by the diversity of approaches and the change in landscape, NASA held a Technosignatures Workshop, designed to review the field and assess both the current status and how NASA might advance it (“NASA and the Search for Technosignatures: A Report from the NASA Technosignatures Workshop” 2018).

1.3 New Directions, Expanding Beyond Past SETI Efforts

What the SETI approaches of the mid-20th Century have in common is a set of assumptions:

- A technically advanced civilization would choose to broadcast signals to other possible civilizations.
- It would do so using mid-20th Century (terrestrial-analog) technology, with the same biases that we have.
- It would use a coding or modulation that we would be able to decipher.

Needless to say, these assumptions could reflect a broad range of cultural and technological biases (e.g., the putative aliens would have a similar technological level as current human civilization). Given the diversity of human cultures, including the existence of ancient and medieval documents that have not yet been deciphered or translated,⁴ there is reason to doubt the likely success of such heavily biased approaches.

Similarly, the notorious Fermi Paradox (i.e., why we haven’t seen any evidence of ETIs, since surely they would have colonized the Galaxy by now), which has been and is used as an argument against the existence of ETIs, adds to the assumptions reflecting the colonial history on our planet to the technological and cultural biases mentioned above. It is entirely possible that we are simply not

⁴https://en.wikipedia.org/wiki/Undeciphered_writing_systems

advanced enough to understand the manifestations of a vastly more advanced technology, even if they are all around us.

The goal of this Workshop was thus to conduct a study that would be designed to minimize the cultural and anthropocentric biases that have dominated the searches for technosignatures in the past. While eliminating such biases entirely may be very hard or even impossible, recognizing them is the first step towards their amelioration.

Specifically, this Workshop focussed on the strategies that would use modern machine learning techniques, applied to the growing, rich data sets from a variety of digital sky surveys, to conduct objective and unbiased searches for sources or signals that would appear anomalous in some well-defined way, and to investigate the possible methods of separating those of possible artificial origins from natural, albeit rare physical phenomena.

We can distinguish two cases of possible detections of the manifestations of technosignatures: intentional attempts to communicate, and byproducts of a technological activity on a large scale (e.g., waste heat, irregular eclipses, signal modulations, etc.). The two cases may require different approaches and defining them was one of the goals of this Workshop. Another new challenge is whether there is an objective way to indicate the likelihood that a given detection is due to natural processes or is artificial in origin. This may be a challenge for the field of information theory.

1.4 Opportunities from Big Data and Machine Learning

The exponential growth of data volumes and rates, as well as the growth of the data quality and information content, is transforming all sciences, including astronomy. The data are mainly generated by the large sky surveys over the full electromagnetic (EM) spectrum, with non-EM channels (gravitational wave [GW], ultra-high energy cosmic rays [UHECRs], etc.) growing in importance. This exponential data flood has opened new scientific opportunities for the systematic studies of the Universe and its physical constituents. The sheer richness of this data (e.g., as measured in the numbers of detected sources, and the number of features measured for each one of them) enables profitable data mining, including searches for the rare or unusual objects and phenomena. Additional leverage comes from data fusion (e.g., between different wavelengths), that may reveal new knowledge present in the data, but not recognizable in any of the data sets separately. The initial generation of “single pass” panoramic sky surveys (e.g., Sloan Digital Sky Survey [SDSS], Digital Palomar Observatory Sky Survey [DPOSS], Two-Micron All-Sky Survey [2MASS], etc.) has led to the new generation of synoptic sky surveys that opened a new region of the observable parameter space, the time domain (e.g., Zwicky Transient Facility [ZTF], Catalina Real-Time Survey [CRTS], Vera C. Rubin Legacy Survey of Space and Time [LSST], various radio astronomical facilities, etc.)

The opportunities for the systematic searches and discovery of rare or unusual types of astrophysical objects as outliers in some parameter space of measurements has been recognized as one of the key scientific drivers within the Virtual Observatory environment (e.g., Djorgovski et al. 2001b,a), with Djorgovski (2000) considering the specific application to SETI. Since then, the data rates and volumes increased by at least a factor of 10^3 , with a commensurate increase in the scientific potential and technical challenges, which is why the time is ripe to open this new approach to detecting ETIs.

In general, the process involves detection of statistically significant sources or events, and their characterization in a high dimensionality data space that would include the measurements of their fluxes, spectral energy distributions, time variability, structure (if extended), etc. The measured or derived features are typically based on the domain expertise, and these feature spaces can have hundreds

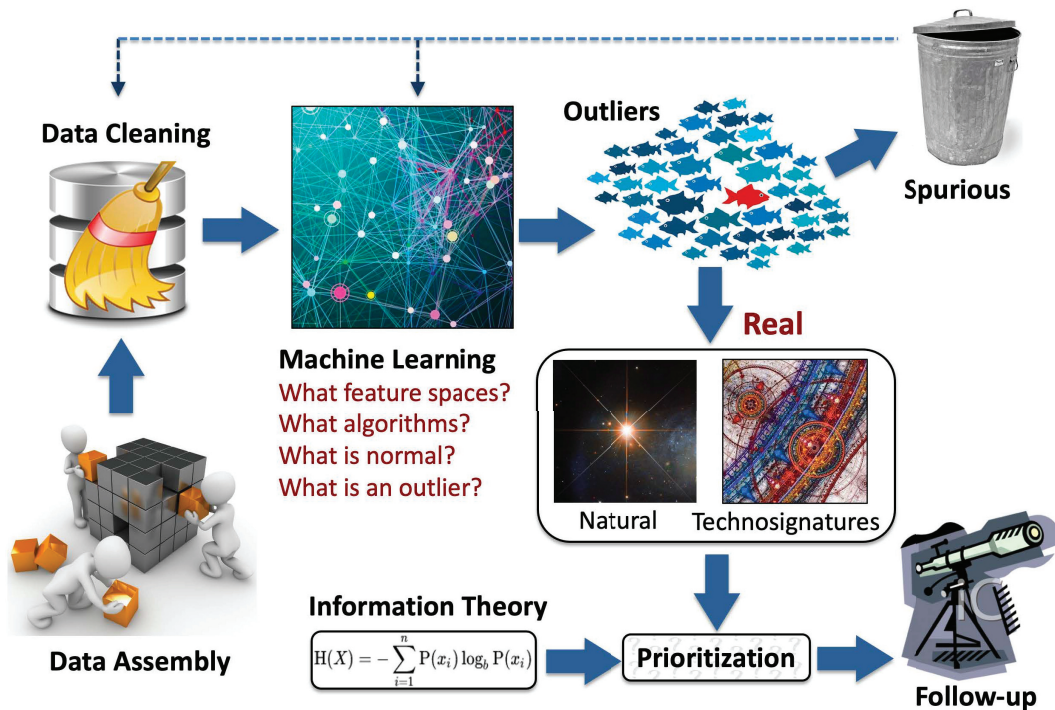


Figure 1.1: Schematic illustration of big data and machine learning for identification of technosignatures. Data preparation and cleaning of the measurement glitches and artifacts can be time consuming, and iterated as the outlier search algorithms identify the unrecovered ones. The choices of the machine learning (ML) algorithms and their implementation also require an extensive experimentation and validation. Establishing the nature of any genuine outliers in the data (defined in some objective manner as not belonging to any of the known types of objects) likely requires some follow-up observations, which may have to be prioritized on the basis of the available information.

of dimensions, although usually only a few tens may be independent and/or relevant for the problem at hand.

The key methodology here is unsupervised clustering, a machine learning approach in which the data themselves can determine the numbers of different classes of objects present, and the statistically significant outliers in some high-dimensionality data space. This is the least biased approach, as compared to, say, supervised classification, in which the number and identity of different classes of objects are pre-determined, with a suitable set of training, validation, and testing examples used to define the optimal classifications of objects. Such objectively defined outliers in a data/parameter space (i.e., somehow unlike or anomalous as compared to the bulk of all objects) constitute candidates to be examined further. The challenge is achieving a high completeness (not missing any interesting ones) while maintaining a low false alarm rate and doing so in a scalable manner.

Figure 1.1 illustrates how this task can be highly nontrivial, from the data assembly, cleaning and preparation, the choice of the right algorithms, a robust detection of outliers, many of which would be data artifacts that were not fully removed by the data cleaning process. The surviving candidates may be natural (and possibly interesting from an astrophysical point of view), or artificial (technosignatures), and their nature would have to be clarified through the suitably prioritized follow-up observations.

These are precisely the methodologies and tools used for the astrophysical exploration of the newly opened observable parameter spaces. In this regard, a search for technosignatures is no different than a search for new astrophysical phenomena, detectable as outliers in some observable parameter space. Thus, a search for technosignatures becomes a collateral benefit of a systematic, astrophysically motivated exploration of large and complex data sets and data streams.



2. Methodologies

2.1 Striving for Robustness

Past proposals for technosignatures have been strongly driven by assumptions about what an ETI would do, how, and why. These assumptions, in hindsight, often reflect the imaginer's cultural and historical environment more than they reveal any fundamental truths about the behaviour of intelligent beings. For example, Von Hoerner (1975) muses about the “obvious” problems of nuclear self-destruction and overpopulation that would explain the Fermi Paradox. Recent work, such as Frank et al. (2018) instead examines climate forcings from technological intelligences; the authors conclude that the path through exo-Anthropocenes, the process of learning to live sustainably with one's planet or perishing, might represent some sort of fundamental bottleneck.

Here, we strive to consider technosignatures differently, free from as many assumptions as possible. Strictly speaking, the only unbiased assumptions that we can make are that mathematics, physics, chemistry, and information theory are universal, and even then we recognize that there is likely more yet to be discovered in these domains—our knowledge of them is incomplete. Anything beyond these universal assumptions may be subject to biases reflecting how life and human civilization originated and evolved, to say nothing about technology. For example, it is in principle possible that technosignatures may involve as yet unknown physics, and thus be beyond what we can observe or interpret.

The NASA Technosignatures Report defined nine “axes of merit” for technosignatures searches. In that framework, we are trying to maximize merit along the axis of “inevitable” to “contrived/specific” - we want technosignatures that are inevitably produced by technology regardless of its creators or its purpose. In this report, this property is defined as robustness. Robustness relies on using fundamental laws from mathematics, physics, chemistry, astrophysics, and information theory that we can reasonably believe are universal. We would like to minimize our assumptions based on our particular biological and technological development as much possible for the design of a rigorous, scientific search.

Discussions of the motivation of an ETI affect not only theory, but also observation, creeping in to determine where and how technosignature searches have been performed in the past. This occurred partially because early searches were extremely limited in technical capability. When only small regions of parameter space can be searched at a time, a rationale about the benefits of one area over another is necessary to drive the selection of the parameters chosen for the search. However, in the era of big data and modern instrumentation, we no longer need to invoke motivation to decide where to search; we can search much larger regions at once and store all of the resulting data for later analysis. For example, much of the early radio SETI literature was devoted to the discussion of possible “magic frequencies”—regions of frequency space that were deemed more likely to hold a signal than others, often with the additional assumption that the signal was broadcast intentionally for the purposes of communication with other civilizations (e.g., the “water hole,” Oliver 1979). This discussion was important at the time, because receivers only had limited bandwidths and spectral resolutions. Now it is possible to record billions of channels simultaneously, over 6 GHz of bandwidth (MacMahon et al. 2018), so the specific choice of frequencies has become less relevant.

Application of objectively applied and statistically well-defined algorithms for the detection of outliers in large data spaces offers a path towards minimizing such human biases. Likewise, we explore the searches for technosignatures from sources other than intentional communication. This will include searches for physical artifacts inside the solar system, remote signatures of technological activity outside the solar system, and looking for unintentional information-carrying signals.

We note that any objectively defined “anomalies” found in a systematic search may be due to either rare or previously unknown natural phenomena, which would be a valuable result by itself, or a manifestation of technosignatures. The two possibilities may be indistinguishable in the primary observations; follow-up observations are likely to be necessary.

2.2 Recognizing and Minimizing the Human Biases

We have formulated the following assumptions that we believe are sufficiently robust as to minimize the possible biases:

- Mathematics, physics, chemistry, and information theory are universal. Everything else is a subject to the human biological, anthropological, cultural, and technological biases.
- Living organisms and civilizations consume energy and generate entropy within their environment, often in the form of a waste heat. They modify their environments and can co-evolve with them. They may be sources of information, which we can detect as technosignatures.

We are also cognizant of some fundamental limitations:

- We do not know whether the carbon+water chemistry is the only path to life and intelligence, although it could be. Rapidly improving Artificial Intelligence on our planet shows that an inorganic intelligence is possible. Science fiction provides many other potential examples.
- There is almost certainly physics beyond that we already know, but we cannot meaningfully speculate about the possible implications for our subject. They may well be better mechanisms for information and matter transfer than those that we know.

However, the most important and hard-to-eliminate biases come from the human psychology, history, and culture. The following anecdote illustrates this point: In the early 20th Century, the three great inventors, Nikola Tesla, Thomas Edison, and Guglielmo Marconi all thought that they detected radio signals from Mars,¹ at frequencies around 3 kHz, which we now know cannot penetrate the Earth’s

¹<https://anengineersaspect.blogspot.com/2013/03/hello-earth-early-20th-century.html>

ionosphere,² but which they did not know at the time. All three were firmly convinced that these were messages from the outer space, and Mars in particular. Marconi even thought that some of these putative signals used Morse code! These were brilliant men, and yet this was their interpretation, based on the technology they knew, unaware of the ionospheric physics and sources of radio noise, clearly influenced by then current fascination with Mars, and projecting to the putative Martians the intents that would be like their own.

2.3 Defining Outliers

An outlier is an observation that does not conform to expected behavior (Chandola et al. 2009) or observations from its resident sample or dataset (Goldstein & Uchida 2016).

Even the use of objective tools like machine learning and statistics can be subject to biases, e.g., about the underlying probability density distributions in the data. Such biases can lead to inappropriate choices of algorithms, and thus to misleading results. For example, if Gaussian distributions are assumed, any apparent outliers may be simply manifestations of the “fat tails” of the true distributions, for example, power laws or exponentials. Another problem is that any machine learning results are only as good as the training data sets that are used, and they can be incomplete (missing a sufficient number of training examples in some region of the feature space), unbalanced (which favors the types of phenomena that are over-represented in the training data set), or simply contaminated by bad measurements or errors that have not been caught during the initial data cleaning or preparation. Blind use of machine learning tools can produce misleading results or miss important findings. Multiple algorithms and data models should be used, along with very extensive testing.

Some outliers, once discovered, should be addressed or discarded. Examples include contaminants or artifacts caused by (i) Errors associated with telescope optics, detectors, or observing conditions, or (ii) Measurement or modeling errors induced by data reduction, photometric processing, or modeling software. In some cases, one discovered, such outliers can inspire improvements to the upstream data acquisition or processing steps.

Alternately, an outlier could be a valid astronomical source or an object that presages scientific discovery, even if not a technosignature per se. Quasars (Schmidt 1963), radio pulsars (Hewish et al. 1968a), and cosmic gamma-ray bursts (Klebesadel et al. 1973) were all discovered by astronomers who manually inspected aberrations in their data.

Because the former class of outliers always (dramatically) outnumbers the latter class, a well-known challenge is to distinguish between these two classes in a robust manner. Traditionally, this discrimination is done by specifying a *false alarm probability*, with intensive inspection of outliers passing such a threshold. The key risk with such an approach is often characterized as *Type I* and *Type II* errors, in which an outlier that does not represent an actual astronomical source is identified as such (Type I) or an outlier that is an actual astronomical source is incorrectly discarded (Type II). While this challenge of keeping the desired outliers and eliminating the undesired is not new, it is particularly challenging in an era of large data sets.

There are two axes of outlier categories: *global* versus *local*, and *individual* versus *clustered*. A global outlier is an observation that is unusual with respect to its entire sample. A local outlier is an observation that is unusual with respect to a specific subset or subspace of its sample. Alternatively, outliers may be individual or clustered in small groups. Outlier clusters may lead to the discovery of new classes of objects.

²For a potential exception to this conclusion, see Corum & Corum, “Nikola Tesla and the Planetary Radio Signals,” <https://radiojove.gsfc.nasa.gov/education/educationalcd/Books/Tesla.pdf>.

Unsupervised clustering is the standard methodology for outlier/anomaly detection and many algorithms exist. The choice of the optimal ones depends on the given situation, the nature of the data, and the geometry and topology of data distributions in the feature space. One critical choice is the normalization of the input variables and the metric choice for the feature space, and a number of different possibilities exist.

2.4 How Discoveries are Made

2.4.1 Exploration of Observable Parameter Spaces

In general, empirical discoveries tend to be due to the technological advances, leading to measurements that were previously not possible. A useful approach has been formulated by Harwit (1975, 2003), who defined observable parameter spaces with axes such as wavelength coverage; flux sensitivity; spatial, temporal, or spectroscopic resolution; etc. As our coverage of these parameter spaces improved, new astrophysical phenomena were discovered. In the era of big data and large digital sky surveys, this framework can be refined further (Djorgovski et al. 2012).

Every astronomical observation, surveys included, covers some finite portion of the Observable Parameter Space (OPS, Figure 2.1), the axes of which correspond to the observable quantities, e.g., flux wavelength and sky coverage. Every astronomical observation or a set thereof, surveys included, subtends a multi-dimensional volume (hypervolume) in this multi-dimensional parameter space. One example is the “cosmic haystack” of SETI searches, the axes of which are the area, depth, and frequency (e.g., Tarter 2001). We are also starting to add the non-electromagnetic information channels: neutrinos, gravitational waves, and cosmic rays; they add their own dimensions to the general OPS. The dimensionality of the OPS is given by the number of characteristics that can be defined for a given type of observations, although some of them may not be especially useful and could be ignored in a particular situation. Some parts of the OPS may be excluded naturally, e.g., due to quantum limits, diffraction limits, opacity and turbulence of the Earth’s atmosphere or the Galactic interstellar medium (ISM) at some wavelengths, etc. Others are simply not accessible in practice, due to limitations of the available technology, observing time, or funding.

The coverage and the dimensionality of the OPS determine what can be detected or measured; it fully describes the scope and the limitations of our *observations*. It is in principle enormous, and as our observing technologies improve, we cover an ever greater portion of it. Selection effects due to the survey limitations are also more apparent in such a representation. Examining the coverage of the OPS can yield insights for the optimal strategies for future explorations.

As catalogs of sources and their measured properties are derived from imaging surveys, they can be represented as points (or vectors) in the *Measurement Parameter Space* (MPS, Figure 2.2). Every measured quantity for the individual sources has a corresponding axis in the MPS. Some axes could be derived from the primary measured quantities (e.g., fluxes), while some may be from their combinations (e.g., flux ratios). Some parameters may not even be representable as numbers, but rather as labels; for example, morphological types of galaxies, or a star vs. a galaxy classification.

While the OPS represents the scope and the limitations of observations, MPS is populated by the detected sources and their measured properties. It describes completely the content of source catalogs derived from the surveys through data reduction pipelines. The application of ML methods for exploration and analysis is done in the MPS. Each detected source is then fully represented as a feature vector in the MPS (“features” is a commonly used computer-science term for what are called measured parameters here). Modern imaging surveys may measure hundreds of parameters for each object, with a corresponding dimensionality of the MPS; however, many axes can be highly correlated

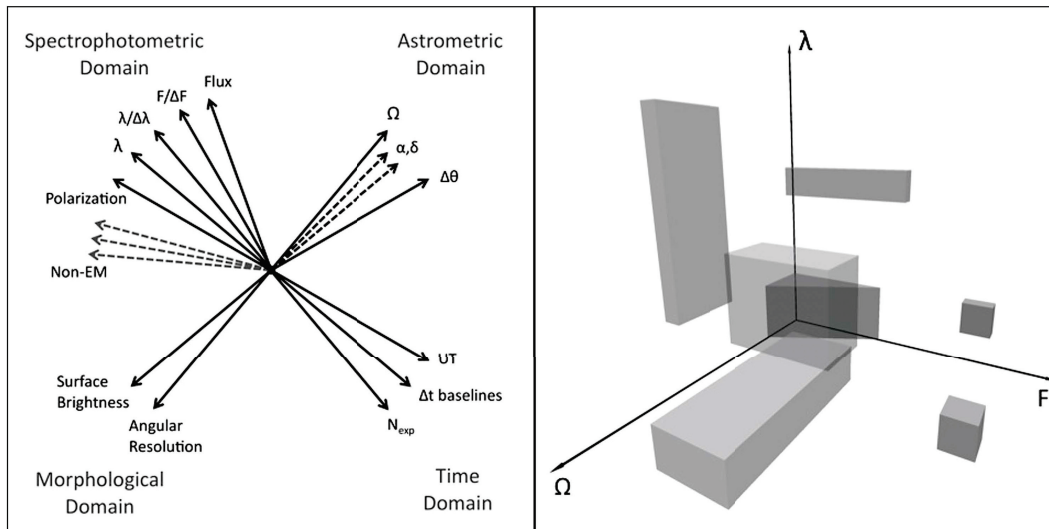


Figure 2.1: Observable Parameter Space (OPS). All axes of the OPS corresponding to independent measurements are mutually orthogonal. Every astronomical observation, surveys included, carves out a finite hypervolume in this parameter space. (*left*) Principal axes of the OPS, grouped into four domains; representing such high-dimensionality parameter spaces on a 2-D paper is difficult. (*right*) Schematic representation of a particular 3-D representation of the OPS. Each survey covers some solid angle Ω , over some wavelength range λ , and with some dynamical range of fluxes F . Note that these regions need not have orthogonal, or even planar boundaries. (Figure from Djorgovski et al. 2012.)

(e.g., magnitudes in a series of apertures). It is thus a good idea to reduce the dimensionality of the MPS to a minimum set of independent axes, before proceeding to further data analysis.

Observed properties of detected sources can then be translated through the process of data reductions and analysis into their physical properties, usually requiring some additional or interpretative knowledge, e.g., distances, and/or assuming some data model. These form the physical parameter space (PPS), where typically the scientific discoveries are made. The MPS describes observations of individual sources found in a catalog; the PPS is populated by astronomical objects, again quantified as feature vectors. The MPS and the PPS may partly overlap. Some authors erroneously use the term “phase space” for some or all of these; a phase space is a space of possible states of a given physical system, but a supernova is not a different state of a pulsating variable star, and a pulsar is not a different physical state of a quasar, but different types of objects can and do share the same, well-defined parameter spaces.

Surfaces delimiting the hyper-volumes covered by surveys in the OPS map into the selection effects in the MPS and its projections to lower dimensionality parameter spaces. These, in turn, map directly into the selection effects in the PPS. The combination of these parameter spaces thus represents a quantitative framework for data analysis and exploration, that also defines observational biases that can affect a search for technosignatures or any other unusual types of sources. In this framework, we search for the outliers in the MPS, and their interpretation (usually following some follow-up measurements) places them in the PPS, which is where we may distinguish technosignatures from interesting and unusual natural phenomena.

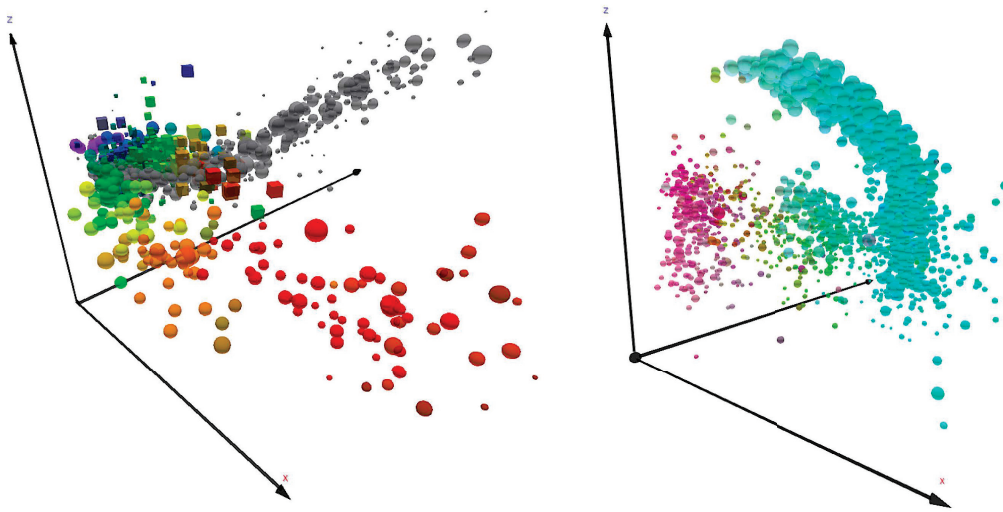


Figure 2.2: Examples of 3D projections of the Measurement Parameter Space (MPS), specifically colors, from Djorgovski et al. (2012). Only a few thousand objects are plotted, for clarity. (*left*) Colors of stars, quasars and galaxies in the SDSS *ugriz* color space. Galactic stars are represented as gray spheres, quasars as colored spheres with the color indicating the redshift, and galaxies as cubes, with the colors indicating the redshift, but on a different scale from the quasars; the sizes of the data points indicates the apparent magnitudes. (*right*) Colors of quasars in the SDSS *ugr* and the *Spitzer* $3.6 \mu\text{m}$ band, from Richards et al. (2009). Objects of different types or sub-types form clusters and sequences in the MPS, that may be apparent in some of its projections, but not in others. In these examples, distributions in the space of observable parameters also carry a physical meaning, and can be used to separate the classes, or to search for rare types of objects, e.g., high-redshift quasars. Thus, visual inspection and exploration of data represented in the MPS can lead directly to new insights and discoveries. In addition to the three spatial axes, one also could use the sizes, shapes, colors, and transparencies of the data points in order to encode additional dimensions. A more rigorous approach is to use various Machine Learning tools, such as the unsupervised clustering, classification, anomaly or outlier searches, correlation searches. Data taken from Richards et al. (2009).

Large digital sky surveys offer both an ever increasing coverage of these parameter spaces, and also larger numbers of detected sources, which improves the chances of finding some rare and unusual types. This, for example, is now a standard approach to discovery of quasars.

We emphasize that this approach represents a systematic exploration of these parameter spaces. Sometimes the term “serendipity” is used, which is a misnomer: it implies stumbling upon something interesting by a sheer dumb luck, which is very different from a systematic exploration. In some cases, this exploration may be guided by a model that predicts observable properties of some type of objects, e.g., Dyson structures with their waste heat. In other cases, the exploration could be entirely unbiased by any expectations, and detect “anomalous” sources using some objectively defined unsupervised clustering algorithm, reflecting the data science motto: “let the data tell you what is in the data.” Doing so requires large, information-rich data sets and the correct algorithms.

2.4.2 Data Fusion

Another path to discovery is through data fusion. New knowledge may be present in the individual data sets, but not recognizable as such, and revealed through data fusion. Astronomy offers many cases, usually from combining data from different wavelength regimes. One example is the ultraluminous starburst galaxies, originally catalogued as morphologically peculiar by H. Arp and others. Only with the opening of the far-infrared sky by the Infrared Astronomical Satellite (IRAS), were they identified as ultraluminous objects powered by a dust-obscured star formation, and an important link in galaxy evolution. Quasars were first noted in the 1920s, and misclassified as variable stars (such as the BL Lacertae, the prototypical blazar). Only with the advent of radio astronomy in the 1960s, and the optical identification of some of the radio sources, were they revealed as a previously unknown phenomenon of nature, with many cosmological implications.

2.4.3 Missed Discoveries

It is also of interest to understand how discoveries can be missed. One mechanism is that the data needed to make the discovery were not available at the time, like in the examples cited above. Another curious case is Galileo's detection, but not discovery, of Neptune in 1612–1613; Galileo did not have any reason to think that this was not just another background star (Kowal & Drake 1980). Another example is the discovery of radioactivity: 40 years before H. Becquerel reported it in 1896, the photographer Abel Niépce de Saint-Victor made the same discovery and even reported it to the French Academy of Sciences, but it was ignored since it did not fit in the established understanding of the world.

Thus, in the era of big data, new discoveries can be made through a systematic exploration of information-rich data spaces, and can be missed either because they look like something already known, or because they do not fit in the established picture and expectations, and are always dependent on our expectations, experience, and the physical models of the world.



3. Insights from Other Fields

When thinking about communicating with ETI, and going beyond elementary mathematical facts, such as the existence of prime numbers or the Pythagorean theorem, there may be insights from our own planet. These insights includes communication between different cultures, which may be separated widely in time, and interpretation of their artifacts; communication with or within other biological species; and communication with non-biological intelligence such as artificial intelligence (AI).

Indeed, it even may be that intelligence can be regarded as a planetary-scale process (Frank et al. 2022). Aspects of the different possible manifestations of intelligence are discussed in the Santa Fe Institute’s report “Foundations of Intelligence in Natural and Artificial Systems: A Workshop Report” (Millhouse et al. 2021).

3.1 Communication and Interpretation Between Different Cultures or Eras

Humans often do not communicate well even within their own species, individually or collectively. History abounds with examples of failed communications between independently developed cultures, due to their different needs, beliefs, and priorities. For the same reasons, it can be difficult to fully understand ancient cultures and their artifacts. Cultures evolve, are subject to many factors, and may diverge (Boon et al. 2021). Data-driven computing opens new venues to understand such processes (Foster 2018; Evans & Foster 2019).

Archeologists sometimes find it difficult to decide whether a particular object, such as an unusually shaped rock, is an artifact (a tool, an object of worship, . . .), or a natural object (e.g., Semaw et al. 1997; Proffitt et al. 2023). In such cases, contextual information is critical; for example, was it found next to ancient bones or remnants of a fire, is it similar to other objects of an established origin (artifact typologies), does the object bear markings that are unlikely to occur naturally, . . .? The use of radioisotope dating can help establish the temporal correlations or their absence. Even if it is clear that we are dealing with a cultural/technological artifact, such as the Antikythera mechanism, the function

of which is understood, we still may not be aware of the intellectual ecosystem from which it springs, or its history and provenance. A similar situation likely will arise if we discover a potential ETI artifact somewhere in the Solar System.

Similarly, writings on the walls, tablets, . . . , may be hard or impossible to understand, if they are based on a sufficiently different model of the representation of information. Two classic examples¹ are Linear A and the hieroglyphic Minoan script from Crete, both of which are still not understood.

Yet, all of the above represents human cultures, including many possible anthropocentric biases. Should we ever encounter ETI communications or artifacts, their interpretation would likely be much harder and subject to the same interpretative biases. However, these experiences from anthropology and archeology may be a starting point.

3.2 Interactions with Other (Biological) Species

In the search for ETI, or for intelligent species on other planets, it would be helpful to identify any universal rules of communication in species on Earth. As early as the late 1970s, Morton (1977) identified motivation rules in the acoustics of both mammals and birds. Further work with other species has at least confirmed this finding. If there are other universal patterns to the myriad of species on this planet, and they can be decoded, it might help develop algorithms or pattern-matching software for future encounters. Being open to assessing other “types” of intelligence may be critical in this process, regardless of the taxa type (Herzing 2014). Not only would identifying any intentional signaling be valuable (§4.1), but an objective would be to determine if nonhumans had language or language-like structures in their communication, furthering our interactions. Determining types of encoding that the animal world uses might, in the end, help in decoding strange signals from space or those found on another planet.

The ability and ideas around communicating with nonhumans creates many challenges and equally more questions. After almost four decades of underwater experience studying an aquatic social society, and both observing them and interacting with dolphins, the following are some of the main observations and questions directed to the search for ETI. There are two main scenarios for communicating with nonhumans; real-time interactions and passive observation and data collection.

When communicating with another species in real-time, it is essential to understand their sensory system and intraspecies communication system (Herzing 2010). Knowing on which modality or modalities to focus is essential—Acoustic modalities are appropriate for dolphins, birds, bats, elephants, hippopotami, prairie dogs; visual modalities are appropriate for chimpanzees, cephalopods, fireflies. Secondly, in terms of factors driving the communications, determining whether it is environmental constraints (e.g., dense vs. sparse forest) or the social structure (e.g., group competition, social alliances) is important. Finally, it is important to determine how much interest and motivation another species has in communicating with humans and how another species might perceive us (Davis & Balfour 1992).

Nonhuman species themselves have two strategies for interspecies communicative activity: (i) Passive observation and coopting signals, e.g., sentinel bird alarm signals (Munn 1985); and (ii) Creation of mutually agreed upon signals outside of both species’ repertoires, e.g., orca pod interactions across dialects (Ford 1991). Some species also demonstrate acute awareness of others and utilize either acoustic crypticity (orcas) to hide their signals in background noise (Barrett-Lennard et al. 1996) or utilize two different channels of visual signals simultaneously like cephalopods (Brown et al. 2012), one for a conspecific (courtship signals) and another for a competitor (aggressive signals).

¹Other examples are discussed at https://en.wikipedia.org/wiki/Undeciphered_writing_systems

3.2.1 Human and Nonhuman Communication: In the Wild and Scientific Approaches

Humans have a nonscientific history of interacting with other species for mutual benefit, such as deriving honey from a hive from interactions with honeyguide birds (Isack & Reyer 1989) or deriving advantage for netting fish from interactions with bottlenose dolphins (Simões-Lopes et al. 2016), some over multiple generations of both fisherman and dolphins. Scientists also have a long history trying to cross the species boundary by creating mutual systems usually with referential labels like objects or names, with other primates (chimpanzees, gorillas), as well as bird and dolphin species (Herzing 2016). Most attempts have involved technology since it often requires bridging the gap across modalities (i.e., a dolphin cannot use a touch keyboard and an ape cannot make complicated vocal sounds).

3.2.2 Passive Observations and Data Sets

For remote collection of data and data mining for long-term interaction, machine learning tools and other Artificial Intelligence operations can help (§1.4, §5.2). Developing new algorithms to data mine could be helpful in this process. Showing proof-of-concept by testing on known data (e.g., human languages) and further tests on the myriad of nonhuman communication datasets on Earth would expand our abilities to prepare for alien communications. Such a process might help us distinguish between attention-getting signals vs. referential animal signals (e.g., hand waving vs. detailed information). Like any anthropologist, the use of metadata (e.g., life history, age, relations) will be critical to interpret the meaning and functional use of signals.

3.3 Communication With Non-Biological Intelligence

Intelligence need not be biological, as demonstrated by the rapidly developing fields of Artificial Intelligence (AI). Its substrate, architecture, and operational principles are fundamentally different from biological intelligence, and it thinks differently. Just like biological intelligence, it evolves, only much faster. In AI, humans have created an alien intelligence on planet Earth.

Current AI systems are built by humans and trained on the data produced by humans, such as the Web content. The interfaces to AI are designed to be compatible with human understanding, such as the text generated by GPT-based networks, or voice-activated assistants (Siri, Alexa, . . .). Virtual human avatars are increasingly being used as interfaces to various AI-based services, since humans like to communicate with other humans. This is also why in the popular culture ET aliens are usually represented in a humanoid form, which is a clear signal of anthropogenic biases that can affect searches for intelligence beyond Earth.

Current AI could be regarded as symbiotic with humans, as ever more complex tasks are outsourced to it, from Web searches to self-driving cars, and beyond. AI-produced results that humans could not achieve on their own also are beginning to appear. Examples include novel strategies for the game Go by AlphaGo (Holcomb et al. 2018) and the solution to the protein folding problem by AlphaFold (Callaway 2020). The rapidly evolving AI technology offers another possibility that may help with understanding better the possibilities of communication with ETI, by training the AI systems with scientific facts from mathematics, physics, and chemistry, rather than with human-generated content (say, the Web), which inevitably contains deep anthropocentric biases of all kinds.

Given that AI's technological evolution, which is still controlled by humans, is already several orders of magnitude faster than the biological evolution that led to primate intelligence, it is possible that the dominant form of ETI is some form of AI, and that its manifestations may be beyond the scope of human understanding. We will refrain from any further speculations in this regard.



4. Types of Technosignatures

Consistent with discussions within the larger community, the KISS workshop participants focused on two broad classes of technosignatures: those resulting from emissions produced by another civilization and those associated with structures engineered by another civilization. The former has been the focus of much work in technosignatures or SETI in the past decades, but improvements in terrestrial technology and particularly efforts to detect extrasolar planets, and potential biosignatures from them, mean that detecting engineered structures is increasingly feasible.

4.1 Intentional vs. Unintentional Technosignatures

The search for technosignatures, particularly in the SETI context, has often focused on *intentional* technosignatures, in which a civilization undertakes an activity specifically to attract the attention of another civilization. Often searches have been structured toward finding (electromagnetic) signals transmitted in a manner designed for reception and understanding (decoding), or even explicitly directed at Earth. However, it has long been recognized that it might also be possible to *eavesdrop* (e.g., Billingham & Tarter 1992), or detect signals that a civilization might transmit for its own purpose with no expectation for reception by any other civilization. Such transmissions are often termed “leakage.” Indeed, such signals might even be encoded, though with codes not intended for communication; radar signals are prime examples, and terrestrial radars for planetary science and planetary defense are used commonly as examples of signals that would be detectable over interstellar distances. More generally, civilizations may develop technologies that are detectable over interstellar distances, even though detection by another civilization is not the intent.

As discussed earlier in this report (§1.3 and Chapter 3), deciphering ETI communications that are the result of leakage or from eavesdropping is likely to be an extremely challenging activity. Notwithstanding such challenges, determining that intelligent civilizations exist elsewhere of course would still provide ample rewards for biology and astronomy. Less discussed, but still notable, is the

possibility that an ETI might choose deliberately to encode transmissions in a manner that would make detection or decoding or both difficult.

4.2 Communication

The detection of technosignatures and SETI have often focussed on signals intended for communications, perhaps because there are ample examples of communications from animal life on Earth, with birds, cetaceans, and primates being species that make notable use of coded communications. The question of what type(s) of signals for which it makes the most sense to search, when looking for communications from ETIs, has been the subject of a good deal of study. Indeed, the approximately 500-page book *SETI 2020: A Roadmap for the Search for Extraterrestrial Intelligence*, intended to provide a roadmap for searches for the next two decades, is mostly devoted to this topic. It summarizes the work of approximately 40 eminent scientists and engineers (from both academia and industry) who met together for four workshops over two years. Many of their arguments remain relevant, and here we only will summarize their findings briefly, with additional mention of a few related papers and add some very brief commentary of our own.

The following thought orients all the rest: assuming that there are some ETIs attempting to communicate with us (and presumably a host of other possibly inhabited planets), the fact that we do not already see an unmistakable beacon in the sky implies that these ETIs are operating under limiting constraints, and so communicating efficiently will be a priority. Since we need to meet the ETIs partway, it makes sense to consider efficient communication. A common proxy for this is the (transmitted) energy per (detected) bit of information. From that starting point, everyone arrives at the following two conclusions.

1. **It violates common sense to search for ETI signals carried by gravitational waves or neutrinos.** Both interact so weakly with normal matter that the energy cost to transmit even a few detected bits of information is *many* orders of magnitude greater than for transmitting the same information via electromagnetic waves. It is similarly impractical to send information with particles such as protons, since, e.g., the trajectories of protons with energies below about 10^{12} GeV are severely bent by the Galaxy's magnetic field, while a 1 eV photon travels straight, and with little attenuation by dust in most directions. So we should only consider EM searches.
2. **In order to minimize the size of the background,** and therefore maximize signal-to-noise ratio at fixed power, the ETI will communicate in a narrow frequency band, or in very short pulses, or with some combination of those two strategies. Most current searches are based on just these assumptions.

Beyond those two points, one can consider various ETI observing strategies, and then consider their “cost”—the proxy for which is the total energy required for the search—and then selecting the waveband(s) at which to look by assuming that the ETI is attempting to minimize cost at (something like) fixed number of contacted civilizations. At this point, observing strategies are roughly separated into two main types: all-sky and directed searches in promising-looking region (e.g., solar systems with planets in the habitable zone). Broadly, for all-sky searches, Shannon's Theorem suggests that the optimum is at long wavelengths (e.g., radio), as the energy/photon scales as $1/\lambda$. On the other hand, for directed searches, the fact that shorter wavelengths can be better focused (for fixed telescope size), by both transmitter and receiver complicates the relation between waveband and cost, and so further considerations (e.g., the ETI communication strategy and the cost of telescope construction, for both the ETI and us) have to be specified/guessed in optimizing the search band.

SETI 2020 recommended feasibility studies of, or construction of test pieces for, three projects. One recommendation helped lead to construction of the Allen Telescope Array (ATA) of radio telescopes (currently containing about 10% of number of planned number of dishes). Another suggestion was laser searches in the optical or infrared, as later demonstrated by Howard et al. (2004), and the third was the Omnidirectional Sky Survey (OSS), for which there are now examples (Law et al. 2015; Ratzloff et al. 2019; Wright et al. 2018c) though SETI has not been a primary motivation for most systems.

We shall not recapitulate here the much more complete treatments in *SETI 2020* but end this section by mentioning how the assumptions of the various authors of *SETI 2020* might be too restrictive. An implicit assumption underlying much of the discussion of “favorable bands” is that the ETI is, in some sense, “paying” for all the energy it uses. However, one can envision the ETI making use of pre-existing energy sources. One example, which has been studied to some extent, is to use naturally occurring astronomical masers to amplify signals that are beamed through them (e.g., Cordes 1993; Chennamangalam et al. 2015). Another idea, discussed further in Chapter 6 (“Recommended Searches”) is that a highly advanced ETI could modulate the energy output of active galactic nuclei (AGN), e.g., by using disk instabilities to modulate the accretion rate. The idea is that the signal power comes for free; one just has to introduce some modulation that connotes intelligence.

4.2.1 Radio Frequencies

The use of radio frequencies as a means of interstellar communications dates to at least the discovery of celestial radio emissions. In its coverage of Karl Jansky’s discovery of radio emissions coming from the direction of the center of the Milky Way Galaxy (Jansky 1933), the *New York Times* noted (as part of the headline), “No Evidence of Interstellar Signaling.” Undoubtedly, this headline was influenced by the fact that terrestrial radio communications was still a relatively new area, and potentially by the fact that Jansky’s discovery had been initiated his work in support of the Bell Labs’ objective of improving long-distance communications.

The modern era of consideration for interstellar communications with radio frequencies is dated commonly to the work of Cocconi & Morrison (1959a). The attractiveness of radio frequencies for interstellar communications is motivated by three factors:

1. Radio waves are relatively inexpensive to produce. A single Watt of power produces of order 10^{24} radio photons at the frequency of the hyperfine transition of neutral hydrogen (1420 MHz), which is one of the classical frequencies for consideration of interstellar communications. The reasoning is that any civilization capable of considering interstellar communications would be aware of this quantum mechanical effect from the most abundant element in the Universe.
2. Radio waves can be focussed relatively effectively. Because of the inverse square law, whether a signal is detectable over interstellar distances depends upon, in part, both the power at which it is transmitted and the distance. A common metric is the *effective isotropic radiated power* (EIRP), which can be enhanced by focussing the transmission. With human civilization having already produced multiple radio telescopes with significant focussing capabilities (notably the now-collapsed Arecibo telescope and the Five-hundred meter Aperture Spherical Telescope [FAST]), it is plausible that other civilizations would be capable of similar constructions.
3. Radio frequencies suffer little absorption, even on Galactic-scale distances. For instance, radio sources in and near the center of the Milky Way have been observed since the early days of radio astronomy (e.g., Oort & Rougoor 1960), while observations of the Galactic center at visible wavelengths can suffer up to 30 magnitudes of extinction.

4.2.2 Optical Pulses

Only two years after Cocconi & Morrison (1959b) suggested that extraterrestrial civilizations could be detected by broadcasts at radio frequencies, and only a year after the demonstration of stimulated emission at visible wavelengths, Schwartz & Townes (1961) proposed that laser transmissions would be an effective means of communicating over interstellar distances.

The attractiveness of lasers for interstellar communications is motivated by the following factors:

1. Laser transmissions naturally have a high directivity, so that transmissions have the potential to reach to larger distances while remaining detectable.
2. The sky is dark on nanosecond time scales. Over interstellar distances, the average number of photons received from a dwarf star is less than one per nanosecond. By contrast, it is quite feasible to produce nanosecond-duration pulses at visible or infrared wavelengths. Thus, any source of repetitive nanosecond-duration pulses reasonably can be interpreted as a deliberate transmission.

One potential concern with laser transmissions is that propagation distances in the disk of the Milky Way Galaxy are not expected to be more than a few kiloparsecs due to dust obscuration. However, this concern can be mitigated by considering the use of near-IR lasers, which can propagate over Galactic-scale distances with only modest absorption.

While the concept of searching at visible or infrared wavelengths has had a steady presence in the literature (e.g., Kingsley 1993), the number of searches has been considerably smaller than those conducted at radio frequencies. More recently, there have been an increasing number of efforts to search for laser pulses (Howard et al. 2004; Wright et al. 2018c; Maire et al. 2019).

Finally, there also have been multiple suggestions of using lasers as a means of propelling interstellar spacecraft, as doing so would reduce or eliminate the need for the spacecraft to carry fuel (e.g., Marx 1966; Lubin & et al. 2015). Such lasers naturally would have high powers and be capable of being detected over interstellar distances.

4.3 Large-scale Manifestations of Technological Civilizations

4.3.1 Waste Heat from Dysonian Structures

At the dawn of the era of modern SETI, Dyson (1960a) recognized that the exponential growth of an extraterrestrial species' energy demand could lead it to occupy "an artificial biosphere which completely surrounds its parent star." Such a "Dysonian structure" could not be 100% efficient in capturing and using the energy emitted by the host star, and an the observational consequence of the "energy metabolism" of such an extraterrestrial technology likely would be detectable at wavelengths near 10 μm . Kardashev (1964) dubbed such a structure a "Dyson sphere," although the original suggestion was quite general, and Dyson (1960b) and Dyson (1966) clarified subsequently that he was referring to a swarm of orbital structures, not a solid sphere or any other specific form of engineering.

The focus by Dyson (1960a) on the waste heat of technology is probably the most "robust" technosignature proposed to date. It is a completely general approach focuses on inevitable aspects of technology (the waste heat that accompanies any energy use, as required by the laws of thermodynamics) instead of relying on guesswork on the motivations, purposes, or engineering methods of extraterrestrial beings.

Searches for Dysonian structures are thus simply searches for *any* technology that commands a large energy supply. As such, a search of the sky at those wavelengths for point sources of emission would be worthwhile. Wright (2020) provides a more extensive discussion about Dyson structures.

Previous Searches for Stellar Dysonian Structures

The first systematic search for Dysonian structures was by Jugaku & Nishimura (2004), who focused on *IRAS* flux measurements of 12 μm emission from fewer than 400 nearby, solar-type stars, with upper limits reported simply as $K - [12]$ colors. The second was by Carrigan (2009) who examined 11,224 point sources in *IRAS* with low-resolution spectra, using those spectra to classify infrared bright sources and reject natural confounders. He found three interesting targets, all likely asymptotic giant branch (AGB) stars. He presented an upper limit of no Dysonian structures with more than $1 L_{\odot}$ of waste heat within 300 pc.

Arnold (2005) pointed out that Dysonian structures would be easily identified in transit by observatories such as *Kepler*, which by design were sensitive to orbiting material of characteristic size R_{\oplus} or larger. Wright et al. (2016) explored all of the anomalous signatures of such so-called “megastructures” (i.e., particularly large, individual components of a Dysonian structure) that would distinguish them from planets, and recommended a systematic search for them in that data. Zackrisson et al. (2018) recommended a search strategy for Dysonian structures composed of so many smaller components that they act as an opaque screen, using *Gaia* to identify apparently underluminous stars and *Wide-field Infrared Survey Explorer (WISE)* to check them for corresponding amounts of waste heat.

Previous searches for Extragalactic Dysonian Structures

There have also been a handful of searches for galaxies endemic with Dysonian structures, on the theory that any civilization capable of building such technology could also spread throughout its galaxy. To analogize with humanity: humans learned how to spread and settle the globe before they learned to build cities, and as such there are cities across its surface. One might therefore expect that any galaxy with even a single spacefaring species would have a significant fraction of its stars surrounded by Dysonian structures. At the very least, upper limits could be calculated on a galaxy-by-galaxy basis.

The first search was by Annis (1999), who examined the optical properties of 137 galaxies in a cluster, searching for those that appeared underluminous (from the large number of Dysonian structures obscuring its starlight). He compared each galaxy’s optical flux to the values expected from the Tully-Fisher and fundamental plane relations, finding no galaxies with $> 75\%$ of their starlight obscured.

The second was the waste heat search of Griffith et al. (2015), who examined *nearly all* of the 10^5 resolved sources in the *WISE* all-sky survey, identifying the most extremely infrared-bright among them. This allowed them to put a rather weak upper limit of 85% as the amount of starlight reprocessed as waste heat among any of them, and an upper limit of 50% starlight reprocessing among all except 50 sources (all presumably starburst galaxies). They pointed out that further work to quantify the amount of dust expected from each source would allow significantly more stringent upper limits on these galaxies.

Finally, Zackrisson et al. (2015) used a hybrid approach, following Annis (1999) in applying the Tully-Fisher relation to $\sim 1,500$ disk galaxies, assessing those that appeared to be underluminous, and then diagnosing candidates with a search for infrared emission.

4.3.2 Sources With Unusual Variability Patterns

If a hypothetical advanced civilization is capable of building a structure such as a Dyson sphere, possible observable technosignatures include unusual variability patterns of their star, due to partial eclipses by the circumstellar structures, or other large-scale engineering activity. A possible candidate for such a technosignature was Boyajian’s star (KIC 8462852, TYC 3162-665-1, 2MASS J20061546+4427248, Boyajian et al. 2016). The star shows irregular partial dimmings that can be interpreted as partial eclipses by substellar objects, whether natural or artificial. Multiple potential explanations of both

kinds have been proposed (Wright & Sigurdsson 2016). The cause of these events is still not fully established, but a prudent attitude may be that if a plausible natural explanation is available, there is no need to invoke a technosignature.

A more dramatic proposal is that such hypothetical stellar-scale technosignatures may be observable as stars that appear or disappear on decadal time scales (Villarroel et al. 2016). These authors search for star-like sources present in the archival scans of photographic sky surveys (obtained from the 1950s to the 1990s) that are not present in the more modern, digital sky surveys such as SDSS or PanSTARRS. One issue with this approach is that photographic sky survey plates are notorious for artifacts that are due to either contamination in the photographic emulsions or in the hypersensitization or development process, e.g., due to microdroplets of chemicals used. Such artifacts were known as “Kodak objects.” During the processing of DPOSS (digital version of POSS-II), it quickly became clear that no detection on an IV-N emulsion plate (roughly the *i* band) can be believed without a matching detection on the corresponding emulsions corresponding to the blue and red bandpasses. Some of these ostensible transients are probably real, corresponding to known classes of phenomena, such as supernovae in dwarf host galaxies, cataclysmic variables, flaring stars (e.g., UV Ceti), blazars, . . . , for which the low state is below the flux detection threshold in the survey in which the star is ostensibly missing. Such transients are detected in copious numbers in modern digital sky surveys. Indeed, at any given moment, there will be of the order of 10^3 such transients at magnitudes brighter than 18^m – 19^m magnitude over the entire high Galactic latitude sky (and many more on the low Galactic latitudes), which is sufficient to explain any real transients found by the VASCO team (Villarroel et al. 2020).

Modern digital sky surveys are not immune from instrumental artifacts, due to other causes, such as CCD saturation residuals, head-on cosmic rays, crosstalk between different channels in the readout electronics, Survey teams develop filters that eliminate most of such artifacts (so-called “real-bogus” filters), but some can leak through. As a rule, at least two independent detections are required in order to confirm transients, which may be separated by minutes to years. They cover areas comparable to the old photographic sky surveys but obtain hundreds to thousand of exposures per surveyed field, usually deeper, and with a higher data quality and better sampling.

One of the scientific goals of the modern survey is to look for objects with unusual variability patterns, defined broadly, but using well-sampled light curves with at least tens of detections and spanning time baselines from minutes to over 20 years. The field of astronomy is now in the regime of billions of sources with up to trillions of measurements and growing. To date, no objects have been found that could not be explained by natural causes, but the possibility remains. Such large data sets and data streams, in combination with machine learning for the detection of outliers, are exactly what inspired this workshop.

4.4 Physical Artifacts in the Solar System

The concept that there may be physical objects in the Solar System that would constitute technosignatures has long been discussed in the literature (e.g., Bracewell 1974; Freitas 1980) and is well motivated by our own spacecraft. Pioneer 10 and 11, Voyager 1 and 2, and New Horizons have all either left the Solar System or are on trajectories to escape the Solar System, and multiple concepts for missions designed to leave the Solar System have been studied by KISS itself, NASA, ESA, and NASA Centers, including JPL.¹ While none of these were or would be designed to be operational on the time scales

¹At the time of writing of this report, a white paper describing the Interstellar Probe concept, <http://interstellarprobe.jhuapl.edu/>, has been submitted for consideration as part of the Solar & Space Physics Decadal Survey. The concept study was conducted by the Applied Physics Laboratory of the Johns Hopkins

Table 4.1: Classes of Physical Technosignatures

	Active	Passive
Probe	Object on orbit, either stable or hyperbolic, that uses an energy source, either internal or solar radiation, to conduct measurements or transmit signals, not necessarily aimed at Earth	Object on orbit, either stable or hyperbolic, that undertakes no actions
Surface Artifact	Object on surface of planetary body that uses an energy source, internal to it, from the body, or from solar radiation, to conduct measurements or transmit signals, not necessarily aimed at Earth	Object on surface of planetary body that undertakes no actions

relevant for reaching a nearby star (> 10000 yr), the existence of these spacecraft establishes an existence proof that it is feasible to launch interstellar probes.

Further, multiple landers and rovers dot the surfaces of the Moon and Mars, and satellites in or near geosynchronous orbit (GEO) are expected to remain in orbit for time scales of tens of thousands of years or longer. Inspired by the Pioneer plaques and the Voyager Golden Records, one of these GEO satellites, EchoStar XVI, carries a deliberate message, the Artifact (Weisberg & Paglen 2012).

Whether operational or not, and whether aimed intentionally at the Solar System or not, finding a spacecraft or other artifact of non-terrestrial origin in the Solar System would be an unambiguous technosignature.

Table 4.1 summarizes the classes of physical artifacts that might exist within the Solar System, and it is possible that a physical object could transition from one class to another (e.g., from passive to active by charging batteries or from active to passive from a component failure). The utility of artifacts as technosignatures, be they intentional carriers of a message or merely relics of exploration, has long been recognized (Bracewell 1960), because of their persistence (“time capsule” or “message in a bottle” nature) and time-integrated data volume. Even for passive probes, the total amount of information stored on such objects would be limited only by the total mass and available media used to store and retrieve data. From etched drawings to gold-plated data disks, many forms of hard-coded media could be used to ensure the persistence of information over time, impervious to the deleterious effects of Galactic cosmic rays. Indeed, Rose & Wright (2004) argued that the efficiency of inscribed matter for information storage on spacecraft sent from one civilization to another made them vastly more efficient for interstellar communications than transmissions of photons.

Persistence, and thus the availability of information from a technosignature, aids in partially solving the “problem” of a civilization’s lifetime L in the Drake equation. Radio or optical transmissions might be fleeting signals compared to the persistence of a well-placed material object.

Below we briefly review the positive and negative attributes of each category and type of artifact.

University and was motivated in part by a previous KISS study, “Science and Enabling Technologies to Explore the Interstellar Medium.”

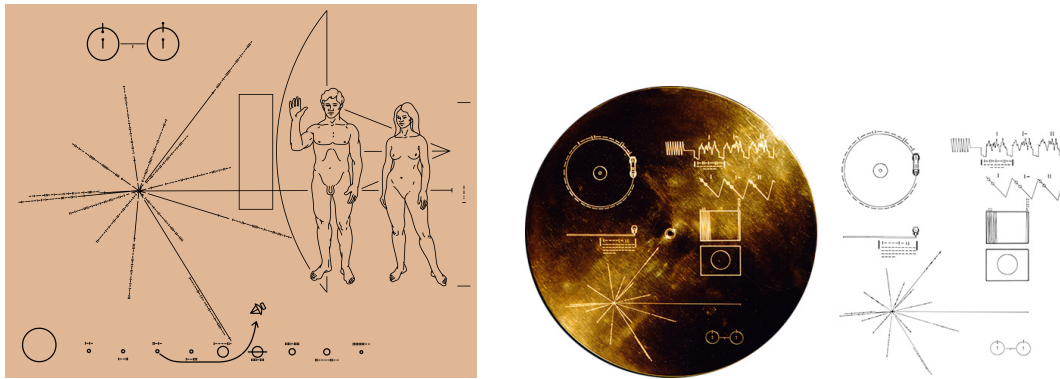


Figure 4.1: Known technological artifacts in our Galaxy. (*left*) Illustration of plaques carried by Pioneers 10 and 11. (*right*) Voyager Golden Record, copies of which are on Voyagers 1 and 2. (Credit: NASA)

4.4.1 Probes

Consideration of probes, either passive or active, is particularly timely now that multiple interstellar objects (1I/‘Oumuamua and 2I/Borisov) have been identified. It is also notable that 1I/‘Oumuamua was identified initially as an object with an unexpected orbital parameter (namely an eccentricity $e > 1$).

The Pioneer 10 and 11 spacecraft each carried an identical golden plaque, on which was inscribed information about the hydrogen atom (in an effort to provide an universal context for translation of the plaque), information about the spacecraft and human beings, and lastly, a map showing the position of the Sun relative to known pulsars, and the position of the Earth within our Solar System (Figure 4.1). The Pioneer 10 spacecraft will, in approximately two million years, approach the vicinity of Aldebaran, some 65 light-years from Earth, which may host a planet, or planets, of its own (Hatzes et al. 2015). In approximately four million years, Pioneer 11 will pass by a star in the constellation Aquila, for which there is currently not any knowledge of candidate exoplanets.

The Voyager spacecraft, meanwhile, are still conducting their Voyager Interstellar Missions (VIM) and sending back data about the heliopause and edge of our Solar System.² Both carry “Golden Records,” 30 cm-diameter, gold-plated copper disks intended to describe the Earth and the life upon it, should either spacecraft be found (Figure 4.1).³ In approximately 40,000 years, Voyager 1 will pass within 0.5 pc of a star in the constellation of Camelopardalis (star AC+79 3888). At about the same time, Voyager 2 will pass within 0.5 pc of the star Ross 248, after which it will likely continue on, eventually approaching Sirius at a distance of 1.3 pc roughly 296,000 years from now. Though these four missions do contain intentional artifacts for direct communication (plaques and records), the spacecraft themselves are obviously also a technosignature for any would-be civilization that these spacecraft might encounter.⁴

The concept of active probes in the Solar System was introduced by Bracewell (1960), if not earlier, and continues to engender discussion (Benford 2019). Multiple possibilities have been discussed, both in the scientific literature and in science fiction, for the locations of active probes in the Solar

²They are expected to continue operations at least into the late 2020s before power levels from their radioisotope thermal generators become too low.

³<https://voyager.jpl.nasa.gov/golden-record/>

⁴The classic 1979 film, “Star Trek: The Motion Picture” captures this concept wonderfully in the denouement and revelation of *V’Ger*.

System, ranging from co-orbiting with the Earth to Lagrange points to the Main Belt of asteroids. A small number of searches for such probes have been conducted (e.g., Freitas & Valdes 1980; Valdes & Freitas 1983; Freitas & Valdes 1985), all with null results. Additional, less obvious stable orbits in the Solar System may be found through dynamical calculations, and, if so, would be worth exploring observationally.

Less often discussed are the challenges of achieving a stable orbit within the Solar System. An object entering the Solar System does so with a relative velocity of tens of kilometers per second. For reference, the Voyager spacecraft are traveling at speeds of approximately 15 km s^{-1} , achieved in part by multiple gravity assists past giant planets. Shedding this relative velocity violates no known laws of physics but is a substantial engineering challenge. There are potential solutions, e.g., the spacecraft could “hibernate” in a manner similar to that employed by the Rosetta and New Horizons missions during interstellar transit, but these can lead to other engineering challenges, such as the requirements on lifetimes of spacecraft components or the need to acquire raw materials for fashioning replacement components. Finally, it is notable that “fly-by” concepts, such as Project Daedalus (Bond & Martin 1975) and Breakthrough Starshot,⁵ are envisioned as this civilization’s first efforts in interstellar travel.

Whether active or passive, the search for probes is highly complementary to explorations of small bodies in the Solar System. Characterizing the small body population, by a combination of remote sensing (radio, near-infrared, visible) and *in situ* exploration, could reveal extremely anomalous objects that are determined to be probes and finding additional interstellar objects, such as 1I/Oumuamua and 2I/Borisov, promises at least additional insights into the characters of other planetary systems.

Finally, in the spirit of this workshop, the possible conceit of assuming that an active probe would be investigating humanity is worth noting.⁶

4.4.2 Surface Artifacts

Scattered throughout the Solar System are (terrestrial) technosignatures, with the most numerous being on the surfaces of Mars and the Moon (Figures 4.2 and 6.4). Searching for such technosignatures would be in the spirit of this KISS workshop, as only a small fraction of the surfaces of essentially all Solar System bodies have been even imaged.

Figures 4.2 and 6.4 illustrate some of the challenges associated with finding surface artifacts. From a search perspective, both the spatial coverage and spatial resolution to detect any putative technosignature would be required. For instance, the surface area of the Moon is approximately $38 \times 10^{12} \text{ m}^2$; searching for technosignatures with sizes of order a few meters in size would require a search through a multi-terapixel image. In contrast, all of the existing images of rovers or landers on the surfaces of the Moon or Mars have been facilitated by knowing approximately where to look.

The second challenge is implicit in the right panel of Figure 4.2. Even with careful design, and knowledge of the characteristics of the target surface, landing on a surface can be difficult. Moreover, if an object enters from outside of the Solar System, the relative velocity between it and a Solar System body might approach 50 km s^{-1} . The result of an impact might be indistinguishable from that of a collision with a natural body. Even if an extraterrestrial object were to present an initially recognizable surface feature, as a technosignature, it is less clear if it would be recognized as such over geologic time (Wright 2018a).

⁵<https://breakthroughinitiatives.org/initiative/3>

⁶This topic has been explored richly in science fiction, including “Star Trek IV: The Voyage Home” and *Rendezvous with Rama*.




Figure 4.2: Two examples of surface artifacts representing technosignatures in the Solar System, on the surface of Mars. (*left*) Mars Science Laboratory/Curiosity rover and the components associated with its delivery to the surface of Mars, as imaged by the High-Resolution Imaging Science Experiment (HiRISE) camera on Mars Reconnaissance Orbiter (MRO). (NASA/JPL-Caltech/Univ. of Arizona) (*right*) Likely remnants of the Beagle 2 lander and the components associated with its delivery to the surface, also imaged by MRO/HiRISE. (NASA/JPL-Caltech/Univ. of Arizona/Univ. of Leicester)



5. Applying Machine Learning

Machine learning methods can be used to detect and characterize signals of interest within large data sets. They are of particular value in a “big data” era in which the volume of data or rate at which data appear is larger than could be analyzed by humans, and they are of value in that they can analyze data in a uniform and systematic manner without falling prey to various human frailties (e.g., fatigue, distraction). We begin by discussing relevant methods for (i) guided searches for known signals of interest and (ii) “blind” searches for unusual or interesting signals for which the characteristics are not known in advance. We conclude with several caveats and limitations about the use of machine learning that are useful for any practitioner.

5.1 Model-based Outlier Searches

When the signal of interest is known in advance, a guided search with a pre-specified template can highlight all matches to the signal. This approach is equivalent to the standard template matching or matched filtering approaches in signal processing, but a variety of approaches beyond simply cross-correlating the observed data and the template for the signal of interest have been developed.

For example, short-duration radio pulses (“impulses”) that originate from distant sources have characteristic curved shapes in time-radio frequency plots (Figure 5.1). The shape is marked by the pulse arriving earlier at higher radio frequencies with an increasingly longer time lag Δt to lower radio frequencies and having an expected radio frequency dependence $\Delta t \propto \nu^{-2}$. This time lag or “dispersion” is a consequence of the plasma through which the radio pulse has propagated between the source and the Earth.

Dispersed single pulse signals are well understood and modeled; they are parameterized by their *dispersion measure* DM or the total electron content along the line of sight. To search for single pulses, the radio data are de-dispersed to remove the dispersion associated with a given DM value, then summed across frequency channels to yield a one-dimensional time series, as shown in the inset in

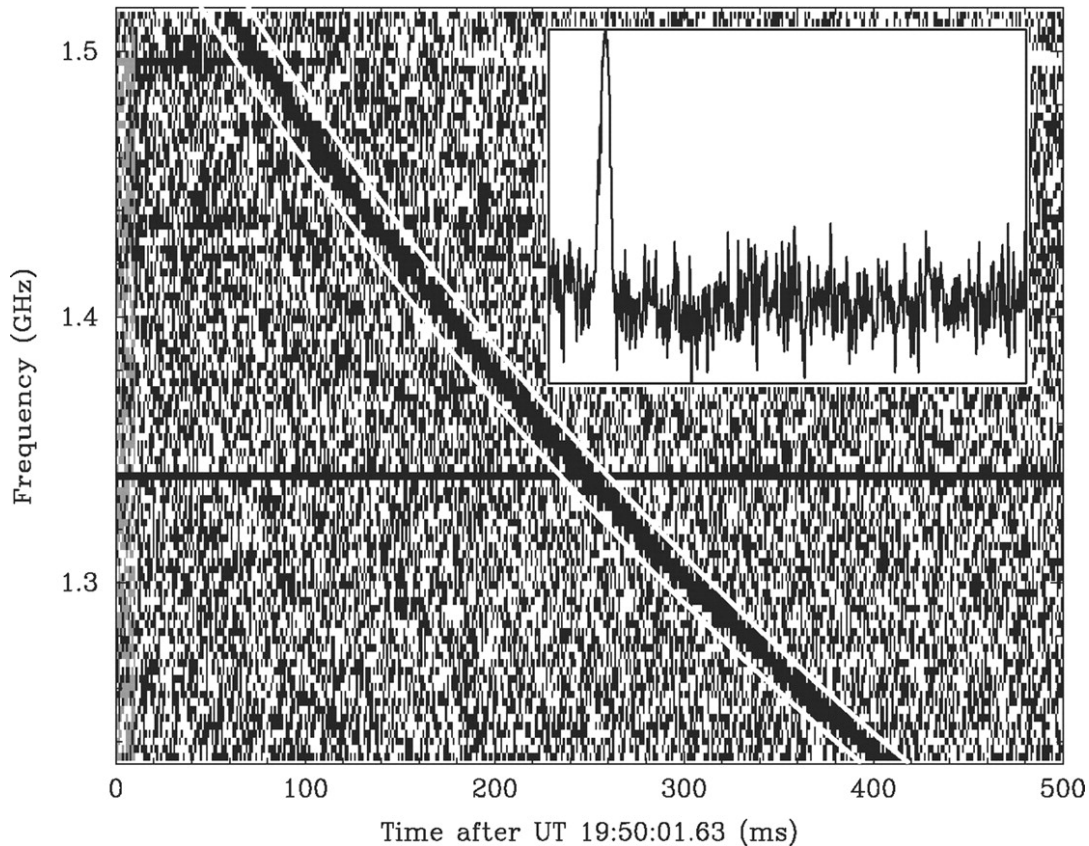


Figure 5.1: Dispersed radio pulse illustrating how a model-based outlier search could be conducted. The abscissa is the time of observation, and the ordinate is the frequency of observation. The dispersed radio pulse obeys the expected quadratic frequency sweep, indicative of propagation of a radio wave through a plasma. This quadratic frequency sweep is easily modeled, but this particular radio pulse was an outlier. The duration (400 ms) required for it to sweep across the frequency band was far longer than expected given where the telescope was pointing. This radio pulse was the first of a class of radio emitters now termed fast radio bursts (FRBs). (From Lorimer et al. 2007. Reprinted with permission from AAAS.)

Figure 5.1. When the DM value being tested matches the dispersion inherent in the signal, a strong peak in the de-dispersed time series appears.

5.2 Unsupervised Learning

Large digital sky surveys, such as those mentioned in §1.4, as well as any other onfoing or forthcoming surveys, ultimately produce catalogs of all detected sources, and for each of them measure a number of photometric or morphological parameters, typically tens or hundreds per source. They form the parameter spaces, such as those described in §2.4, which can be explored using a variety of Machine Learning tools, and unsupervised learning and outlier searches.

If the signal of interest is not known or if even the presence of a signal is not known, an unsupervised approach can be a powerful means of identifying outliers. This approach has a deep connection to

historical approaches to developing understanding. Scientists have long sorted objects into different classes or types, even if the underlying physical mechanism is not known. Examples include dividing supernovae into Type I and Type II depending upon the absence or presence of hydrogen lines in their spectra; sorting stars into different spectral classes depending upon the particular spectral lines identified; and dividing organisms into species depending upon the physical characteristics. As described above, the application of machine learning techniques has the potential benefit that the application of computer algorithms will not be subject to “distractions” to which a human might be subject.

Time Series

The majority of astronomical time series are sparse, irregularly sampled, noisy, and with significant gaps (“gappy”). Even within a data collection, individual time series will vary in temporal baseline and number of data points. A basic approach to characterizing such data is to move to a more homogeneous representation in terms of a set of extracted features. Richards et al. (2011) defined what has become a standard set of statistical measures for time series including statistical moments, quantile ratios, variability measures, and period-based quantities. Libraries such as FATS (Nun et al. 2015) (and its updated version *feets* (Cabral et al. 2018)) provide an easy way to calculate these. Once a uniform feature set is available, the data can be clustered and outliers identified as with catalog data (see *Outlier Detection* below).

Inherent in this approach, however, are a number of unstated statistical assumptions that need to be borne in mind when interpreting any results. The first is that the observation errors on the measured data points are drawn from the same distribution (homoskedastic). Time series from ground-based sky surveys even using the same instrument consist of observations taken on different nights under different observing conditions, e.g., seeing, transparency, weather, etc. This means that the observing errors are drawn from different distributions (heteroskedastic) and so any feature needs to accommodate this, e.g., by using weighted quantities. Secondly, it is commonly assumed that the generating process for the time series is time invariant, i.e., stationary, so that the mean does not vary, for example. There are examples of astronomical sources, however, where this is clearly not the case: the microquasar GRS 1915+105 has at least 14 different states identified in its X-ray emission representing both deterministic and stochastic processes (Huppenkothen et al. 2017). Many features will be meaningless in such cases, for example, statistical moments. Local (weak) stationarity can be obtained by using first-order differences as the independent variable.

Outlier Detection

Once catalog data have been pre-processed and features have been finalized, we can apply out-of-the-box ML methods, many of which are documented in multiple survey papers (Hodge & Austin 2004; Chandola et al. 2009; Goldstein & Uchida 2016).

The most popular methods are now incorporated into major open source ML toolkits. For example, *scikit-learn* (Pedregosa et al. 2011) provides local outlier factor (LOF, Breunig et al. 2000), the one-class support vector machine (SVM, Schölkopf et al. 1999), and the isolation forest (Liu et al. 2008). Many astronomy research projects now use these methods (Giles & Walkowicz 2019) or build custom algorithms (Alcock et al. 2006; Nun et al. 2014, 2016).

A common feature of outlier detection methods is the calculation of an outlier score that is used to rank order examples by their outlierness. However, the ML community has provided no guidance on mapping anomaly scores to human intuition until very recently.

Once an outlier detection method has been run, the next step is to inspect and review the outliers to determine which ones (if any) correspond to items of interest. It is particularly helpful if the outlier detection method itself can provide a first step towards interpretation by indicating why a given item was flagged as an outlier. We characterize such a method as *interpretable* since it provides a built-in explanation for its decisions. Explainability for machine learning methods is an active area of research, with new methods under active development (e.g., Biran & Cotton 2017).

One category of interpretable outlier detection methods are those that can highlight the features that were responsible for a given item's identification as an outlier. Examples include reconstruction-based outlier detection methods such as the use of a low-dimensional data model created via Principal Component Analysis (PCA) or Singular Value Decomposition (SVD). Data are projected into the space defined by the first k principal components, which discards some amount of information, which is captured in the higher-order components. The data are then projected back into the original feature space and compared to the original form of the data. The difference between the two, which is also known as the *residual*, provides a per-feature explanation for why the item was selected. The magnitude of the residual can be used as an anomaly score.

SVD-based anomaly detection provides a ranking of all items in terms of their global outlierness. It is also possible to build an incremental SVD model of the outliers themselves to aid in identifying a *diverse* set of outliers rather than a globally ranked list. The open-source Discovery via Eigenbasis Modeling of Uninteresting Data (DEMUD) algorithm¹ provides this capability and generates explanations of each selected outlier that highlights how it differs from the previously selected outliers (Wagstaff et al. 2013). DEMUD has been successfully applied to a variety of data types, including emission spectra (Wagstaff et al. 2014) and images (Lee & Wagstaff 2020).

Images

In principle, many of these same methods could be applied directly to the pixels of an image or images, but this very naive way is usually not feasible for two main reasons: (i) the feature vector becomes too long and therefore any outlier method based on a distance will fail and (ii) the importance of small differences in the pixel scale becomes overloaded or exaggerated. As such, some form of dimensionality reduction is required.

There is the possibility to deal with instruments designed to deal with images such as convolutional autoencoders (Karatas et al. 2019). Autoencoders consist of two mirrored parts, an encoder and a decoder. The encoder is in charge of a reducing the dimensionality in a latent space while the decoder tries to reconstruct the original pattern starting from the latent space. A perfect autoencoder would result in an identity function.

Autoencoders can be used for outliers detections in two ways: (i) We optimize the autoencoder in order to obtain the minimum reconstruction error on the whole set and then consider the patterns (images) for which such error is still big, which means that the autoencoder was not able to learn enough for this image since is somehow different from the remaining training set; or (ii) We can use the lower dimensional space (latent space) and then apply an outlier method in this parameter space.

¹<https://github.com/wkiri/DEMUD>



6. Recommended Searches

During the KISS study, a number of particularly promising directions were identified by the participants, ranging from searching for objects in the Solar System to throughout the sky. In all cases, a key element of the new search directions is that they are motivated by (much) larger data sets than were available previously and new approaches to processing the data. However, the much larger data sets also bring an element of additional responsibility in reporting results and placing quantitative limits (or a confidence level on the detection of a technosignature!). We summarize these directions identified at the KISS workshop, discussing them in no particular order.

6.1 Mining Large Sky Surveys

6.1.1 Looking for Dysonian Structures

Both Wright et al. (2014a) and Zackrisson et al. (2018) noted the promise that WISE presented. For Dysonian structures with effective temperatures of $\sim 100\text{--}600$ K, the infrared (IR) excess should be maximized at $10\ \mu\text{m}\text{--}30\ \mu\text{m}$, exactly wavelength range at which the WISE performed an unprecedentedly sensitive all-sky survey in its *W3* and *W4* bands. We thus now, for the first time, have the data to conduct the search that F. Dyson recommended in 1960.

Wright et al. (2014a) explored the expected spectral signatures of Dysonian structures (Figure 6.1). The most obvious signature of the sphere is the emission near $10\ \mu\text{m}$ for $T \approx 300$ K emission. The most obvious confounder for such emission is circumstellar or interstellar dust.

It has been argued that Dysonian structures might operate at very low temperatures in order to optimize the Carnot efficiencies $\eta = 1 - T_{\text{hot}}/T_{\text{cold}}$. In order to improve the Carnot efficiency for technology around a Sun-like star from 95% to 99.5% would mean lowering the radiation temperature from 300 K to 30 K. If a technology is optimized for efficiency, this argument goes, then it might be expected to have a Wien peak longward of $10\ \mu\text{m}$, and be undetectable in mid-IR surveys.

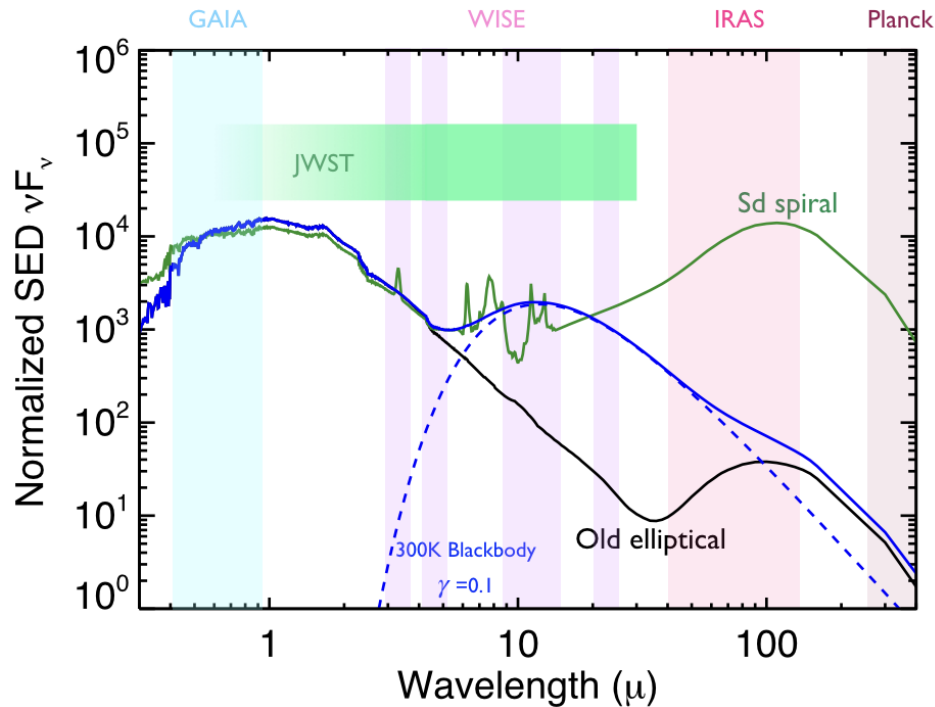


Figure 6.1: Differences between the spectral energy distribution (SED) of an old elliptical galaxy (black, also characteristic of individual stars without significant circumstellar material), an Sd spiral galaxy (green, also characteristic of stars with significant circumstellar dust), and a Dyson sphere (blue, here parameterized as reprocessing only 10% of the star’s light at 300 K and transmitting the other 90%). Dyson spheres are distinguished from dust by their lack of far-IR, sub-millimeter, or millimeter emission, and by their mid-IR spectra, which have no reason to exhibit characteristic polyaromatic hydrocarbon (PAH) or silicate features. Followup opportunities for Dyson sphere candidates include *JWST* spectra and studies with ALMA, many of which will be necessary anyway to study them as extreme and/or natural objects. The bandpasses of *JWST* and four all-sky surveys are shown for comparison. [From a white paper for the Astro2020 Decadal Survey by J. Wright et al.; galaxy SEDs from Silva et al. (1998)]

Wright et al. (2014a) argued that this low temperature scenario would be unlikely. The reason is that, for fixed energy supplies, the relationship between the area for the waste heat radiators and their temperature is $A \propto T^{-4}$. Improving efficiency by 4.5% in the example above thus requires an increase in radiating area (and, therefore, mass) by a factor of 10^4 . Even at the minimum surface mass density required to avoid ejection by radiation pressure for the Sun ($\sim 0.8 \text{ g cm}^{-3}$), one Jupiter mass of material would be sufficient for “only” a 30 au-diameter shell with a temperature of 70 K. It would thus seem to be a rather robust prediction of Dysonian structures that the temperature that optimizes the balance between efficiency and engineering difficulty is significantly hotter than 30 K.

The second major signature of Dysonian structures is the far-IR to mid-IR color, which should be easily distinguished as being much bluer than dust. Dust generally has a wide range of temperatures and an extremely high surface area, and so radiates significant energy from $10 \mu\text{m}$ – $200 \mu\text{m}$, while, as Wright et al. (2014a) argued, Dysonian structures do not radiate there.

Dysonian structures are thus expected to occupy a relatively empty region of color-color space, with very red mid-IR–visible wavelength colors but neutral far-IR–mid-IR colors. A sensitive survey of the far-IR colors of mid-IR–bright point sources and galaxies would be an outstanding Dysonian-structure search strategy.

Without a sensitive far-IR survey, the problem of natural confounders is severe. In particular, there are 100 million point sources in the WISE all-sky catalogs, most of them active galactic nuclei. Fortunately, we now also have optical magnitudes and parallaxes of nearly all of the WISE point sources from *Gaia*, allowing us to identify the much smaller number of sources with *total* luminosities characteristic of dwarf stars.

6.1.2 Signals Embedded in AGN Output

If there is a Type III civilization in the Universe, it may have the ability to send some device to the nearest AGN and modulate its output, in some band; this idea is an extension of ideas of modulating the outputs of masers (Cordes 1993) and pulsars (Chennamangalam et al. 2015). For example, it might modulate the ultraviolet emission of the AGN by modulating the temperature of the innermost part of the accretion disk. The idea here is that the AGN already has the luminosity to be seen throughout the Universe; all the ETI has to do modulate that signal, analagous to how a transistor modulate the current from some power source. In this concept, in addition to the intrinsic AGN signal, there could be some simple modulation pattern, e.g., luminosity fluctuations with beats (with rests in between) grouped as consecutive prime numbers up to some value, and then repeated, over and over. This would be something like lighthouse beacon, announcing “look here.”

The search idea broadly, is to use the Virtual Observatory (or similar) to look for repeating patterns in AGN output, or place an upper limit on such embedded signals. If such a beacon were ever found, one would know where on the sky to look for other, weaker signals that are much weaker, but have a much higher bit rate, to convey more information than just, “We’re here.”

6.2 Future Directions for Searches at Radio Wavelengths

As highlighted in §4.2.1, radio frequencies provides one of the best possible ways to communicate across large interstellar distances. An advanced ETI might intentionally choose to transmit a powerful beacon or may “leak” radio emission as a byproduct of their own activities. Such radio signals are plausibly detectable across large distances and hence should be considered for all future technosignature surveys. Although substantial efforts have been invested in the field of radio technosignature surveys over the past 50 years, it has only just scratched the surface by covering a very limited multidimensional parameter space (Wright et al. 2018a). For example, almost all of the earlier radio SETI surveys have focused on searching for narrowband signals (i.e., bandwidths ≤ 1 Hz spectral occupancy) drifting due to relative motion between the transmitter and receiver. Here, we highlight some of the novel signal types that could open new parameter space for future radio technosignature surveys.

6.2.1 Non-Physical Signals

A radio pulse traversing the interstellar medium undergoes a frequency-dependent dispersion, with higher frequencies arriving at the observer earlier than lower frequencies. This effect was recognized at the time that pulsars were discovered and formed part of the evidence that led Hewish et al. (1968b) to conclude that pulsars are sources outside of the Solar System; compensating for this dispersive effect is a standard process in searching for radio pulsars. A signal with “negative dispersion,” i.e., the lower

frequencies of a pulse arrive before the higher frequencies (Siemion et al. 2010), would challenge standard models for interstellar propagation at radio wavelengths and could constitute powerful evidence for a technosignature. Figure 6.2 illustrates how a “negative dispersion” or other non-physical signals at radio wavelengths could appear in technosignature searches.

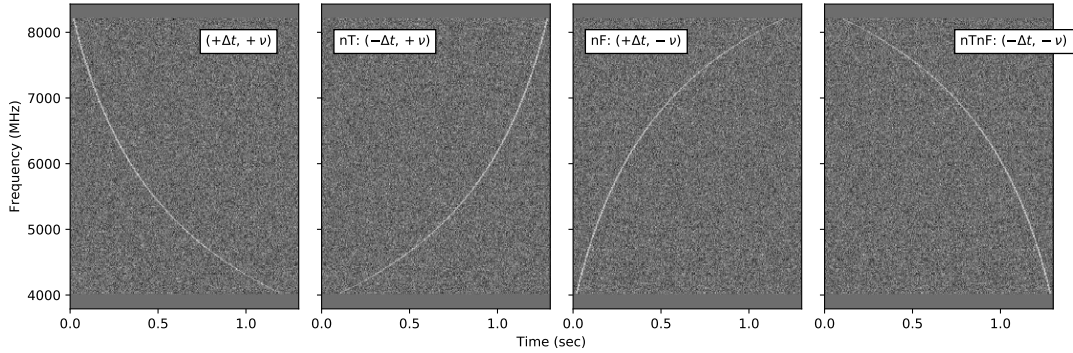


Figure 6.2: Four different types of transient signals, three of which represent potential technosignatures. All panels show dynamic spectra of dispersed pulses as function of time (abscissa) and frequency (ordinate). The left panel shows a naturally dispersed pulse, occurring due to its propagation through the ionized interstellar medium. The other three panels show pulses that have dispersions in time and frequency that are not expected naturally and that may represent examples of signals that would be evidence for a technosignature. The Breakthrough Listen SPANDAK pipeline searches for all of these signals. (Adapted from Gajjar et al. 2021).

Further expanding the types of signals that are searched to include more such non-physical signals would open up a new uncharted parameter space.

6.2.2 Deep Neural Networks and Modulation Classifications

The biggest challenge in radio SETI is to discriminate between truly ETI signals from signals of anthropogenic origins. One of the methods adopted in order to discriminate between ETI and likely anthropogenic signals is to conduct on- and off-source observations towards targets of interest. The motivation is that ETI signals would appear only while observing the target of interest (“on”), while anthropogenic signals could occur in many directions (“off”). Implicit in this method is that the ETI signal is “on” over a duration that is longer than on-off switching time (Cordes & Lazio 1991; Cordes et al. 1997), or the on-off switching time must be designed so that this assumption is not violated.

However, due to the growing complexity of terrestrial interference and their sporadicity, such techniques may not always provide a clean method to scrutinize large numbers of false positives. Machine Learning (ML) has opened new opportunities to identify truly rare signals from the plethora of interference seen during typical observations. For example, Zhang et al. (2018b,a) described and applied different machine learning approaches toward the identification of technosignature candidates.

Zhang et al. (2018b) described an adversarial convolutional long short-term memory (ConvLSTM) network that is capable of predicting sets of on-off source pair observations. Zhang et al. (2018a) trained a convolutional neural network (CNN) on a large quantity of observations conducted with the Breakthrough Listen program from the Green Bank Telescope (GBT); Figure 6.3 shows a sets of on-off source pairs from those observations. While no technosignatures were identified, 72 new FRBs

were found, consistent with the workshop’s philosophy that technosignature observations should be structured to provide astrophysical results even if no technosignatures are found.

Although Zhang et al. (2018a) discussed only narrowband signals, they also indicated that a similar technique can be used for other types of signals. One such example of signals of interest are signals with inherent modulations. Modulation schemes are methods of encoding information onto high-frequency carrier waves, making the transmission of that information more efficient. Most of these methods modulate the amplitude, frequency, and/or phase of the carrier wave. Such modulated signals are used routinely for terrestrial purposes, including for commanding interplanetary spacecraft (and the Voyager Interstellar Mission). Such signals are of interest for detecting leakage radiation, but they are unlikely to be detected using standard filter-based approaches.

There are on-going efforts to classify various modulation types using CNNs and deep neural networks (O’Shea et al. 2018; Zha et al. 2019). We emphasize that we are not assuming that ETI will transmit signals with any of humanity’s current modulation schemes, only that they represent an energy-efficient approach to communicating information via radio signals and tools exist to try to detect such modulated signals in radio telescope observations (e.g., Li et al. 2020).

6.2.3 Radio Technosignature Surveys with Interferometers

In the preceding decades, radio SETI has been dominated by observations with single radio telescopes, or pairs of single radio telescopes for the purposes of interference rejection (Tarter 1997). The Allen Telescope Array (ATA, Deboer et al. 2004) was an effort to design an interferometric radio array explicitly for the purposes of technosignature searching and characterization. Interferometric arrays offer multiple approaches toward interference rejection, and a renewed ATA combined with commensal programs on large arrays such as the Karoo Array Telescope (MeerKAT) and the Very Large Array (VLA) offer the potential for much more sensitive observations and new parameter space (Czech et al. 2021; Tusay 2021; Ng 2021).

6.3 Searching for Artifacts in the Solar System

The workshop participants identified that searching for artifacts within the Solar System would be a likely profitable approach. Artifacts within the Solar System are a plausible extension of current (human) technology, and they could result either from intentional or unintentional actions of an extraterrestrial civilization or civilizations. This section highlights two areas of considerable interest among study participants, but it is far from a complete list. Other topics discussed included searching for objects with anomalous colors or albedoes.

6.3.1 Searches for Artificial Structures or Objects on Planetary Surfaces

While Davies & Wagner (2013) describe leveraging lunar satellite imagery as a technique to perform a technosignature search on the surface of the Moon, no algorithmic anomaly search has ever been executed on such data. Deep learning algorithms have been applied to this data in support of crater identification (e.g., Silburt et al. 2019) but not (yet) for anomaly detection.

There are multiple motivations for conducting a search for artificial objects on or just underneath the surface of the Moon. A potential limitation, however, is that it can be hard to evaluate the completeness of an unsupervised anomaly detection algorithm. In this specific case, however, there is a set of almost forty “ground truth” artifacts, artificial (human-made) technology on the surface of the Moon: the six *Apollo* landing sites, the four intentional impact sites of the Saturn V launch vehicles from the *Apollo*

missions, five Surveyor sites, four Ranger sites, six landing sites from the Luna missions, and two Lunokhod rover sites.¹ The results of an anomaly detection algorithm can be compared to what is known about these sites and images to assess its performance.

There is a substantial database of lunar images, provided by the Wide Angle Camera (WAC) and two Narrow Angle Cameras (NAC) on-board the Lunar Reconnaissance Orbiter (LRO) (Chin et al. 2007). The former provides a spatial resolution on the Moon of 100 m per pixel (at visible wavelengths) and the two NACs provide spatial resolution approaching 0.5 m per pixel. Figure 6.4 illustrates the “ground truth” provided by the LRO/NAC. The datasets provided by the NACs include not only static images of the surface, but also time series of these images (often taken at different angles and illuminations) and stereoscopic topography of the lunar surface derived from correlating the images from the two NACs (Robinson et al. 2010). All three products could be potential inputs for anomaly detection and change detection algorithms such as those described below.

During the workshop, in order to illustrate the potential of machine learning techniques for searching for technosignatures on planetary surfaces, two approaches were discussed. These approaches and algorithms are not intended to be exhaustive but to stimulate further work.

In order to conduct an assumption-free search for artificial technology, one approach is to apply the Isolation Forest (Liu et al. 2008), a popular anomaly detection method from `scikit-learn` (Pedregosa et al. 2011), an open-source machine learning toolkit. The Isolation Forest has the advantage of being computationally inexpensive and capable of finding global outliers and local outliers in arbitrary subspaces of the data. The proposed experiment would be to extract features from postage stamps that are tiled across the image. These features would characterize shape, texture, and colors within the stamp, from which an unsupervised search using the entire data set to identify candidate anomalies could be performed. Those anomalies would be organized by similarity and compared to the set of artificial structures known to exist in these images in order to determine a missed detection rate. Analysis of candidate outliers that are certain to be non-artificial features of the Moon would determine the false positive rate.

Candidate outliers would be identified by one of two methods:

- | | | |
|---|----|--|
| <ul style="list-style-type: none"> • Cut images into small tiles; • Find images that are most discrepant; • Investigate; | or | <ul style="list-style-type: none"> • Find anomalous pixels; • Cluster; • Investigate. |
|---|----|--|

A second approach would be to identify image patches that are anomalous with respect to their spatial context. In this approach, a sliding window is used to compute the *visual salience* at each pixel, which quantifies the degree to which a given region “stands out” to the human eye (Wagstaff et al. 2012). Figure 6.4 shows the salience map obtained for the *Apollo 12* landing site. The top four objects detected with this method include the Intrepid lander, a crater with heavy astronaut tracks (lower right), and two other craters; The ALSEP installation is also highlighted, albeit at a lower salience. This test illustrates the potential of unsupervised searches to identify a small fraction of the lunar (or other planetary) surface for further investigation.

6.3.2 Outliers in the Orbital Parameter Spaces

Active probes may be able to be identified or distinguished from asteroids by anomalous or unexpected changes in their orbital parameters. The simplest model is that the orbit of an asteroid is affected only by the gravitational force of the Sun and gravitational perturbations from planets and other asteroids. Even

¹http://www.lroc.asu.edu/featured_sites

this simple model, however, is known to be inaccurate in at least some cases, due to *non-gravitational forces*. Two examples of non-gravitational forces would be collisions and the Yarkovsky effect, the latter being (subtle) changes in an object’s orbit due to its anisotropic thermal radiation (e.g., Greenberg et al. 2020). Detection of orbital changes resulting from either of these non-gravitational effects can reveal insight into asteroid populations or compositions.

Extreme changes in the orbital parameters of an object, however, might not be readily explained by either of these effects, motivating consideration of the object being an active probe. A much-discussed case at the workshop was that of an active probe conducting a propulsion maneuver.² As the census of asteroids continues to increase, the opportunity to identify such extreme orbital changes may also increase, particularly if the growth in the asteroid census is accompanied by sufficient orbital parameter determinations.

However, a confounding factor is the extent to which orbital parameters are determined well enough to permit the conclusion of an anomalous change. In the worst case, asteroids can be “lost,” that is, initial observations are not sufficient to constrain the orbit much into the future and subsequent observations fail to recover (redetect) the asteroid simply because of the large uncertainties in the orbital parameters. In more moderate cases, distinguishing between an anomalous change in orbital parameters and large uncertainties in the original orbital solutions may be challenging.

A related possibility is whether there are objects where they are not supposed to be. For instance, there are areas of planetary orbital resonances in the Solar System, due to mutual gravitational attractions. Asteroids are not expected in these areas as they should be chaotically perturbed and ejected from those orbits on time scales much shorter than the age of the Solar System; a notable example of such locations are the Earth’s Trojan locations, the Sun-Earth L4 and L5 points (Yeager & Golovich 2023). Objects in those orbits, especially if they have other anomalous characteristics, could be worthy of further study.

Thus, in the spirit of the workshop, measuring and maintaining high-quality orbital parameter determinations for the census of asteroids would enable at least astrophysically-interesting detections of collisions or other non-gravitational forces, if not the identification of active probes.

6.3.3 A Corner Reflector Floating in the Solar System

A corner reflector (sometimes called a retroreflector or corner cube) reflects radiation directly back in the direction from which it originated. This handy property has many applications, e.g., lifeboats often carry them, and U.S. astronauts placed corner reflectors on the Moon to permit precise laser ranging to the Moon, which is an ongoing activity (Müller et al. 2019).

An advanced civilization could have placed one or more corner reflectors in orbit in the Solar System with the idea that, at some time in the future, a civilization capable of searching for it might arise in the Solar System. For an ETI wishing to leave such a “calling card,” an orbiting corner reflector would present several attractive features: (i) It is relatively wavelength-agnostic, as it works for any wavelength much smaller than the reflector but not so short as to photoionize the atoms in the reflector, and therefore the ETI would not have had to guess the wavelengths at which a future civilization might transmit; (ii) The corner cube “plays back” any message that was sent, which would be unmistakable evidence for the former presence of an ETI; (iii) It requires no power; and (iv) For a reflector in orbit, the ETI would not have had to worry about the reflector getting covered with dust, such as would

²There is one instance in which the Wind spacecraft was classified mistakenly as a near-Earth asteroid. During a Goldstone Solar System Radar (GSSR) observation, it performed a trajectory course maneuver, producing a change in its radar return and orbit properties that were consistent only with it having an active propulsion system.

happen if it were placed on a surface, though it may still be susceptible to dust impacts, as the *JWST*³ has been.

In order to search for a corner reflector (or perhaps a group of reflectors oriented in different directions), it would be necessary to scan the sky at some wavelength, with some clearly identifiable signal, and search for the same signal reflected back, though at much weaker amplitude. One possibility is an all-sky search, but a first strategy would be to search in some obvious places, such as in a slow orbit around some moon, or a highly elliptical orbit the major axis of which points in some preferred direction, such as towards α Centauri. Searching a few such “preferred locations” might provide a good proof of principle for some wider search.

Of course, a corner reflector by itself gives no information except that some ETI exists (or existed), visited the Solar System at some time in the past, and left behind this calling card, but, if an ETI had gone to the trouble of leaving a corner reflector, it also might have attached some object or device that transmits some decipherable message, which an astronaut or robotic spacecraft could bring back to Earth.

6.4 Reporting of Results and Follow-up Studies

Bradbury et al. (2011), Wright et al. (2014b), and Teodorani (2014) echoed the perspective of Dyson (1960b) that searches for Dysonian structures could not, by themselves, discover conclusive proof of extraterrestrial technology but that any anomalies discovered would be good targets for more dispositive forms of SETI (such as searches for radio or laser communication), allowing those searches to be more focused. Bradbury et al. (2011) generalized the approach of Dyson (1960a) to include searches for any kind of extraterrestrial technology *other than* deliberate communicative transmissions, in what they call “Dysonian SETI” (and others call “artifact SETI,” see also Wright 2018b; Wright et al. 2018b). Similarly, general anomaly hunts will be expected to turn up a huge menagerie of extreme but natural objects, among which some fraction might be indicative of technosignatures.

This approach is consistent with NASA’s strategic plan for the search for life, which states: “There is no single measurement or experiment that will definitively reveal the presence of extant or past life on a body in our solar system or a planet around another star.” Rather, many measurements are required, with each increasingly restricting the set of possibilities and resulting in a “Ladder of Life Detection.” In a similar manner, one can envision a “Ladder of Technology Detection,” in which results increasingly constrain alternate possibilities.

Such an approach is consistent with Freeman Dyson’s “First Law of SETI Investigations”: “every search for alien civilizations should be planned to give interesting results even when no aliens are discovered” (“NASA and the Search for Technosignatures: A Report from the NASA Technosignatures Workshop,” 2018, p. 3). That is, the objects of a search should be phenomena that are inconsistent with known natural sources. If the threshold for detection is set sufficiently restrictively, only a small number of “interesting” candidates will result. These candidates necessarily will be either alien technology or the most extreme or anomalous natural sources in the sky, worthy of study in their own right. Figure 6.5 illustrates this search philosophy.

A particular challenge of unsupervised search techniques will be that there may be no parameter directly connected to technosignatures in which to rank objects, and so no way to express the result in terms of upper limits. In these cases, a search should be conducted with a specific goal in mind of identifying new classes of rare or unique astrophysical phenomena, and of specific follow up

³<https://blogs.nasa.gov/webb/2022/11/15/nasa-webb-micrometeoroid-mitigation-update/>

strategies that could be employed to elucidate their nature. Such studies are not explicitly searches for technosignatures, but might nonetheless uncover anomalies that prove, someday, to be technosignatures.

6.5 Astrophysical Benefits

The types of searches we have described, namely the use of objective data analytics tools to sift through vast quantities of data and look for “anomalous” signals, are precisely the type of studies done in the analysis of modern sky surveys, in searches for rare or new types of natural phenomena. In that sense, searches for technosignatures can be seen as a collateral benefit of the systematic exploration of observable parameter spaces for astrophysical purposes.

It is also possible that new natural phenomena that were missed by the previous analyses may be found by the studies specifically designed to look for technosignatures. An example of unexpected astrophysical discovery in the course of SETI is the \hat{G} technosignature survey (Griffith et al. 2015), which identified several classes of anomalous objects, including an unexpected nebula associated with a Be star, a previously uncataloged cluster of IR sources with no optical counterparts, and five apparently “passive” galaxies with unusually high UV emission. In next phase of the \hat{G} search, Wright et al. (2016) identified the anomalous object now known as Boyajian’s Star (Boyajian et al. 2016; Wright & Sigurdsson 2016; Wright 2018c).

Previous, more dramatic examples of anomalous objects considered in a SETI context include the identification of radio-loud galaxies as potential hosts to communicative civilizations (Kardashev 1964) and the consideration of pulsars as planet-bound radio beacons (Hewish et al. 1968b).

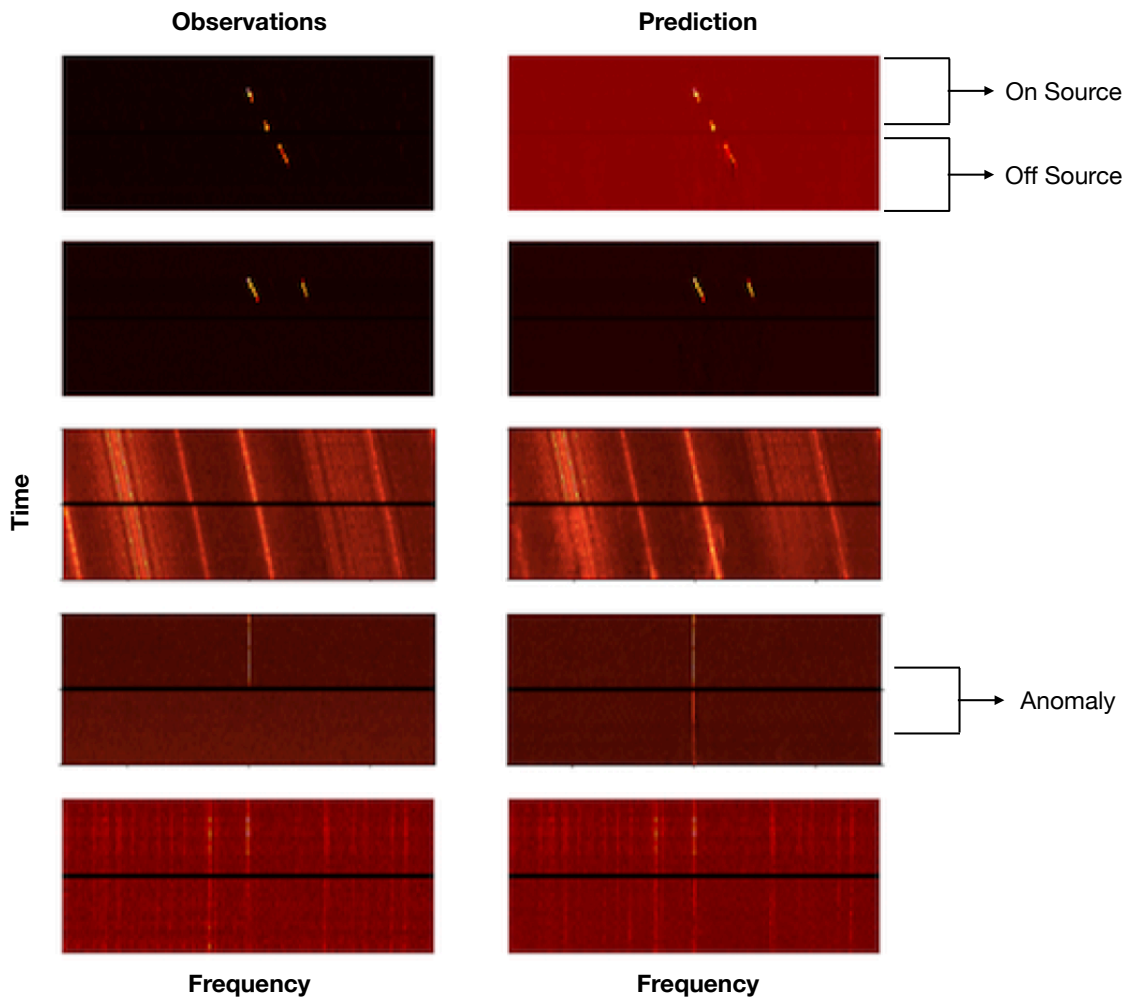


Figure 6.3: Waterfall plots from five sets of on-off source pair observations with the Green Bank Telescope (GBT) that were used in a machine-learning approach toward technosignature identification. The left column shows the GBT observations, and the right column shows the prediction from a convolutional neural network (CNN). Each panel shows the on-source observation or prediction stacked on top of the off-source observation or prediction, as indicated in the top row. (Adapted from Zhang et al. 2018a)




Figure 6.4: (*left*) LRO Narrow Angle Camera (NAC) image of the *Apollo 12* landing site. Clearly visible are the rover tracks and the astronaut foot paths. The Intrepid Lunar Exploration Module is just above the center of the image, and the *Apollo* Lunar Surface Experiment Package (ALSEP) is the L-shaped object above and to the left of the Intrepid. (NASA Goddard/Arizona State University) (*right*) Saliency map covering the *Apollo 12* landing site. Red pixels have a relatively high saliency, or should be ones that stand out to the human eye, while blue pixels have a relatively low saliency. The Intrepid lander is among the pixels having a high saliency. The ALSEP appears as a set of moderate saliency (cyan colored) pixels.

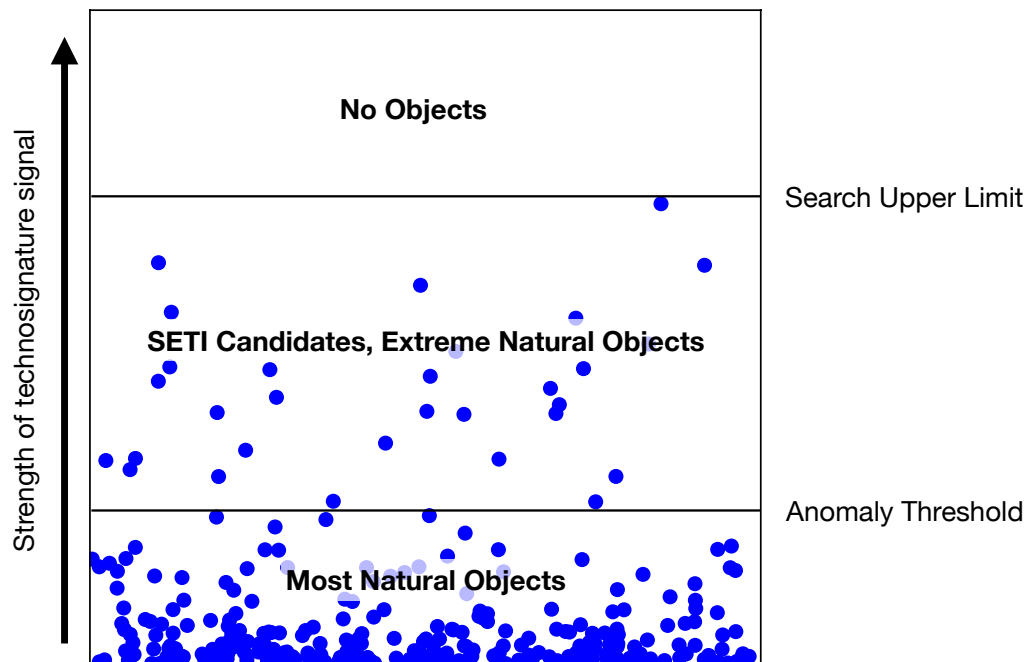


Figure 6.5: We parameterize the strength of a technosignature by its observational consequence: for instance, we would use infrared excess for waste heat in a supervised search for that particular technosignature, or a metric of deviance in an unsupervised search. Because most technosignatures are not dispositive (i.e., they are consistent with a natural and instrumental confounders, such as dust and data artifacts), we must proceed by setting upper limits and identifying candidates for further study. If we rank all sources by that parameter, the most extreme source sets the upper limit in our search space: no sources have any technosignatures stronger than that limit. We can then set our anomaly threshold to a value that produces a reasonable number of candidates. These are by definition the most extreme natural objects, and so are inherently worthy of study. They are also the strongest SETI candidates, and can enrich the target lists of dispositive forms of SETI, such as radio or laser searches. As an object-by-object analysis of these sources establishes the nature of each one (i.e., determines that they are entirely natural or data artifacts) the technosignature upper limit moves down. In this way, SETI searches can be made robust and quantitative, and result in real progress while producing a simultaneous stream of ancillary science. Wright et al. (2018a) expand upon approaches to setting upper limits in high-dimensional SETI search spaces. See also Wright et al. (2022).

A composite image of Earth from space, showing the planet's surface with clouds and continents. Overlaid on the Earth is a complex, glowing blue and white digital network of interconnected nodes and lines, resembling a global communication or data network. The background is a dark space with stars and nebulae.

7. Recommendations and Future Opportunities

7.1 Community Building and Outreach

Every scientific endeavor needs a certain amount of support, be it public, cultural, financial, or otherwise. Astronomy has, in general, received much public support, and the exoplanet subfield has ignited the curiosity and imagination of the public like almost no other field has. As a result of finding thousands of exoplanets and developing the technology to begin to characterize a subset of planets that have been found, astrobiology and the search for biosignatures, has gained popularity. As noted earlier in this report, technosignatures is the next step in the search to answer the question, “Are We Alone?”

At the moment, SETI and the search for technosignatures is met with mixed positive and negative reactions. Many past papers and claims were erroneous, and have led to others making outrageous claims that were not scientifically verified. The same situation occurred when the search for exoplanets began. It took many verified detections to mainstream the field of exoplanets. It is important to have financial support (thus public support) to be able to search for technosignatures in earnest. Therefore, what do we need to do to mainstream the search for technosignatures?

Right now, due to lack of steady funding, most technosignature work is commensal work with other science projects. An ultimate goal for this type of technosignature search is to get every astronomer to routinely consider the possibility of technosignatures in any anomalies they may find in their data. If we can get to this point, then we would have significant coverage of the sky in both spatial and wavelength domains. This would be very powerful!

To mainstream the search for technosignatures, we need to take different approaches for different audiences. In all cases, a public relations professional could help to clarify and socialize, both in the US and abroad, a brand for the entire field, rather than leaving it to individual institutions. Breakthrough Listen already does this, so perhaps the community could build off of that. It would help to educate all audiences on the changes that the field is making as it moves forward. For example, something like:

“SETI 2.0: From radio signatures to technosignatures through data science and AI” may help people realize that we are using hard science and data to do more than look for little green men.

There are three main types of audiences for this field: public, scientists, and funding agencies. In all cases, we need to clearly explain our results or non-results in a quantitative way. This may help parts of the press to not “cry wolf” at every presentation of anomalies in the scientific literature, and help battle a perception among professional astronomers that SETI is simply an exercise in finding the “aliens of the gaps.”

Below, we outline some suggestions on ways to mainstream the technosignature field for these three types of audiences.

The public

- Modify the NASA Technosignatures Workshop Report into a popular form that can be referenced and understood by the curious public.
- Have SETI practitioners write articles about the philosophies of SETI for the popular technical press, such as *Scientific American*, *Tom’s Hardware*, *WIRED*, *The Atlantic*, or *Sky & Telescope*.
- Engage the technically-minded public beyond astronomy with articles and talks emphasizing, for instance, the implications of SETI success for humanity; connections with interspecies communication; explorations and imaginings of human futures; or the variety of intelligence and tool use among terrestrial species past and present.
- Engage or continue to engage the public with SETI-related citizen science projects. Obvious existing projects with SETI-relevance include *Disk Detective* (as “Dyson-sphere detective”); *Galaxy Zoo* (identifying anomalies); *SETI@Home* (already well established); or *Planet Four* (investigating human-identified surface anomalies).

Scientific Peers The perception of the field in the eyes of astronomers generally is crucial for several reasons. Resources in astronomy are generally allocated via peer review, so our peers must have at least a rudimentary understanding of the field, its assumptions, past results, and potential future directions in order to fairly judge our proposals. Also, junior researchers may be reluctant to participate in a field that has poor standing among potential future employers.

A perhaps cynical approach to mainstreaming the field is to focus on two qualities of research that tend to motivate broader scientific research: resources and results. The former means establishing funding opportunities for researchers working in technosignature search. A good start in this direction is the recent inclusion of technosignatures as an allowed topic for proposals to the Exoplanets Research Program (XRP), Exobiology, and Astrophysics Data Analysis (ADAP) elements under NASA’s omnibus Research Opportunities in Space and Earth Sciences (ROSES) program. The latter can be accomplished via successful research into anomaly detection that is driven by technosignature searches but results in new classes of astrophysical objects that attract widespread attention.

One difficulty is that the existing SETI literature is extremely heterogeneous in quality, the field having attracted the attention of many dilettantes and hobbyists with little training in the underlying physics and other underlying disciplines. An increase in quality in papers in the field, published in mainstream peer-reviewed journals, will raise the stature and profile of the field across astronomy. It may be worthwhile to compile papers into a special issue to attract attention. The writing of good papers requires a good background in the field. It would be useful to have a review article of the field that defines the foundational documents and papers of the discipline, describes the underlying philosophies of technosignature search, and provides newcomers to

the field with a guide to the extant literature. This should be part of a broader effort to create a standard curriculum and lexicon in the field that students can learn from as they enter the field. One such effort is that of the graduate course in SETI at Penn State University.

Astronomers in the field or entering the field should also make an effort to train young students, postdocs, and junior faculty in its method to ensure that it grows and has a bright future.

Another way to involve astronomers is to invite them to lend their expertise to the problem of technosignature search at workshops such as this KISS workshop. By spending days learning the basics of the field and applying their specialization to the problem, they will appreciate its underlying rigor and see how they can contribute in the future.

Finally, the field needs to be a regular feature of the astronomical and astrobiological landscape, from funding proposals to telescope proposals to conferences to review articles to colloquia series. Researchers should strive to present their research at IAU, AAS, and AbSciCon meetings; to propose for funding from NASA and the NSF; and to give talks internally and externally on the subject.

Funding Agencies The obvious way to increase funding of the field is to flood proposal calls with solid science proposals that prominently include technosignature searches. In general, however, funding agencies respond to community perception of the merit of a scientific direction. This can be influenced via:

- More papers in respected journals, especially astronomy journals.
- A higher flux of proposals to telescope, fellowship, and funding calls. Ideally, there would be enough that technosignature searches would get their own panel, virtually guaranteeing funding.
- Support from Decadal surveys
- Established, respected astronomers doing good science in the field, giving talks, writing papers, and communicating with the public.

Changing how people think about SETI and the search for technosignatures will take time, but we need to start now.

7.2 Possible Future Space Missions and Ground-based Facilities

A Modern Far-Infrared All Sky Survey

IRAS and *AKARI* both performed far-infrared surveys of the entire sky down to a point-source sensitivity of approximately 1 Jy. This sensitivity was sufficient to provide Carrigan (2009) with a weak upper limit on nearly-complete Dyson spheres within 300 pc. The sensitivity of these missions was largely set by their small telescope diameters (~ 0.6 m).

A successor to these missions using modern infrared detector technology and with a larger aperture would allow for good discrimination between dust and Dysonian structures. Because FIR observations of faint point sources are generally background limited by the infrared cirrus, point source sensitivity scales as D^2 . A 3 m-class telescope would thus have approximately 25 times the sensitivity of *AKARI* and IRAS, in addition to significantly better confusion limits in the Galactic plane and other crowded fields.

The natural astrophysics case for such a mission is already quite strong, and would be bolstered by the addition of a strong upper limit on a robust technosignature to its science case. Indeed, the 3.5 m *Herschel* telescope, although primarily a pointed mission, performed a survey of 660 deg² of the Galactic caps (less than 2% of the sky) achieving point source sensitivities better than 10 mJy (Smith

et al. 2017). This data set is an excellent precursor and proof-of-concept for an all-sky successor to *Herschel*.

The recommendation from the *Pathways to Discovery* Decadal Survey report for a far-IR mission to be one of the candidates for a new Probe-class mission line, and NASA's subsequent actions to execute that recommendation, mean that new limits or detections may occur in the next decade or so. At the time of writing, whether a far-IR Probe mission concept will be selected as the first Probe-class mission, and, if so, the characteristics of that mission are not known. Nonetheless, this recommendation from the *Pathways to Discovery* Decadal Survey report may produce new opportunities.

Planetary Science Missions

Humanity has been exploring our solar system with robotic spacecraft since the Mariner 2 flyby of Venus in 1962, and, though incredible discoveries and advances have been made, much remains to be explored. Here we illustrate the potential for leveraging past, present, and future solar system missions in an effort to reveal any possible signs of technosignatures within our own planetary neighborhood.

First, it is important to consider the possibility that the signal or message has already been collected and resides in the vast wealth of data returned from missions that have explored our solar system. The Planetary Data System (PDS)¹ contains all of the data, from all of the instruments, from all NASA Planetary Science missions. The PDS includes specific archival nodes dedicated to atmospheres, geosciences, cartography and imaging sciences, planetary plasma interactions, ring-moon systems, and small bodies. To the best of our knowledge, no comprehensive archival search has been conducted in an effort to reveal possible technosignatures.

Imagery sufficient to reveal a large (> 10 km) structure exists for parts of the Mercury, Venus, Moon, Mars, asteroids, Jupiter, Saturn, Neptune, Uranus, and Pluto systems. For small spacecraft artifacts (< 100 m) existing archives would likely only be useful for Moon and Mars.

The Mars and Moon are both well-imaged and mapped, at near-global resolutions of better than 100 m per pixel, with some regions imaged at better than 1 m per pixel. While nothing has been legitimately identified as a possible technosignature, an automated search, implemented with machine-learning, is certainly warranted. (Section 6.3.1 illustrates an example using Lunar Reconnaissance Orbiter imagery).

Radio transmissions from active probes could, potentially, have been recorded during the receptions and transmission of data to and from spacecraft and the Deep Space Network. Echos, such as those postulated by Bracewell (1960), are an interesting possibility. Indeed, a search for anomalous echoes from our transmissions to operating spacecraft might be warranted. Frequencies of communication include S band (2 to 4 GHz), X band (8 to 12 GHz) and Ka band (27 to 40 GHz). The earliest and most widely used frequency is S band; X and Ka bands were implemented later, but have higher data rates. The PDS, however, does not store original, raw, transmissions, and thus may not serve as a useful resource for such signals. Raw data for specific instruments, such as magnetometers, radar, and atmospheric conductivity sensors (e.g., the Atmospheric Structure Instrument on Cassini Huygens), does exist and could be an interesting resource in the search for anomalous signals. Radar has the added benefit of potentially yielding strong signals from artifacts containing passive systems, such as corner cube reflectors.

Beyond the data archive, many existing and future missions offer opportunities for serendipitous science related to the search for technosignatures.

At present, NASA is operating two rovers on Mars (*Curiosity* and *Perseverance*), one of which is in the process of caching samples for potential return to Earth. The international community is

¹<https://pds.nasa.gov/>

also pursuing a strong program of Mars and Moon exploration: ESA and the Chinese National Space Administration (CNSA) will both launch rovers towards Mars during the same launch window cited above. The CNSA has established a successful lunar program that includes the Chang'e 3 and 4 missions, which landed rovers on the Moon in 2013 and 2019, respectively.

These missions serve an interesting “dual use” for technosignatures: (i) they enable direct observation of the surface and could reveal meter- to sub-meter-scale surface artifacts that are not visible in remote imagery, and (ii) as shown in §6.3, these surface vehicles provide a proof-of-concept for search strategies.

Beyond the Moon and Mars, NASA has selected Dragonfly, a rotorcraft vehicle for Titan exploration, as part of the New Frontiers Program. This mission will provide an incredible direct view of Titan's surface, which is otherwise concealed by its thick (1.5 bar) and hazy atmosphere. As a site for surface technosignatures, Titan is perhaps interesting in that its thick atmosphere and low gravity (1.352 m s^{-2}) make for a relatively benign entry, descent, and landing phase; parachutes and a soft landing are possible. The ISP and Δv challenges discussed in §4.4.1 are reduced. Furthermore, Titan orbits a gas giant (Saturn) which may assist in capturing an incoming probe. Finally, depending on the timing and trajectory, Titan could also be the first such world encountered by a probe entering our Solar System, perhaps making it an attractive site for landing.

In the next few decades, landed spacecraft also hopefully will reach the surfaces of Europa, Venus, Enceladus, Ceres, Triton, and perhaps several others. Unfortunately, part of what makes these worlds scientifically interesting is also a limiting factor for technosignatures: all of these worlds, as well as Titan, have surfaces that are geologically young (tens to hundreds of millions of years in surface age) and thus would not likely be stable environments in which to park a long-lived, persistent probe that does not have some means for repositioning itself over the eons.

Considering orbiters and flyby missions that could contribute to our knowledge of potential technosignatures in our backyard, numerous missions offer interesting opportunities.

The Juno mission is currently in orbit around Jupiter and though it has completed its prime mission, this solar-powered spacecraft could remain active in the jovian system for many years to come. Juno is designed to study the interior structure of Jupiter and as part of its payload it has a relatively simple camera, UV and infrared cameras, and a microwave radiometer, all of which could help identify anomalous artifacts. Of particular interest might be the Juno Microwave Radiometer (JMW), which permits active sounding of the jovian atmosphere at six frequencies: 21.9 GHz, 10.0 GHz, 5.2 GHz, and 2.6 GHz (all with 12° beamwidths) and 1.25 and 0.6 GHz (with 20° beamwidths). Such an instrument could potentially find Bracewell “echoes” from probes in the jovian system.

In the coming decade, at least two more spacecraft will arrive at Jupiter, the ESA Jupiter Icy Moons Explorer (JUICE) and the NASA Europa Clipper. These two spacecraft are focused on Ganymede and Europa, respectively, but will provide data on many of the large moons, and possibly some of the smaller moons. Serendipitous technosignature science utilizing the imagery, spectroscopy, and radar from these missions will be possible as all data will be made available rapidly through the PDS.

Lastly, Discovery-class Lucy mission has launched and, over the course of its 12 year mission, it will study six Trojan asteroids. Trojan asteroids lead and trailing Jupiter by 60° . In the near future, the Discovery-class Psyche mission will launch for its target of the unusually metal-rich asteroid 16 Psyche. All of the objects being studied by these two missions are interesting in the context of Solar System formation and planet formation. The Trojan asteroids in particular may be some of the oldest objects in our Solar System. Both the asteroid belt and the two regions of Trojan asteroids could be useful “parking orbits” for probes that have long ago entered our solar system. These missions will provide a unique glimpse with the possibility of serendipitous technosignature science.




Figure 7.1: The transit of Venus, as seen from Earth. An extraterrestrial civilization located in the ecliptic plane should already know about the Solar System by observing Solar System planetary transits. (Credit: ESA)

Deep Space Network Exploration of the Earth Transit Zone

Any civilization located close to the ecliptic plane with the capability to conduct observations similar to those conducted by the Kepler mission should know about the existence of the solar system, due to being able to observe transits of one or more of the solar system planets (Figure 7.1). This region, termed the Earth's transit zone (ETZ) by Heller & Pudritz (2016), is a few degrees wide and is predicted to be a prime region in which to expect that ET transmitters directed at Earth might be found—a civilization located in the ETZ that has decided to transmit or make a dedicated effort to contact Earth already knows of our existence.

One potential approach to searching for directed technosignatures would be to monitor the ETZ. The Deep Space Network (DSN) is the spacecraft tracking and communication infrastructure for NASA's deep space missions (Figure 7.2). It consists of three sites, approximately equally separated in (terrestrial) longitude, with multiple radio antennas at each site. At each site is a 70 m diameter antenna, with a surface suitable for observations as high as 25 GHz, and three to four 34 m antennas, with surfaces suitable for observations as high as 40 GHz. (In actuality, approximately 1/3 of the missions for which the DSN provides telemetry, tracking, and command [TT&C] are from other space agencies, such as the European Space Agency.)

Most of the time on the DSN antennas is spent either transmitting or receiving signals to deep space spacecraft, the vast majority of which are located in the ecliptic. The standard telecommunications band has been 8.2 GHz to 8.6 GHz (X band), but the band used for telecommunications with the *James Webb Space Telescope* will be 25.5 GHz to 27 GHz (K band) and there is an effort to move deep space spacecraft telecommunications to the band of 31.8 GHz to 32.3 GHz (Ka band). In all of these bands, the spacecraft downlink occupies only a small fraction ($\sim 10\%$) of the total received bandwidth.



Figure 7.2: Deep space missions enabled by telemetry, tracking, and commanding from the Deep Space Network (DSN). Many of these missions are in or near the ecliptic plane. The typical spacecraft telemetry uses only a fraction of the available bandwidth, and searches for directed technosignatures within the Earth Transit Zone could be conducted in a commensal manner by scanning the spectrum not used for the spacecraft telemetry for signals. Not only is this approach efficient, as only a modest augmentation of the DSN would be required, it would enable searches at frequencies that have not commonly been searched in the past for technosignatures. (Image credits: NASA, ESA, JAXA, ISRO, KARI, UAESA)

Thus, there is an opportunity to conduct commensal searches for directed technosignatures. A new backend for the DSN could scan the portion of the radio spectrum not being used for the spacecraft telemetry, searching for signals. This approach is efficient, in that the DSN antennas are in some sense monitoring the sky already and potential data are not being processed, and it would involve conducting a search for technosignatures at radio frequencies that have not been commonly searched previously.

Next-Generation Interplanetary Radar

Interplanetary radar studies have been conducted since the dawn of the Space Age, most notably determining the range to Venus (Malling & Golomb 1961; Muhleman et al. 1962), from which the astronomical unit could be determined to a precision that allowed interplanetary navigation. Since that time, planetary radars have been used to study all of the terrestrial planets, many of the major moons, and hundreds of small bodies within the solar system. Most of the current use of the world's planetary radars is for observations of near-Earth asteroids, both for scientific purposes and for planetary defense (most specifically, to obtain their orbits).

Beyond the fact that determining the orbits of potentially hazardous asteroids may affect our civilization's lifetime L , one of the factors of the classic Drake equation, planetary radars could also be used to characterize potential interstellar probes. As a simple example, objects with anomalously high radar cross sections might warrant further characterization to assess whether they have a substantial metallic composition, which might be an indication of a constructed object rather than a typical near-Earth asteroid.

While the current planetary radar infrastructure could serve this purpose, a dedicated planetary radar facility would allow more frequent studies of near-Earth asteroids and more opportunity for discoveries about near-Earth asteroids as well as potentially an interstellar probe. In this respect, the recommendation from the *Origins, Worlds, and Life* Decadal Survey report for NSF and NASA to conduct a study on ground-based planetary radar needs, and the establishment of an NSF-NASA Deep Space Radar Assessment working group, may represent an opportunity for such a facility to be constructed.

In the remainder of this section, we summarize briefly the world’s current planetary radar infrastructure, then summarize some of the potential technologies that could be applied to produce a new radar capability.

The world’s planetary radar infrastructure is based on astronomical and deep space telecommunications infrastructure. The Goldstone Solar System Radar (GSSR), installed on the 70 m Deep Space Station-14 (DSS-14) antenna at the DSN’s Goldstone site, is part of NASA’s DSN. The GSSR has a transmitter power of 450 kW and is equipped with a sensitive receiver. The Robert C. Byrd Green Bank Telescope (GBT) is a sensitive receiving antenna, though it does not have a transmitter currently; there has been one demonstration of a (low-power) transmitter on the GBT (Wilkinson et al. 2022). The Southern Hemisphere Asteroid Radar Project (SHARP) consists of the *bistatic* combination of the 70 m Deep Space Station-43 (DSS-43) antenna at the DSN’s Canberra Complex equipped with an 80 kW transmitter and the Australia Telescope Compact Array (ATCA). Not shown is the 34 m DSS-13 antenna at the DSN’s Goldstone Complex equipped with an 80 kW transmitter, which can be used in a bistatic manner with the GBT. For the Southern Hemisphere, in some cases, a 34 m DSN antenna at the Canberra Complex has been used in place of DSS-43, and early tests used the Parkes Radio Telescope rather than the ATCA; however, Parkes does not normally have a receiver mounted that can receive at the frequencies at which DSS-43 (or other DSN Canberra Complex antennas) can transmit. Naidu et al. (2016) provide further technical details and comparisons between the various facilities. There have been recent demonstrations of radar observations of near-Earth asteroids by the bistatic combination of the 70 m DSS-63 at the DSN’s Madrid Complex serving as the transmitter and various European radio astronomical antennas serving as the receivers. Finally, while no longer operational, the 305 m-diameter Arecibo Observatory was equipped with a powerful transmitter and sensitive receiver.

The need for high sensitivity antennas and high transmitter powers is driven by the radar equation

$$S/N \propto \frac{G_{RX} P_{TX} G_{TX}}{R^4}, \quad (7.1)$$

where S/N is the signal-to-noise ratio; G_{RX} and G_{TX} are the gains of the receiving and transmitting antennas, respectively; P_{TX} is the power of the transmitter, and R is the range (distance) to the target. For an antenna of diameter D , the gain is $G \propto D^2$.

As summarized in equation (7.1), there are two key aspects to a planetary radar system—transmitter power P_{TX} and antenna gain G . A new radar facility could take advantage of developing technologies and potentially improve both capability and reliability in both of these areas.

Transmitter Power Fundamental to the GSSR are *klystrons*²—high-power, vacuum tube-based microwave amplifiers. Klystrons operate by producing an electron beam that is then modulated to produce a radio frequency signal, often with a desired waveform. While klystrons are a standard component of radars, some medical devices, and particle accelerators, the klystrons used by planetary radars are distinguished by their power levels, which can be orders of magnitude higher

²The Arecibo Observatory also had a klystron-based transmitter.

than all other applications. As a consequence, they often have to be operated near the edge of instability, which can lead to relatively short lifetimes (of order a year).

A potential technology development activity would be the development of even higher power but more reliable microwave amplifiers. The GSSR obtains its full power by the phased combinations of the outputs of two klystrons. One likely approach for higher power, more reliable microwave amplifiers would be more modular systems, consisting of many, lower power amplifiers the outputs of which are combined coherently. Lower power amplifiers would be presumably more reliable, and a modular approach would offer the possibility of a graceful degradation. A challenge with such an approach would be to maintain a high efficiency of coherent combination of the signals, as reflected power could damage the individual components. This challenge is particularly acute to obtain graceful degradation, as the loss of an individual amplifier would require a rapid response so that additional individual amplifiers are not damaged.

Antenna Gain and Antenna Arrays Current single dish antennas are at such a scale that larger antennas are not a viable approach to obtain significant improvements in antenna gain. For instance, no fully-steerable single dish radio antenna significantly larger than the GBT has since been constructed since the completion of the GBT in the 1990s. The continued operation of these large single-dish antennas is therefore critical to a viable planetary radar capability.

One potential approach for obtaining larger receiving gains G_{RX} would be bistatic operations with future radio astronomical arrays. For instance, in the southern hemisphere, the intermediate frequency component of the **Square Kilometre Array Phase 1 (SKA1-Mid)** is planned to be capable of operating at the transmitter frequencies of the DSN's Canberra Complex (Jones & Lazio 2015). However, SKA1-Mid is planned to be sited in South Africa, while the DSN's Canberra Complex is in eastern Australia, limiting the amount of common sky visibility. In the northern hemisphere, the **next-generation Very Large Array (ngVLA)** would offer both frequency coverage that overlaps with the GSSR transmitters and considerable mutual visibility with both (Brozović et al. 2018).

Finally, while interferometric (“receive-only”) arrays are standard for radio astronomical telescopes and phased arrays are standard for terrestrial radar applications, phased interferometric arrays are not yet used for the transmit portion of planetary radar. There have been limited experiments within the DSN of phasing transmit antennas to obtain higher effective transmit gains G_{TX} (the DSN “Uplink Array”). These experiments have demonstrated the expected improvements in G_{TX} for coherent addition of antennas, but they have not been required to obtain the range and range-rate (Doppler) precision required for planetary radar. Additional work would be necessary to obtain the required precisions, and additional antennas would be necessary to obtain comparable or larger transmit powers. (For example, 5×34 m antennas each equipped with an 80 kW transmitter = 70 m antenna equipped with a 500 kW transmitter.)



Bibliography

- Alcock, C., Protopapas, P., Giammarco, J. M., et al. 2006, *Mon. Not. R. Astron. Soc.*, 369, 677.
<https://doi.org/10.1111/j.1365-2966.2006.10327.x>
- Annis, J. 1999, *J. British Interplanetary Soc.*, 52, 33
- Arnold, L. F. A. 2005, *Astrophys. J.*, 627, 534
- Barrett-Lennard, L. G., Ford, J. K., & Heise, K. A. 1996, *Anim. Behav.*, 51, 553
- Benford, J. 2019, *Astron. J.*, 158, 150
- Berea, A., ed. 2022, *Technosignatures for Detecting Intelligent Life in Our Universe: A Research Companion* (John Wiley & Sons, Inc.), doi:10.1002/9781119640738
- Billingham, J., & Tarter, J. 1992, *Acta Astronautica*, 26, 185
- Biran, O., & Cotton, C. 2017, in *Proceedings of the IJCAI-17 Workshop on Explainable AI*, 8–13
- Bond, A., & Martin, A. R. 1975, *J. British Interplanetary Soc.*, 28, 147
- Boon, E., van den Berg, P., Molleman, L., & Weissing, F. 2021, *Phil. Trans. R. Soc. B*, 376, 20200041
- Boyajian, T. S., LaCourse, D. M., Rappaport, S. A., et al. 2016, *Mon. Not. R. Astron. Soc.*, 457, 3988
- Bracewell, R. N. 1960, *Nature*, 186, 670
- . 1974, *Interstellar Probes* (Houghton Mifflin Co.), 102–116
- Bradbury, R. J., Cirkovic, M. M., & Dvorsky, G. 2011, *J. British Interplanetary Soc.*, 64, 156

- Breunig, M. M., Kriegel, H., Ng, R. T., & Sander, J. 2000, in Proceedings of the ACM SIGMOD International Conference on Management of Data, 93–104
- Brown, C., Garwood, M. P., & Williamson, J. E. 2012, *Biology Lett.*, 8, 729
- Brozović, M., Butler, B. J., Margot, J., Naidu, S. P., & Lazio, T. J. W. 2018, in *Astronomical Society of the Pacific Conference Series*, Vol. 517, *Science with a Next Generation Very Large Array*, ed. E. Murphy, 113
- Cabral, J. B., Sánchez, B., Ramos, F., et al. 2018, *Astronomy and Computing*, 25, 213
- Callaway, E. 2020, *Nature*, 588, 203
- Carrigan, Jr., R. A. 2009, *Astrophys. J.*, 698, 2075
- Chandola, V., Banerjee, A., & Kumar, V. 2009, *ACM Computing Surveys*, 41, Article No. 15
- Chennamangalam, J., Siemion, A. P. V., Lorimer, D. R., & Werthimer, D. 2015, *New Astron.*, 34, 245
- Chin, G., Brylow, S., Foote, M., et al. 2007, *Space Science Reviews*, 129, 391
- Cocconi, G., & Morrison, P. 1959a, *Nature*, 184, 844
- . 1959b, *Nature*, 184, 844
- Cordes, J. 1993, in *Astronomical Society of the Pacific Conference Series*, Vol. 47, *Third Decennial US-USSR Conference on SETI*, ed. G. S. Shostak, 257–266
- Cordes, J. M., Lazio, J. W., & Sagan, C. 1997, *Astrophys. J.*, 487, 782
- Cordes, J. M., & Lazio, T. J. 1991, *Astrophys. J.*, 376, 123
- Czech, D., Isaacson, H., Pearce, L., et al. 2021, *Publ. Astron. Soc. Pacific*, 133, 064502
- Davies, P., & Wagner, R. 2013, *Acta Astronautica*, 89, 261
- Davis, H., & Balfour, D. 1992, *The Inevitable Bond: Examining Scientist-Animal Interactions* (New York: Cambridge University Press)
- Deboer, D., Ackermann, R., Blitz, L., et al. 2004, *Experimental Astronomy*, 17, 19
- Djorgovski, S. 2000, in *Astronomical Society of the Pacific Conference Series*, Vol. 213, *Bioastronomy 99*, ed. G. Lemarchand & K. Meech, 519
- Djorgovski, S. G., Mahabal, A., Brunner, R. J., et al. 2001a, in *Society of Photo-Optical Instrumentation Engineers (SPIE) Conference Series*, Vol. 4477, *Astronomical Data Analysis*, ed. J.-L. Starck & F. D. Murtagh, 43–52
- Djorgovski, S. G., Mahabal, A. A., Brunner, R. J., et al. 2001b, in *Astronomical Society of the Pacific Conference Series*, Vol. 225, *Virtual Observatories of the Future*, ed. R. J. Brunner, S. G. Djorgovski, & A. S. Szalay, 52
- Djorgovski, S. G., Mahabal, A. A., Drake, A. J., et al. 2012, in *New Horizons in Time Domain Astronomy*, ed. E. Griffin, R. Hanisch, & R. Seaman, Vol. 285, 141–146

- Dyson, F. J. 1960a, *Science*, 131, 1667
- . 1960b, *Science*, 132, 250
- . 1966, in *Perspectives in modern physics: Essays in honor of Hans A. Bethe on the occasion of his 60th birthday*, July, 1966, ed. R. Marshak, J. Blaker, & H. Bethe (Interscience Publishers), 641–655. <https://books.google.com/books?id=LtvvAAAAMAAJ>
- Ekers, R. D., Culler, K., Billingham, J., & Scheffer, L. 2002, *SETI 2020: A Roadmap for the Search for Extraterrestrial Intelligence* (SETI Press: Mountain View, CA), produced for the SETI Institute by the SETI Science & Technology Working Group
- Enriquez, J. E., Siemion, A., Foster, G., et al. 2017, *Astrophys. J.*, 849, 104
- Evans, J., & Foster, J. G. 2019, *Contexts*, 18, 10. <https://doi.org/10.1177/1536504219883850>
- Ford, J. K. 1991, *Can. J. Zool.*, 69, 1454
- Foster, J. G. 2018, *Poetics*, 68, 144. <https://www.sciencedirect.com/science/article/pii/S0304422X17302292>
- Frank, A., Carroll-Nellenback, J., Alberti, M., & Kleidon, A. 2018, *Astrobiology*, 18, 503
- Frank, A., Grinspoon, D., & Walker, S. 2022, *International Journal of Astrobiology*, 21, 47
- Freitas, R. A., J. 1980, *J. British Interplanetary Soc.*, 33, 95
- Freitas, R. A., J., & Valdes, F. 1985, *Acta Astronautica*, 12, 1027
- Freitas, Jr., R. A., & Valdes, F. 1980, *Icarus*, 42, 442
- Gajjar, V., Perez, K. I., Siemion, A. P. V., et al. 2021, *Astron. J.*, 162, 33
- Giles, D., & Walkowicz, L. 2019, *Mon. Not. R. Astron. Soc.*, 484, 834
- Goldstein, M., & Uchida, S. 2016, *PLoS One*, 11. <https://search.proquest.com/docview/1782205442?accountid=26196>
- Greenberg, A. H., Margot, J.-L., Verma, A. K., Taylor, P. A., & Hodge, S. E. 2020, *Astron. J.*, 159, 92
- Griffith, R. L., Wright, J. T., Maldonado, J., et al. 2015, *Astrophys. J. Suppl. Ser.*, 217, 25
- Harwit, M. 1975, *Quart. J. R. Astron. Soc.*, 16, 378
- . 2003, *Physics Today*, 56, 38
- Hatzes, A. P., Cochran, W. D., Endl, M., et al. 2015, *Astron. & Astrophys.*, 580, A31
- Heller, R., & Pudritz, R. E. 2016, *Astrobiology*, 16, 259
- Herzing, D. L. 2010, *Acta Astronautica*, 67, 1451
- Herzing, D. L. 2014, *Acta astronautica.*, 94, 676. <http://dx.doi.org/10.1016/j.actaastro.2010.01.015>

- Herzing, D. L. 2016, *Anim. Behav. Cogn.*, 3, 243
- Hewish, A., Bell, J., Pilkington, P., & Scott, R. 1968a, *Nature*, 217, 709
- Hewish, A., Bell, S. J., Pilkington, J. D. H., Scott, P. F., & Collins, R. A. 1968b, *Nature*, 217, 709
- Hodge, V., & Austin, J. 2004, *Artificial Intelligence Rev.*, 22, 85. <https://doi.org/10.1023/B:AIRE.0000045502.10941.a9>
- Holcomb, S. D., Porter, W. K., Ault, S. V., Mao, G., & Wang, J. 2018, in *Proceedings of the 2018 International Conference on Big Data and Education, ICBDE '18* (New York, NY, USA: Association for Computing Machinery), 67–71. <https://doi.org/10.1145/3206157.3206174>
- Howard, A., Horowitz, P., Mead, C., et al. 2007, *Acta Astronautica*, 61, 78
- Howard, A. W., Horowitz, P., Wilkinson, D. T., et al. 2004, *Astrophys. J.*, 613, 1270
- Huppenkothen, D., Heil, L. M., Hogg, D. W., & Mueller, A. 2017, *Mon. Not. R. Astron. Soc.*, 466, 2364
- Isaacson, H., Siemion, A. P. V., Marcy, G. W., et al. 2017, *Publ. Astron. Soc. Pacific*, 129, 054501
- Isack, H. A., & Reyer, H. U. 1989, *Science*, 243, 1343
- Jansky, K. G. 1933, *Proc. I. R. E.*, 21, doi:10.1109/JRPROC.1933.227458
- Jones, D., & Lazio, J. 2015, in *Advancing Astrophysics with the Square Kilometre Array (AASKA14)*, 154
- Jugaku, J., & Nishimura, S. 2004, in *IAU Symposium, Vol. 213, Bioastronomy 2002: Life Among the Stars*, ed. R. Norris & F. Stootman, 437
- Karatas, A., Kölsch, D., Schmidt, S., Eifler, M., & Seewig, J. 2019, in *Optical Measurement Systems for Industrial Inspection XI*, ed. P. Lehmann, W. Osten, & A. A. G. Jr., Vol. 11056, International Society for Optics and Photonics (SPIE), 540 – 546. <https://doi.org/10.1117/12.2525882>
- Kardashev, N. S. 1964, *Soviet Astronomy*, 8, 217
- Kingsley, S. A. 1993, in *Society of Photo-Optical Instrumentation Engineers (SPIE) Conference Series, Vol. 1867, The Search for Extraterrestrial Intelligence (SETI) in the Optical Spectrum*, ed. S. A. Kingsley, 75–113
- Klebesadel, R. W., Strong, I. B., & Olson, R. A. 1973, *Astrophys. J.*, 182, L85
- Kowal, C. T., & Drake, S. 1980, *Nature*, 287, 311
- Law, N. M., Fors, O., Ratzloff, J., et al. 2015, *Publ. Astron. Soc. Pacific*, 127, 234
- Lee, J. H., & Wagstaff, K. L. 2020, *Data Mining and Knowledge Discovery*, 34, 1777, doi:10.1007/s10618-020-00700-0
- Li, D., Gajjar, V., Wang, P., et al. 2020, *Research in Astronomy and Astrophysics*, 20, 078

- Liu, F. T., Ting, K. M., & Zhou, Z.-H. 2008, in Proceedings of the IEEE International Conference on Data Mining, 413–422
- Lorimer, D. R., Bailes, M., McLaughlin, M. A., Narkevic, D. J., & Crawford, F. 2007, *Science*, 318, 777
- Lubin, P., & et al. 2015, *J. British Interplanetary Soc.*, 68, 172
- MacMahon, D. H., Price, D. C., Lebofsky, M., et al. 2018, *Publications of the Astronomical Society of the Pacific*, 130, 044502
- Maire, J., Wright, S. A., Barrett, C. T., et al. 2019, *Astron. J.*, 158, 203
- Malling, L. R., & Golomb, S. W. 1961, *J. Brit. Inst. Rad. Eng.*, 22, 297
- Marx, G. 1966, *Nature*, 211, 22
- Mayor, M., & Queloz, D. 1995, *Nature*, 378, 355
- Millhouse, T., Moses, M., & Mitchell, M. 2021, arXiv e-prints, arXiv:2105.02198
- Morton, E. S. 1977, *The American Naturalist*, 111, 855. <http://www.jstor.org/stable/2460385>
- Muhleman, D. O., Holdridge, D. B., & Block, N. 1962, *ASTRON. J.*, 67, 191
- Müller, J., Murphy, T. W., Schreiber, U., et al. 2019, *J. Geodesy*, 93, 2195
- Munn, C. A. 1985, *Deception: Perspectives on Human and Nonhuman Deceit*, ed. R. W. Mitchell & N. S. Thompson, SUNY Series on Animal Behavior (Albany, NY: State University of New York Press), 169–175
- Naidu, S. P., Benner, L. A. M., Margot, J.-L., Busch, M. W., & Taylor, P. A. 2016, *Astron. J.*, 152, 99
- NASA Technosignatures Workshop Participants. 2018, arXiv e-prints, arXiv:1812.08681
- Ng, C. 2021, in *The 2021 Assembly of the Order of the Octopus*, 14
- Nun, I., Pichara, K., Protopapas, P., & Kim, D.-W. 2014, *Astrophys. J.*, 793, 23
- Nun, I., Protopapas, P., Sim, B., & Chen, W. 2016, *Astron. J.*, 152, 71
- Nun, I., Protopapas, P., Sim, B., et al. 2015, arXiv e-prints, arXiv:1506.00010
- Oliver, B. M. 1979, in *Communication with Extraterrestrial Intelligence* (Elsevier), 71–79
- Oort, J. H., & Rougoor, G. W. 1960, *Mon. Not. R. Astron. Soc.*, 121, 171
- O’Shea, T. J., Roy, T., & Clancy, T. C. 2018, *IEEE Journal of Selected Topics in Signal Processing*, 12, 168
- Pedregosa, F., Varoquaux, G., Gramfort, A., et al. 2011, *Journal of Machine Learning Research*, 12, 2825
- Price, D. C., Enriquez, J. E., Brzycki, B., et al. 2020, *Astron. J.*, 159, 86

- Proffitt, T., Reeves, J. S., Braun, D. R., Malaivijitnond, S., & Luncz, L. V. 2023, *Science Advances*, 9, eade8159. <https://www.science.org/doi/abs/10.1126/sciadv.ade8159>
- Ratzloff, J. K., Law, N. M., Fors, O., et al. 2019, *Publ. Astron. Soc. Pacific*, 131, 075001
- Reyes, A., & Wright, J. 2019, *J. British Interplanetary Soc.*, 72, 186
- Richards, G. T., Deo, R. P., Lacy, M., et al. 2009, *Astron. J.*, 137, 3884
- Richards, J. W., Starr, D. L., Butler, N. R., et al. 2011, *Astrophys. J.*, 733, 10
- Robinson, M., Brylow, S., Tschimmel, M., et al. 2010, *Space Science Reviews*, 150, 81
- Rose, C., & Wright, G. 2004, in *Conference Record of the Thirty-Eighth Asilomar Conference on Signals, Systems and Computers, 2004.*, Vol. 1, 203–207 Vol.1
- Schmidt, M. 1963, *Nature*, 197, 1040
- Schölkopf, B., Williamson, R., Smola, A., Shawe-Taylor, J., & Platt, J. 1999, in *Proceedings of the 12th International Conference on Neural Information Processing Systems, NIPS'99* (Cambridge, MA, USA: MIT Press), 582–588. <http://dl.acm.org/citation.cfm?id=3009657.3009740>
- Schwartz, R. N., & Townes, C. H. 1961, *Nature*, 190, 205
- Semaw, S., Renne, P., Harris, J. W. K., et al. 1997, *Nature*, 385, 333
- Sheikh, S. Z., Siemion, A., Enriquez, J. E., et al. 2020, *Astron. J.*, 160, 29
- Siemion, A., Von Korff, J., McMahon, P., et al. 2010, *Acta Astronautica*, 67, 1342
- Silburt, A., Ali-Dib, M., Zhu, C., et al. 2019, *Icarus*, 317, 27
- Silva, L., Granato, G. L., Bressan, A., & Danese, L. 1998, *Astrophys. J.*, 509, 103
- Simões-Lopes, P. C., Daura-Jorge, F. G., & Cantor, M. 2016, *Zoologia*
- Smith, M. W. L., Ibar, E., Maddox, S. J., et al. 2017, *Astrophys. J. Suppl. Ser.*, 233, 26
- Tarter, J. C. 1997, in *IAU Colloq. 161: Astronomical and Biochemical Origins and the Search for Life in the Universe*, ed. C. Batalli Cosmovici, S. Bowyer, & D. Werthimer, 633
- Tarter, J. C. 2001, *Ann. Rev. Astron. Astrophys.*, 39, 511
- Tellis, N. K., & Marcy, G. W. 2017, *Astron. J.*, 153, 251
- Teodorani, M. 2014, *Acta Astronautica*, 105, 512
- Tusay, N. 2021, in *The 2021 Assembly of the Order of the Octopus*, 13
- Valdes, F., & Freitas, R. A. 1983, *Icarus*, 53, 453
- Villarroel, B., Imaz, I., & Bergstedt, J. 2016, *ArXiv e-prints*, arXiv:1606.08992
- Villarroel, B., Soodla, J., Comerón, S., et al. 2020, *Astronomical Journal*, 159, 8

- Von Hoerner, S. 1975, *J. British Interplanetary Soc.*, 28, 691
- Wagstaff, K. L., Lanza, N. L., Thompson, D. R., Dietterich, T. G., & Gilmore, M. S. 2013, in *Proceedings of the Twenty-Seventh AAAI Conference on Artificial Intelligence (AAAI-13)*, 905–911
- Wagstaff, K. L., Lanza, N. L., & Wiens, R. C. 2014, in *45th Lunar and Planetary Science Conference*, 905–911
- Wagstaff, K. L., Panetta, J., Ansar, A., et al. 2012, *ACM Transactions on Intelligent Systems and Technology*, 3, Article number 49
- Weisberg, J. M., & Paglen, T. 2012, *Astron. J.*, 144, 118
- Wilkinson, S. R., Hansen, C., Alexia, B., et al. 2022, *Microwave J.*, 65, <https://www.microwavejournal.com/articles/37417-a-planetary-radar-system-for-detection-and-high-resolution-imaging-of-nearby-celestial-bodies>
- Wolszczan, A., & Frail, D. A. 1992, *Nature*, 355, 145
- Wright, J. T. 2018a, *International Journal of Astrobiology*, 17, 96
- . 2018b, ArXiv e-prints, arXiv:1803.06972
- . 2018c, *Research Notes of the American Astronomical Society*, 2, 16
- . 2020, *Serbian Astronomical Journal*, 200, 1
- Wright, J. T., Cartier, K. M. S., Zhao, M., Jontof-Hutter, D., & Ford, E. B. 2016, *Astrophys. J.*, 816, 17
- Wright, J. T., Griffith, R. L., Sigurdsson, S., Povich, M. S., & Mullan, B. 2014a, *Astrophys. J.*, 792, 27
- Wright, J. T., Haqq-Misra, J., Frank, A., et al. 2022, *Astrophys. J.*, 927, L30
- Wright, J. T., Kanodia, S., & Lubar, E. 2018a, *Astron. J.*, 156, 260
- Wright, J. T., Mullan, B., Sigurdsson, S., & Povich, M. S. 2014b, *Astrophys. J.*, 792, 26
- Wright, J. T., Sheikh, S., Almár, I., et al. 2018b, arXiv e-prints, arXiv:1809.06857
- Wright, J. T., & Sigurdsson, S. 2016, *Astrophys. J.*, 829, L3
- Wright, S. A., Horowitz, P., Maire, J., et al. 2018c, in *Society of Photo-Optical Instrumentation Engineers (SPIE) Conference Series*, Vol. 10702, *Ground-based and Airborne Instrumentation for Astronomy VII*, ed. C. J. Evans, L. Simard, & H. Takami, 107025I
- Yeager, T., & Golovich, N. 2023, arXiv e-prints, arXiv:2302.11086
- Zackrisson, E., Calissendorff, P., Asadi, S., & Nyholm, A. 2015, *Astrophys. J.*, 810, 23
- Zackrisson, E., Korn, A. J., Wehrhahn, A., & Reiter, J. 2018, *Astrophys. J.*, 862, 21
- Zha, X., Peng, H., Qin, X., Li, G., & Yang, S. 2019, *Sensors*, 19, 4042

Zhang, Y. G., Gajjar, V., Foster, G., et al. 2018a, *Astrophys. J.*, 866, 149

Zhang, Y. G., Hyun Won, K., Son, S. W., Siemion, A., & Croft, S. 2018b, in 2018 IEEE Global Conference on Signal and Information Processing (GlobalSIP), 1114–1118

Zink, J. K., & Hansen, B. M. S. 2019, *Mon. Not. R. Astron. Soc.*, 487, 246

Zuckerman, A., Ko, Z., Isaacson, H., et al. 2023, arXiv e-prints, arXiv:2301.06971

