

Steering-induced phase transition in measurement-only quantum circuits

Dongheng Qian¹ and Jing Wang^{1,2,3,*}

¹*State Key Laboratory of Surface Physics and Department of Physics, Fudan University, Shanghai 200433, China*

²*Institute for Nanoelectronic Devices and Quantum Computing, Fudan University, Shanghai 200433, China*

³*Zhangjiang Fudan International Innovation Center, Fudan University, Shanghai 201210, China*

(Dated: December 11, 2023)

Competing measurements alone can give rise to distinct phases characterized by entanglement entropy—such as the volume law phase, symmetry-breaking (SB) phase, and symmetry-protected topological (SPT) phase—that can only be discerned through quantum trajectories, making them challenging to observe experimentally. In another burgeoning area of research, recent studies have demonstrated that steering can give rise to additional phases within quantum circuits. In this work, we show that new phases can appear in measurement-only quantum circuits with steering. Unlike conventional steering methods that rely solely on local information, the steering scheme we introduce requires the structure of the circuit as an additional input. These steering induced phases are termed “informative” phases. They are distinguished by the intrinsic dimension of the bitstrings measured in each circuit run, making them substantially easier to detect in experimental setups. We explicitly show this phase transition by numerical simulation in three circuit models that were previously-studied: projective transverse field Ising model, lattice gauge-Higgs model and XZZX model. When the informative phase coincides with the SB phase, our steering mechanism effectively serves as a “pre-selection” routine, making the SB phase more experimentally accessible. Additionally, an intermediate phase may manifest, characterized by a discrepancy arises between the quantum information captured by entanglement entropy and the classical information conveyed by bitstrings. Our findings demonstrate that steering not only adds theoretical richness but also offers practical advantages in the study of measurement-only quantum circuits.

I. INTRODUCTION

The interplay between unitary dynamics, measurements, and entanglement serves as a cornerstone in the study of fundamental quantum mechanics. As we transition into the Noisy Intermediate-Scale Quantum (NISQ) era [1], characterized by the imminent realization of powerful quantum computers [2, 3], the quantum circuit model emerges as an ideal platform for validating theoretical predictions through experiments. A case in point is the measurement-induced entanglement phase transition, a field to which substantial research has been devoted. These phase transitions have not only been simulated numerically [4–36] but also verified experimentally [37–40]. Within this realm, measurement-only circuits stand out due to their lack of unitary evolution gates. Contrary to the prior belief that measurements primarily function to disentangle quantum states, recent findings reveal that non-commuting measurements alone can also lead to volume-law state [41]. Even when measurements hinder entanglement growth, conflicting measurements can still induce phase transitions between distinct area law phases, such as the symmetry-protected topological (SPT) [42–48] and symmetry-breaking (SB) phases [47–52].

From the experimental perspective, the detection of these phases poses significant challenges. Typically, the relevant information is embedded in individual quantum trajectories, which makes the measurement of entangle-

ment entropy complex and resource-intensive. Duplicating the same state multiple times is required; however, due to Born’s rule, achieving the same trajectory again necessitates exponential resources—a problem often referred to as “post-selection” [4, 5]. Various approaches have been suggested to mitigate these costs, such as the use of reference qubits [53, 54] or employing cross entropy [55]. Steering emerges as another promising strategy [56]. In conventional measurement-based steering schemes, adaptive steering gates are applied based on the outcome of measurements, typically targeting a representative state [57–60]. With a proper steering scheme, the associated entanglement phase transition can be observed at the level of the density matrix. Furthermore, steering has been shown to give rise to entirely new phases [61–67]. In a unified framework, the first scenario could be interpreted as one where steering is intentionally configured to make the boundary of the newly induced phase coincide with that of the entanglement phase. In this way, observing the phase transition induced by steering effectively serves as a measurement of the entanglement phase transition itself. It’s worth noting that previous work mainly focuses on transitions from volum-law to area-law phases. The detection of phase transitions between different area-law phases, however, remains largely unexplored.

In this work, we explore phase transitions induced by steering in measurement-only quantum circuits. Specifically, we investigate the potential for steering to introduce an additional “informative phase” within the SB phase [68]. Our findings reveal that an appropriately designed steering scheme can indeed give rise to this new

* Corresponding author: wjingphys@fudan.edu.cn

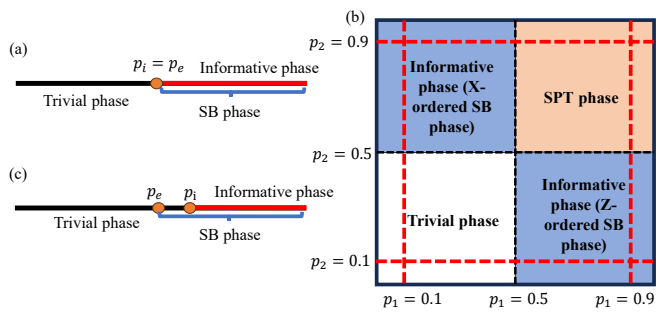


FIG. 1. Phase diagrams for different models considered in this work. (a) Phase diagram for the pTF-Ising model and XZZX model with only X errors. p_i means the critical point for informative phase transition while p_e denotes the entanglement phase transition. The informative phase coincides with the SB phase. (b) Phase diagram for the lattice gauge-Higgs model. The red lines are the parameter scanning range in Sec. III B. (c) Phase diagram for XZZX model with Z errors only. p_i and p_e have the same meanings as in (a). There is an intermediate phase which is already symmetry-breaking and yet the bitstrings are not informative.

informative phase as shown in Fig. 1, characterized by a significant reduction in the intrinsic dimension of bitstrings measured from the circuit’s final states. In the informative phase, the intrinsic dimension is greatly reduced and this reduction capability reveals some information about the state, thus justifying the name “informative”. Our proposed steering scheme differs from conventional methods by requiring not just local measurement outcomes, but also the circuit’s structural information as inputs, while past measurement outcomes remain irrelevant. The aim is to design a steering unitary gate that does not alter previously measured results, which we will illustrate with concrete examples later. The rationale for adopting a different steering scheme can be understood as follows. Earlier research primarily focused on steering within circuits but without competing measurements, and it often identified a “dark state” towards which the circuit would eventually evolve into [56, 61–63]. However, in measurement-only circuit with at least two competing measurement operations, there is no such dark state to steer toward, as any other measurement operation, regardless of how infrequent, would drive the state away.

We perform numerical simulations on three previously-studied measurement-only circuit models known for their entanglement phase transitions: the projective transverse field Ising (pTF-Ising) model [49–52], the lattice gauge-Higgs model [47], and the XZZX model [48]. For the simulations, we begin with simple product states, and utilize stabilizer formalism for efficiency, given the absence of unitary gates in these circuits [69–71]. Importantly, the critical points of the entanglement phase transitions in these models are unaffected by steering [7]. Our numerical results allow us to locate the transition points of the informative phase and compare them with established

entanglement phase transitions. In the pTF-Ising and lattice gauge-Higgs models, we discover that, with appropriate steering, the informative phase coincides with all SB phases. In the XZZX model, the coincidence of the informative phase with the SB phase persists when only X errors are introduced. However, the introduction of Z errors may result in an intermediate phase. This phase can be interpreted as a state in which quantum information (reflected by non-trivial entanglement) is not captured by the measured bitstrings, which only reflect the state’s classical information. This intermediate phase also appears when both X and Z errors are present. Remarkably, by adopting a stricter steering scheme—where every measurement in the circuit is subject to steering—the informative phase expands within the phase diagram while remaining being inside the SB phase. Based on these findings, we propose that the integration of steering into measurement-only quantum circuits is both experimentally beneficial and theoretically compelling. From an experimental standpoint, the informative phase transition is much more readily observable, thus providing a practical method for detecting SB phase boundaries when they coincide with informative ones. Notably, in the gauge-Higgs model, simply detecting the informative phase is sufficient to delineate all phase boundaries due to the absence of a direct phase transition between the trivial and SPT phases. Theoretically, future research could focus on identifying the conditions under which informative and SB phases coincide, extending these concepts to SPT phases or other complex phases, and developing an analytical framework to explain this novel phase transition.

The paper is organized as follows. In Section II, we introduce our steering scheme implemented in this study. Detailed procedures for measuring bitstrings are provided, along with an explanation of how principal component analysis (PCA) is used to define the order parameter specific to the informative phase. In Section III, we discuss the concrete models considered in this work, including pTF-Ising model, lattice gauge-Higgs model and XZZX model. Minor adjustments to our steering schemes provide numerical evidence that informative phases can occur within the SB phase. For the first two models, the boundary of the informative phase coincides with that of the SB phase, allowing for a clear distinction between all phases present within these models. In the case of the XZZX model, we present numerical evidence of an intermediate phase and discuss its physical implications. In Section IV, we detail a comparative analysis of the resource requirements for directly detecting the SB phase versus identifying the informative phase. Our findings suggest that when the informative phase overlaps with the SB phase, the phase transition can be easily observed experimentally, avoiding the complications associated with post-selection. Finally, we conclude our work with some further discussions in Section V. Some auxiliary materials are relegated to the Appendices.

II. SETUP

In this section, we introduce our settings, including the steering scheme and how we utilize PCA to define the order parameter for the informative phase. We begin by detailing the specific steering scheme employed in this study. Our discussion starts with a comprehensive overview of the general framework before delving into its particular implementation in pTF-Ising model as a concrete example. Subsequently, we outline the methodology for defining the order parameter of the informative phase, a process that involves two key steps: the acquisition of a bitstring followed by subsequent PCA of the data. The choice of operators for measuring the bitstring may vary depending on the model under consideration.

A. Steering scheme

In measurement-only quantum circuits, randomized measurements are selected from a predetermined set and applied at arbitrary positions. We only consider projective local measurements in this work. We assume every measurement can be described by a Pauli operator \mathbb{M} and we take ± 1 as the measurement outcomes. To be specific, the two projectors associated with \mathbb{M} are $(\mathbb{I} \pm \mathbb{M})/2$, with \mathbb{I} is identity operator. Before a measurement \mathbb{M} takes place (except for the first one), the state has a set of stabilizers denoted by P that comes from our previous measurements. For example, this set could be:

$$P = \{(\mathbb{M}_1, 1), (\mathbb{M}_2, -1), (\mathbb{M}_3, -1), \dots\}. \quad (1)$$

Here we write out the stabilizer and its sign separately to be clear. After \mathbb{M} is measured, it's added to P and stabilizers that anti-commute with \mathbb{M} are excluded if there are any. We denote -1 as the outcome that needs to be steered and if that happens, the set of stabilizers now becomes $P' \cup (\mathbb{M}, -1)$ where P' only contains those stabilizers that commute with \mathbb{M} . The steering approach we employ in this study is designed to alter *only the outcome of the specific measurement operator* \mathbb{M} , while leaving all other previously measured compatible outcomes unchanged. It's worth noticing that the main difference here is that steering scheme proposed in previous studies allow the steering unitary gate to change the results in P' [61–63, 67]. To achieve this goal, we only need to find a Pauli operator \mathbb{Q} that anti-commutes with \mathbb{M} while commuting with the rest of stabilizers in P' since

$$\mathbb{M}\mathbb{Q}|\psi\rangle = -\mathbb{Q}\mathbb{M}|\psi\rangle = \mathbb{Q}|\psi\rangle, \quad (2)$$

where $\mathbb{M}|\psi\rangle = -|\psi\rangle$. In this way, the sign in front of \mathbb{M} becomes $+1$ while other signs stay the same. This search can be done by a classical computer with ease and a concrete example is given in the following. A few remarks are in order. First, the Pauli operator \mathbb{Q} always exists since $P' \cup (\mathbb{M}, +1)$ is also a valid set of stabilizers. It is usually not unique and any operator satisfying the

condition above can be used as a proper steering gate. Second, the Pauli operator \mathbb{Q} may have support on a large region. Nonetheless, it's still practical to realize in experiment since it's just a direct product of single qubit gates. Third, the search only uses the information of what kind of stabilizers are present, meaning that the steering scheme only needs the circuit's history structure as a further input. Although in the following numerical simulation, we focus on stabilizer circuit where the initial state is a stabilizer state, it is worth emphasizing that the steering scheme here requires no such constraint. The only difference is that whether P can uniquely define a state or not. Meanwhile, since the outcome of the stabilizer measurement will not affect the entanglement phase transition in measurement-only circuit, the entanglement phase boundary remains the same under this steering scheme.

For pTF-Ising model [49–52], there are two kinds of competitive measurements in the circuit: ZZ -measurement and X -measurement. When the ZZ -measurement dominates, the system is in the SB phase. We do steering after every ZZ -measurement if the outcome is -1 . To be concrete, we show how to find the appropriate steering gate in detail for this particular model. We set a bitstring $s = 000\dots 00$ at the beginning, and update it according to the following rule. If we measure $Z_i Z_{i+1}$, we can set $s_i = 1$ and if we measure X_i , we set $s_{i-1} = s_i = 0$. When $Z_i Z_{i+1}$ measures out to be -1 , we look at s_{i-1} and s_{i+1} . If they are both 0, we apply either X_i or X_{i+1} unitary gate at random. If only one of them is 0, for example, s_i , then we apply X_i unitary gate. If both of them are 1, we choose either side at random, say, right. Then, we apply $X_{i+1}, X_{i+2}, \dots, X_m$ unitary gates, until we meet $s_m = 0$ or reach the boundary. Remark that there is nothing special in using the X unitary gate, one could replace it with Y unitary gate at wish. Without steering, the ZZ -measurement would bring sites into clusters of quasi-GHZ state. Take two qubits as an example, the state could be $|00\rangle + |11\rangle, |00\rangle - |11\rangle, |01\rangle + |10\rangle, |01\rangle - |10\rangle$. With steering, only the first two Ising-like states where all qubits are in the same state are now possible. Thus, the quasi-GHZ cluster now becomes Ising-like clusters and can be characterized by the order parameter to be defined in the following.

B. Order parameter

The order parameter to characterize the informative phase is defined as follows. After every run of circuit, we conduct a series of commuting measurements on the final state and get a bitstring $x_i = (x_i^1, x_i^2, \dots, x_i^N)$ of length N . Noticing that since they commute with each other, we can simultaneously determine their values. With M bitstrings $\{x_i\}$ at hand, we identify these as M samples with N features. We organize the dataset into a matrix $\mathbb{X}_{M \times N}$, and we conduct PCA on this dataset. PCA is one of the most commonly used unsupervised learning

techniques and it has been widely used in many-body physics studies [72–75]. It was also previously shown to be able to characterize the entanglement phase transition by making the whole state as the input [76]. Specifically, we find the eigenvector matrix V that satisfies:

$$\mathbb{X}^T \mathbb{X} V = \lambda V \quad (3)$$

which consists of N' eigenvectors $\{v_\alpha\}$ corresponding to the largest N' eigenvalues of covariance matrix $\mathbb{X}^T \mathbb{X}$. N' is the reduced dimension number and $N' \ll N$. We then conduct the dimensional reduction by $x'_i = x_i V$, which makes x' only has N' features now. The eigenvectors composed of V are also called weighting vectors, they specify principle directions and the dataset has the largest variance after projecting onto these directions. Finally, the variance in the n -th principle direction is defined as

$$\sigma_n = \text{var}(\{x'_i{}^n\}) = \sum_i \left(x'_i{}^n - \frac{\sum_i x'_i{}^n}{M} \right)^2, \quad (4)$$

where the biggest variance σ_1 is identified as the order parameter. We also use the second biggest variance σ_2 to locate the critical point in the following since it reflects the long-range fluctuation in the bitstring [74] while σ_1 actually reflects the intrinsic dimension of the measured bitstrings from the information theory perspective [77]. When the order parameter is high relative to the variance in other directions, it means that the data's dimension can be effectively reduced. This ability of dimension reduction is the key information we utilize.

The last problem is how to choose the appropriate commuting measurements sets. Thinking intuitively, the SB phase can be thought of as a Z -ordered phase where all qubits align with each other along the z -direction with steering. This reasoning naturally suggests that measuring the z -component could offer distinctive bitstring outcomes as the system transitions into the SB phase. More broadly speaking, one should focus on measurements along the axis that coincides with the direction of symmetry-breaking. The choice can be further validated by considering limiting cases, serving as a sanity check for the chosen measurement scheme. Take the pTF-Ising model as an example. With the aforementioned steering, the state is a simple superposition: $|\psi\rangle = |111\dots 11\rangle \pm |000\dots 00\rangle$ if only ZZ -measurements are present while being $|+\dots+\rangle$ if there are only X -measurements. Thus, we choose the set to be Z -measurement on every single qubit. In the first case, the bitstrings have only two possible configurations and thus the dataset is actually one-dimensional, leading to a high σ_1 . In the second case, the measured bitstring is completely random and the variance in all directions would be almost the same, which makes it impossible to reduce its dimension. Knowing the limiting cases, the next step is to ask what would happen when both ZZ -measurements and X -measurements are present. We answer it with numerical simulation in the next section.

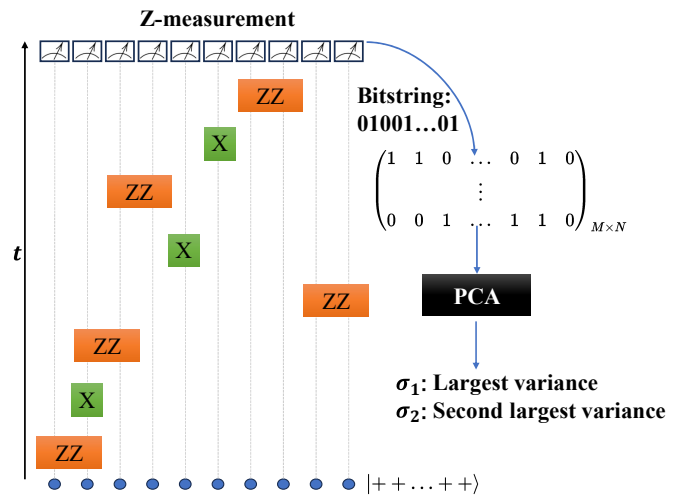


FIG. 2. A flowchart for the setup introduced in this work using pTF-Ising model as an example. The state is prepared initially in x -direction. Random ZZ -measurement and X -measurement are applied. At the end of the circuit, we measure every qubit in the z -direction and get a bitstring. By repeating this procedure many times, we get a dataset, and analyze it by PCA. Finally, σ_1 and σ_2 are read out.

III. NUMERICAL SIMULATION

After establishing the framework, we provide numerical evidence that steering can indeed induce an informative phase in various models by appropriately altering the set of commuting measurements performed at the end of the circuit. To illustrate that this phenomenon is quite general, we choose three different and previously-studied measurement-only circuit models: pTF-Ising model [49–52], lattice gauge-Higgs model [47] and XZZX model [48]. The flowchart for numerical simulation is summarized and shown in Fig. 2. To simulate large system sizes, we take the initial state to be stabilizer states in all the following models to take advantage of stabilizer formalism [69–71]. For a circuit with length L , we evolve $O(L^2)$ time steps to get the final state and we conduct the simulation for system size up to 256. Open boundary conditions are assumed throughout this work.

A. projective transverse field Ising model

In this model, we choose the initial state to be $|+\dots+\rangle$. At every time step, a ZZ -measurement is applied with probability p at an arbitrary location. Otherwise, X -measurement is applied at an arbitrary position. If ZZ measures to be -1 , we then apply the appropriate steering gate. At the end of the circuit, we measure every qubit in the z -direction to get a bitstring. Every particular circuit structure is used only once, and the dataset is generated by 1000 such bitstrings. After that, we get the σ_1 and σ_2 as defined in Section II B.

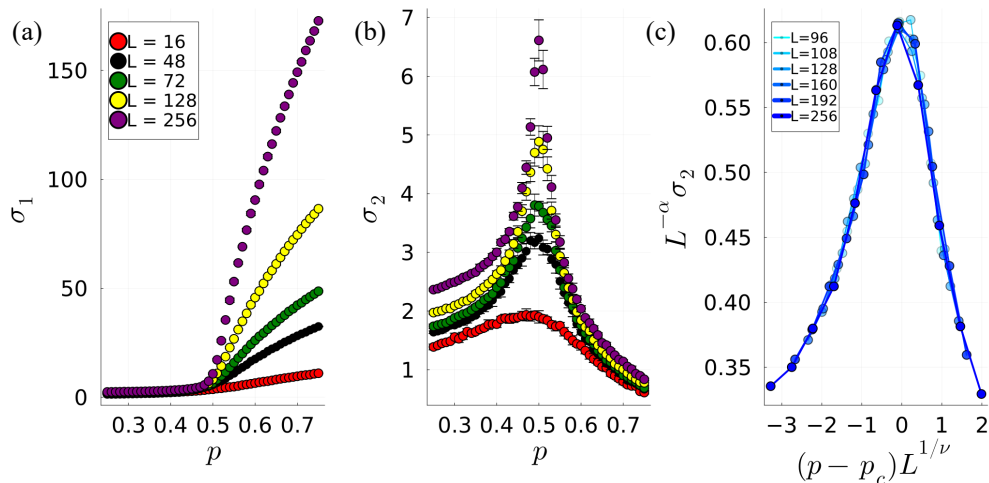


FIG. 3. Numerical results for pTF-Ising model. Every point is averaged over 10 runs and each run uses 1000 bitstrings as the input. (a) σ_1 calculated by PCA. When $p < 0.5$, it remains at a low value while abruptly rise at $p = 0.5$, signifying a phase transition. Larger system size would lead to larger σ_1 as explained in the text. In the $p = 1$ limit, σ_1 actually equals the system size L since there are only two points in the data space. (b) σ_2 calculated by PCA. The peak in σ_2 is at the phase transition point due to long-range fluctuation and is reminiscent of the susceptibility. (c) Data collapse for σ_2 used to locate the critical point and extract the critical exponent. Notice that we only use larger system size's data for data collapse to reduce finite-size effect.

To estimate the error, we repeat the above procedure for 10 times to get the average values and standard errors of σ_1 and σ_2 for every p and L . The result is shown in Fig. 3(a). It can be seen clearly that σ_1 becomes significant at $p = 0.5$. Larger system size would lead to larger σ_1 when $p > 0.5$, since longer bitstrings 111...111 and 000...000 are further away from each other after the projection. This is the first evidence of the presence of informative phase.

To locate the critical point more accurately, we look at σ_2 and collapse the data as shown in Fig. 3(b,c). The detailed data collapse and error estimation procedure is described in Appendix A. We find that the critical point is at $p_c = 0.504 \pm 0.001$ and the critical exponent is $\nu = 1.36 \pm 0.08$, which coincides with the entanglement phase transition. While the entanglement phase transition can be mapped to bond percolation in two-dimensional square lattice, it's worth mentioning that it's actually the same situation here. With steering, every ZZ -measurement is to cluster the neighboring qubits. The only difference is that by steering, the qubits in the cluster are now always in the same state, rather than constituting a general quasi-GHZ state. On the other hand, X -measurement singles out one qubit from the clusters. In the final bitstring, qubits that are connected by a cluster would have the same measurement outcome.

Furthermore, the order parameter here can also be translated into percolation language. We explicitly show the eigenvectors v_α for the five largest directions in Fig. 4(a)-4(c). As p becomes greater than 0.5, v_1 starts to be uniform. Recall that for every bitstring x_i , the

projected first feature is:

$$x_i'^1 = v_1 \cdot x_i. \quad (5)$$

Thus, it means that the most important feature is actually just the total number of 1s or 0s in the bitstring when $p \geq 0.5$ and fluctuations are comparably smaller. Putting it in another form, this feature is to check that

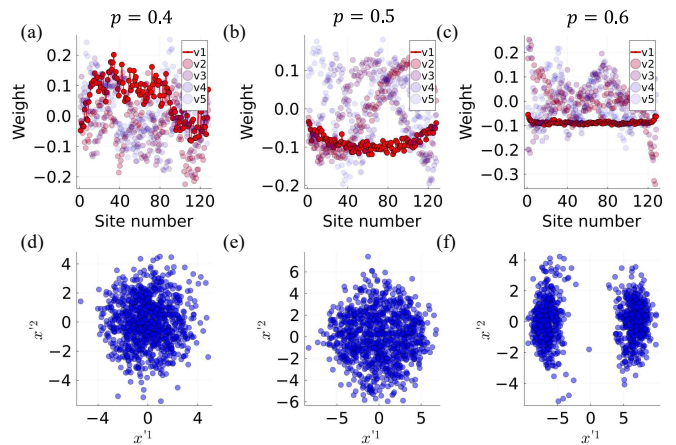


FIG. 4. PCA related results for pTF-Ising model. The system is $L = 128$. (a)-(c) shows the first five principle weighting vectors and the biggest one is highlighted. One can see that the biggest weighting vector learns to discriminate bitstrings by adding the bitstring up as the system enters into informative phase. (d)-(f) is the projected data onto the first two principle directions for 1000 samples. One can clearly see that the data points are divided into two clusters in the informative phase (f).

whether there exists a large cluster of 1s or 0s in the bitstring. This is exactly a signature of percolation transition [78, 79]. Finally, we directly project every bitstring to the first two directions in Fig. 4(d) and Fig. 4(e). One can visually see that in the informative phase, the data points are clustered around two points, which makes the dataset “informative”. This is reminiscent of the PCA result for classical Ising model.

B. lattice gauge-Higgs model

We next consider the lattice gauge-Higgs circuit model, which was first discussed in Ref. [47]. We leave aside the physical connection between this model and the original Hamiltonian and treat it merely as another measurement-only circuit with different measurement operations. A brief overview of the model’s setup is provided here. For the sake of simplicity, we make the assumption that the system contains an odd number of qubits and we number them starting from 1. There are four kinds of measurement operations in this model:

$$\begin{aligned}
 \mathbb{M}_1 &= Z_i Z_{i+1} Z_{i+2} \quad (i \bmod 2 = 0), \\
 \mathbb{M}_2 &= X_i X_{i+1} X_{i+2} \quad (i \bmod 2 = 1), \\
 \mathbb{M}_3 &= X_i \quad (i \bmod 2 = 0), \\
 \mathbb{M}_4 &= Z_i \quad (i \bmod 2 = 1).
 \end{aligned} \tag{6}$$

When referring to these operations in the following, we assume they are acting on the correct sites implicitly. In this setup, the only two pairs of anti-commuting operators are $(\mathbb{M}_1, \mathbb{M}_3)$ and $(\mathbb{M}_2, \mathbb{M}_4)$, while other pairs commute with each other. During each time step, two measurements are taken from these paired sets. For the first measurement, \mathbb{M}_1 is applied with a probability of p_1 and \mathbb{M}_3 is applied otherwise. The location for the action is chosen randomly. For the second measurement, either \mathbb{M}_2 or \mathbb{M}_4 is chosen in a similar fashion, controlled by a tuning probability p_2 . There are both SB phases and SPT phase in this model, and the phase diagram is shown in Fig. 1(b) [80].

Now we want to see whether informative phases are still present in this more complicated model. While all entanglement phase transitions in this model belong to the same universality class as those in the pTF-Ising model, the approach for identifying the informative phase necessitates slight modifications. The critical questions that arise are which measurements should be steered and what set of commuting measurement operators should be employed. Take the case where we fix $p_2 = 0.1$ and tune p_1 as an example. In this scenario, we are looking at the competition between \mathbb{M}_1 and \mathbb{M}_3 while \mathbb{M}_2 and \mathbb{M}_4 are actually irrelevant. Thus, we steer \mathbb{M}_1 while leaving \mathbb{M}_3 unsteered similar to the pTF-Ising model. Meanwhile, we also steer the \mathbb{M}_2 and \mathbb{M}_4 to eliminate their influences. Moreover, since we are looking at the phase transition into Z-ordered SB phase, we choose to measure the z -component of the qubits. Other situations can

	$p_1 = 0.1$	$p_1 = 0.9$	$p_2 = 0.1$	$p_2 = 0.9$
XXX	✓	✓	✓	✓
Z		✓	✓	
ZZZ	✓	✓	✓	✓
X	✓			✓
Measure direction	\hat{x}	\hat{z}	\hat{z}	\hat{x}
p_c	0.502(2)	0.497(2)	0.508(2)	0.494(3)
ν	1.45(8)	1.96(9)	1.35(9)	2.0(1)

TABLE I. We summarize different settings for different line scans in lattice gauge-Higgs model. The check mark means that the operator needs to be steered in that case. The rule to determine the setting is discussed in the main text. The critical point p_c always means the unfixed parameter in the line scan. Both p_c and ν are determined by the data collapse procedure. Notice that ν for $p_1 = 0.9$ and $p_2 = 0.9$ are close to the critical exponent determined for the entanglement phase transition in Ref. [47].

also be determined in a similar way and the settings are summarized in Table I. In our numerical simulations, we concentrate on four specific line cuts within the parameter space, as indicated by the red lines in Fig. 1(b). The results are shown in Fig. 5. One can see that informative phase can indeed be found in this model. We also locate the critical point and the critical exponent by data collapsing on σ_2 . The results are shown in Table I and the resultant phase diagram is shown in Fig. 1(b). Remarkably, we find that the informative phase region again coincides with the SB phases. This indicates that the original entanglement phase transition is actually brought to a classical level by steering and only looking at the bitstring information. We argue that we can actually utilize this feature to make the SB phase more transparent to experiments. A comparative analysis is provided in Section IV to evaluate the resources required for observing the phase transition both with and without steering.

C. XZZX model

Finally, we consider the XZZX measurement-only circuit model. This model was initially introduced and studied thoroughly in Ref. [48]. There are both SB phase and SPT phase in this model, and they could coexist in some parameter ranges. We mainly consider three different scenarios: cases with only X -errors, only Z -errors, and those where both types of errors are present.

First, we consider the case where there are only one type of error in the circuit (meaning two competing mea-

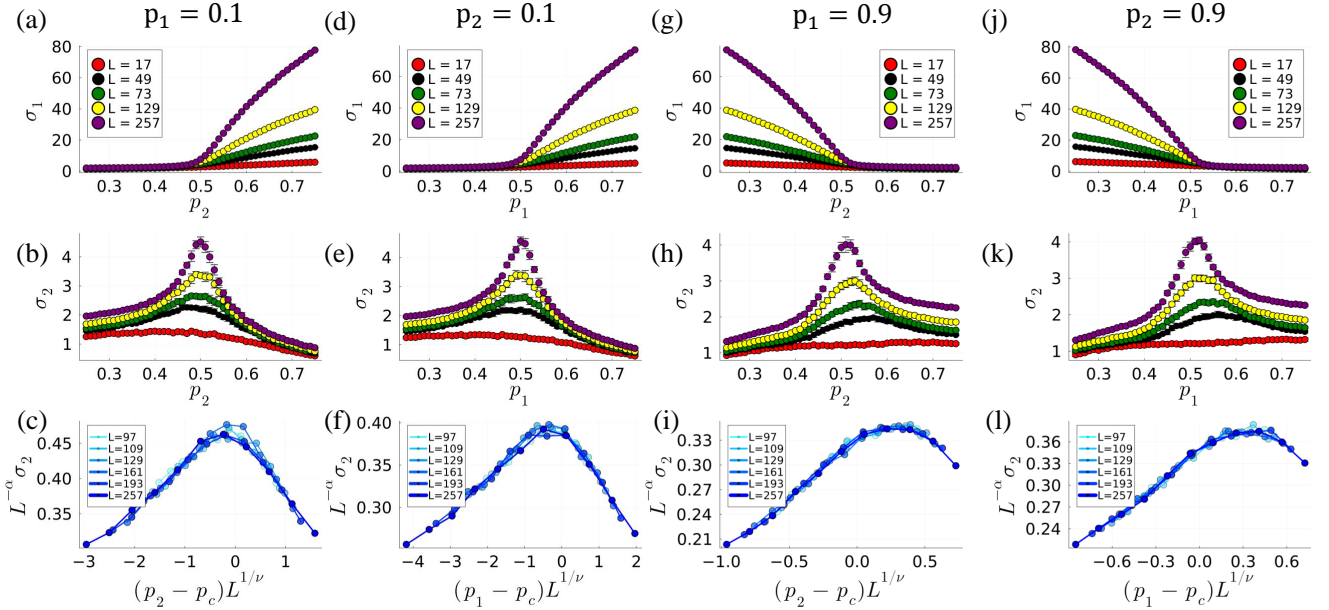


FIG. 5. Numerical results for lattice gauge-Higgs model. p_1 and p_2 are chosen according to the red dashed lines in Fig. 1(b). Noticing that we only consider the case where there are odd number of qubits in the system for simplicity. First row is the result for σ_1 , second row is the result for σ_2 and the third row is the data collapsing result. (a)-(c) $p_1 = 0.1$. When $p_2 > 0.5$, the system is in informative phase and coincides with the X-ordered SB phase. (d)-(f) $p_2 = 0.1$. When $p_1 > 0.5$, the system is in informative phase and coincides with the Z-ordered SB phase. (g)-(i) $p_1 = 0.9$. When $p_2 < 0.5$, the system is in informative phase and coincides with the Z-ordered SB phase. (j)-(l) $p_2 = 0.9$. When $p_1 < 0.5$, the system is in informative phase and coincides with the X-ordered SB phase.

measurements):

$$\begin{aligned} \mathbb{M}_1 &= X_i Z_{i+1} Z_{i+2} X_{i+3}, \\ \mathbb{M}_2 &= X_i, \end{aligned} \quad (7)$$

and with probability p , \mathbb{M}_1 is measured at a random location. From the frustration graph point of view, this model is equivalent to the pTF-Ising model where the SB phase transition occurs at $p = 0.5$. We choose to steer after every \mathbb{M}_1 measurement if the outcome is -1 . The choice of commuting measurement set requires further consideration. Here, the symmetry-breaking “direction” is actually characterized by XYX . If one regards the $XZZX$ as ZZ in the previous case, the proper “Z” in this case now should be XYX since $X_i Z_{i+1} Z_{i+2} X_{i+3} = X_i Y_{i+1} X_{i+2} \cdot X_{i+1} Y_{i+2} X_{i+3}$. Thus, the proper set of commuting measurements at the end of each circuit run should now be $\{X_i Y_{i+1} X_{i+2}\}$. Since we are considering open boundary conditions, the measured bitstring would have the length $N = L - 2$ where L is the total qubit number and x_i^n is now the measurement outcome of $X_i Y_{i+1} X_{i+2}$. Under this setting, the result is shown in Fig. 6(a-c). The critical point is found to be at $p_c = 0.506 \pm 0.001$ and the critical exponent is $\nu = 1.33 \pm 0.08$. One can see that the informative phase coincides with the SB phase as it does in previous models. However, the situation changes if we consider the case where $\mathbb{M}_2 = Z_i$. The SB phase transition still occurs at $p = 0.5$, and there is also SPT phase transi-

tion at the same point. For the informative phase, as is shown in Fig. 6(d-f), the phase transition point is now at $p_c = 0.514 \pm 0.007$. Thus, we suspect that an intermediate phase may appear and the phase diagram is shown in Fig. 1(c). In the intermediate phase, although the system exhibits a symmetry-breaking nature, as evidenced by specific entanglement measures, this characteristic does not readily translate to the bitstrings. In other words, the classical information carried by these bitstrings is insufficient to reveal the underlying SB phase within this intermediate zone. It is worth noticing that the circuit with Z -error does not have a percolation picture when looking at the measured bitstrings. The impact of a Z -measurement is considerably more intricate than that of an X -measurement. Unlike an X -measurement, which typically isolates a single qubit from an XYX -cluster, a Z -measurement has the capacity to reconfigure the states of adjacent qubits, potentially forming an entirely new cluster. A more detailed example is given in Appendix B. Thus, there’s no constraint that the informative phase transition should coincide with the SB phase transition in this scenario.

Now we consider a more complicated situation where there are both X -measurement and Z -measurement in the circuit. For simplicity, we assume that the probabilities for them to occur are equal and the circuit structure

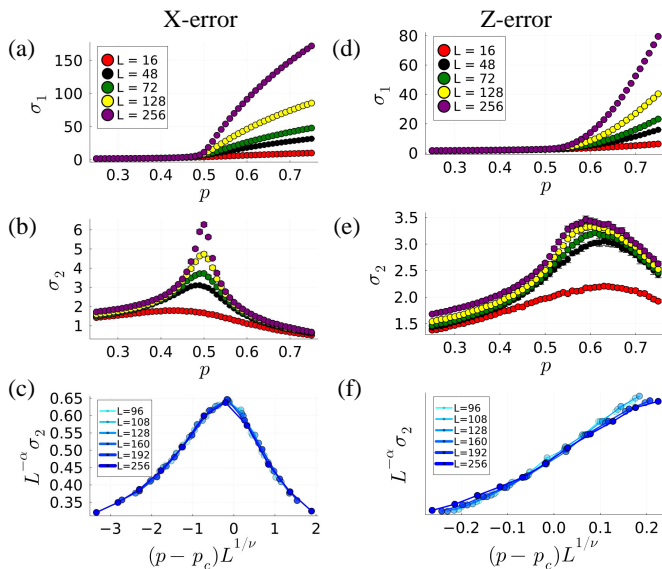


FIG. 6. Numerical results for XZZX model. (a)-(c) With X -error only. The informative phase again coincides with the SB phase. (d)-(f) With Z -error only. One can see that the shape of the curve is qualitatively different from the case with X -error. With data collapsing, we determine that $p_c = 0.514 \pm 0.007$ and $\nu = 3.5 \pm 0.7$. The universality class here remains unclear.

is now captured by:

$$\begin{aligned}
 \mathbb{M}_1 &= X_i Z_{i+1} Z_{i+2} X_{i+3}, \text{ with probability } p \\
 \mathbb{M}_2 &= X_i, \text{ with probability } \frac{1-p}{2} \\
 \mathbb{M}_3 &= Z_i, \text{ with probability } \frac{1-p}{2}.
 \end{aligned} \tag{8}$$

In this case, SB phase transition was shown to occur at $p_c \approx 0.56$ and the SPT phase is absent as long as $p \neq 1$. We first choose to only steer on \mathbb{M}_1 as was previously done. The result is shown in Fig. 7(a-c). The critical point for informative phase transition here is determined as $p_c = 0.945 \pm 0.003$ by data collapsing. Thus, an intermediate phase apparently appears. Traditionally, steering strength is modulated by a probability term which governs whether a steering gate is applied after an undesired measurement outcome. Increasing this probability generally leads to a more expansive region for the steering-induced phase within the phase diagram [61, 62]. In our models, we find that when the steering probability is anything other than one, no informative phases emerge (data not shown). Alternatively, we investigate the effect of modifying steering strength by selectively applying steering to a greater or lesser number of measurement operators. As an example, we choose to steer on all the measurements in the circuit and the result is shown in Fig. 7(b). The critical point is now greatly shifted to be at $p_c = 0.736 \pm 0.002$. As expected, the informative phase indeed grows in region with a stronger steering strength while still staying inside the SB phase. Our findings sug-

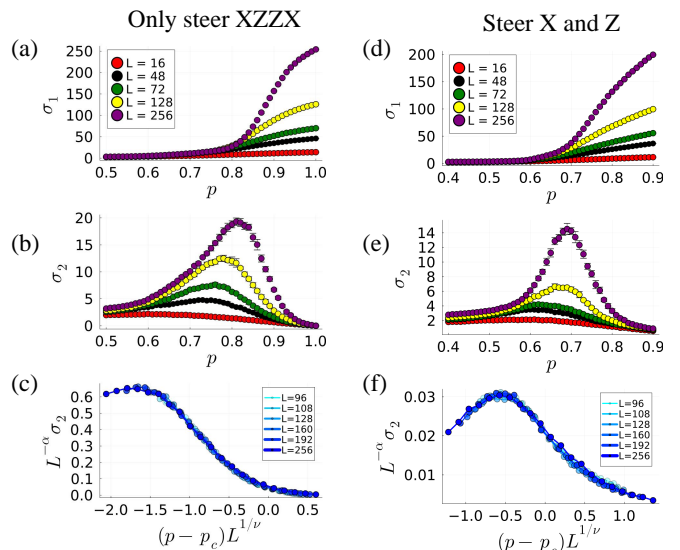


FIG. 7. Numerical results for XZZX model with both X -error and Z -error at different steering strength. (a)-(c) Steering gate only applies when XZZX measures to be -1 . We determine $p_c = 0.945 \pm 0.003$ and $\nu = 2.14 \pm 0.07$ which suggests the presence of an intermediate phase. (d)-(f) Steering gate is applied after every measurement if the measurement outcome is -1 . We have $p_c = 0.736 \pm 0.002$ and $\nu = 2.2 \pm 0.1$ now. It clearly shows that the region of informative phase grows.

gest that enlarging the set of measurements subjected to steering results in a broader informative phase region.

IV. COMPARISON OF RESOURCES

Having demonstrated that the informative phase boundary consistently occurs within the SB phase in three distinct models, we are now poised to think about the physical significance of the coincidence of phase boundaries of SB phase and informative phase. It was previously pointed out that one could make the entanglement phase transition coincide with another easy-to-measure classical ordering transition by steering the system into a unique representative wave function, which is named as “pre-selection” [56]. The situation here is similar, but with a major difference that the representative wave function is not unique. The competition was usually between unitary gates and a single measurement operation in previous studies, while here we are considering competition between different measurements. Take ZZ -measurement and X -measurement as an example. Although a reasonable target representative state is $|\psi\rangle = |111 \dots 11\rangle \pm |000 \dots 00\rangle$, the X -measurement would drive the state away from it as long as the probability of an X -measurement occurring is non-zero. Thus, the steering can be seen as a generalization of “pre-selection” to measurement-only circuit when the informative phase coincides with the SB phase. It is then natural to ask whether detecting the informative phase

	SB	Informative
Post-selection	2^{L^2}	pL^3 single qubit gate
Trajectory	~ 1000	~ 1000
Circuit	> 100	

TABLE II. Comparison for the cost of resources to observe SB phase transition and the informative phase transition. Costs in the same column are multiplied to get the final cost. Notice that for informative phase, we ignore the cost of finding the proper steering gate to act which is relatively small. We also overestimate the cost of applying the steering gate by assuming that every gate has the support on the whole system, which is usually not the case.

requires fewer experimental resources than directly detecting the SB phase. We now compare them in detail.

The cost of directly measuring the SB phase transition is threefold. First, one needs to get the same trajectory by post-selection, which is exponential in the system size. Second, the same trajectory needs to be prepared many times to determine its property, such as expectation values or entanglement entropy. Finally, one needs to average over many different random circuits. The total cost is the product of the three. In contrast, for the informative phase, we significantly reduce these complexities. We get rid of the need to post-select by applying a series of steering gates. Moreover, we only need to run a single circuit for once. In the numerical simulation above, the 1000 bitstrings come from different random circuits. This comparison is summarized in Table II. Thus, we argue that the resource needed to observe the informative phase transition is much less than the SB phase transition. A notable consequence is observed in the context of the lattice gauge-Higgs model. The absence of a direct boundary between the trivial phase and the SPT phase, combined with the complete overlap of the informative phase with the SB phases, offers a unique advantage for experimental measurements. Specifically, all the phase transitions in this model become experimentally accessible through the use of steering, followed by PCA on the measured bitstrings.

V. SUMMARY AND DISCUSSION

In this study, we integrate steering mechanisms into measurement-only quantum circuits to explore their phase behavior. We discover an informative phase, defined via an easily measurable order parameter related to the intrinsic dimensions of bitstrings. Utilizing a specialized steering scheme that requires non-local information, we demonstrate the emergence of these informative phases within existing SB phases. Our findings are substantiated through numerical simulations across three distinct models. When the boundaries of these phases

overlap, our approach offers a viable method for experimentally detecting entanglement phase transitions, serving as a form of pre-selection without the need for a single “dark state”. Additionally, we identify the potential for an intermediate phase that exhibit symmetry-breaking characteristics in terms of entanglement, yet their bitstrings remain non-informative. For this case, it is interesting to ask whether there could be some phases that coincide with the SB phase by applying another steering scheme and looking at other easy-to-measure order parameter. A future direction for study involves exploring how we can classify models based on the possibility of revealing the SB phase transition in an experimentally feasible way.

The deep reason that the informative phase transition can be observed with ease in experiment can be summarized as follows. By steering, we narrow down the possible final outcomes of the circuit to a certain subset of all possible ones. Thus, the final state should be described by a mixed state rather than a single pure state. After that, we look at whether the state has a large cluster where all qubits are in the same state by PCA. While the particular cluster size and location is different across all the pure states comprising the mixed state, *the information whether or not there exists a large cluster is shared by all of them*. This is the key point why we don’t need post-selection to observe such transition. Meanwhile, this also suggests that the informative phase coming from this recipe should always lie inside the SB phase, since there couldn’t be a large cluster if there is no symmetry-breaking. The next question naturally arises: could there also be steering-induced phases within SPT phases? This presents a challenge since, in SPT phases, information is globally encoded and shielded from local measurements. Consequently, gaining insights from bitstrings obtained through local commutative measurements may prove difficult. One avenue for future research might involve non-local commutative measurements. Alternatively, a more sophisticated approach could seek to identify high-level features akin to the large clusters found in SB phases, but specific to SPT phases. We leave this subject to future work.

To define the information carried by bitstrings, we use PCA and think of the ability to reduce the data’s dimension as the useful information contained in them. It is reminiscent of discovering both quantum and classical phase transitions by various unsupervised machine learning methods [81–83]. There, the bitstrings are generated either in experiments or by Monte Carlo sampling. It is interesting to ask whether using other more advanced techniques would squeeze more information from the bitstring such as diffusion map [84, 85], two-NN [86–89]. A notable difference is that these methods usually work when sampling over a partition function, where the ground state always has the highest probability to occur. In our case, however, no such ground state appears. For example, in the pTF-Ising model, the state where all qubits point in the same direction is always not the

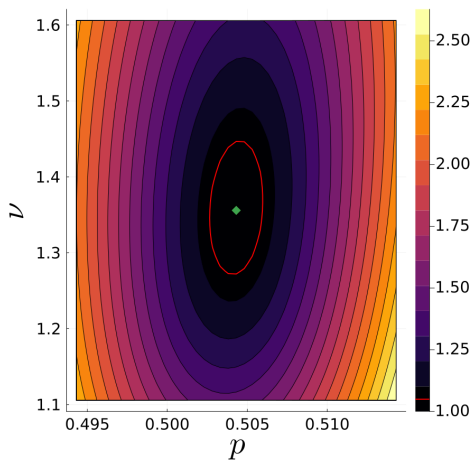


FIG. 8. Determine the uncertainty in p_c and ν . The residues are rescaled by dividing the ϵ^{\min} . Red circle is where the residue equals $1.05\epsilon^{\min}$ and the green diamond is where the minimal point is. The uncertainty can be approximated to be $p_c = 0.504 \pm 0.001$ and $\nu = 1.36 \pm 0.08$.

most probable state to occur unless $p = 1$. We conjecture that this may prevent other methods from working better than PCA.

ACKNOWLEDGMENTS

We acknowledge helpful discussions with Xiao-Liang Qi, Biao Lian and Yang Qi. This work is supported by the National Key Research Program of China under Grant No. 2019YFA0308404, the Innovation Program for Quantum Science and Technology through Grant No. 2021ZD0302600, the Natural Science Foundation of China through Grant No. 12174066, the Science and Technology Commission of Shanghai Municipality under Grant No. 20JC1415900 and No. 23JC1400600, and Shanghai Municipal Science and Technology Major Project under Grant No. 2019SHZDZX01.

Appendix A: Data Collapse

For σ_2 , we hope to fit the curve according to a proper scaling hypothesis that $\sigma_2 = L^\alpha f((p - p_c)L^{1/\nu})$. Here α

characterizes the degree of divergence while ν is the usual critical exponent. The data collapse procedure goes as follows. For a given combination of p_c , ν and α , we can rescale a particular data point (p, L, σ_2) to be:

$$x = (p - p_c)L^{1/\nu}, \quad y = \sigma_2 L^{-\alpha}. \quad (\text{A1})$$

After rescaling all the data points, we fit the rescaled data with a 12-th order polynomial and we get the residue for the best fit. The residue $\epsilon(p_c, \nu, \alpha)$ is then defined as the target function. By applying the Nelder-Mead algorithm, we find the minimal point $(p_c^{\min}, \nu^{\min}, \alpha^{\min})$ and the minimal value ϵ^{\min} .

To estimate the uncertainty in p_c and ν , we fix $\alpha = \alpha^{\min}$ and draw out $\epsilon = \epsilon(p_c, \nu, \alpha^{\min})$. We take the threshold to be $1.05\epsilon^{\min}$ to determine the uncertainty. Fig. 8 shows an example for estimating the error for pTF-Ising model.

Appendix B: Effect of Z-error

We give an illustrative example to see that the effect of Z-error on the bitstring is different from the case for X-error. Consider a system with 8 qubits. Starting from the state where every qubit is in $|1\rangle$, we first measure $XZZX$ at all possible positions. If we measure the bitstring by $\{XYX\}$ now, the result would be all 1s or 0s since the whole system is in one XYX -cluster. Now, if we further measure Z on the fifth qubit and we assume that the outcome is 1, the state can be represented by stabilizers:

$$\{ X_1 Z_2 Z_3 X_4, X_3 Z_4 Z_5 X_6, X_4 Z_5 Z_6 X_7, X_2 Z_3 Z_4 Z_6 Z_7 X_8, Z_3 Z_6, Z_1 Z_3 Z_7, Z_2 Z_5 Z_8, Z_5 \}. \quad (\text{B1})$$

Then, we measure the bitstring by measuring $\{XYX\}$ and denote the result of $X_i Y_{i+1} Z_{i+2}$ as x_i . The possible outcomes are 111111, 110001, 001110, 000000. One would find that $\{x_1, x_2, x_6\}$ are in the same cluster while $\{x_3, x_4, x_5\}$ are in another cluster. Thus, Z-error creates a new cluster instead of simply driving one qubit out of the XYX cluster in this simplest case. Moreover, the situation becomes more complicated if one again measures Z on, for example, the sixth qubit and it eventually lose a simple picture to describe its effect.

-
- [1] John Preskill, “Quantum Computing in the NISQ era and beyond,” *Quantum* **2**, 79 (2018).
 [2] Frank Arute, Kunal Arya, Ryan Babbush, Dave Bacon, Joseph Bardin, Rami Barends, Rupak Biswas, Sergio Boixo, Fernando Brandao, David Buell, Brian Burkett, Yu Chen, Zijun Chen, Ben Chiaro, Roberto Collins, William Courtney, Andrew Dunsworth, Edward Farhi, Brooks Foxen, and John Martinis, “Quantum supremacy

- using a programmable superconducting processor,” *Nature* **574**, 505–510 (2019).
 [3] Sergio Boixo, Sergei V. Isakov, Vadim N. Smelyanskiy, Ryan Babbush, Nan Ding, Zhang Jiang, Michael J. Bremner, John M. Martinis, and Hartmut Neven, “Characterizing quantum supremacy in near-term devices,” *Nature Phys.* **14**, 595–600 (2016).
 [4] Matthew P. A. Fisher, Vedika Khemani, Adam Nahum,

- and Sagar Vijay, “Random quantum circuits,” *Annu. Rev. Condens. Matter Phys.* **14**, 335–379 (2023).
- [5] Andrew C. Potter and Romain Vasseur, “Entanglement dynamics in hybrid quantum circuits,” in *Entanglement in Spin Chains: From Theory to Quantum Technology Applications*, Quantum Science and Technology, edited by Abolfazl Bayat, Sougato Bose, and Henrik Johansson (Springer International Publishing, Cham, 2022) pp. 211–249.
- [6] Yaodong Li, Xiao Chen, and Matthew P. A. Fisher, “Quantum zeno effect and the many-body entanglement transition,” *Phys. Rev. B* **98**, 205136 (2018).
- [7] Yaodong Li, Xiao Chen, and Matthew P. A. Fisher, “Measurement-driven entanglement transition in hybrid quantum circuits,” *Phys. Rev. B* **100**, 134306 (2019).
- [8] Michael J. Gullans and David A. Huse, “Dynamical purification phase transition induced by quantum measurements,” *Phys. Rev. X* **10**, 041020 (2020).
- [9] Chao-Ming Jian, Yi-Zhuang You, Romain Vasseur, and Andreas W. W. Ludwig, “Measurement-induced criticality in random quantum circuits,” *Phys. Rev. B* **101**, 104302 (2020).
- [10] Yimu Bao, Soonwon Choi, and Ehud Altman, “Theory of the phase transition in random unitary circuits with measurements,” *Phys. Rev. B* **101**, 104301 (2020).
- [11] Amos Chan, Rahul M. Nandkishore, Michael Pretko, and Graeme Smith, “Unitary-projective entanglement dynamics,” *Phys. Rev. B* **99**, 224307 (2019).
- [12] Chao-Ming Jian, Bela Bauer, Anna Keselman, and Andreas W. W. Ludwig, “Criticality and entanglement in nonunitary quantum circuits and tensor networks of non-interacting fermions,” *Phys. Rev. B* **106**, 134206 (2022).
- [13] Soonwon Choi, Yimu Bao, Xiao-Liang Qi, and Ehud Altman, “Quantum error correction in scrambling dynamics and measurement-induced phase transition,” *Phys. Rev. Lett.* **125**, 030505 (2020).
- [14] Yimu Bao, Maxwell Block, and Ehud Altman, “Finite time teleportation phase transition in random quantum circuits,” (2022), [arXiv:2110.06963 \[quant-ph\]](https://arxiv.org/abs/2110.06963).
- [15] Yimu Bao, Soonwon Choi, and Ehud Altman, “Symmetry enriched phases of quantum circuits,” *Ann. Phys.* **435**, 168618 (2021), special issue on Philip W. Anderson.
- [16] Samuel J. Garratt, Zack Weinstein, and Ehud Altman, “Measurements conspire nonlocally to restructure critical quantum states,” *Phys. Rev. X* **13**, 021026 (2023).
- [17] Jong Yeon Lee, Wenjie Ji, Zhen Bi, and Matthew P. A. Fisher, “Decoding measurement-prepared quantum phases and transitions: from ising model to gauge theory, and beyond,” (2022), [arXiv:2208.11699 \[cond-mat.str-el\]](https://arxiv.org/abs/2208.11699).
- [18] Yaodong Li, Xiao Chen, Andreas W. W. Ludwig, and Matthew P. A. Fisher, “Conformal invariance and quantum nonlocality in critical hybrid circuits,” *Phys. Rev. B* **104**, 104305 (2021).
- [19] Yaodong Li, Sagar Vijay, and Matthew P.A. Fisher, “Entanglement domain walls in monitored quantum circuits and the directed polymer in a random environment,” *PRX Quantum* **4**, 010331 (2023).
- [20] Adam Nahum and Brian Skinner, “Entanglement and dynamics of diffusion-annihilation processes with majorana defects,” *Phys. Rev. Res.* **2**, 023288 (2020).
- [21] Adam Nahum, Sagar Vijay, and Jeongwan Haah, “Operator spreading in random unitary circuits,” *Phys. Rev. X* **8**, 021014 (2018).
- [22] Adam Nahum, Jonathan Ruhman, Sagar Vijay, and Jeongwan Haah, “Quantum entanglement growth under random unitary dynamics,” *Phys. Rev. X* **7**, 031016 (2017).
- [23] Shraddha Sharma, Xhek Turkeshi, Rosario Fazio, and Marcello Dalmonte, “Measurement-induced criticality in extended and long-range unitary circuits,” *SciPost Phys. Core* **5**, 023 (2022).
- [24] Shengqi Sang, Yaodong Li, Tianci Zhou, Xiao Chen, Timothy H. Hsieh, and Matthew P.A. Fisher, “Entanglement negativity at measurement-induced criticality,” *PRX Quantum* **2**, 030313 (2021).
- [25] Brian Skinner, Jonathan Ruhman, and Adam Nahum, “Measurement-induced phase transitions in the dynamics of entanglement,” *Phys. Rev. X* **9**, 031009 (2019).
- [26] M. Szyniszewski, A. Romito, and H. Schomerus, “Entanglement transition from variable-strength weak measurements,” *Phys. Rev. B* **100**, 064204 (2019).
- [27] Romain Vasseur, Andrew C. Potter, Yi-Zhuang You, and Andreas W. W. Ludwig, “Entanglement transitions from holographic random tensor networks,” *Phys. Rev. B* **100**, 134203 (2019).
- [28] Aidan Zabalo, Michael J. Gullans, Justin H. Wilson, Sarang Gopalakrishnan, David A. Huse, and J. H. Pixley, “Critical properties of the measurement-induced transition in random quantum circuits,” *Phys. Rev. B* **101**, 060301 (2020).
- [29] Tianci Zhou and Adam Nahum, “Emergent statistical mechanics of entanglement in random unitary circuits,” *Phys. Rev. B* **99**, 174205 (2019).
- [30] Tianci Zhou and Adam Nahum, “Entanglement membrane in chaotic many-body systems,” *Phys. Rev. X* **10**, 031066 (2020).
- [31] Piotr Sierant, Marco Schirò, Maciej Lewenstein, and Xhek Turkeshi, “Measurement-induced phase transitions in $(d + 1)$ -dimensional stabilizer circuits,” *Phys. Rev. B* **106**, 214316 (2022).
- [32] Piotr Sierant, Giuliano Chiriacò, Federica M. Surace, Shraddha Sharma, Xhek Turkeshi, Marcello Dalmonte, Rosario Fazio, and Guido Pagano, “Dissipative Floquet Dynamics: from Steady State to Measurement Induced Criticality in Trapped-ion Chains,” *Quantum* **6**, 638 (2022).
- [33] Piotr Sierant, Marco Schirò, Maciej Lewenstein, and Xhek Turkeshi, “Entanglement growth and minimal membranes in $(d + 1)$ random unitary circuits,” (2023), [arXiv:2306.04764 \[cond-mat.stat-mech\]](https://arxiv.org/abs/2306.04764).
- [34] Alberto Biella and Marco Schirò, “Many-Body Quantum Zeno Effect and Measurement-Induced Subradiance Transition,” *Quantum* **5**, 528 (2021).
- [35] Zack Weinstein, Shane P. Kelly, Jamir Marino, and Ehud Altman, “Scrambling transition in a radiative random unitary circuit,” (2022), [arXiv:2210.14242 \[quant-ph\]](https://arxiv.org/abs/2210.14242).
- [36] Shane P. Kelly, Ulrich Poschinger, Ferdinand Schmidt-Kaler, Matthew P. A. Fisher, and Jamir Marino, “Coherence requirements for quantum communication from hybrid circuit dynamics,” (2023), [arXiv:2210.11547 \[quant-ph\]](https://arxiv.org/abs/2210.11547).
- [37] Jin Ming Koh, Shi-Ning Sun, Mario Motta, and Austin J. Minnich, “Experimental realization of a measurement-induced entanglement phase transition on a superconducting quantum processor,” *Nature Phys.* **19**, 1314–1319 (2023).
- [38] Crystal Noel, Pradeep Niroula, Daiwei Zhu, Andrew

- Risinger, Laird Egan, Debopriyo Biswas, Marko Cetina, Alexey V. Gorshkov, Michael J. Gullans, David A. Huse, and Christopher R. Monroe, “Measurement-induced quantum phases realized in a trapped-ion quantum computer,” *Nature Phys.* **18**, 760–764 (2021).
- [39] Stefanie Czischek, Giacomo Torlai, Sayonee Ray, Rajibul Islam, and Roger G. Melko, “Simulating a measurement-induced phase transition for trapped-ion circuits,” *Phys. Rev. A* **104**, 062405 (2021).
- [40] N. Roch, M. E. Schwartz, F. Motzoi, C. Macklin, R. Vijay, A. W. Eddins, A. N. Korotkov, K. B. Whaley, M. Sarovar, and I. Siddiqi, “Observation of measurement-induced entanglement and quantum trajectories of remote superconducting qubits,” *Phys. Rev. Lett.* **112**, 170501 (2014).
- [41] Matteo Ippoliti, Michael J. Gullans, Sarang Gopalakrishnan, David A. Huse, and Vedika Khemani, “Entanglement phase transitions in measurement-only dynamics,” *Phys. Rev. X* **11**, 011030 (2021).
- [42] Ali Lavasani, Yahya Alavirad, and Maissam Barkeshli, “Measurement-induced topological entanglement transitions in symmetric random quantum circuits,” *Nature Phys.* **17**, 342–347 (2021).
- [43] Ali Lavasani, Zhu-Xi Luo, and Sagar Vijay, “Monitored quantum dynamics and the kitaev spin liquid,” (2022), [arXiv:2207.02877](https://arxiv.org/abs/2207.02877) [cond-mat.str-el].
- [44] Ali Lavasani, Yahya Alavirad, and Maissam Barkeshli, “Topological order and criticality in (2+1)d monitored random quantum circuits,” *Phys. Rev. Lett.* **127**, 235701 (2021).
- [45] Adithya Sriram, Tibor Rakovszky, Vedika Khemani, and Matteo Ippoliti, “Topology, criticality, and dynamically generated qubits in a stochastic measurement-only kitaev model,” *Phys. Rev. B* **108**, 094304 (2023).
- [46] Guo-Yi Zhu, Nathanan Tantivasadakarn, and Simon Trebst, “Structured volume-law entanglement in an interacting, monitored majorana spin liquid,” (2023), [arXiv:2303.17627](https://arxiv.org/abs/2303.17627) [quant-ph].
- [47] Yoshihito Kuno and Ikuo Ichinose, “Production of lattice gauge higgs topological states in a measurement-only quantum circuit,” *Phys. Rev. B* **107**, 224305 (2023).
- [48] Kai Klocke and Michael Buchhold, “Topological order and entanglement dynamics in the measurement-only XZZX quantum code,” *Phys. Rev. B* **106**, 104307 (2022).
- [49] Nicolai Lang and Hans Peter Büchler, “Entanglement transition in the projective transverse field ising model,” *Phys. Rev. B* **102**, 094204 (2020).
- [50] Shengqi Sang and Timothy H. Hsieh, “Measurement-protected quantum phases,” *Phys. Rev. Res.* **3**, 023200 (2021).
- [51] Yaodong Li and Matthew P. A. Fisher, “Robust decoding in monitored dynamics of open quantum systems with z_2 symmetry,” (2021), [arXiv:2108.04274](https://arxiv.org/abs/2108.04274) [quant-ph].
- [52] Felix Roser, Hans Peter Büchler, and Nicolai Lang, “Decoding the projective transverse field ising model,” *Phys. Rev. B* **107**, 214201 (2023).
- [53] Michael J. Gullans and David A. Huse, “Scalable probes of measurement-induced criticality,” *Phys. Rev. Lett.* **125**, 070606 (2020).
- [54] Hossein Dehghani, Ali Lavasani, Mohammad Hafezi, and Michael J. Gullans, “Neural-network decoders for measurement induced phase transitions,” *Nature Commun.* **14**, 2918 (2023).
- [55] Yaodong Li, Yijian Zou, Paolo Glorioso, Ehud Altman, and Matthew P. A. Fisher, “Cross entropy benchmark for measurement-induced phase transitions,” *Phys. Rev. Lett.* **130**, 220404 (2023).
- [56] M. Buchhold, T. Müller, and S. Diehl, “Revealing measurement-induced phase transitions by preselection,” (2022), [arXiv:2208.10506](https://arxiv.org/abs/2208.10506) [cond-mat.dis-nn].
- [57] Sthitadhi Roy, J. T. Chalker, I. V. Gornyi, and Yuval Gefen, “Measurement-induced steering of quantum systems,” *Phys. Rev. Res.* **2**, 033347 (2020).
- [58] Yaroslav Herasymenko, Igor Gornyi, and Yuval Gefen, “Measurement-driven navigation in many-body hilbert space: Active-decision steering,” *PRX Quantum* **4**, 020347 (2023).
- [59] Daniel Volya and Prabhat Mishra, “State preparation on quantum computers via quantum steering,” (2023), [arXiv:2302.13518](https://arxiv.org/abs/2302.13518) [quant-ph].
- [60] Samuel Morales, Yuval Gefen, Igor Gornyi, Alex Zazunov, and Reinhold Egger, “Engineering unsteerable quantum states with active feedback,” (2023), [arXiv:2308.00384](https://arxiv.org/abs/2308.00384) [quant-ph].
- [61] Nicholas O’Dea, Alan Morningstar, Sarang Gopalakrishnan, and Vedika Khemani, “Entanglement and absorbing-state transitions in interactive quantum dynamics,” (2022), [arXiv:2211.12526](https://arxiv.org/abs/2211.12526) [cond-mat.stat-mech].
- [62] Vikram Ravindranath, Yiqiu Han, Zhi-Cheng Yang, and Xiao Chen, “Entanglement steering in adaptive circuits with feedback,” *Phys. Rev. B* **108**, L041103 (2023).
- [63] Vikram Ravindranath, Zhi-Cheng Yang, and Xiao Chen, “Free fermions under adaptive quantum dynamics,” (2023), [arXiv:2306.16595](https://arxiv.org/abs/2306.16595) [quant-ph].
- [64] Piotr Sierant and Xhek Turkeshi, “Controlling entanglement at absorbing state phase transitions in random circuits,” *Phys. Rev. Lett.* **130**, 120402 (2023).
- [65] Piotr Sierant and Xhek Turkeshi, “Entanglement and absorbing state transitions in $(d + 1)$ -dimensional stabilizer circuits,” (2023), [arXiv:2308.13384](https://arxiv.org/abs/2308.13384) [cond-mat.stat-mech].
- [66] Lorenzo Piroli, Yaodong Li, Romain Vasseur, and Adam Nahum, “Triviality of quantum trajectories close to a directed percolation transition,” *Phys. Rev. B* **107**, 224303 (2023).
- [67] Thomas Iadecola, Sriram Ganeshan, J. H. Pixley, and Justin H. Wilson, “Measurement and feedback driven entanglement transition in the probabilistic control of chaos,” *Phys. Rev. Lett.* **131**, 060403 (2023).
- [68] The presence of symmetry-breaking in the system is characterized by the evolution of entanglement entropy. This phase is of non-equilibrium origin, allowing it to manifest even in one-dimensional systems.
- [69] Scott Aaronson and Daniel Gottesman, “Improved simulation of stabilizer circuits,” *Phys. Rev. A* **70**, 052328 (2004).
- [70] Daniel Gottesman, “The heisenberg representation of quantum computers,” (1998), [arXiv:quant-ph/9807006](https://arxiv.org/abs/quant-ph/9807006) [quant-ph].
- [71] Daniel Gottesman, “Stabilizer codes and quantum error correction,” (1997), [arXiv:quant-ph/9705052](https://arxiv.org/abs/quant-ph/9705052) [quant-ph].
- [72] Karl Pearson F.R.S., “Liii. on lines and planes of closest fit to systems of points in space,” *Philos. Mag. Series 1* **2**, 559–572 (1901).
- [73] Alvin C. Rencher, “Principal component analysis,” in *Methods of Multivariate Analysis* (John Wiley & Sons, Ltd, 2002) Chap. 12, pp. 380–407.

- [74] Wenjian Hu, Rajiv R. P. Singh, and Richard T. Scalettar, “Discovering phases, phase transitions, and crossovers through unsupervised machine learning: A critical examination,” *Phys. Rev. E* **95**, 062122 (2017).
- [75] Lei Wang, “Discovering phase transitions with unsupervised learning,” *Phys. Rev. B* **94**, 195105 (2016).
- [76] Xhek Turkeshi, “Measurement-induced criticality as a data-structure transition,” *Phys. Rev. B* **106**, 144313 (2022).
- [77] P. Campadelli, E. Casiraghi, C. Ceruti, and A. Rozza, “Intrinsic dimension estimation: Relevant techniques and a benchmark framework,” *Mathematical Problems in Engineering* **2015**, 1–21 (2015).
- [78] Dietrich Stauffer and Amnon Aharony, *Introduction To Percolation Theory: Second Edition (2nd ed.)* (Taylor & Francis, 1994).
- [79] John Cardy, “Conformal invariance and percolation,” (2001), [arXiv:math-ph/0103018](https://arxiv.org/abs/math-ph/0103018) [math-ph].
- [80] In Ref. [47], X-ordered SB phase is called deconfinement phase, while Z-ordered SB phase is called spin-glass phase.
- [81] Giuseppe Carleo, Ignacio Cirac, Kyle Cranmer, Laurent Daudet, Maria Schuld, Naftali Tishby, Leslie Vogt-Maranto, and Lenka Zdeborová, “Machine learning and the physical sciences,” *Rev. Mod. Phys.* **91**, 045002 (2019).
- [82] Juan Carrasquilla, “Machine learning for quantum matter,” *Adv. Phys: X* **5**, 1797528 (2020).
- [83] Pankaj Mehta, Marin Bukov, Ching-Hao Wang, Alexandre G.R. Day, Clint Richardson, Charles K. Fisher, and David J. Schwab, “A high-bias, low-variance introduction to machine learning for physicists,” *Phys. Rep.* **810**, 1–124 (2019).
- [84] Alexander Lidiak and Zhexuan Gong, “Unsupervised machine learning of quantum phase transitions using diffusion maps,” *Phys. Rev. Lett.* **125**, 225701 (2020).
- [85] Joaquin F. Rodriguez-Nieva and Mathias S. Scheurer, “Identifying topological order through unsupervised machine learning,” *Nature Phys.* **15**, 790–795 (2019).
- [86] Elena Facco, Maria d’Errico, Alex Rodriguez, and Alessandro Laio, “Estimating the intrinsic dimension of datasets by a minimal neighborhood information,” *Sci. Rep.* **7**, 12140 (2017).
- [87] T. Mendes-Santos, A. Angelone, Alex Rodriguez, R. Fazio, and M. Dalmonte, “Intrinsic dimension of path integrals: Data-mining quantum criticality and emergent simplicity,” *PRX Quantum* **2**, 030332 (2021).
- [88] T. Mendes-Santos, X. Turkeshi, M. Dalmonte, and Alex Rodriguez, “Unsupervised learning universal critical behavior via the intrinsic dimension,” *Phys. Rev. X* **11**, 011040 (2021).
- [89] Vittorio Vitale, Tiago Mendes-Santos, Alex Rodriguez, and Marcello Dalmonte, “Topological kolmogorov complexity and the berezinskii-kosterlitz-thouless mechanism,” (2023), [arXiv:2305.05396](https://arxiv.org/abs/2305.05396) [cond-mat.stat-mech].