

A LONG-TAIL FRIENDLY REPRESENTATION FRAMEWORK FOR ARTIST AND MUSIC SIMILARITY

Haoran Xiang^{1,*}, Junyu Dai^{2,**}, Xuchen Song², Furao Shen¹

¹National Key Laboratory for Novel Software Technology, Nanjing University, China

²ByteDance

ABSTRACT

The investigation of the similarity between artists and music is crucial in music retrieval and recommendation, and addressing the challenge of the long-tail phenomenon is increasingly important. This paper proposes a Long-Tail Friendly Representation Framework (LTFRF) that utilizes neural networks to model the similarity relationship. Our approach integrates music, user, metadata, and relationship data into a unified metric learning framework, and employs a meta-consistency relationship as a regular term to introduce the Multi-Relationship Loss. Compared to the Graph Neural Network (GNN), our proposed framework improves the representation performance in long-tail scenarios, which are characterized by sparse relationships between artists and music. We conduct experiments and analysis on the All-Music dataset, and the results demonstrate that our framework provides a favorable generalization of artist and music representation. Specifically, on similar artist/music recommendation tasks, the LTFRF outperforms the baseline by 9.69%/19.42% in Hit Ratio@10, and in long-tail cases, the framework achieves 11.05%/14.14% higher than the baseline in Consistent@10.

Index Terms— Artist Similarity, Music Similarity, Metric Learning

1. INTRODUCTION

How to devise a better similarity representation of artist and music is a classic topic in the music information retrieval area [1, 2], and similarity-based artist or music recommendation is also widely used in commercial music applications. In previous works, there are two types of information can be utilized to model and calculate similarity:

1. interactive information, [3] defines similarity based on social relationship, while [4, 5] uses with user-item information, according to [6, 7], co-occurrence information is deemed to be useful for modeling similarity;

*The author conducted this work as an intern at ByteDance.

**Corresponding Author.

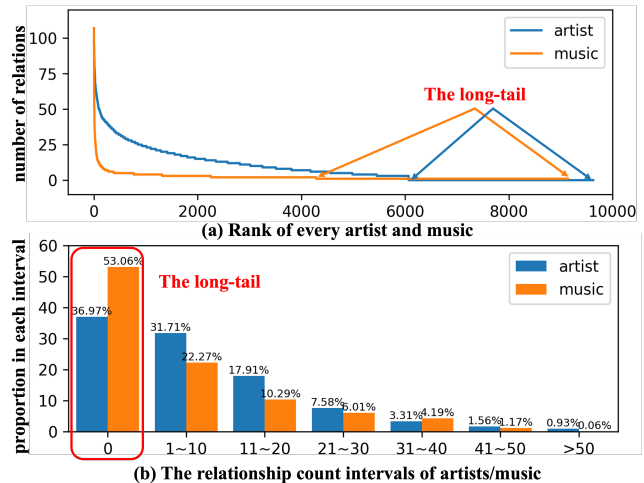


Fig. 1: The long-tail distribution of artists/music in Allmusic dataset. (a) is the relations number distribution of every artist/music, while (b) divides the relations number into intervals and counts the proportion of artists/music in each interval.

2. composition-related information, [8], which utilizes music content and meta information to model the artist/music and compare the distance between them in feature space to determine the similarity [9–15].

These existing approaches have limited focus on addressing the long-tail problem [16], despite its common occurrence and the challenges associated with achieving robust performance. We define artists and music without relationship labels as the long-tail category and Figure 1 depicts the distribution of these long-tail entities within the Allmusic dataset. The long-tail part of artists accounts for 36.97% and music for 53.06%. This paper proposes a Long-Tail Friendly Representation Framework (LTFRF) that considers the factors affecting music and artist representation from multiple perspectives to optimize the weak representation problem of long-tails.

Our approach involves utilizing music content information, music meta-information, and user-interaction information as inputs, and leveraging various relationship informa-

tion as labels to train a general representation model via metric learning. We subsequently combine this model with the Graph Neural Network (GNN) to measure the similarity of artists and music[3, 7, 17]. Notably, we have observed that the general representation model that integrate multiple types of information demonstrate a significant improvement in their generalization ability towards long-tail entities.

2. LONG-TAIL FRIENDLY REPRESENTATION FRAMEWORK

The whole framework is shown in Figure 2, and the details of it are shown in Figure 3. Content-based Representation Model (CbRM) [10, 13] takes the music compositions as input, and establishes the relationship between artists/music representation and output content-based embedding E_C . User-interaction Representation Model (UiRM) decomposes the similar matrix defined by the user to get user-interaction embedding, E_U . The core General Representation Model (GRM) encodes the meta information of artists/music into hidden vectors and combines E_C and E_U as input to obtain general embedding, E_G . It is trained through supervised learning with meta-consistency relationships and social relationships among artists/music.

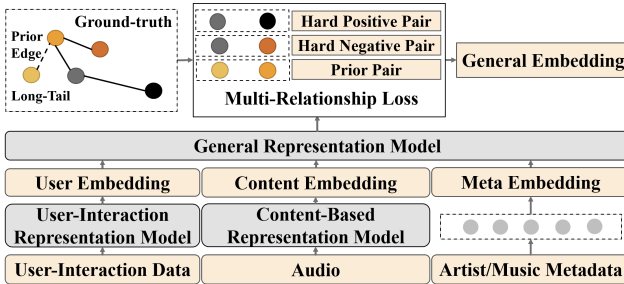


Fig. 2: The overall architecture of LTFRF. The optional GNN backend is not included.

2.1. Content-based Representation Model

CbRM is shown in the lower right in Figure 3. It maps C_{ik} , music work k of artist i , to music embedding $E_{C,ik}$. We define the similarity relationships R_C of music contents by whether they belong to the same or similar artists. If so, the content-based similarity label of artist i and artist j is the same, $Y_{C,i} = Y_{C,j}$. We conduct semi-supervised metric learning and mine the difficult positive and negative samples. In this way, even long-tail artists/music without similar relationships can be trained without labels, indirectly enhancing the expression of long-tailed artists/music. Finally, we get content-based artist embedding $E_{C,i}$ by aggregating K songs

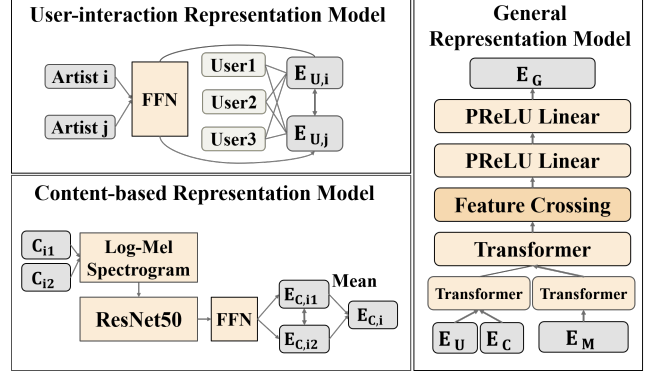


Fig. 3: Details of each module of LTFRF. CbRM is shown at the lower right, UiRM at the upper right and GRM at the left.

with the highest popularity (pop_i):

$$E_{C,i} = \frac{1}{K} \sum_{C_{ik} \in pop_i} E_{C,ik}. \quad (1)$$

For music, E_C is equal to $E_{C,ik}$. The embedding E_C output by CbRM measures the similarity of artists/music in several content-based aspects: genre, mood, timbre, chord, etc.

2.2. User-interaction Representation Model

UiRM extracts the relevant information from the user’s behaviour data, as shown at the upper right of Figure 3. UiRM refers to the generalized matrix decomposition method based on a neural network to obtain user-interaction embedding E_U [18, 19]. We define the User-based similarity relationship R_U through user behaviour. If multiple users interact with item i and item j simultaneously, both items have the same user-defined similarity label Y_U : $Y_{U,i} = Y_{U,j}$, and the item can be an artist or music. We only have artist-related user data in this paper. Through user interaction, some long-tailed artists and famous artists are connected.

R_U can be calculated in a variety of ways. For example, the two items are similar when the number of users shared by item i and item j exceeds a certain threshold. It is also possible to define that the item i is similar to top K items having the most common users. We can also combine the two ways to calculate the similarity score.

2.3. General Representation Model

The architecture of GRM is shown at the left of Figure 3, which is the essential part of LTFRF. Suppose $E_M = [E_{genre}, E_{region}, E_{popularity}, \dots]$ is the artist/music metadata embedding. The first two transformer layers fuse E_C , E_U and E_M and obtain embedding $E \in \mathbb{R}^D$. Then we divide E into Z fields, namely $E^{(1)} = [E_1, E_2, \dots, E_Z]^T \in \mathbb{R}^{Z \times F}$, and use self-attention of the third transformer layer to weight the feature importance of each field to integrate multi-source features.

Then we combine the multiple fields feature through feature crossing, obtain the second-order feature E_{cf} , and concatenate it with the original feature $E^{(2)} = [E^{(1)}, E_{cf}]$. The general embedding E_G is finally obtained by multiple Linear layers activated by Parametric Rectified Linear Unit (PReLU).

2.4. Multi-Relationship Loss

As mentioned above, we define the content-based similarity relationship R_C between songs in CbRM and the user interaction relationship R_U in UiRM. GRM uses two relations to determine the similarity. The first is the reliable similarity relationship R_A mined from various sources as the ground truth. The second is the relationship R_P constrained by artist/music metadata and prior knowledge. With similarity metric function f , the loss function of all model training in LTFRF can be defined by supervised metric learning [9, 20, 21].

Let $X \in \{C, U, A\}$, and denote the similarity matrix of N artist/music embeddings E_X as $S_X \in \mathbb{R}^{N \times N}$. The label defined by R_X is Y_X . $S_{X,i,j} = f(E_{X,i}, E_{X,j})$ is the similarity of embedding $E_{X,i}$ and embedding $E_{X,j}$ under the similarity measure f . Multi-Similarity Loss [22] considers three similarities for pair weighting, providing a more principled approach for collecting and weighting informative pairs. We first combine the similarity matrix S_X and relationship label Y_X to mine informative pairs. Given a margin δ , the index set of positive pair $(E_{X,i}, E_{X,j})$ is expressed as:

$$\mathcal{P}_{X,i} = \left\{ j \mid S_{X,i,j} < \min_{Y_{X,k} \neq Y_{X,i}} S_{X,i,k} + \delta \right\}. \quad (2)$$

Similarly, the index set of negative pairs $(E_{X,i}, E_{X,j})$ is:

$$\mathcal{N}_{X,i} = \left\{ j \mid S_{X,i,j} > \min_{Y_{X,k} = Y_{X,i}} S_{X,i,k} - \delta \right\}. \quad (3)$$

Finally, Multi-Similarity Loss is defined as:

$$\mathcal{L}_{X,MS} = \frac{1}{N} \sum_{i=1}^N \left\{ \frac{1}{\alpha_1} \log \left[1 + \sum_{j \in \mathcal{P}_{X,i}} e^{-\alpha_1 (S_{X,i,j} - \gamma_1)} \right] + \frac{1}{\beta_1} \log \left[1 + \sum_{j \in \mathcal{N}_{X,i}} e^{\beta_1 (S_{X,i,j} - \gamma_1)} \right] \right\}, \quad (4)$$

where α_1, β_1 and γ_1 are hyper-parameters.

Multi-Similarity loss unifies the training targets of CbRM, UiRM and GRM and utilizes multi-source relationship information. However, for the long-tail problem, there is a large proportion of long-tail artists/music without similarity edges. The trained long-tail embedding will be less accurate when no relationship information exists. Fortunately, since we have artist/music metadata, we use prior knowledge to construct a meta-consistency relation R_P so that the artist/music representation space is smoother. In GRM, we think similar

artists/music will have a similar genre, region and popularity. When item i and item j have the same genre, region and popularity, we set $Y_{P,i} = Y_{P,j}$. The item can be an artist or music.

The prior loss \mathcal{L}_{Prior} is obtained by replacing $\mathcal{P}_{X,i}$ and $\mathcal{N}_{X,i}$ in the Multi-Similarity Loss with the positive meta-consistency relationship set $\{j \mid Y_{P,i} = Y_{P,j}\}$, and negative meta-consistency relationship set $\{j \mid Y_{P,i} \neq Y_{P,j}\}$, respectively. It uses a set of different hyper-parameters α_2, β_2 and γ_2 . The prior loss is a regularization term to smooth the representation space of artist/music. The final Multi-Relationship Loss of GRM is:

$$\mathcal{L}_{MR} = \mathcal{L}_{A,MS} + \lambda \mathcal{L}_{Prior}, \quad (5)$$

where λ is the hyper-parameter that balances the two losses. When the value of λ is appropriate, \mathcal{L}_{Prior} removes the unreliable noise in the mined relationship and has a less negative impact on the real similarity relationship.

3. EXPERIMENTS

3.1. Experiments Setup

We build a multi-source dataset, which includes artist/music metadata, artist music data, relationship data and user-interaction data. Only user-artist data exists in the user interaction dataset, but no user-music data exists. The dataset is collected from AllMusic¹.

The multi-source artist dataset includes 9627 artists in total. The training, validation and test include 7703, 962 and 962 artists, respectively, and each artist has an average of 3.8 songs. 36.97% of the artists in the dataset are long-tail artists. The user-artist interaction dataset is built by a totally of 6.8 million data, and there are 65574 similarity relationships in the artist relationship data. We also collected a music similarity dataset to verify the validity of LTFRF on music. The dataset includes 61584 pieces of music with 82880 music similarity relationships in total. 53.06% of the music in the dataset is long-tail music.

Hit Ratio@K (HR@K), MAP, NDCG, and Consistent@K are used to evaluate the LTFRF performance. The first three metrics will also be used to assess the performance of similar music recommendation tasks. Due to the long-tail having no similarity information, we use Consistent@K as an indirect metric to evaluate the recommendation performance of the long-tail. Consistent@K is defined by calculating the same number of meta tags between two artists or music.

3.2. Results and Discussion

We compared the artist/music recommendation results of different representation models in the experiment. Among them, *CbRM* is the baseline, which is modified from [10]. We also

¹<https://www.allmusic.com/>

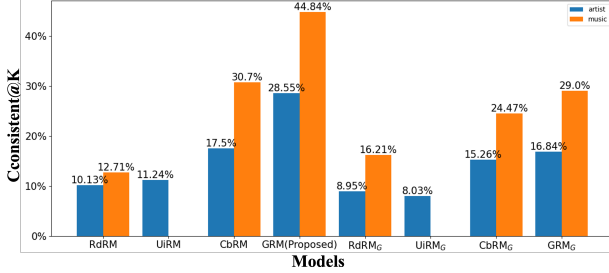


Fig. 4: Performances of different models in the long-tail test set, the metric is Consistent@10.

use GNN as the backend of these representation models to compare them with LTFRF. Among them, $RdRM_G$ using random embedding as the node embedding of GNN is also a classical method [3].

Table 1: Performance with embeddings output by each representation model on the AllMusic test set of the multi-source artist dataset. In Consistent@10, the two results columns represent the performance of all artists / long-tail artists, respectively.

Methods	HR@10	Consistent@10	MAP	NDCG
$RdRM$	1.47%	11.23% / 10.13%	1.08%	0.1803
$UiRM$	4.30%	12.88% / 11.24%	3.83%	0.2144
$CbRM$	30.29%	54.88% / 17.50%	17.87%	0.4080
GRM	39.98%	86.19% / 28.55%	25.68%	0.4846
$RdRM_G$	21.90%	28.31% / 8.95%	14.77%	0.3553
$UiRM_G$	26.91%	42.67% / 8.03%	18.71%	0.4045
$CbRM_G$	34.76%	57.04% / 15.26%	23.60%	0.4618
GRM_G	39.89%	65.03% / 16.84%	26.14%	0.4904

Table 1 shows the performance of representation models mentioned in the paper. $X(y)RM_G$ means we regard embedding E_X as the node feature of the artist similarity graph and use GNN to train the artist similarity further, for example when $Xy = Cb$, that means we use the embedding E_C generated by $CbRM$ as node feature to further train GNN .

From the experimental results, we find the performance of GRM on famous artists is significantly better than $RdRM$, $CbRM$ and $UiRM$, whether or not to use GNN as the backend model. It shows that artists’ music works and metadata are essential information for measuring the similarity of artists, and the user interaction relationships also provide a positive impact. From the perspective of Consistent@K, the addition of prior knowledge significantly improves the representation ability of long-tailed artists. Artists with the same meta tags can naturally gather together in the artist representation space, and the possibility of similarity between these artists will be significantly improved.

After joining GNN training, there are no significant improvements in every metric, and the Consistent@K result

even decreased when using GRM as the frontend model. Because GRM has fully integrated various information related to artists, GNN can no longer provide more helpful information. Besides, GNN highly relies on relationship data as a graph edge during training, while GRM does not completely require it, leading to GRM being better than GRM_G in representing long-tail artists.

Table 2: Performance with different embeddings on the test set of the music similarity dataset.

Methods	HR@10	Consistent@10	MAP	NDCG
$RdRM$	0.34%	12.95% / 12.71%	0.18%	0.1425
$CbRM$	23.23%	33.65% / 30.70%	13.52%	0.3686
GRM	42.65%	45.44% / 44.84%	27.23%	0.5220
$RdRM_G$	25.26%	17.78% / 19.20%	16.21%	0.3825
$CbRM_G$	37.05%	34.96% / 30.34%	24.47%	0.4891
GRM_G	44.58%	37.82% / 34.03%	29.00%	0.5476

The representation advantages of LTFRF can also be reflected in similar music recommendation tasks. As shown in Table 2, $RdRM$ is random music embedding. We still use $CbRM$ as the music recommendation baseline and get the music tagging embedding [11] from it. Due to the lack of user-music interaction data, we do not apply the $UiRM$ in similar music tasks so that the GRM is also trained without user-interaction data. Nevertheless, the performance of GRM in similar music recommendation tasks has also been significantly improved. It indicates that E_G can represent artists, music, and relationship information well. Consistent with the conclusion of previous experiments, there is no significant improvement in all metrics after joining GNN training.

In general, the proposed model achieves 9.69%/19.42% better than the baseline in Hit Ratio@10 and the performance of all models on the long-tail is shown in Figure 4. The proposed model is significantly better than the baseline $CbRM$, which is 11.05% higher on the artist task and 14.14% higher on the music task. Besides, LTFRF can also be used in other similarity modeling tasks.

4. CONCLUSION

In this paper, we propose a Long-Tail Friendly Representation Framework based on metric learning and provide a unified framework to model similar relationships such as artist similarity and music similarity. The Multi-Relationship Loss combined with prior knowledge alleviates the long-tail problem. It improves the poor expression ability of the long-tail and makes their representation more accurate. Moreover, it achieves the best results on similar artist and music recommendation tasks. The numerical results and analyses in experiments verify that LTFRF can obtain general embedding with good generalization and robustness.

References

- [1] P. Knees and M. Schedl, *Music similarity and retrieval: an introduction to audio-and web-based strategies*, vol. 9, Springer, 2016.
- [2] E. Pampalk, “Audio-based music similarity and retrieval: Combining a spectral similarity model with information extracted from fluctuation patterns,” *MIREX 2006*, p. 52, 2006.
- [3] F. Korzeniowski, S. Oramas, and F. Gouyon, “Artist similarity with graph neural networks,” *arXiv preprint arXiv:2107.14541*, 2021.
- [4] A. Dhruv, A. Kamath, A. Powar, and K. Gaikwad, “Artist recommendation system using hybrid method: A novel approach,” in *Emerging Research in Computing, Information, Communication and Applications*, pp. 527–542. Springer, 2019.
- [5] C. Hansen, C. Hansen, L. Maystre, R. Mehrotra, B. Brost, F. Tomasi, and M. Lalmas, “Contextual and sequential user embeddings for large-scale music recommendation,” in *Fourteenth ACM conference on recommender systems*, 2020, pp. 53–62.
- [6] M. Wang, X. Rao, L. Chen, S. Shang, and Binbin Zhang, “SSAR-GNN: Self-supervised artist recommendation with graph neural networks,” 2022.
- [7] G. Salha-Galvan, R. Hennequin, B. Chapus, Viet-Anh Tran, and M. Vazirgiannis, “Cold start similar artists ranking with gravity-inspired graph autoencoders,” in *Fifteenth ACM Conference on Recommender Systems*, 2021, pp. 443–452.
- [8] Y. Deldjoo, M. Schedl, and P. Knees, “Content-driven music recommendation: Evolution, state of the art, and challenges,” *arXiv preprint arXiv:2107.11803*, 2021.
- [9] J. Lee, N.J. Bryan, J. Salamon, Z. Jin, and J. Nam, “Metric learning vs classification for disentangled music representation learning,” *arXiv preprint arXiv:2008.03729*, 2020.
- [10] Q. Huang, A. Jansen, L. Zhang, D.P. Ellis, R.A. Saurous, and J. Anderson, “Large-scale weakly-supervised content embeddings for music recommendation and tagging,” in *ICASSP 2020-2020 IEEE International Conference on Acoustics, Speech and Signal Processing (ICASSP)*. IEEE, 2020, pp. 8364–8368.
- [11] A. Schindler and P. Knees, “Multi-task music representation learning from multi-label embeddings,” in *2019 International Conference on Content-Based Multimedia Indexing (CBMI)*. IEEE, 2019, pp. 1–6.
- [12] C. Thomé, S. Piwell, and O. Utterbäck, “Musical audio similarity with self-supervised convolutional neural networks,” *arXiv preprint arXiv:2202.02112*, 2022.
- [13] J. Cleveland, D. Cheng, M. Zhou, T. Joachims, and D. Turnbull, “Content-based music similarity with triplet networks,” *arXiv preprint arXiv:2008.04938*, 2020.
- [14] F. Fessahaye, L. Perez, T. Zhan, R. Zhang, C. Fossier, R. Markarian, C. Chiu, J. Zhan, L. Gewali, and P. Oh, “T-recsys: A novel music recommendation system using deep learning,” in *2019 IEEE international conference on consumer electronics (ICCE)*. IEEE, 2019, pp. 1–6.
- [15] Alexander Lerch, “Music similarity detection and music genre classification,” 2023.
- [16] M. Levy and K. Bosteels, “Music recommendation and the long tail,” in *1st Workshop On Music Recommendation And Discovery (WOMRAD), ACM RecSys, 2010, Barcelona, Spain*. Citeseer, 2010.
- [17] Y. Wei, X. Wang, L. Nie, X. He, R. Hong, and T.S. Chua, “Mmgen: Multi-modal graph convolution network for personalized recommendation of micro-video,” in *Proceedings of the 27th ACM International Conference on Multimedia*, 2019, pp. 1437–1445.
- [18] M. Sunitha and T. Adilakshmi, “Music recommendation system with user-based and item-based collaborative filtering technique,” in *Networking Communication and Data Knowledge Engineering*, Singapore, 2018, pp. 267–278.
- [19] D. Liang, Z. Minshu, and P.E. Daniel, “Content-aware collaborative music recommendation using pre-trained neural networks,” in *ISMIR*, 2015, pp. 295–301.
- [20] H. Wu, Q. Zhou, R. Nie, and J. Cao, “Effective metric learning with co-occurrence embedding for collaborative recommendations,” in *Neural Networks*, 2020, pp. 308–318.
- [21] M. Won, S. Oramas, O. Nieto, F. Gouyon, and X. Serra, “Multimodal metric learning for tag-based music retrieval,” in *ICASSP 2021-2021 IEEE International Conference on Acoustics, Speech and Signal Processing (ICASSP)*. IEEE, 2021, pp. 591–595.
- [22] X. Wang, X. Han, W. Huang, D. Dong, and M.R. Scott, “Multi-similarity loss with general pair weighting for deep metric learning,” in *Proceedings of the IEEE/CVF Conference on Computer Vision and Pattern Recognition*, 2019, pp. 5022–5030.