

Demystifying Statistical Matching Algorithms for Big Data

Sanjeevani Weerasingha

Department of Statistics, The Ohio State University

and

Michael J. Higgins

Department of Statistics, Kansas State University

September 13, 2023

Abstract

Statistical matching is an effective method for estimating causal effects in which treated units are paired with control units with “similar” values of confounding covariates prior to performing estimation. In this way, matching helps isolate the effect of treatment on response from effects due to the confounding covariates. While there are a large number of software packages to perform statistical matching, the algorithms and techniques used to solve statistical matching problems—especially matching without replacement—are not widely understood. In this paper, we describe in detail commonly-used algorithms and techniques for solving statistical matching problems. We focus in particular on the efficiency of these algorithms as the number of observations grow large. We advocate for the further development of statistical matching methods that impose and exploit “sparsity”—by greatly restricting the available matches for a given treated unit—as this may be critical to ensure scalability of match-

ing methods as data sizes grow large.

1 Introduction

Consider an observational study where each unit is given exactly one of two treatment conditions: treatment or control. When confounding variables—those that are correlated with both treatment and response—are present, failure to account for this confounding may lead to significant bias in treatment effect estimates [Rosenbaum et al., 2010]. For instance, in a study assessing the effect of smoking and heart disease, confounders include having poor diet and exercise habits as both variables are correlated with an increased incidence in heart disease and a higher likelihood of smoking.

Statistical matching is a technique designed to isolate the effect of treatment in the presence of confounders. In statistical matching, treated units are matched with control units with similar values for confounding covariates. Treatment effect estimates can then be obtained by taking, for example, the average of the differences in response between the treated and matched control units. Statistical matching plays an essential role in conducting research work in many subject areas, such as medicine, economics, and political science, since experiments are not always practical or ethical to conduct.

With advances in computing, the volume of observational data has increased dramatically. For example, Electronic Health Records (EHR) collect valuable clinical information that researchers can use to guide patient care. EHRs include information on patient demographics, progress notes, problem lists, medications, vital signs, past medical history, etc. [Gliklich et al., 2019]. With this surge in available data, there is a significant need for matching methods that can be applied under big data settings.

We aim to provide a detailed description of the available techniques and tools for statistical matching, thereby adding some clarity to the black box of statistical matching and possibly enlightening the path towards future advances. We have particular focus on issues of

the scalability of matching algorithms—the ability to successfully apply matching algorithms as the number of units under study becomes large.

This chapter is organized as follows. Section 2.1 review the background materials and notation about statistical matching. Matching problems are well-studied optimization problems in the Operation Research area. In particular, the bipartite matching or statistical matching can be considered a version of a linear assignment problem in the Operation Research area. Hence, Section 2.2 discusses materials on related materials from the Optimization area for statistical matching. And Section 2.3 discusses how to model a bipartite matching problem as a network flow problem in an optimization framework. Section 2.4 will explore why matching on a sparse graph is important and the existing approaches to solve minimum cost maximum matching on a sparse graph. Finally, Section 2.6 will demystify the matching algorithms. Moreover, Section 2.6 will discuss helpful materials from the optimization theory area to understand algorithms used in statistical matching.

2 Problem Setup for Statistical Matching

Consider an observational study on N units, numbered 1 through N . For each unit i , we observe a response y_i , a treatment status $T_i \in \{0, 1\}$ —where $T_i = 1$ denotes that i is given treatment and $T_i = 0$ denotes that i is given control—and a p -dimensional vector of confounding covariates $\mathbf{x}_i = (x_{i1}, x_{i2}, \dots, x_{ip})$. Let N_T denote the number of treated units, numbered 1 through N_T , and let N_C denote the number of control units, numbered 1 through N_C . For ease of exposition, we assume $N_T \leq N_C$.

Between each treated unit i and control unit j , a dissimilarity measure w_{ij} may be computed on the confounding covariates \mathbf{x} , where smaller values of w_{ij} indicate that i and j have more similar values of confounding covariates. Common choices of w_{ij} include the standardized Euclidean and Mahalanobis distances and the absolute difference in estimated propensity scores [Imbens and Rubin, 2015]. Intuitively, matching aims to find, for each

treated unit i , one or more control units j that have “small dissimilarity.”

As Rosenbaum [1989] astutely noted, in considering the problem of statistical matching, there is a large body of literature—historically in the field of operations research—on similar types of matching problems from which to draw inspiration. In deliberately vague terms, these problems often start by assuming a mathematical graph and aim to select connected pairs of units within the graph in an “optimal” way. Hence, to make statistical matching problems more precise and to help draw connections between statistical matching and matching problems in the operations research literature, we describe these problems in terms graph theory. For simplicity, we focus on the 1:1 matching case, where each treated unit is allowed to be matched to, at most, one control unit [Sävje et al., 2021], and extend our approach to more complicated matching schemes (e.g. 1: k matching, full matching, generalized full matching, cardinality matching) when appropriate [Hansen, 2007].

For statistical matching, units under study are represented as a graph $G = (V, E)$; each node i in the node set V represents a unit under study (hence, $|V| = N$), and edges ij in the edge set E are drawn between two nodes if their corresponding units are allowed to be matched with each other. Each edge ij has a non-negative cost w_{ij} equal to the dissimilarity between the corresponding units i and j . The resulting graph is a *bipartite* graph; the node set V can be partitioned into two groups V_T and V_C —those nodes that correspond to treated and control units respectively—and edges are only allowed to connect a node from V_T to one in V_C (e.g. you cannot match a treated unit to another treated unit nor a control unit to another control unit). When initializing a matching problem, it is common to make minimal assumptions on which units can be matched to each other, thereby allowing the matching algorithm to completely determine which matches are appropriate. In terms of the graph G , this corresponds to the assumption that edges $ij \in E$ exist between each pair of units $i \in V_T, j \in V_C$ —that is, G is a *complete* bipartite graph. For ease of exposition, we may refer to nodes as units and edge costs as dissimilarities throughout this paper.

A 1:1 statistical matching is a subset of edges $M \subset E$ such that each treated node $i \in V_T$

is *incident* to, at most, one edge $ij \in M$ —that is, each node $i \in V_T$ is the endpoint of at most one edge in M . If $ij \in M$, then the control unit j is matched to the treated unit i before performing analyses. Since the power of a study is most affected by the number of observations included in the study, often we aim to select a matching M with a large cardinality $|M|$; often, we require the cardinality to be maximized.

For a given dataset, there may be a large number of candidate matchings \mathbb{M} from which to choose. Hence, many statistical matching algorithms aim to select a matching $M^\dagger \in \mathbb{M}$ that is optimal with respect to some *objective function*. The commonly used objective function in statistical matching is to minimize total dissimilarity, or cost, between treatment and control pairs in the matched sample; matching algorithms aim to minimize the total cost

$$M^\dagger = \arg \min_{M \in \mathbb{M}} \sum_{ij \in M} w_{ij}. \quad (1)$$

Other objectives used in matching include: minimizing the maximum cost within a match [Sävje et al., 2021]; minimizing the maximum p -value for tests for the null hypothesis that covariate distributions between treated and matched control groups are equivalent [Diamond and Sekhon, 2013]; and maximizing the number of matched pairs subject to constraints on the difference in sample moments between treated and matched control groups [Zubizarreta, 2012, Zubizarreta et al., 2014].

Matching can be performed *with replacement*—multiple treated units are allowed to be matched to the same control units—or *without replacement*. The statistical problem of finding a matching without replacement and the operations research problem of finding a bipartite matching are equivalent. Hence, significant progress on the statistical matching problem can be made by importing well-studied ideas from the optimization literature.

Before we discuss optimal methods for performing matching without replacement, we take a couple of brief detours. First, we describe greedy matching, which is computationally efficient but can suffer from arbitrarily poor performance when matching without replace-

ment. Then, we discuss in full detail the problem of matching with replacement. Statistical matching with replacement is a well-understood problem—greedy algorithms can often obtain an optimal matching straightforwardly and efficiently—but it may be inappropriate to use under certain settings.

3 Greedy Matching

Greedy algorithms provide a simple and intuitive solution for statistical matching problems. Greedy matching algorithms match each treated unit with the eligible control unit that is most similar (with respect to the dissimilarity measure w). Simple implementations of greedy algorithms can terminate quickly. Specifically, for each treated unit, the problem of finding the most similar control unit requires $O(N)$ time, and this problem is solved a maximum of $O(N)$ times, leading to a worst-case total runtime of $O(N^2)$ [Cormen et al., 2022], outside of the cost of computing the dissimilarities w . Thus, greedy matching is computationally inexpensive enough for most studies using observational data.

However, when matching without replacement, greedy matching may have significant drawbacks. When the selected dissimilarity measure does not satisfy the triangle inequality (*i.e.* for any three units i, j, k , $w_{ij} + w_{jk} \leq w_{ik}$), the total cost of a 1:1 greedy matching can be infinitely bigger than that for an optimal matching [Rosenbaum, 1989]. Even when the dissimilarity measure satisfies the triangle inequality, the difference in total cost between 1:1 greedy matching and optimal matching may worsen as data sizes get large—to be exact, the difference may be as large as $O(N^{\log_2(3/2)}) \approx O(N^{0.58})$ [Reingold and Tarjan, 1981, Agarwal and Sharathkumar, 2014]. Additionally, a greedy matching may have a smaller cardinality than an optimal matching [Rosenbaum, 1989], and the matching quality may depend on the order in which treatment units are selected for matching [Dehejia and Wahba, 2002].

A 1:1 greedy matching algorithm proceeds as follows.

1. **(Initialize)** Set the greedy matching $M = \emptyset$.

2. **(Select treated node)** Select unit $i \in V_T$ (for example, at random).
3. **(Find control match)** Of all eligible control units j , find the unit $j^\dagger \in V_C$ that is the most similar to i :

$$j^\dagger = \arg \min_{j:ij \in E} w_{ij}. \quad (2)$$

Match i to j^\dagger : Set $M \xleftarrow{set} M \cup ij^\dagger$. If no matches are possible, skip to Step 4.

4. **(Remove matches)** Set $V_T \xleftarrow{set} V_T \setminus \{i\}$. If matching without replacement, and if a control match j^\dagger was found in Step 3, set $V_C \xleftarrow{set} V_C \setminus \{j^\dagger\}$ and $E \xleftarrow{set} E \setminus \{ij^\dagger : i \in V_C\}$.
5. **(Terminate)** If $V_T = \emptyset$, stop. The matching M is a greedy matching. Otherwise, return to Step 2.

A greedy 1: k matching is performed by choosing the k most similar units to the treated unit i in Step 3 of the algorithm. The performance of greedy matching without replacement highly depends on the order in which treated units are selected for matching in Step 2. Improved methods for choosing treated nodes—for example, finding the edge $ij \in E$ with the largest cost w_{ij} , and choosing the treated unit i incident to this edge—often come with an increased computational cost.

4 Statistical Matching with Replacement

Matching with replacement permits different treated units to be matched to the same control unit. The biggest advantage of matching with replacement is computational cost. Greedy matching is almost always used to perform matching with replacement as it is optimal for a number of commonly used objective functions—including the total cost and the maximum cost—under this setting.

There may be additional instances where, in practice, matching with replacement outperforms without replacement. For example, matching with replacement may perform better in

practice when the distribution of confounding covariates between treated and control groups have little overlap [Dehejia and Wahba, 2002]. It can also be used to estimate the average treatment effect for the treated (ATT) when the number of treated units is greater than the number of control units—matching without replacement would necessarily leave some treated units unmatched, thereby changing the estimand. Monte Carlo simulations have suggested that matching with replacement can provide reliable treatment effect estimates if control units are reused for matches infrequently, and suggest that covariate distributions between treated and control groups are more similar for 1: k matching with replacement than without replacement, $k > 1$ [Bottigliengo et al., 2021].

However, there may also be some drawbacks with matching with replacement. First and foremost, there is no way to easily control how many times one control unit is used in a match. For a given study, it may be possible that many treatment units are matched to a single control unit. In this case, the response of the control unit will disproportionately influence the estimate of the treatment effect, thereby inflating the standard error of the matching estimator. Moreover, simulation results suggest that 1:1 matching without replacement usually yields a smaller difference in sample means between treated and matched control groups than with replacement [Bottigliengo et al., 2021]. Matching with replacement is rarely used in certain areas of study—for example, in the biomedical sciences—where matching without replacement appears to be more effective [Austin and Small, 2014].

5 Optimal Statistical Matching Without Replacement

In 1:1 matching without replacement, each control unit is included in at most one pair in the matched sample. Hence, once a control unit is selected for matching, that control unit is no longer eligible for consideration as a potential match for subsequent treatment units. This substantially increases the difficulty of finding an optimal match, for example, with respect to the total cost objective. Thankfully, these types of statistical matching

problems are well studied, though most of this work originates from the field of operations research—Rosenbaum [1989] first identified the connection between statistical matching and this optimization literature.

The most common statistical matching optimization problem is to find a matching M^\dagger that minimizes the total cost given that it contains as many matched pairs as possible—or more precisely, under the constraint that the cardinality of M^\dagger is maximized. In the statistical matching literature, these matchings are simply called *optimal matchings* [Rosenbaum, 1989]. In the optimization literature, this problem is known as the *linear unbalanced assignment problem* (LUAP) [Bijsterbosch and Volgenant, 2010, Burkard et al., 2012].

5.1 The Linear Assignment Problem

We begin with a simplification of LUAP—the *linear assignment problem* (LAP)—in which we aim to find an optimal matching M^\dagger when the number of treated units is equal to the number of control units, that is, $N_T = N_C = N/2$. In full generality, LAP can be formulated as an *integer linear programming* problem (ILP). However, as we will see, LAP can be solved for small matching problems using a pen and paper.

The ILP formulation of LAP associates each edge $ij \in E$ with a binary variable z_{ij} . These binary variables *induce* a matching M : if $z_{ij} = 1$, then the match $ij \in M$, and if $z_{ij} = 0$, then $ij \notin M$. LAP aims to find, across all possible vectors of *variables* $\mathbf{z} = (z_{ij})_{ij \in E}$, a vector \mathbf{z}^\dagger that satisfies

$$\mathbf{z}^\dagger = \arg \min_{\mathbf{z}} \sum_{ij \in E} w_{ij} z_{ij}$$

under the constraints that

$$\sum_{i \in V_T} z_{ij} = 1 \quad \forall j \in V_C,$$

$$\sum_{j \in V_C} z_{ij} = 1 \quad \forall i \in V_T, \tag{3}$$

$$z_{ij} \in \{0, 1\} \quad \forall ij \in E. \tag{4}$$

The \mathbf{z}^\dagger is known as an *optimal solution*, and the *value* of the ILP is the value of the objective evaluated at \mathbf{z}^\dagger . Any \mathbf{z} that satisfies the constraints—but does not necessarily minimize the objective—is simply called a *solution*. This problem is an *integer* programming problem as the variables \mathbf{z} are integer-valued, and is *linear* because both the objective function and the constraints are linear combinations of the \mathbf{z} variables.

Note that the constraints for LAP ensure that each treated unit is matched to exactly one control unit and *vice versa*. In other words, every unit under study is covered by exactly one edge. This type of matching is known as a *perfect matching*; hence, LAP is also known as the *minimum cost (or weight) perfect matching problem*.

5.1.1 Solving Integer Linear Programming Problems

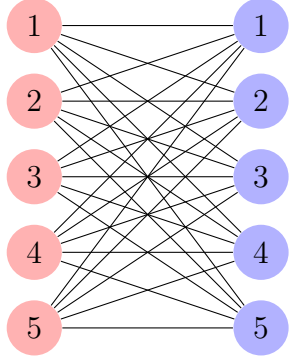
There are, broadly speaking, two kinds of approaches for solving these types of ILP matching problems. The first approach is to work directly on the integer program. A common technique is to relax the integer constraint on the variables \mathbf{z} to allow z_{ij} to take values within the entire interval $[0, 1]$. This relaxation results in a standard linear programming (LP) problem, which can be solved in polynomial time [Khachiyan and Porkolab, 2000]. After this relaxation, additional constraints—for example, blossom inequalities [Edmonds, 1965b,a]—can be iteratively added to the LP to force a solution with 0–1-valued variables.

A particularly interesting instance of the LP relaxation approach occurs when all costs w_{ij} are integer-valued. In this case, the *integrality theorem* [Dasgupta et al., 2008] ensures the

existence of an optimal solution \mathbf{z}^\dagger to the LP such satisfying $z_{ij}^\dagger \in \{0, 1\}$. Hence, a standard linear program solver—for example, the simplex method [Nelder and Mead, 1965, Dantzig, 1990]—can exactly solve the original ILP. In practice, this is a quite common setting; edge costs are often multiplied by a large power of 10 and rounded to the nearest integer before the optimization problem is initialized. While this necessarily yields an approximation to the original statistical matching problem, such a matching tends to be acceptable in practice.

Primal-dual methods provide another technique to solve ILP problems. In *very* crude terms, the dual of an optimization problem is also an optimization problem, but the roles of the variables the costs are switched and the objective function is “flipped”—for example, the dual of a minimization problem is a maximization problem [Bachem et al., 1992]. Duality allows for quick computation of both lower and upper bounds to the objective of an optimization problem; for example, a solution to a minimization problem yields an upper bound on the objective, and a solution to the dual of this problem yields a lower-bound on this objective. Additionally, under certain conditions, the value of the optimization problem and the value of its dual will be the same—a property known as *strong duality*. When strong duality holds, an arbitrarily good solution can be found by iteratively switching between the original problem and dual problem, where the solution for the dual problem helps improve the solution for the original optimization problem and *vice versa* [Fang and Gong, 2017].

The second approach is to iteratively manipulate characteristics of the matching graph G —for example, edge costs, cycles, minimum cuts, or shortest paths [Kovács, 2015]—until an optimal solution is found. For example, an instance of LAP with $N/2$ treated and control units can be solved using the Hungarian algorithm [Kuhn, 1955, Munkres, 1957, Dutta and Pal, 2015]. This algorithm can be viewed as performing a series of manipulations on the $N/2 \times N/2$ cost matrix W —the entry in the i th row and j th column of W is the cost w_{ij} . For small instances of LAP, these manipulations can be performed using a pen and paper. We now describe this implementation of the Hungarian algorithm in detail.



(a)

$$\begin{pmatrix} w_{11} & w_{12} & w_{13} & w_{14} & w_{15} \\ w_{21} & w_{22} & w_{23} & w_{24} & w_{25} \\ w_{31} & w_{32} & w_{33} & w_{34} & w_{35} \\ w_{41} & w_{42} & w_{43} & w_{44} & w_{45} \\ w_{51} & w_{52} & w_{53} & w_{54} & w_{55} \end{pmatrix}$$

(b)

Figure 1: (a). A complete bipartite graph with $N_T = N_C = 5$. (b). The cost matrix of (a), where a smaller value of w_{ij} indicates that i and j have more similar values of covariates.

5.1.2 Hungarian Algorithm for Solving LAP

The Hungarian algorithm builds an optimal match through selecting entries of the $N/2 \times N/2$ cost matrix W [Munkres, 1957]; if the entry in the i th row and j th column of W is selected, then the edge ij is added to the optimal matching M^\dagger , and a cost of w_{ij} is incurred. Additionally, from König [1931], in order for the match to be perfect, the selected entries must not be coverable by fewer than $N/2$ lines.

The algorithm works by iteratively adding and subtracting costs from the matrix W to obtain a modified cost matrix W^\dagger . These operations are performed in such a way to ensure three properties: the optimal solution in W^\dagger is the same as that in W ; the costs in W^\dagger are non-negative; and that the optimal solution in W^\dagger has a total cost of 0. Hence, the matching can be verified as optimal through inspection; it is optimal if and only if the selected entries of W^\dagger are all 0 and cannot be covered by fewer than $N/2$ horizontal or vertical lines.

The algorithm proceeds as follows. For brevity, we do not go into detail about how to

cover 0 entries with lines in Step 4 or technical proofs as to why repeated applications of Step 6 will lead to convergence of the algorithm. See Dutta and Pal [2015] for a rigorous discussion.

1. **(Initialize)** Begin with an $N/2 \times N/2$ cost matrix W .
2. **(Subtract the minimum of each row)** For each row i , find the smallest entry of W in row i . Subtract all costs in row i by this entry to form a new cost matrix W^r . Note, W^r will have at least one 0 entry within each row.
3. **(Subtract the minimum of each column)** Similarly, for each column j , the smallest entry of W^r in column j . Subtract all costs in column j by this entry to form a cost matrix W^c . Now, each row and each column of W^c has at least one 0 entry.
4. **(Cover all zeroes)** Cover all zeroes of W^c with as few horizontal and vertical lines as possible. Let L denote the total number of lines required. If $L = N/2$, set $W^\dagger = W^c$ and go to Step 7. Otherwise, proceed to Step 5.
5. **(Partition entries)** Partition entries of W^c into three components: Those entries that are uncovered by a line W^{c0} ; those that are covered by exactly one line W^{c1} ; and those that are covered by two lines W^{c2} .
6. **(Find the minimum uncovered cell value)** Find the smallest cost of an entry in W^{c0} . Subtract this cost from all entries in W^{c0} and add it to all entries in W^{c2} to obtain a new cost matrix $W^{c'}$. Go to Step 4 with $W^c = W^{c'}$.
7. **(Find optimal matching)** Choose a set of entries ij such that $W_{ij}^\dagger = 0$ for all entries and no entries occur in the same row or column, and let M^\dagger denote this set. Then, M^\dagger is an optimal matching.

The Hungarian algorithm requires $O(N^3)$ runtime to terminate. The majority of this runtime is devoted to verifying the existence of an optimal solution, for example, for finding

optimal matching by drawing the minimum number of lines through the matrix to cover all zeroes.

5.2 The Linear Unbalanced Assignment Problem

The linear unbalanced assignment problem (LUAP) is an extension of LAP in which $N_T < N_C$. The ILP formulation of LUAP is identical to that for LAP except that the constraint (3) changes to

$$\sum_{j \in V_C} z_{ij} \leq 1 \quad \forall i \in V_T. \quad (5)$$

Note that all optimal matching problems are either equivalent to LAP or LUAP.

LUAP can straight-forwardly be reduced to LAP by creating $N_C - N_T$ “dummy” treated nodes and setting the cost between these dummy nodes and any control node to be $w^+ = \max_{ij} w_{ij} + 1$. This forces an instance where there are an equal number of “treated” and control nodes. The choice of costs ensures that an optimal solution x^\dagger for the original LUAP can be obtained by taking the optimal solution for the LAP reduction and selecting only the N_T variables that are associated with an edge incident to a node $i \in V_T$ —swapping one of these edges with one incident to a dummy node will only increase the objective. A similar transformation can be performed to prevent certain units from being paired together—that is, between $i' \in V_T$ and $j' \in V_C$ if $i'j' \notin E$. In this case, we may set $w_{i'j'}^+ = \max_{ij \in E} w_{ij} + 1$ prior to solving the LUAP.

Since LUAP can be reduced to LAP, it follows that the Hungarian algorithm can be used to solve instances of LUAP as well. However, the addition of dummy nodes may substantially increase the total runtime of the Hungarian algorithm ($O(N^3)$), especially if a large number of dummy nodes are added. Additionally, adding dummy nodes may substantially increase memory requirements—the cost matrix W requires $O(N^2)$ space to store. Thus, attempting to solve LUAP using the Hungarian algorithm may not be an efficient approach matching under big data settings, and historically, other approaches have been used to solve LUAP

and optimal matching problems.

5.3 Maximum Cardinality Matching

While methods for solving LUAP directly can be implemented to find an optimal matching, in the statistical matching literature, this optimization problem has historically been broken into two separate subproblems:

1. (**Maximum cardinality matching**) Find the maximum cardinality m^\dagger across all possible matchings.
2. (**Minimum cost matching**) Find the matching that has the smallest total cost under the constraint that the matching contains m^\dagger matched pairs.

We now describe these subproblems in detail, beginning with maximum cardinality matching.

For any bipartite graph $G = ((V_T, V_C), E)$, the maximum cardinality matching problem (MaxCard) is to find a matching in G such that the cardinality of the matching $|M|$ is as large as possible. MaxCard may be formulated as an ILP where the aim is to find an optimal solution \mathbf{z}^\dagger satisfying

$$\mathbf{z}^\dagger = \arg \max_{\mathbf{z}} \sum_{ij \in E} z_{ij}$$

under the constraints that

$$\begin{aligned} \sum_{i \in V_T} z_{ij} &\leq 1 \quad \forall j \in V_C, \\ \sum_{j \in V_C} z_{ij} &\leq 1 \quad \forall i \in V_T, \\ z_{ij} &\in \{0, 1\} \quad \forall ij \in E. \end{aligned} \tag{6}$$

Note, the matching M^\dagger induced by such a \mathbf{z}^\dagger satisfies $|M^\dagger| = m^\dagger$.

Some available matching methods work directly on this objective. One notable example, *cardinality matching* [Zubizarreta et al., 2014], solves this ILP with an additional constraint

ensuring that, for example, the differences in sample means of confounding covariates between treated and matching control groups are within some pre-specified tolerance threshold. After finding a matching M^\dagger that maximizes the cardinality, an optimal matching on all units incident to an edge in M^\dagger is obtained before estimating treatment effects.

A traditional approach for solving MaxCard is to first transform this problem into a network flow problem. Algorithms designed to find maximum flows can then be applied to solve the original MaxCard problem. These maximum flow algorithms are often computationally efficient, and thus, may be scalable to large observational studies. We now describe a solution using this approach—the Ford-Fulkerson algorithm—in detail [Ford and Fulkerson, 1957].

5.3.1 Ford-Fulkerson for Solving MaxCard

We begin by reducing MaxCard to a maximum flow problem. To do this, we first transform G to a digraph $G' = (V', E')$ —that is, each edge in E' is now directed. Specifically, we allow edges in E' to travel from a node in V_T to a node in V_C , but not the other direction: for $i \in V_T$, $j \in V_C$, and $ij \in E$, we have $\vec{ij} \in E'$, but $\vec{ji} \notin E'$. We then add a *source* node s and a *sink* node t to G , and we connect these nodes to G' by adding edges traveling from the source node to each node in V_T and edges traveling from each node in V_C to the sink node: for $i \in V_T$, $\vec{si} \in E'$, and for $j \in V_C$: $\vec{jt} \in E'$. Finally, we assign each edge in $e \in E'$ a *capacity* c_e equal to 1. Figure 2 details this transformation.

A *flow* on the digraph G' from the source s to the sink t is a real-valued function f on each edge $e \in E'$ satisfying the following conditions:

1. For any edge $e \in E'$: $0 \leq f(e) \leq c_e$. If $f(e) = c_e$, we say that the flow is *saturated* on that edge.
2. For any node $j \in V' \setminus \{s, t\}$, the total flow into the node j is same as the total flow out of the node. That is,

$$\sum_{i:\vec{ij} \in E'} f(\vec{ij}) = \sum_{k:\vec{jk} \in E'} f(\vec{jk}). \quad (7)$$

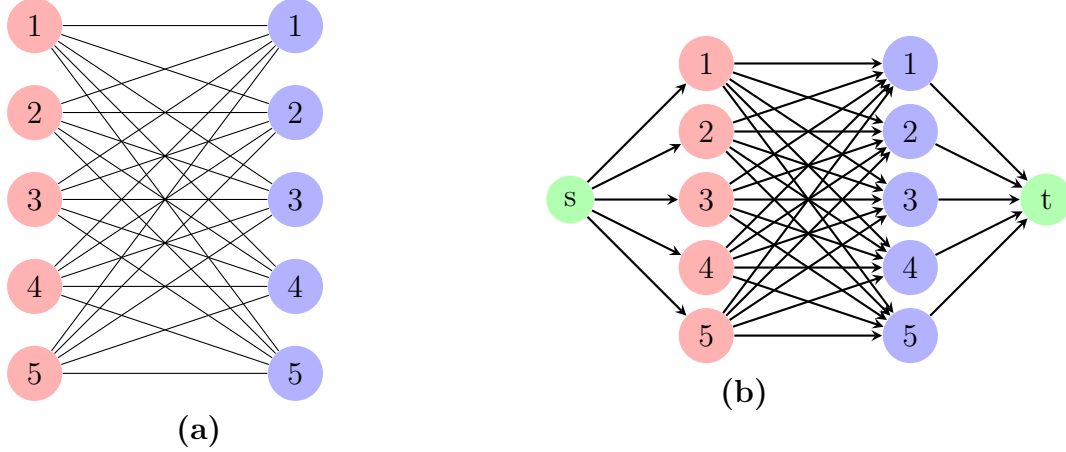


Figure 2: (a). A bipartite graph with five treated and control units. (b). The network flow graph for (a).

The value $|f| = \sum_{i:\vec{si} \in E'} f(\vec{si})$ is the *total flow* out from the source s , and hence, from (7), the total flow entering into t is $|f|$. Under this setup, each flow f on G' induces a matching $M_f \subset E$ obtained by selecting the edges that the flow saturates:

$$M_f = \left\{ ij \in E : i \in V_T, j \in V_C, f(\vec{ij}) = 1 \right\}. \quad (8)$$

The maximum flow problem is to find a flow f^\dagger that maximizes the total flow into t . If all capacities are integers—as is the case with MaxCard—it is possible to find such an f^\dagger with integer values for all edges: $f(e) \in \mathbb{N} \cup 0 \forall e \in E'$ [Dasgupta et al., 2008]. Upon finding such a maximum flow f^\dagger , a maximum cardinality matching M^\dagger is a matching induced by this flow: $M^\dagger = M_{f^\dagger}$.

The Ford-Fulkerson algorithm (FFA) is commonly used to solve maximum flow problems. Intuitively, FFA works by starting from an initial flow f and iteratively finding paths of edges in G' from s to t that will lead to increases in the total flow of f .

FFA is most easily described through the introduction of residual graphs. Given the maximum flow digraph $G' = (V', E')$ and a flow f , the *residual* graph $H = (V', E_f)$ is a digraph on the nodes V . For each edge $\vec{ij} \in E'$, there is a “forwards” \vec{ij} and “backwards” \vec{ji}

version of this edge in the residual edge set E_f :

$$E_f = \left\{ \vec{i}j \cup \vec{j}i : \vec{i}j \in E' \right\} \quad (9)$$

For MaxCard in particular, forward edges $\vec{i}j$ have a *residual capacity* of $\delta(\vec{i}j) = 1 - f(\vec{i}j)$, which denotes the unused capacity on edge $\vec{i}j$. Backward edges $\vec{j}i$ have capacity $\delta(\vec{j}i) = f(\vec{i}j)$, which denotes how much the flow on edge $\vec{i}j$ can be suppressed. That is,

$$\delta(\vec{i}j) = \begin{cases} 1 - f(\vec{i}j), & \vec{i}j \in E', \\ f(\vec{i}j), & \vec{j}i \in E'. \end{cases} \quad (10)$$

Once the residual graph H is constructed, FFA finds paths $P = \left\{ \vec{s}i_1, \vec{i}_1i_2, \dots, \vec{i}_{\ell-1}i_\ell, \vec{i}_\ell t \right\}$ from s to t within this residual graph such that the capacity $\delta(\vec{i}j) > 0$ for each edge $\vec{i}j \in P$. These paths are called *augmenting paths*. The current flow f can then be improved by adding flow to the forward edges and decreasing flow to the backwards edges along this path.

Rigorously, FFA for MaxCard is performed as follows:

1. **(Initialize flow)** Set $f(\vec{i}j) = 0$ for all edges $\vec{i}j \in E'$.
2. **(Update residual graph)** Update the residual graph $H = (V, E_f)$ with capacities given in (10).
3. **(Find augmenting path or terminate)** Find an augmenting path $P = \left\{ \vec{s}i_1, \vec{i}_1i_2, \dots, \vec{i}_{\ell-1}i_\ell, \vec{i}_\ell t \right\}$ from s to t such that $\delta(\vec{i}j) = 1$ for all edges $\vec{i}j \in P$.

If no such path exists, stop.

4. **(Augment the flow)** Update the flow f along all edges $\vec{i}j \in P$:

$$\begin{aligned} f(\vec{i}j) &\longleftarrow f(\vec{i}j) + 1, & \vec{i}j \in P, \vec{i}j \in E', \\ f(\vec{i}j) &\longleftarrow f(\vec{i}j) - 1, & \vec{j}i \in P, \vec{i}j \in E'. \end{aligned} \quad (11)$$

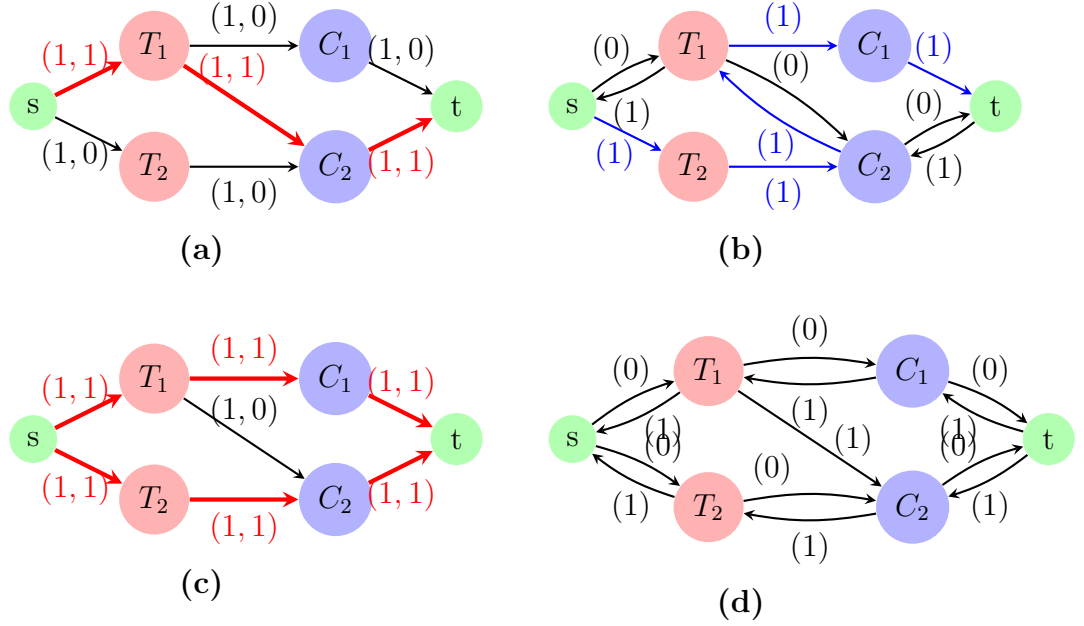


Figure 3: (a). The flow network G and initial flow f with (capacity, flow). (b) The residual graph for (a) with augmenting path p in blue and residual capacity (δ); Consider the reverse-path $C_2 - T_1$ and selecting path $s - T_2 - C_2 - T_1 - C_1 - t$. (c). The flow in G that results from augmenting along path p by its residual capacity. (d). The residual network induced by the flow in (c); no path can be found $s - t$ with all edges those with $\delta = 1$.

Return to Step 2.

Each iteration of FFA increases the flow of f by 1. For general maximum flow problems, finding an augmenting path takes $O(|E'|)$ time. Moreover, if all capacities in the maximum flow problem are integer-valued, then the flow f at termination in Step 3 is a maximum flow, and reaching this flow requires, at most, $|f^\dagger|$ iterations. In particular, for MaxCard, the maximum cardinality $m^\dagger \leq |V_T| < N$, and so, total runtime of FFA is bounded by $O(N|E|) \leq O(N^3)$. Moreover, when the graph is *sparse*—that is, when the number of edges is proportional to the number of nodes—this runtime is reduced to $O(N^2)$. In practice, FFA tends to be computationally efficient enough for most statistical matching applications.

5.4 Minimum Cost Matching

Recall that, in the matching graph $G = (V, E)$, each edge $ij \in E$ has a cost $w_{ij} \geq 0$. The general form of a minimum cost matching problem (MinCost) is to find a matching M^\dagger that minimizes the total cost (1) under a constraint that M^\dagger has sufficiently large cardinality. Constraints on the cardinality of the matching prevent a trivial optimal solution of M^\dagger containing no matched pairs.

As with MaxCard, MinCost can be formulated as an ILP. For any size of matching m , we aim to find an optimal solution z^\dagger satisfying

$$z^\dagger = \arg \max_z \sum_{ij \in E} w_{ij} z_{ij}$$

under the constraints that

$$\begin{aligned} \sum_{i \in V_T} z_{ij} &\leq 1 \quad \forall j \in V_C, \\ \sum_{j \in V_C} z_{ij} &\leq 1 \quad \forall i \in V_T, \\ \sum_{i \in V_T} \sum_{j \in V_C} z_{ij} &\geq m, \\ z_{ij} &\in \{0, 1\} \quad \forall ij \in E. \end{aligned} \tag{12}$$

The constraint $\sum_{i \in V_T} \sum_{j \in V_C} z_{ij} \geq m$ ensures that the optimal matching M^\dagger satisfies $|M^\dagger| \geq m$ (and, in fact, $|M^\dagger| = m$, as any extra edges in M^\dagger can be removed without an increase in the total cost). In practice, optimal matching problems will set the cardinality to m^\dagger , the maximum cardinality possible for a match.

5.4.1 Cycle Canceling for Solving MinCost

Apart from the linear programming approach, there are a variety of approaches for solving MinCost. We discuss one of these approaches—cycle canceling—while noting that other

approaches, including cost-scaling, relaxation, and simplex approaches, may also yield relatively efficient solutions for MinCost.

As with MaxCard, cycle-canceling approaches for solving MinCost begin by transforming the problem into an optimal flow problem. The digraph $G' = (V, E')$ described in Section 5.3.1 is constructed. For completeness, costs w are defined on all edges $\vec{ij} \in E'$ by setting $w_{si} = 1$ for all $i \in V_T$ and $w_{jt} = 1$ for all $j \in V_C$. FFA approaches can then be used to find an initial flow f_0 satisfying $|f_0| = m$. Finally, the residual graph $H = (V, E_{f_0})$ is constructed, and costs w^H are assigned to each edge $\vec{ij} \in E_{f_0}$ as follows:

$$w_{ij}^H = \begin{cases} w_{ij}, & \vec{ij} \in E' \text{ and } f_0(\vec{ij}) = 1, \\ w_{ij}, & \vec{ji} \in E' \text{ and } f_0(\vec{ji}) = 0, \\ -w_{ij}, & \text{otherwise.} \end{cases} \quad (13)$$

That is, costs are positive for forward edges that are used the flow from s to t and for backwards edges not used in this flow; costs are negative otherwise.

Searching negative cycles and canceling them with a cycle canceling algorithm will then find the minimum cost for the matching. A *cycle* C in the residual graph H is a path that begins and ends at the same node $C = \{\overrightarrow{i_1 i_2}, \overrightarrow{i_2 i_3}, \dots, \overrightarrow{i_{\ell-1} i_\ell}, \overrightarrow{i_\ell i_1}\}$. A *negative cycle* is a cycle C^- in which the sum of the costs along edges in the cycle is negative: $\sum_{\vec{ij} \in C^-} w_{ij} < 0$. It can be shown that the matching M induced by a flow f is a minimum cost matching if and only if there are no negative cycles within the corresponding residual graph [Klein, 1967]. There are a variety of methods for finding negative cycles, including the Bellman-Ford algorithm and minimum-mean cycle approaches.

For MinCost specifically, each cycle within the residual graph will have the same number of forward edges traveling from a treated unit to a control unit as backward edges traveling from a control unit to a treated unit. Once a negative cycle C^- is found, the flow is updated by pushing flow forward through the backward edges in C^- and preventing flow from traveling through the forward edges in C^- . The matching induced by the updated flow will have the

same cardinality as the matching with the original flow but will have a smaller total cost. The process of updating the flow from the negative cycle is called *cycle canceling*.

Rigorously, cycle canceling for MinCost is performed as follows:

1. **(Initialize flow)** Find initial flow f on $G' = (V, E')$ with total flow $|f| = m$. Define costs w on all edges E' as previously described.
2. **(Update residual graph)** Update the residual graph $H = (V, E_f)$ with costs given in (13).
3. **(Find negative cycle or terminate)** Find a cycle $C^- = \{\overrightarrow{i_1 i_2}, \overrightarrow{i_2 i_3}, \dots, \overrightarrow{i_{\ell-1} i_\ell}, \overrightarrow{i_\ell i_1}\}$ satisfying $\sum_{\vec{i j} \in C^-} w_{ij} < 0$.
If no such cycle exists, stop.
4. **(Update the flow)** Update the flow f along all edges $\vec{i j} \in C$ as follows:

$$\begin{aligned} f(\vec{i j}) &\leftarrow f(\vec{i j}) + 1, & \vec{i j} \in C^-, \vec{i j} \in E', \\ f(\vec{i j}) &\leftarrow f(\vec{i j}) - 1, & \vec{j i} \in C^-, \vec{i j} \in E'. \end{aligned} \tag{14}$$

Return to Step 2.

As mentioned before, each iteration of the cycle canceling algorithm will find a flow with the same total flow but a smaller total cost. Standard approaches for finding negative cycles require $O(N|E'|)$ time [Goldberg and Tarjan, 1989]. However, unlike with Max-Card, there may not be a restrictive upper bound for the number of iterations required to find an optimal solution. If all costs are integer-valued, cycle canceling algorithms can terminate in $O(N|E'| \sum_{\vec{i j} \in E'} w_{ij})$ iterations as each iteration will reduce the total cost by at least 1 [Kovács, 2015]. Additionally, some algorithms have been developed for Min-Cost that are guaranteed to terminate in polynomial time with respect to N , even if costs are not integer-valued. The most well-known of these algorithms, minimum mean-cycle cancelling [Goldberg and Tarjan, 1989, Radzik and Goldberg, 1994], requires at most

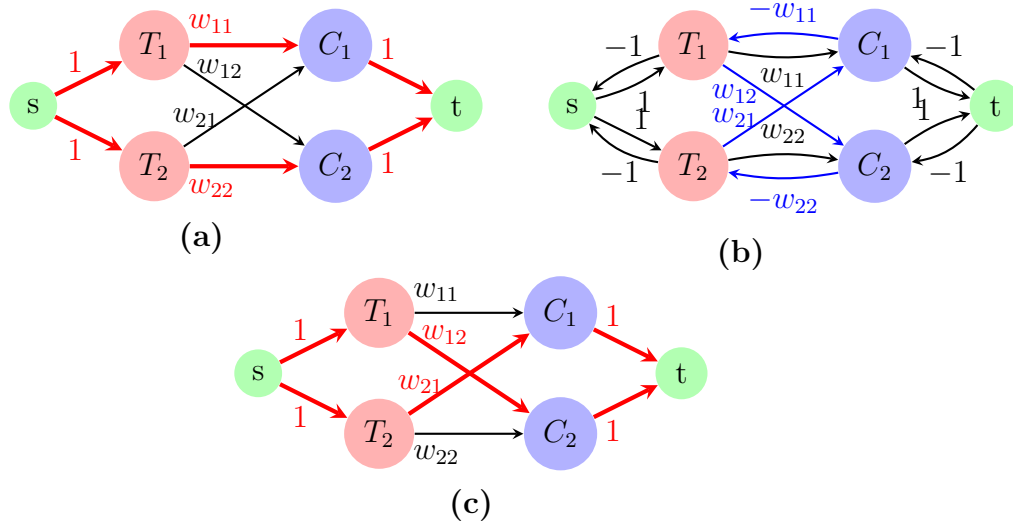


Figure 4: (a). The original flow network G with initial flow f with dissimilarities w . (b). The residual graph for (a) with augmenting path p color in blue; consider the reverse-paths $c_1 - T_1$ and $c_2 - T_2$, selecting path $c_1 - T_1 - C_2 - T_2 - C_1$ with $-w_{11} + w_{12} - w_{22} + w_{21} < 0$ negative cost. (c). The flow in G that results from augmenting along path p .

$O(N|E'|^2) \leq O(N^5)$ iterations, leading to a total runtime of $O(N^2|E'|^3) \leq O(N^8)$. This is substantially more computationally complex than FFA. Again, ensuring sparsity in the matching graph can dramatically reduce the runtime—down to $O(N^5)$ for sparse graphs.

More recent approaches for solving MinCost may yield improvements to the total runtime. However, despite these developments, current state-of-the-art algorithms for solving MinCost still require significantly more computation than those for solving MaxCard. Consequently, solving MinCost tends to be the computational bottleneck for statistical matching algorithms.

6 Scaling down data in statistical matching

We have previously emphasized that potential gains in computational efficiency can be obtained by imposing sparsity in the matching graph G . Thus, as observational studies grow in size, the use of matching methods that perform a pre-processing step to sufficiently sparsify G prior to matching seems critical. Ideally, the sparsification should be performed in a way

to ensure that the matching solution on the sparse graph is similar to that on the original matching graph. While some matching methods that include this sparsification step have been developed, overall, there is still a substantial need for additional research in this area.

We now detail the logistics of matching on a sparse graph and give some examples of current techniques for imposing sparsity in the matching graph.

6.1 Matching on a Sparse Graph

Matching graphs $G = (V, E)$ are often expressed as an $N_T \times N_C$ cost matrix W —similar to the one constructed in Section 5.1. Cost matrices are easy to store as data and provide all the necessary information to perform a standard statistical matching algorithm.

The cost matrix W from a graph G is constructed as follows. If the edge $ij \in E$, then $W_{ij} = w_{ij}$. If $ij \notin E$, then $W_{ij} = \infty$ (or, in practice, is set to a number larger than any w_{ij} for $ij \in E$). For this latter case, the large cost prevents algorithms from matching unit i to j instead of to j' if $ij \notin E$ and $ij' \in E$ (provided both are possible). It requires $O(N^2)$ memory to store a cost matrix.

Note that, if G is a complete bipartite graph, then W will only have finite entries, and if G is a *dense* graph—that is, if the number of edges is proportional to N^2 —then a significant proportion of entries will be finite. However, if G is a *sparse* graph—that is, if the number of edges is proportional to N —then most of the entries of W are infinite. That is, the bulk of the $O(N^2)$ memory required to store W will be devoted to storing infinite values which will not be used when optimizing the matching algorithm. Figure 5 provides an example of a sparse graph.

Instead, when matching problems are sparse, *adjacency lists* tend to be the preferred object for storing the information in G . For every node i , an adjacency list stores a vector v_i containing all nodes j which are incident to i . Edge costs can be stored, for example, within a second vector v_i^w , where the ℓ th entry of v_i^w is the cost between i and the node in the ℓ th entry of v_i . If, on average, each node is incident to k other nodes, then the memory

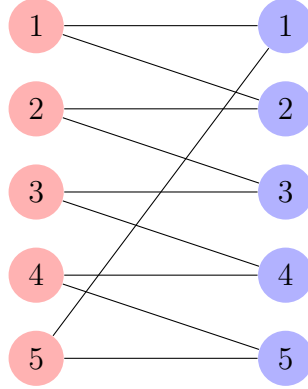


Figure 5: A sparse bipartite graph with five treated and control units

requirement to store an adjacency list is $O(kN)$, which is significantly less than $O(N^2)$ for large-to-massive matching problems. Figure 6 provides the representation of the graph in Figure 5 as both a cost matrix and as an adjacency list.

However, in smaller matching problems where memory is not an issue, cost matrices may be preferable to adjacency lists. For example, when storing G as a cost matrix W , determining whether an edge $ij \in E$ is performed by accessing W_{ij} and checking whether it is finite—this operation requires $O(1)$ time. However, for an adjacency list, this operation requires inspecting all entries in v_i to determine if $j \in v_i$, which requires $O(N)$ time. Additionally, matrix operations—for example, computing eigenvalues—may not be straightforward using an adjacency list.

6.2 Imposing Sparsity in a Matching Problem

Currently, the most common way to impose sparsity in a matching problem is to prevent two units from being matched together if the corresponding cost of this match is prohibitively large. More rigorously, for a researcher-specified value of ω , i is only allowed to be matched to j if $w_{ij} \leq \omega$. In practice, this is known as imposing a *bottleneck constraint* [Hochbaum and Shmoys, 1986] or a *caliper* [Rosenbaum, 1989] on the matching. This type of sparsification can be performed fairly efficiently; a search through all possible matches requires $O(N^2)$ time. Considerable recent work has devoted to implementing these

$$\begin{pmatrix} 1 & 1 & 0 & 0 & 0 \\ 0 & 1 & 1 & 0 & 0 \\ 0 & 0 & 1 & 1 & 0 \\ 0 & 0 & 0 & 1 & 1 \\ 1 & 0 & 0 & 0 & 1 \end{pmatrix}$$

$$\begin{pmatrix} w_{11} & w_{12} & \infty & \infty & \infty \\ \infty & w_{22} & w_{23} & \infty & \infty \\ \infty & \infty & w_{33} & w_{34} & \infty \\ \infty & \infty & \infty & w_{44} & w_{45} \\ w_{51} & \infty & \infty & \infty & w_{55} \end{pmatrix}$$

(b)

T_1	C_1	w_{11}	C_2	w_{12}
T_2	C_2	w_{22}	C_3	w_{23}
T_3	C_3	w_{33}	C_4	w_{34}
T_4	C_4	w_{41}	C_5	w_{44}
T_5	C_1	w_{41}	C_5	w_{42}

(c)

Figure 6: (a). Adjacency matrix, (b). Cost matrix, and (c) Adjacency list for the sparse graph in Figure 5

types of constraints within matching problems.

Methods to find common support prior to matching may also be useful in reducing the total computational cost of matching. Regions of common support are often much smaller than the entire population of units under study, and ensuring common support will often lead to a dramatic reduction in the number of control units (and possibly, the number of treated units) prior to matching. However, most common support methods are not designed to impose sparsity—often, it is assumed that every treatment-control pair within the region of common support may be matched together—and additional steps are necessary to induce sparsity in the matching problem.

7 Software for Statistical Matching

There are a variety of software packages available for performing statistical matching without replacement, especially for the R programming language. Commonly used R packages include `Matching` [Sekhon, 2008], `MatchIt` [Stuart et al., 2011], and `optmatch` [Hansen, 2007]. Additionally, a recently developed package, `rcbalance` [Pimentel et al., 2022], is explicitly designed to solve sparse matching problems, and allows users to input the statistical matching problem as an adjacency list.

Under the hood, however, most of these packages tend to use the same handful of algorithms to solve optimal matching problems. Historically, the most commonly-used algorithm has been the `Relax-IV` algorithm [Bertsekas et al., 1994]. This algorithm solves the matching problem using a coordinate ascent procedure on the dual of the assignment problem (see Section 5.1) [Bertsekas, 1981, Bertsekas and Tseng, 1988b,a] where an initial solution is obtained via an auction algorithm [Bertsekas et al., 1992]. This algorithm is free to use for academic research purposes, but requires special permission for non-research or commercial uses. Additionally, this algorithm has been largely unchanged since 1994.

The LEMON (Library for Efficient Modeling and Optimization in Networks) solver library has grown in recent popularity [Dezsó et al., 2011]. LEMON can solve a wide variety of optimization problems on graphs, and in particular, has four efficient implementations for solving instances of MinCost: cycle cancelling, network simplex, cost scaling, and capacity scaling. These implementations appear to perform competitively when compared to other implementations [Kovács, 2015]. Of particular note, LEMON is free and has a very permissive license that allows its use for both academic and commercial purposes.

Some statistical matching packages—for example, `MatchIt` and `designmatch` [Zubizarreta et al., 2018]—allow for the use of the proprietary optimization libraries to solve the matching problem. The most commonly used libraries include `Gurobi` [Gurobi Optimization, 2021] and `CPLEX` [CPLEX, 2009]. Like LEMON, these libraries are designed to efficiently solve a wide variety of linear and integer programming

problems, not just those related to MinCost or LUAP. However, these libraries are not free to use outside of academic purposes.

Finally, a potentially useful algorithm for solving statistical matching problems is the CS2 (cost-scaling 2) algorithm [Goldberg, 1997], a type of push-relabel algorithm. Simulation studies have shown this algorithm to be one of the most efficient available at solving MinCost [Kovács, 2015]. CS2 appears to have been free to download and use for academic purposes, and some implementations of this algorithm can be found with a Google search.

8 Statistical Matching on Massive Data Moving Forward

Overall, there appears to be a need for further development and implementation of algorithms for solving optimal statistical matching problems. Ideally, these algorithms should be tailored to take advantage of properties particular to the optimal matching problem—for example, if solving MinCost, that all edges have a capacity of 1. These algorithms may also benefit from smart choices of the dissimilarity measure. For example, additional approaches may be available if the edge costs satisfy the triangle inequality [Hochbaum and Shmoys, 1986].

Finally, as statistical matching problems continue to grow in scale, the computational complexity of these problems will necessitate statistical matching techniques that impose sparsity on the matching problem. Algorithms designed and implemented to exploit sparsity of the matching graph—for example, that in Axiotis et al. [2022]—seem ideal for these types of matching problems.

References

Pankaj K Agarwal and R Sharathkumar. Approximation algorithms for bipartite matching with metric and geometric costs. In *Proceedings of the forty-sixth annual ACM symposium*

on *Theory of computing*, pages 555–564, 2014.

Peter C Austin and Dylan S Small. The use of bootstrapping when using propensity-score matching without replacement: A simulation study. *Statistics in medicine*, 33(24):4306–4319, 2014.

Kyriakos Axiotis, Aleksander Madry, and Adrian Vladu. Faster sparse minimum cost flow by electrical flow localization. In *2021 IEEE 62nd Annual Symposium on Foundations of Computer Science (FOCS)*, pages 528–539. IEEE, 2022.

Achim Bachem, Walter Kern, Achim Bachem, and Walter Kern. *Linear programming duality*. Springer, 1992.

Dimitri P Bertsekas. A new algorithm for the assignment problem. *Mathematical Programming*, 21(1):152–171, 1981.

Dimitri P Bertsekas and Paul Tseng. The relax codes for linear minimum cost network flow problems. *Annals of Operations Research*, 13(1):125–190, 1988a.

Dimitri P Bertsekas and Paul Tseng. Relaxation methods for minimum cost ordinary and generalized network flow problems. *Operations research*, 36(1):93–114, 1988b.

Dimitri P Bertsekas, Paul Tseng, et al. Relax-iv: A faster version of the relax code for solving minimum cost flow problems. 1994.

Dimitri P Bertsekas et al. An auction/sequential shortest path algorithm for the minimum cost network flow problem. *Report P-2146*, 1992.

J Bijsterbosch and A Volgenant. Solving the rectangular assignment problem and applications. *Annals of Operations Research*, 181(1):443–462, 2010.

Daniele Bottigliengo, Ileana Baldi, Corrado Lanera, Giulia Lorenzoni, Jonida Bejko, Tomaso Bottio, Vincenzo Tarzia, Massimiliano Carrozzini, Gino Gerosa, Paola Berchiolla, et al.

- Oversampling and replacement strategies in propensity score matching: a critical review focused on small sample size in clinical settings. *BMC medical research methodology*, 21(1):1–16, 2021.
- Rainer Burkard, Mauro Dell’Amico, and Silvano Martello. *Assignment problems: revised reprint*. SIAM, 2012.
- Thomas H Cormen, Charles E Leiserson, Ronald L Rivest, and Clifford Stein. *Introduction to algorithms*. MIT press, 2022.
- IBM ILOG CPLEX. V12. 1: User’s manual for CPLEX. *International Business Machines Corporation*, 46(53):157, 2009.
- George B Dantzig. Origins of the simplex method. In *A history of scientific computing*, pages 141–151. 1990.
- Sanjoy Dasgupta, Christos H Papadimitriou, and Umesh Virkumar Vazirani. *Algorithms*. McGraw-Hill Higher Education New York, 2008.
- Rajeev H Dehejia and Sadek Wahba. Propensity score-matching methods for nonexperimental causal studies. *Review of Economics and statistics*, 84(1):151–161, 2002.
- Balázs Dezső, Alpár Jüttner, and Péter Kovács. Lemon—an open source c++ graph template library. *Electronic notes in theoretical computer science*, 264(5):23–45, 2011.
- Alexis Diamond and Jasjeet S Sekhon. Genetic matching for estimating causal effects: A general multivariate matching method for achieving balance in observational studies. *Review of Economics and Statistics*, 95(3):932–945, 2013.
- Jayanta Dutta and SC Pal. A note on hungarian method for solving assignment problem. *Journal of Information and Optimization Sciences*, 36(5):451–459, 2015.
- Jack Edmonds. Maximum matching and a polyhedron with 0, 1-vertices. *Journal of research of the National Bureau of Standards B*, 69(125-130):55–56, 1965a.

- Jack Edmonds. Paths, trees, and flowers. *Canadian Journal of mathematics*, 17:449–467, 1965b.
- Donghui Fang and Xin Gong. Extended farkas lemma and strong duality for composite optimization problems with dc functions. *Optimization*, 66(2):179–196, 2017.
- Lester Randolph Ford and Delbert R Fulkerson. A simple algorithm for finding maximal network flows and an application to the hitchcock problem. *Canadian journal of Mathematics*, 9:210–218, 1957.
- Richard E Gliklich, Michelle B Leavy, and Nancy A Dreyer. Tools and technologies for registry interoperability, registries for evaluating patient outcomes: A user’s guide, addendum 2 [internet]. 2019.
- Andrew V Goldberg. An efficient implementation of a scaling minimum-cost flow algorithm. *Journal of algorithms*, 22(1):1–29, 1997.
- Andrew V Goldberg and Robert E Tarjan. Finding minimum-cost circulations by canceling negative cycles. *Journal of the ACM (JACM)*, 36(4):873–886, 1989.
- LLC Gurobi Optimization. Gurobi optimizer reference manual, 2021.
- Ben B Hansen. Optmatch: Flexible, optimal matching for observational studies. *New Functions for Multivariate Analysis*, 7(2):18–24, 2007.
- Dorit S Hochbaum and David B Shmoys. A unified approach to approximation algorithms for bottleneck problems. *Journal of the ACM (JACM)*, 33(3):533–550, 1986.
- Guido W Imbens and Donald B Rubin. *Causal inference in statistics, social, and biomedical sciences*. Cambridge University Press, 2015.
- Leonid Khachiyan and Lorant Porkolab. Integer optimization on convex semialgebraic sets. *Discrete & Computational Geometry*, 23(2):207–224, 2000.

- Morton Klein. A primal method for minimal cost flows with applications to the assignment and transportation problems. *Management Science*, 14(3):205–220, 1967.
- Dénes König. Gráfok és mátrixok. *Matematikai és Fizikai Lapok*, 38:116–119, 1931.
- Péter Kovács. Minimum-cost flow algorithms: an experimental evaluation. *Optimization Methods and Software*, 30(1):94–127, 2015.
- Harold W Kuhn. The hungarian method for the assignment problem. *Naval research logistics quarterly*, 2(1-2):83–97, 1955.
- James Munkres. Algorithms for the assignment and transportation problems. *Journal of the society for industrial and applied mathematics*, 5(1):32–38, 1957.
- John A Nelder and Roger Mead. A simplex method for function minimization. *The computer journal*, 7(4):308–313, 1965.
- Samuel D Pimentel, Maintainer Samuel D Pimentel, et al. rcbalance: Large, sparse optimal matching with refined covariate balance. 2022.
- Tomasz Radzik and Andrew V Goldberg. Tight bounds on the number of minimum-mean cycle cancellations and related results. *Algorithmica*, 11(3):226–242, 1994.
- Edward M Reingold and Robert E Tarjan. On a greedy heuristic for complete matching. *SIAM Journal on Computing*, 10(4):676–681, 1981.
- Paul R Rosenbaum. Optimal matching for observational studies. *Journal of the American Statistical Association*, 84(408):1024–1032, 1989.
- Paul R Rosenbaum, P Rosenbaum, and Briskman. *Design of observational studies*, volume 10. Springer, 2010.
- Fredrik Sävje, Michael J Higgins, and Jasjeet S Sekhon. Generalized full matching. *Political Analysis*, 29(4):423–447, 2021.

- Jasjeet S Sekhon. Multivariate and propensity score matching software with automated balance optimization: the matching package for r. *Journal of Statistical Software, Forthcoming*, 2008.
- Elizabeth A Stuart, Gary King, Kosuke Imai, and Daniel Ho. Matchit: nonparametric preprocessing for parametric causal inference. *Journal of statistical software*, 2011.
- José R Zubizarreta. Using mixed integer programming for matching in an observational study of kidney failure after surgery. *Journal of the American Statistical Association*, 107(500):1360–1371, 2012.
- José R Zubizarreta, Ricardo D Paredes, Paul R Rosenbaum, et al. Matching for balance, pairing for heterogeneity in an observational study of the effectiveness of for-profit and not-for-profit high schools in chile. *Annals of Applied Statistics*, 8(1):204–231, 2014.
- JR Zubizarreta, C Kilcioglu, and JP Vielma. designmatch: Matched samples that are balanced and representative by design. *R package version 0.3*, 1, 2018.