

EFFICIENT INFERENCE ON HIGH-DIMENSIONAL LINEAR MODELS WITH MISSING OUTCOMES

Yikun Zhang^{1,*}, Alexander Giessing^{2,†}, and Yen-Chi Chen^{1,‡}

¹Department of Statistics, University of Washington

*yikun@uw.edu ‡yenchic@uw.edu

²Department of Statistics and Data Science, National University of Singapore

†giessing@nus.edu.sg

December 11, 2024

Abstract

This paper is concerned with inference on the regression function of a high-dimensional linear model when outcomes are missing at random. We propose an estimator which combines a Lasso pilot estimate of the regression function with a bias correction term based on the weighted residuals of the Lasso regression. The weights depend on estimates of the missingness probabilities (propensity scores) and solve a convex optimization program that trades off bias and variance optimally. Provided that the propensity scores can be pointwise consistently estimated at in-sample data points, our proposed estimator for the regression function is asymptotically normal and semi-parametrically efficient among all asymptotically linear estimators. Furthermore, the proposed estimator keeps its asymptotic properties even if the propensity scores are estimated by modern machine learning techniques. We validate the finite-sample performance of the proposed estimator through comparative simulation studies and the real-world problem of inferring the stellar masses of galaxies in the Sloan Digital Sky Survey.

Keywords: High-dimensional inference; Missing data; Semi-parametric efficiency; Lasso.

1 Introduction

In this paper, we develop a novel method to conduct statistical inference on the regression function (or conditional mean) of a sparse high-dimensional linear model when outcomes are missing at random. Specifically, let $Y \in \mathbb{R}$ be an outcome variable and $X \in \mathbb{R}^d$ be a high-dimensional covariate vector. The object of interest is the regression function $m_0(x) = E(Y|X = x)$.

Valid inference on $m_0(x)$ in the presence of high-dimensional covariates and missing outcomes is of practical importance. For one thing, collecting high-dimensional data has become common

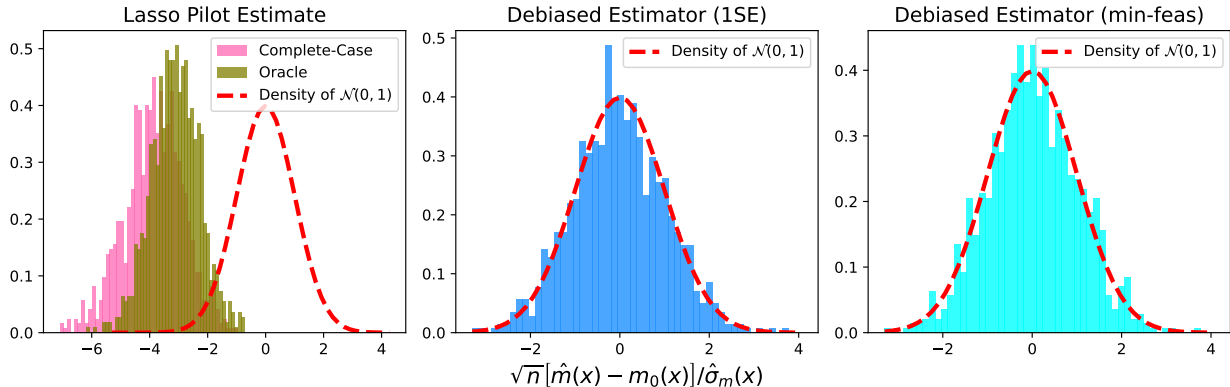


Figure 1: Comparison of our debiased estimators under two different choices of the tuning parameters (“1SE” and “min-feas”) with the conventional Lasso estimates based on complete-case or oracle data. Here, we adopt the sparse β_0^{sp} and dense $x^{(4)}$ with $d = 1000$, $n = 900$, $X \sim \mathcal{N}_d(0, \Sigma^{cs})$, and $\epsilon \sim \mathcal{N}(0, 1)$ under the MAR setting (23); see Section 4.1 for details.

practice across the board in science and engineering. Examples range from portfolio optimization and cross-sectional home price analysis in finance (Fan et al., 2011) to the development of biomarker classifiers in biology (Baek et al., 2009). Moreover, some recent works in causal inference lean toward generating high-dimensional covariates in order to control for potential confounders (Wyss et al., 2022). For another, semi-automatic processing and storing of vast amounts of unstructured data inevitably entails missingness (Huang and Knowles, 2016). Such missingness may result from the study dropouts of participants in clinical trials (Higgins et al., 2008) or noncompliance with the assigned treatments in a survey (Frumento et al., 2012). The emerging field of semi-supervised learning in computer science, where additional data samples with the same distribution are given but without labels, is also a missing-outcome problem (Chapelle et al., 2006).

When the outcome variables $Y_i, i = 1, \dots, n$ are fully observed given a data sample (which is known as the oracle data setting), statistical estimation on $m_0(x)$ is tractable with regularization and sparsity constraints under high-dimensional settings (Wainwright, 2019). One of the most well-studied approaches is Lasso (Tibshirani, 1996), which assumes the linear model and imposes L_1 -regularization on the regression coefficients. When it comes to statistical inference, however, the Lasso solution leads to a biased estimate of $m_0(x)$ even when the linear model assumption is correct (van de Geer et al., 2014; Zhang and Zhang, 2014). Missing outcomes further exacerbate the bias of the Lasso solution; see the first panel of Figure 1 for an illustration. While this bias could be partially mitigated via sample splitting or re-fitting, doing so would reduce the sample size and increase the computational cost, leading to less efficient estimates. Consequently, the goal of this paper is to address one central question:

“How can we conduct statistically and computationally efficient inference on $m_0(x)$ despite missing outcomes?”

This is a challenging question; to answer it, we need to impose some structural assumptions.

Throughout the paper, we will assume that the data sample follows a high-dimensional sparse linear regression model with outcomes “missing at random” (MAR).

Assumption 1 (High-dimensional sparse linear regression model with MAR outcomes).

(a) *The data sample $\{(Y_i, R_i, X_i)\}_{i=1}^n$ consists of independent and identically distributed (i.i.d.) observations drawn from $(Y, R, X) \in \mathbb{R} \times \{0, 1\} \times \mathbb{R}^d$ generated by the linear model*

$$Y = X^T \beta_0 + \epsilon, \quad \mathbb{E}(\epsilon|X) = 0, \quad \mathbb{E}(\epsilon^2|X) = \sigma_\epsilon^2, \quad (1)$$

where $\|\beta_0\|_0 = \sum_{k=1}^d \mathbb{1}_{\{\beta_{0k} \neq 0\}} = s_\beta \ll d$.

(b) *The missingness indicator R is conditionally independent of Y given X .*

Assumption 1(a) is standard in high-dimensional statistics. On the one hand, the sparse linear model can be extended to sparse additive models (Ravikumar et al., 2009) and partially linear models (Müller and van de Geer, 2015; Belloni et al., 2019). On the other hand, our proposed debiasing method can be generalized to handle heteroscedastic errors; see Section 2.1. However, developing theory for these generalizations is beyond the scope of this paper. Assumption 1(b) is common in the missing data literature (Tsiatis, 2007; Little and Rubin, 2019) and is related to the ignorability or unconfoundedness condition in causal inference (Imbens, 2004). Under the MAR assumption, the propensity score $\pi(Y, X) := \mathbb{P}(R = 1|Y, X)$ depends only on the covariate vector X so that $\pi(Y, X) \equiv \pi(X) := \mathbb{P}(R = 1|X)$, which can thus be estimated from the fully observed data $\{(X_i, R_i)\}_{i=1}^n$ (Rosenbaum and Rubin, 1983).

Under Assumption 1, our proposed debiasing method directly infers the regression function $m_0(x) = x^T \beta_0$ by combining a Lasso pilot estimate of $\beta_0 \in \mathbb{R}^d$ based on the complete-case data with a bias correction term based on the weighted residuals of the Lasso regression. The weights depend on estimates of the propensity scores $\pi(X_i), i = 1, \dots, n$ and are obtained as the solution to a convex debiasing program which trades off bias and variance in a mean-squared-error-optimal way; see Figure 1(b,c) for a preview.

A crucial difference between the existing works of debiasing the Lasso estimate in the literature (Zhang and Zhang, 2014; van de Geer et al., 2014; Javanmard and Montanari, 2014a,b) and our proposal is that we focus our inference on the scalar regression function $m_0(x) = x^T \beta_0$ but not the high-dimensional regression (coefficient) vector $\beta_0 \in \mathbb{R}^d$. By considering $m_0(x)$, we are able to conduct inference on any individual regression coefficient by setting x equal to a standard basis vector in \mathbb{R}^d as well as on joint effects of several regression coefficients. Additionally, inferring $m_0(x)$ itself is more computationally efficient than inferring the regression vector β_0 .

1.1 Contribution and Outline of the Paper

1. Methodology: We describe the detailed procedures of our proposed debiasing method and reveal its computational feasibility through the dual formulation. We also provide interpretations

of our debiasing method from the perspective of a bias-variance trade-off as well as Neyman near-orthogonality; see [Section 2](#) for details.

2. Asymptotic Theory: We prove that our proposed debiased estimator is asymptotically unbiased and normally distributed as long as the propensity scores are pointwise consistently estimable (*i.e.*, sample-splitting or cross-fitting are not needed); see [Section 3.4](#). Moreover, the asymptotic variance of our debiased estimator attains the semi-parametric efficiency bound among all asymptotically linear estimators for any given dimension d . To establish the asymptotic normality of our debiased estimator, we derive the consistency of the Lasso pilot estimate with complete-case data and the dual solution of our debiasing program as building blocks; see [Section 3.3](#).

3. Simulations and Real-World Applications: To demonstrate the finite-sample performance of our debiasing method, we compare it with the existing debiasing methods in the literature through extensive Monte Carlo experiments; see [Section 4.1](#) and [Section 4.2](#). We also apply the proposed debiasing method to the problem of inferring the stellar masses of galaxies in the Sloan Digital Sky Survey; see [Section 5](#).

4. Algorithmic Implementation: We describe the implementation details of our debiasing method in [Section A](#) of the supplement and encapsulate them into both Python package “Debias-Infer” and R package “DebiasInfer”. All other codes for our experiments are available at https://github.com/zhangyk8/Debias-Infer/tree/main/Paper_Code.

1.2 Related Work

Statistical inference for the high-dimensional linear model with complete data has been studied by [Zhang and Zhang \(2014\)](#); [van de Geer et al. \(2014\)](#); [Javanmard and Montanari \(2014a,b, 2018\)](#); [Bühlmann \(2013\)](#); [Ning and Liu \(2017\)](#); [Bellec and Zhang \(2022\)](#), where they proposed a debiased Lasso estimator to construct confidence intervals and multiple testing adjustments for individual regression coefficients or their projections to low-dimensional components. The main idea of their approaches is to correct the bias of the Lasso or ridge regression vector ([Hoerl and Kennard, 1970](#)) by estimating a relaxed inverse of the gram matrix or the projection matrix. This is also known as the one-step update in the classical study of semi-parametric inference ([van der Vaart, 2000](#)). More recently, [Zhang and Cheng \(2017\)](#); [Li \(2020\)](#) provided a bootstrap procedure for debiasing the Lasso solution, while [Javanmard and Lee \(2020\)](#) presented a flexible framework for testing general hypotheses of regression coefficients. [Battey and Reid \(2023\)](#) considered inferring the linear model by treating each regression coefficient in turn as the parameter of interest and finding an optimal transformation to orthogonalize the remaining coefficients. Moreover, some of the above ideas have been extended to parameter estimation and inference for high-dimensional generalized linear models by [Belloni et al. \(2016\)](#); [Guo and Chen \(2016\)](#); [Xia et al. \(2020\)](#); [Shi et al. \(2021\)](#); [Cai et al. \(2021\)](#); [Guo et al. \(2021\)](#); [Ma et al. \(2021\)](#).

The asymptotic normality of the aforementioned debiasing methods requires the regression vector β_0 to lie in the ultra-sparse regime $s_\beta = o\left(\frac{\sqrt{n}}{\log d}\right)$ as our proposed debiasing method. Under the known covariance matrix and Gaussian design, [Javanmard and Montanari \(2018\)](#) alleviated the

sparsity requirement to $s_\beta = o\left(\frac{n}{(\log d)^2}\right)$. In addition, [Cai and Guo \(2017\)](#) considered constructing confidence intervals for the regression function $m_0(x) = x^T \beta_0$ in the moderate-sparse region $\frac{\sqrt{n}}{\log d} \ll s_\beta \lesssim \frac{n}{\log d}$ and establish the minimaxity and adaptivity for their confidence intervals with a prior knowledge of the sparsity level s_β ; see also [Nickl and van de Geer \(2013\)](#); [Cai and Guo \(2018\)](#) for the related discussion.

Statistical estimation of the regression function under the MAR mechanism and its semi-parametric efficiency have also been investigated in the literature ([Robins et al., 1994](#); [Robins and Rotnitzky, 1995](#); [Robins et al., 1995](#); [Graham, 2011](#); [Müller and Keilegom, 2012](#)). These studies addressed the problems from missing outcomes to unobserved covariates under the low-dimensional data setting. In the high-dimensional data setting, [Loh and Wainwright \(2012\)](#) proposed an estimator of the linear regression coefficient based on projected gradient descent in the presence of MAR covariates. High-dimensional estimation and inference with missing covariates were also studied by [Wang et al. \(2019\)](#), but the covariates are assumed to be missing complete at random (MCAR). Recently, [Celentano and Wainwright \(2023\)](#) considered semi-parametric estimation of the population mean under MAR outcomes in the high-dimensional inconsistency regime and proposed a debiasing remedy. The most closely related work to our paper is [Chakraborty et al. \(2019\)](#), which also studied the high-dimensional estimation and inference problems with missing outcomes. They proposed a general M-estimation framework to conduct statistical inference via a Lasso-type debiased and doubly robust estimator. Computationally, their debiased estimator requires the estimation of a $d \times d$ debiasing matrix, while our debiasing method is more efficient because we only solve for a n -dimensional debiasing vector or the d -dimensional dual vector through a convex program. Theoretically, both [Chakraborty et al. \(2019\)](#) and we impose the same condition on the rate of convergence of the propensity score estimation in pursuit of the asymptotic normality. Nevertheless, we demonstrate through simulation studies that our debiased estimator is still asymptotically normal even when the propensity scores are estimated by nonparametric methods at in-sample points. Furthermore, the debiased estimator in [Chakraborty et al. \(2019\)](#) asymptotically achieves the coordinatewise semi-parametric efficiency bound, which may not be efficient in the worst possible query direction ([Jankova and van de Geer, 2018](#)), while our debiased estimator is asymptotically efficient whatever the query direction is.

1.3 Notation

The general probability measure and expectation with respect to the distribution of (Y, R, X) are denoted by \mathbb{P} and \mathbb{E} , respectively. We write $Y \perp\!\!\!\perp R$ when the random variables Y and R are independent. We use $h(x) = O(g(x))$ if there exists an absolute constant $A > 0$ such that $|h(x)| \leq Ag(x)$ for all sufficiently large x . In contrast, $h(x) = o(g(x))$ when $\lim_{x \rightarrow \infty} |h(x)|/g(x) = 0$. The notation $o_P(1)$ is short for a sequence of random vectors that converges to zero in probability. The expression $O_P(1)$ denotes a sequence that is bounded in probability. The norm $\|x\|_q = \left(\sum_{k=1}^d x_k^q\right)^{1/q}$ with $q > 0$ stands for the L_q -norm in the Euclidean space \mathbb{R}^d , though it is no longer

a norm when $0 < q < 1$. In particular, $\|x\|_\infty = \max_{1 \leq k \leq d} |x_k|$ and $\|x\|_0 = \sum_{k=1}^n \mathbb{1}_{\{x_k \neq 0\}}$ indicates the number of nonzero elements in $x \in \mathbb{R}^d$. Furthermore, $\|Z\|_q = (\mathbb{E}|Z|^q)^{1/q}$ with $q \geq 1$ is the L_q -norm for a random variable Z . We define the ψ_α -Orlicz norm for any random variable Z and $\alpha \in (0, 2]$ by

$$\|Z\|_{\psi_\alpha} = \inf \left\{ t > 0 : \mathbb{E} \left[\exp \left(\frac{|Z|^\alpha}{t^\alpha} \right) \right] \leq 2 \right\}. \quad (2)$$

For $\alpha \in (0, 1)$, there is an alternative definition that modifies (2) into a legitimate norm which can be used interchangeably with (2) up to an absolute constant that only depends on α ; see page 266 in [van der Vaart and Wellner \(1996\)](#). We also use the notation $a_n \lesssim b_n$ or $b_n \gtrsim a_n$ when there exists an absolute constant $A > 0$ such that $a_n \leq Ab_n$ when n is large. If $a_n \gtrsim b_n$ and $a_n \lesssim b_n$, then a_n, b_n are asymptotically equal and it is denoted by $a_n \asymp b_n$. Finally, we denote the unit sphere in \mathbb{R}^d by $\mathbb{S}^{d-1} = \{x \in \mathbb{R}^d : \|x\|_2 = 1\}$ and a ball centered at x with radius r in \mathbb{R}^d by $B_d(x, r) = \{y \in \mathbb{R}^d : \|y - x\|_2 \leq r\}$.

2 Methodology

In this section, we outline our debiasing inference method and discuss a feasible solution to the key debiasing program through its dual form. Furthermore, we motivate our debiasing method from the perspectives of a bias-variance trade-off as well as Neyman near-orthogonality.

2.1 Debiasing Inference Procedure

Recall that we aim to conduct statistical inference on the regression function $m_0(x) = \mathbb{E}(Y|X = x) = x^T \beta_0$ given a random sample $\{(Y_i, R_i, X_i)\}_{i=1}^n \subset \mathbb{R} \times \{0, 1\} \times \mathbb{R}^d$, where Y_i is the outcome variable with missing indicator R_i and X_i is the fully observed high-dimensional covariate vector for $i = 1, \dots, n$. To this end, we propose the following debiasing procedure.

- **Step 1:** Compute the Lasso pilot estimate $\hat{\beta} \in \mathbb{R}^d$ with complete-case data

$$\hat{\beta} = \arg \min_{\beta \in \mathbb{R}^d} \left[\frac{1}{n} \sum_{i=1}^n R_i (Y_i - X_i^T \beta)^2 + \lambda \|\beta\|_1 \right], \quad (3)$$

where $\lambda > 0$ is a regularization parameter.

- **Step 2:** Obtain consistent estimates $\hat{\pi}_i, i = 1, \dots, n$ of the propensity scores $\pi_i = \pi(X_i) = \mathbb{P}(R_i = 1|X_i), i = 1, \dots, n$ by any machine learning method (not necessarily a parametric model) on the data $\{(X_i, R_i)\}_{i=1}^n \subset \mathbb{R}^d \times \{0, 1\}$.
- **Step 3:** Solve for the debiasing weight vector $\hat{w} \equiv \hat{w}(x) \in \mathbb{R}^n$ through the following debiasing program with a tuning parameter $\gamma > 0$ as:

$$\min_{w \in \mathbb{R}^n} \left\{ \sum_{i=1}^n \hat{\pi}_i w_i^2 : \left\| x - \frac{1}{\sqrt{n}} \sum_{i=1}^n w_i \cdot \hat{\pi}_i \cdot X_i \right\|_\infty \leq \frac{\gamma}{n} \right\}. \quad (4)$$

- **Step 4:** Define the debiased estimator for $m_0(x)$ as:

$$\widehat{m}^{\text{debias}}(x; \widehat{\boldsymbol{w}}) = x^T \widehat{\boldsymbol{\beta}} + \frac{1}{\sqrt{n}} \sum_{i=1}^n \widehat{w}_i(x) R_i \left(Y_i - X_i^T \widehat{\boldsymbol{\beta}} \right). \quad (5)$$

- **Step 5:** Construct the asymptotic $(1 - \tau)$ -level confidence interval for $m_0(x)$ as:

$$\left[\widehat{m}^{\text{debias}}(x; \widehat{\boldsymbol{w}}) \pm \Phi^{-1} \left(1 - \frac{\tau}{2} \right) \cdot \sigma_\epsilon \cdot \sqrt{\frac{1}{n} \sum_{i=1}^n \widehat{\pi}_i \widehat{w}_i(x)^2} \right], \quad (6)$$

where $\Phi(\cdot)$ denotes the cumulative distribution function (CDF) of $\mathcal{N}(0, 1)$. If the noise level σ_ϵ^2 is unknown, then replace it by any consistent estimator $\widehat{\sigma}_\epsilon^2$.

Step 3 above is motivated by the principle of bias-variance trade-off; see [Section 2.3](#). In [Section 2.2](#), we derive the dual formulation of our debiasing program (4) in **Step 3**. The dual is an unconstrained convex program which facilitates both the theoretical analysis of the statistical properties and the practical implementation of our debiasing procedure. Finally, we prove in [Section 3.4](#) that the debiased estimator $\widehat{m}^{\text{debias}}(x; \widehat{\boldsymbol{w}})$ is asymptotically normal and its asymptotic variance can be estimated consistently via $\sum_{i=1}^n \widehat{\pi}_i \widehat{w}_i^2(x)$. This guarantees the asymptotic validity of the confidence interval in **Step 5**.

Remark 1 (Debiasing program with heteroscedastic errors). *Under the heteroscedastic errors $E(\epsilon_i^2 | X_i) = \sigma_{\epsilon,i}^2$, our debiasing program (4) needs modifying as follows:*

$$\min_{\boldsymbol{w} \in \mathbb{R}^n} \left\{ \sum_{i=1}^n \widehat{\pi}_i \widehat{\sigma}_{\epsilon,i}^2 w_i^2 : \left\| x - \frac{1}{\sqrt{n}} \sum_{i=1}^n w_i \cdot \widehat{\pi}_i \cdot X_i \right\|_\infty \leq \frac{\gamma}{n} \right\}, \quad (7)$$

where $\widehat{\sigma}_{\epsilon,i}^2$ is an estimate of $\sigma_{\epsilon,i}^2$ for $i = 1, \dots, n$. One simple choice is $\widehat{\sigma}_{\epsilon,i}^2 = \left(Y_i - X_i^T \widehat{\boldsymbol{\beta}} \right)^2$, where $\widehat{\boldsymbol{\beta}}$ is any consistent estimate of $\boldsymbol{\beta}_0$, such as the output from the Lasso pilot estimate as in **Step 1**, the refitted Lasso ([Belloni and Chernozhukov, 2013](#)), or the weighted adaptive Lasso ([Wagener and Dette, 2013](#)).

2.2 Dual Formulation of the Debiasing Program (4)

By standard duality theory in convex optimization, we obtain the following result.

Proposition 1. *The dual form of the debiasing program (4) is given by*

$$\min_{\ell \in \mathbb{R}^d} \left\{ \frac{1}{4n} \sum_{i=1}^n \widehat{\pi}_i [X_i^T \ell]^2 + x^T \ell + \frac{\gamma}{n} \|\ell\|_1 \right\}. \quad (8)$$

If strong duality holds, then the solution $\widehat{\boldsymbol{w}}(x) \in \mathbb{R}^n$ to the primal debiasing program (4) and the

solution $\widehat{\ell}(x) \in \mathbb{R}^d$ to the dual debiasing program (8) satisfy the following identity:

$$\widehat{w}_i(x) = -\frac{1}{2\sqrt{n}} \cdot X_i^T \widehat{\ell}(x), \quad i = 1, \dots, n. \quad (9)$$

The proof of Proposition 1 is in Section E.2. This result has two important implications: First, we can select the tuning parameter $\gamma > 0$ via a cross-validation on the loss function of the dual program. Indeed, since the primal debiasing program (4) is a constrained quadratic program, it is difficult to select $\gamma > 0$ based on the primal formulation alone: if $\gamma > 0$ is too small, the program will be infeasible; if $\gamma > 0$ is too large, the estimate will have a non-negligible bias (see Section 2.3). Second, if strong duality holds, the debiased estimator (5) can be expressed via (9) in terms of the dual solution $\widehat{\ell}(x)$ as:

$$\widehat{m}^{\text{debias}}(x; \widehat{\mathbf{w}}) = x^T \widehat{\beta} - \frac{1}{2n} \sum_{i=1}^n R_i X_i^T \widehat{\ell}(x) (Y_i - X_i^T \widehat{\beta}), \quad (10)$$

where the second bias-corrected term reduces to a linear combination of the sample average of n random variables. This representation is the key to deriving the asymptotic normality of our debiased estimator; see Section 3.1 and Section 3.4 for details. Notice that strong duality holds whenever $\gamma > 0$ is sufficiently large; see Lemma 5 in Section 3.3 for more details.

2.3 Bias-Variance Trade-off Perspective

The design of our debiasing program (4) is motivated by controlling the conditional mean squared error $\mathbb{E} \left[(\sqrt{n} \cdot \widehat{m}^{\text{debias}}(x; \widehat{\mathbf{w}}) - \sqrt{n} \cdot m_0(x))^2 \mid \mathbf{X} \right]$ of our debiased estimator (5) and can thus be interpreted as solving a (conditional) bias-variance trade-off. To explicate this motivation, we consider the generic debiased estimator $m^{\text{debias}}(x; \mathbf{w})$ from (5) with an arbitrary weight vector $\mathbf{w} = (w_1, \dots, w_n)^T \in \mathbb{R}^n$ as:

$$m^{\text{debias}}(x; \mathbf{w}) = x^T \beta + \frac{1}{\sqrt{n}} \sum_{i=1}^n w_i R_i (Y_i - X_i^T \beta), \quad (11)$$

where one would plug in the Lasso pilot estimate $\widehat{\beta}$ from (3) and the solution $\widehat{\mathbf{w}} \equiv \widehat{\mathbf{w}}(x) \in \mathbb{R}^n$ from our debiasing program (4) to obtain a concrete debiased estimator (5) in practice. We decompose the conditional mean squared error of (11) into three explicit terms as follows.

Proposition 2. *Under Assumption 1, the conditional mean squared error of $\sqrt{n} m^{\text{debias}}(x; \mathbf{w})$ given*

$\mathbf{X} = (X_1, \dots, X_n)^T$ has the following decomposition as:

$$\begin{aligned}
& \mathbb{E} \left[\left(\sqrt{n} m^{\text{debias}}(x; \mathbf{w}) - \sqrt{n} m_0(x) \right)^2 \middle| \mathbf{X} \right] \\
&= \underbrace{\sigma_\epsilon^2 \sum_{i=1}^n w_i^2 \pi(X_i)}_{\text{Conditional variance I}} + \underbrace{(\beta_0 - \beta)^T \left[\sum_{i=1}^n w_i^2 \pi(X_i) (1 - \pi(X_i)) X_i X_i^T \right]}_{\text{Conditional variance II}} (\beta_0 - \beta) \\
&+ \underbrace{\left[\left(\frac{1}{\sqrt{n}} \sum_{i=1}^n w_i \pi(X_i) X_i - x \right)^T \sqrt{n} (\beta_0 - \beta) \right]^2}_{\text{Conditional bias}}.
\end{aligned} \tag{12}$$

The derivation for Proposition 2 can be found in Section E.2. By Hölder’s inequality, we can upper bound the “Conditional bias” term as:

$$\left[\left(\frac{1}{\sqrt{n}} \sum_{i=1}^n w_i \pi(X_i) X_i - x \right)^T \sqrt{n} (\beta_0 - \beta) \right]^2 \leq \left[\left\| \frac{1}{\sqrt{n}} \sum_{i=1}^n w_i \pi(X_i) X_i - x \right\|_\infty \sqrt{n} \|\beta_0 - \beta\|_1 \right]^2.$$

The debiasing program (4) is hence designed to optimize the weights $w_i, i = 1, \dots, n$ so that the estimated “Conditional variance I” term $\sum_{i=1}^n \hat{\pi}_i w_i^2$ is minimized as the objective function while an upper bound of the estimated “Conditional bias” term $\left\| x - \frac{1}{\sqrt{n}} \sum_{i=1}^n w_i \hat{\pi}_i X_i \right\|_\infty$ is well-controlled by the constraint. We ignore the “Conditional variance II” term because, by Lemma 6, it is asymptotically negligible and dominated by the “Conditional variance I” term if $\beta = \hat{\beta}$ (solution Lasso program (3)) and $\mathbf{w} = \hat{\mathbf{w}}(x)$ (solution to the debiasing program (4)). Similar bias-variance trade-offs also appear in Cai et al. (2021) for generalized linear models and Giessing and Wang (2023) for quantile regression models. However, the motivation for the procedures in these two papers is ad-hoc and not grounded in a rigorous decomposition of the conditional mean squared error. Upon minimizing the (conditional) variance, we expect our debiased estimator to be asymptotically more efficient than other estimators; see our discussions in Section 3.4.

2.4 Neyman Near-Orthogonalization Viewpoint

Our debiasing method in Section 2.1 can also be motivated from the perspective of Neyman near-orthogonalization (Neyman, 1959, 1979; Chernozhukov et al., 2018). To this end, we regard the regression function $m \equiv m(x) \in \mathbb{R}$ as the parameter of interest and the regression vector $\beta \in \mathbb{R}^d$ as a high-dimensional nuisance parameter. Under Assumption 1, the true values of these two parameters are $m_0 = m_0(x) = x^T \beta_0$ and β_0 , respectively. We define the generic score function as:

$$\Xi_x(Y, R, X; m, \beta) = m - x^T \beta - \sqrt{n} \cdot w \cdot R(Y - X^T \beta),$$

where $w \in \mathbb{R}$ is a symbolic weight. Given the observed data $\{(Y_i, R_i, X_i)\}_{i=1}^n$ and $\mathbf{w} \in \mathbb{R}^n$, $\beta \in \mathbb{R}^d$ arbitrary, the generic debiased estimator $m^{\text{debias}}(x, \mathbf{w})$ solves the sample-based estimating equation

$$\frac{1}{n} \sum_{i=1}^n \Xi_x(Y_i, R_i, X_i; m^{\text{debias}}, \beta) = m^{\text{debias}}(x; \mathbf{w}) - x^T \beta - \frac{1}{\sqrt{n}} \sum_{i=1}^n w_i \cdot R_i (Y_i - X_i^T \beta) = 0. \quad (13)$$

Provided that Assumption 1 holds and $\mathbf{w} \in \mathbb{R}^n$ satisfies the box constraint in (4), the Neyman near-orthogonalization condition given $\mathbf{X} = (X_1, \dots, X_n)^T \in \mathbb{R}^{n \times d}$ at (m_0, β_0) requires that

$$\begin{aligned} \mathbb{E} \left[\frac{1}{n} \sum_{i=1}^n \Xi_x(Y_i, R_i, X_i; m_0, \beta_0) \middle| \mathbf{X} \right] &= 0, \\ \sup_{\beta \in \mathcal{T}_n} \left| \left\{ \frac{\partial}{\partial \beta} \mathbb{E} \left[\frac{1}{n} \sum_{i=1}^n \Xi_x(Y_i, R_i, X_i; m, \beta) \middle| \mathbf{X} \right] \middle|_{(m_0, \beta_0)} \right\}^T (\beta - \beta_0) \right| &\leq \frac{\delta_n}{\sqrt{n}}, \end{aligned} \quad (14)$$

where \mathcal{T}_n is a properly shrinking neighborhood of β_0 and $\delta_n = o(1)$; see Definition 2.2 in Chernozhukov et al. (2018). Indeed, the first condition obviously holds true, while the second condition is also satisfied because for any $\beta \in \mathcal{T}_n$,

$$\begin{aligned} &\left| \left\{ \frac{1}{n} \sum_{i=1}^n \frac{\partial}{\partial \beta} \mathbb{E} [\Xi_x(Y_i, R_i, X_i; m, \beta) \middle| \mathbf{X}] \middle|_{(m_0, \beta_0)} \right\}^T (\beta - \beta_0) \right| \\ &= \left| \left[x - \frac{1}{\sqrt{n}} \sum_{i=1}^n w_i \cdot \pi(X_i) X_i \right]^T (\beta_0 - \beta) \right| \\ &\stackrel{\text{(a)}}{\leq} \left\| x - \frac{1}{\sqrt{n}} \sum_{i=1}^n w_i \cdot \hat{\pi}_i \cdot X_i \right\|_{\infty} \|\beta - \beta_0\|_1 \\ &\stackrel{\text{(b)}}{\leq} \frac{\gamma}{n} \|\beta - \beta_0\|_1 \leq \frac{\delta_n}{\sqrt{n}}, \end{aligned}$$

where the approximate inequality (a) follows from Hölder's inequality and substituting the estimated propensity scores $\hat{\pi}_i, i = 1, \dots, n$ while (b) holds since $\mathbf{w} \in \mathbb{R}^n$ satisfies the box constraint in (4). Therefore, the nuisance realization set \mathcal{T}_n can be chosen as $\left\{ \beta \in \mathcal{B} \subset \mathbb{R}^d : \|\beta - \beta_0\|_1 \leq \frac{\sqrt{n} \delta_n}{\gamma} \right\}$ for some convex set \mathcal{B} containing β_0 . We show in Theorem 3 that the Lasso pilot estimate $\hat{\beta}$ satisfies $\left\| \hat{\beta} - \beta_0 \right\|_1 = O_P \left(s_{\beta} \sqrt{\frac{\log d}{n}} \right)$ and thus, our final debiased estimator (5) satisfies the Neyman near-orthogonality condition (14) with a fine-tuned parameter $\gamma > 0$.

By Theorem 3.1 in Chernozhukov et al. (2018), the (asymptotic) variance of $m^{\text{debias}}(x, \mathbf{w})$ is $\sigma_{\epsilon}^2 \mathbb{E} \left[\sum_{i=1}^n w_i^2 R_i^2 \middle| \mathbf{X} \right] = \sigma_{\epsilon}^2 \sum_{i=1}^n w_i^2 \pi(X_i)$. Therefore, our debiasing program (4) is designed to yield the debiased estimator with the smallest (estimated) variance among all the estimators that (approximately) satisfies the constraints in (14). Consequently, we can expect that our debiased estimator is more efficient than most other estimators even without explicitly constructing an efficient score function satisfying the exact Neyman orthogonality; see Section 2.2.2 in Chernozhukov

et al. (2018) with references therein. Finally, in light of (14), our debiasing method de-correlates the Lasso pilot regression from the propensity score estimation and the optimization of weights for the debiased estimator so that we are able to establish the asymptotic normality of our debiased estimator without resorting to sample splitting.

3 Asymptotic Theory

In this section, we study the consistency results of our debiasing inference method in Section 2.1 and its asymptotic normality property. The high-level motivation and overview of the technical results are given in Section 3.1 with more detailed studies in the follow-up subsections.

3.1 Heuristics and Overview

In order to derive the asymptotic normality of our debiased estimator (5), we need to analyze the asymptotic behavior of $\sqrt{n} [\hat{m}^{\text{debias}}(x; \hat{\boldsymbol{w}}) - m_0(x)]$. Under Assumption 1 and the definition (5) of $\hat{m}^{\text{debias}}(x; \hat{\boldsymbol{w}})$, we deduce that

$$\sqrt{n} \left[\hat{m}^{\text{debias}}(x; \hat{\boldsymbol{w}}) - m_0(x) \right] = \sum_{i=1}^n \hat{w}_i(x) R_i \epsilon_i + \left[x - \frac{1}{\sqrt{n}} \sum_{i=1}^n \hat{w}_i(x) R_i X_i \right]^T \sqrt{n} (\hat{\beta} - \beta_0),$$

where $\epsilon_i, i = 1, \dots, n$ are i.i.d. noise variables under model (1). From the above expression, it is unclear how one can apply the central limit theorem (CLT) or related asymptotic theories to derive the asymptotic distribution of $\sqrt{n} [\hat{m}^{\text{debias}}(x; \hat{\boldsymbol{w}}) - m_0(x)]$, because the limiting distribution of the weight vector $\hat{\boldsymbol{w}} \equiv \hat{\boldsymbol{w}}(x) = (\hat{w}_1(x), \dots, \hat{w}_n(x))^T \in \mathbb{R}^n$ is intractable and may not even exist. However, the dual formulation in Proposition 1 provides a promising direction of approaching this problem. By the dual representation (10) of the debiased estimator, we have

$$\begin{aligned} \sqrt{n} \left[\hat{m}^{\text{debias}}(x; \hat{\boldsymbol{w}}) - m_0(x) \right] &= -\frac{1}{2\sqrt{n}} \sum_{i=1}^n R_i \epsilon_i X_i^T \hat{\ell}(x) + \left[x + \frac{1}{2n} \sum_{i=1}^n R_i X_i^T \hat{\ell}(x) X_i \right]^T \sqrt{n} (\beta_0 - \hat{\beta}) \\ &= -\frac{1}{2\sqrt{n}} \sum_{i=1}^n R_i \epsilon_i X_i^T \ell_0(x) + \text{“Bias terms”}, \end{aligned} \quad (15)$$

where $\ell_0(x) \in \mathbb{R}^d$ is the deterministic solution to the population dual program for which the dual solution $\hat{\ell}(x) \in \mathbb{R}^d$ is consistent; see (18) in Section 3.2 for its definition. The leading term in (15) is a sample average of n i.i.d. scalar random variables, which can be handled via the standard CLT, while the “Bias terms” in (15) are of order $o_P(1)$ under mild regularity conditions; see Theorem 7.

The rest of this section corroborates the above heuristic arguments. After introducing the notations and necessary assumptions, we derive the following main results:

- **Consistency of the Lasso pilot estimate (3):** Under a suitable choice of $\lambda > 0$, it holds that $\left\| \hat{\beta} - \beta_0 \right\|_2 = O_P \left(\frac{1}{\kappa_R^2} \sqrt{\frac{s_\beta \log d}{n}} \right)$ when $\log d = o(n)$, where $\kappa_R^2 > 0$ is the minimum

eigenvalue of the complete-case gram matrix $E(RXX^T)$; see [Theorem 3](#) for details.

- **Consistency of the solution to the dual program (8):** Under a suitable choice of $\gamma > 0$, we deduce that $\left\| \widehat{\ell}(x) - \ell_0(x) \right\|_2 = O_P \left(\frac{1}{\kappa_R^3} \sqrt{\frac{s_\ell(x) \log d}{n}} + \left(\frac{1 + \kappa_R^2}{\kappa_R^4} \right) r_\ell + \frac{r_\pi \sqrt{s_\ell(x)}}{\kappa_R^4} \right)$, where $\ell_0(x)$ is the solution to the population dual program, $r_\ell > 0$ is a parameter for the sparse approximation to $\ell_0(x)$, and $r_\pi > 0$ is the rate of convergence of $\max_{1 \leq i \leq n} |\widehat{\pi}_i - \pi(X_i)|$; see [Theorem 4](#) and its related discussions.
- **Asymptotic normality of the debiased estimator (5):** Combining the above consistency results with other mild regularity conditions, we prove that

$$\sqrt{n} \left[\widehat{m}^{\text{debias}}(x; \widehat{w}) - m_0(x) \right] \xrightarrow{d} \mathcal{N} \left(0, \sigma_m^2(x) \right)$$

and discuss the semi-parametric efficiency of $\sigma_m^2(x) = \lim_{n \rightarrow \infty} \sigma_\epsilon^2 \cdot x^T [E(RXX^T)]^{-1} x$; see [Theorem 7](#) for details.

3.2 Notations and Assumptions

We enumerate the regularity conditions under the high-dimensional sparse linear modeling [Assumption 1](#) for our subsequent theoretical analysis.

Assumption 2 (Sub-Gaussian covariate). *The covariate vector $X \in \mathbb{R}^d$ is sub-Gaussian, i.e., $\|u^T X\|_{\psi_2} \lesssim [E(u^T X X^T u)]^{1/2}$ for any $u \in \mathbb{R}^d$.*

We introduce the sub-Gaussian condition as [Assumption 2](#) on the covariate vector X in order to control the exponential tail behavior of X by its second moment and facilitate our proofs. Notice that the covariate vector $X \in \mathbb{R}^d$ is not necessarily centered in our definition of sub-Gaussian covariate vector. We denote the s -sparse maximum eigenvalue of the population gram matrix $E(XX^T) \in \mathbb{R}^{d \times d}$ by

$$\phi_s := \sup_{u \in \mathbb{S}^{d-1}, \|u\|_0 \leq s} E[(X^T u)^2]. \quad (16)$$

In particular, $E(X_{ik}^2) \leq \max_{1 \leq i \leq n} \max_{1 \leq k \leq d} E(X_{ik}^2) \leq \phi_1$ for each covariate vector $X_i = (X_{i1}, \dots, X_{id})^T \in \mathbb{R}^d$. It is noteworthy that under the high-dimensional setting with $s \ll d$, the s -sparse maximum eigenvalue ϕ_s is substantially smaller than the unrestricted maximum eigenvalue ϕ_d of $E(XX^T)$ and can even be independent of the dimension d .

Assumption 3 (Sub-Gaussian noise). *The noise variable $\epsilon \in \mathbb{R}$ is sub-Gaussian, i.e., $\|\epsilon\|_{\psi_2} \lesssim [E(\epsilon^2)]^{1/2} = \sigma_\epsilon$ with $\sigma_\epsilon^2 > 0$ being the noise level.*

We introduce [Assumption 3](#) to simplify the theoretical analysis. In principle, this assumption can be relaxed to a lower-order moment condition; see [Belloni and Chernozhukov \(2013\)](#). We conduct numerical experiments on our debiasing method in which the sub-Gaussian noise assumption

is violated in [Section 4.3](#) and demonstrate that our proposed method is robust to various heavy-tailed noise distributions. To establish the consistency of the Lasso pilot estimate [\(3\)](#) and the dual solution $\widehat{\ell}(x) \in \mathbb{R}^d$ to [\(8\)](#), we impose the following eigenvalue lower bound on the complete-case population gram matrix $E(RXX^T) \in \mathbb{R}^{d \times d}$.

Assumption 4 (Lower eigenvalue bound on $E(RXX^T)$). *The minimum eigenvalue of the complete-case gram matrix $E(RXX^T) \in \mathbb{R}^{d \times d}$ is bounded away from zero, i.e., there exists a constant $\kappa_R > 0$ such that*

$$\inf_{v \in \mathbb{S}^{d-1}} E[R(X^T v)^2] \geq \kappa_R^2.$$

Assumption 4 ensures that the regression vector $\beta_0 \in \mathbb{R}^d$ is identifiable. We explicitly introduce the “constant” $\kappa_R > 0$ to handle cases in which the minimum eigenvalue of $E(RXX^T)$ vanishes (slowly) as $d, n \rightarrow \infty$. When proving the consistency of the Lasso pilot estimate [\(3\)](#), however, we allow the common relaxation of Assumption 4 that the minimum eigenvalue of $E(RXX^T)$ is only bounded away from zero over the cone $\mathcal{C}_1(S_\beta, 3)$:

$$\inf_{v \in \mathcal{C}_1(S_\beta, 3) \cap \mathbb{S}^{d-1}} E[R(X^T v)^2] \geq \kappa_R^2, \tag{17}$$

where $\mathcal{C}_q(S, \vartheta) = \{v \in \mathbb{R}^d : \|v_{S^c}\|_q \leq \vartheta \|v_S\|_q\}$ is a cone of dominant coordinates ([Section 7.2](#) in [Koltchinskii 2011](#)) for some index set $S \subset \{1, \dots, d\}$ and the parameter $\vartheta > 0$ with respect to the norm $\|\cdot\|_q$ for $q \geq 1$. Here, $v_S \in \mathbb{R}^{|S|}$ denotes the subvector with elements of v indexed by S and v_{S^c} is defined in an analogous manner. This relaxed assumption [\(17\)](#) is known as the restricted eigenvalue condition in the literature; see [Section 7.3.1](#) in [Wainwright \(2019\)](#) and also [Bickel et al. \(2009\)](#); [van de Geer and Bühlmann \(2009\)](#). We show by [Lemma E.7](#) in [Section E.9](#) that under [Assumption 2](#), the sample-based complete-case gram matrix $\frac{1}{n} \sum_{i=1}^n R_i X_i X_i^T$ is close to the population one with high probability, so [\(17\)](#) holds interchangeably on these two gram matrices in the setting of this paper.

As for the propensity score estimation, we introduce a mild assumption on the consistency of the estimated propensity scores $\widehat{\pi}_i$ to the true propensity scores $\pi_i = \pi(X_i)$ for $i = 1, \dots, n$.

Assumption 5 (Stochastic control of the propensity score estimation). *Given any $n \geq 1$ and $\delta \in (0, 1)$, there exists $r_\pi \equiv r_\pi(n, \delta) > 0$ such that $P(|\widehat{\pi}_i - \pi_i| > r_\pi) < \delta$ for all $i = 1, \dots, n$.*

Assumption 5 is a non-asymptotic version of the stochastic boundedness for the estimation errors of the propensity scores evaluated at the covariate vectors $X_i, i = 1, \dots, n$. In applications, the exact rate of consistency r_π depends on how we estimate the propensity scores, which can be parametric, nonparametric, or semiparametric methods. As an example, we derive an explicit formula for r_π under the Lasso-type generalized linear regression estimator [\(27\)](#) in [Proposition C.1](#) of [Section C](#). We demonstrate in [Theorem 4](#) and [Theorem 7](#) below that as long as $r_\pi(n, \delta) \rightarrow 0$ for some $\delta \rightarrow 0$ as $n \rightarrow \infty$, the solution to the dual program [\(8\)](#) is consistent and consequently, the debiased estimator [\(5\)](#) is asymptotically normal; see [Section 3.3](#) and [Section 3.4](#) for details. The

rate requirement at which $r_\pi \rightarrow 0$ is essentially irrelevant as shown in (21). These results unveil the possibility of combining our debiased estimator with consistent estimates of the propensity scores obtained from any machine learning approach; see Section 4.4 for numerical experiments.

Remark 2. *In contrast to the existing literature on regression models with missing outcomes, incomplete covariates, or potential outcomes (Rosenbaum and Rubin, 1983; Robins et al., 1994; Chakraborty et al., 2019), we do not require the positivity condition $\pi(x) = \mathbb{P}(R = 1|X = x) > \pi_{\min} > 0$ for all $x \in \text{support}(X) \subset \mathbb{R}^d$. As noted by D’Amour et al. (2021), the positivity condition is too stringent under the context of high-dimensional covariates. Instead, we merely assume that the complete-case population gram matrix $\mathbb{E}(RXX^T)$ is positive definite as in Assumption 4, which is valid even when the positivity condition is violated. For example, $\mathbb{E}(RXX^T)$ will be positive definite if $\text{support}(X)$ has a nonzero Lebesgue measure in \mathbb{R}^d and $\pi(x)$ is positive within a subset of $\text{support}(X)$ with a nonzero Lebesgue measure.*

The population dual program for any $x \in \mathbb{R}^d$ is defined by taking $n \rightarrow \infty$ in (8) under the true propensity scores as:

$$\min_{\ell \in \mathbb{R}^d} \left\{ \frac{1}{4} \mathbb{E} \left[R (X^T \ell)^2 \right] + x^T \ell \right\}. \quad (18)$$

Under Assumption 4, the unique solution to the above population dual program (18) is given by

$$\ell_0(x) := -2 \left[\mathbb{E}(RXX^T) \right]^{-1} x \in \mathbb{R}^d. \quad (19)$$

The population dual solution $\ell_0(x)$ already appears as the “orthogonalization parameter” in the debiased machine learning literature (e.g. Chernozhukov et al., 2018, Example 2.1) and (up to a scaling factor) as the “least favorable sub-model” in Bellec and Zhang (2022). However, in both cases, $\ell_0(x)$ does not arise as the solution to a dual program whose corresponding primal program solves a bias variance trade-off; see Section 2.3. We assume that $\ell_0(x)$ is approximately sparse in the following sense; see also Assumption 6.

Definition 1 (r_ℓ -approximation to $\ell_0(x)$). *For any $x \in \mathbb{R}^d$, we define a r_ℓ -approximation $\tilde{\ell}(x)$ to the population dual solution $\ell_0(x)$ as:*

$$\tilde{\ell}(x) \equiv \tilde{\ell}(x; r_\ell) := \arg \min_{\ell(x) \in \mathbb{R}^d} \{ \|\ell(x)\|_0 : \|\ell(x) - \ell_0(x)\|_2 \leq r_\ell \|\ell_0(x)\|_2 \}, \quad (20)$$

where $r_\ell \in [0, \frac{1}{2}]$ controls the accuracy of approximation.

Remark 3. *Under the stronger Assumption 4, $\mathbb{E}(RXX^T)$ also satisfies the $\mathcal{C}_1(S_\ell(x), 3)$ -restricted eigenvalue condition with some parameter $\kappa_R^2 > 0$ defined in (17), where $S_\ell(x) := \text{support}(\tilde{\ell}(x)) = \{1 \leq k \leq d : \tilde{\ell}_k(x) \neq 0\}$.*

A larger value of r_ℓ gives rise to a sparser approximation $\tilde{\ell}(x)$ to the vector $\ell_0(x)$ of interest. Furthermore, the consistency of $\tilde{\ell}(x)$ requires the approximation parameter r_ℓ for $\tilde{\ell}(x)$ to converge

to 0 in a certain rate as $n \rightarrow \infty$; see the discussion after [Theorem 4](#) in [Section 3.3](#) below. In other words, as the sample size n increases, the unique population dual solution $\ell_0(x)$ must tend to a sparse vector in order for the consistency result to hold. We furnish several sufficient conditions and motivating examples under which [Assumption 6](#) below holds in [Section B](#).

Assumption 6 (Sparsity of $\tilde{\ell}(x)$). *The r_ℓ -approximation $\tilde{\ell}(x) \in \mathbb{R}^d$ to the population dual solution to $\ell_0(x) \in \mathbb{R}^d$ exists and satisfies $s_\ell(x) := \left\| \tilde{\ell}(x) \right\|_0 \ll \min\{n, d\}$.*

3.3 Consistency Results

In this section, we unroll the consistency results of our Lasso pilot estimate [\(3\)](#) and the solution to the dual program [\(8\)](#). Additionally, we discuss the strong duality theory of our debiasing inference method and validate the asymptotic negligibility of the ‘‘Conditional variance II’’ term in [Proposition 2](#) of [Section 2.3](#).

Theorem 3 (Consistency of the Lasso pilot estimate with complete-case data). *Let $\delta \in (0, 1)$ and $A_1, A_2 > 0$ be some absolute constants. Suppose that [Assumptions 1, 2, and 4](#) (more precisely, [Eq.\(17\)](#)) hold and n is sufficiently large so that*

$$\sqrt{\frac{s_\beta \log(ed/s_\beta)}{n}} + \sqrt{\frac{\log(1/\delta)}{n}} < \min \left\{ \frac{\kappa_R^2}{A_1 \phi_{s_\beta}}, 1 \right\}.$$

(a) *If $\lambda > \frac{4}{n} \left\| \sum_{i=1}^n R_i X_i \epsilon_i \right\|_\infty > 0$ and $d \geq s_\beta + 2$, then with probability at least $1 - \delta$,*

$$\left\| \hat{\beta} - \beta_0 \right\|_2 \lesssim \frac{\sqrt{s_\beta \lambda}}{\kappa_R^2}.$$

(b) *If, in addition, [Assumption 3](#) holds and $\lambda = A_2 \sigma_\epsilon \sqrt{\frac{\phi_1 \log(d/\delta)}{n}}$, then with probability at least $1 - \delta$,*

$$\left\| \hat{\beta} - \beta_0 \right\|_2 \lesssim \frac{\sigma_\epsilon}{\kappa_R^2} \sqrt{\frac{\phi_1 s_\beta \log(d/\delta)}{n}}.$$

Remark 4. *If $\log d = o(n)$ with $d > n$ and $\sigma_\epsilon, \phi_1 > 0$ are independent of n and d , then we obtain the asymptotic consistency result $\left\| \hat{\beta} - \beta_0 \right\|_2 = O_P \left(\frac{1}{\kappa_R^2} \sqrt{\frac{s_\beta \log d}{n}} \right)$ by setting $\delta = \frac{1}{d}$.*

The proof of [Theorem 3](#) is in [Section E.3](#). It implies that the Lasso pilot estimate $\hat{\beta}$ in [\(3\)](#) based on the complete-case data is consistent. This property is a consequence of our MAR assumption and the lower eigenvalue bound condition on $E(RXX^T)$ ([Assumption 4](#)), because the conditional distribution of Y given X remains unchanged on the complete-case data ($R = 1$) and the loss function in [\(3\)](#) is ‘‘strictly convex’’ with the cone in which $\hat{\beta}$ lies.

Next, we present the consistency result for the dual solution $\widehat{\ell}(x)$ to the sparse r_ℓ -approximation $\widetilde{\ell}(x)$. Among other things, the rate of consistency for $\widehat{\ell}(x)$ depends on the rate of consistency $r_\pi = r_\pi(n, \delta)$ for estimating propensity scores.

Theorem 4 (Consistency of the dual solution $\widehat{\ell}(x)$). *Let $\delta \in (0, 1)$, $x \in \mathbb{R}^d$ be a fixed covariate vector, and $A_1, A_2, A_3 > 0$ be some large absolute constants. Suppose that Assumptions 1, 2, 4, 5, and 6 hold as well as*

$$\sqrt{\frac{s_\ell(x) \log(ed/s_\ell(x))}{n}} + \sqrt{\frac{\log(1/\delta)}{n}} + r_\pi < \min \left\{ \frac{\kappa_R^2}{A_1 \phi_{s_\ell(x)}}, 1 \right\} \quad \text{and} \quad d \geq s_\ell(x) + 2.$$

We denote $r_\gamma \equiv r_\gamma(n, \delta) = \frac{\sqrt{\phi_1}}{\kappa_R} \|x\|_2 \sqrt{\frac{\log(d/\delta)}{n}} + \frac{\sqrt{\phi_1 \phi_{s_\ell(x)}} \|x\|_2}{\kappa_R^2} \cdot r_\pi$. If $\frac{\gamma}{n} = A_2 \cdot r_\gamma$ and

$$r_\ell \leq \min \left\{ \frac{1}{2}, \left[\left(\frac{A_2^2 \kappa_R^6 \phi_1}{A_3^2 \|x\|_2 \phi_{s_\ell(x)}} \right)^{\frac{1}{4}} \left(\frac{\log(d/\delta)}{n} \right)^{\frac{1}{4}} + \left(\frac{A_2^2 \phi_1 \kappa_R^4}{A_3^2 \phi_{s_\ell(x)} \|x\|_2^2} \right)^{\frac{1}{4}} \sqrt{r_\pi} \right] \right\},$$

then with probability at least $1 - \delta$,

$$\left\| \widehat{\ell}(x) - \widetilde{\ell}(x) \right\|_2 \lesssim \frac{\|x\|_2}{\kappa_R^3} \left[\sqrt{\frac{\phi_1 s_\ell(x) \log(d/\delta)}{n}} + \frac{\phi_{s_\ell(x)}}{\kappa_R} \cdot r_\ell + \frac{\sqrt{\phi_1 \phi_{s_\ell(x)} s_\ell(x)}}{\kappa_R} \cdot r_\pi \right].$$

Remark 5. *If $\log d = o(n)$, $\|x\|_2 = O(1)$, and $\phi_1, \phi_{s_\ell(x)}$ are independent of n and d , then we obtain the asymptotic consistency result*

$$\left\| \widehat{\ell}(x) - \widetilde{\ell}(x) \right\|_2 = O_P \left(\frac{1}{\kappa_R^3} \sqrt{\frac{s_\ell(x) \log d}{n}} + \frac{r_\ell}{\kappa_R^4} + \frac{r_\pi \sqrt{s_\ell(x)}}{\kappa_R^4} \right)$$

by setting $\delta = \frac{1}{d}$. This asymptotic rate of convergence comprises two parts. The first part is of the order $O_P \left(\frac{1}{\kappa_R^3} \sqrt{\frac{s_\ell(x) \log d}{n}} + \frac{r_\ell}{\kappa_R^4} \right)$, which is the oracle rate of convergence for $\left\| \widehat{\ell}(x) - \widetilde{\ell}(x) \right\|_2$ when the true propensity scores are known; see Lemma E.1 of Section E.4. The second part is of the order $O_P \left(\frac{r_\pi \sqrt{s_\ell(x)}}{\kappa_R^4} \right)$, which is related to the consistency of the propensity score estimation.

The proof of Theorem 4 is in Section E.4. By triangle inequality, this result implies that

$$\begin{aligned} \left\| \widehat{\ell}(x) - \ell_0(x) \right\|_2 &\leq \left\| \widehat{\ell}(x) - \widetilde{\ell}(x) \right\|_2 + \left\| \widetilde{\ell}(x) - \ell_0(x) \right\|_2 \\ &= O_P \left(\frac{1}{\kappa_R^3} \sqrt{\frac{s_\ell(x) \log d}{n}} + \left(\frac{1 + \kappa_R^2}{\kappa_R^4} \right) r_\ell + \frac{r_\pi \sqrt{s_\ell(x)}}{\kappa_R^4} \right). \end{aligned}$$

Thus, the dual solution $\widehat{\ell}(x)$ is consistent for the population dual solution $\ell_0(x)$ under the setup in Remark 5 if $\frac{1}{\kappa_R^3} \sqrt{\frac{s_\ell(x) \log d}{n}} \rightarrow 0$, $\left(\frac{1 + \kappa_R^2}{\kappa_R^4} \right) r_\ell \rightarrow 0$, and $\frac{r_\pi \sqrt{s_\ell(x)}}{\kappa_R^4} \rightarrow 0$ as $n \rightarrow \infty$. In particular, we only need to consistently estimate the propensity scores $\pi_i, i = 1, \dots, n$ because the rate of consistency

r_π depends on the in-sample prediction; see Remark 8 below.

The assumptions in Theorem 4 are also sufficient to establish strong duality between the primal debiasing program (4) and its dual (8) as follows, whose proof is in Section E.5.

Lemma 5 (Sufficient conditions for strong duality). *Let $\delta \in (0, 1)$. Under the assumptions of Theorem 4, there exists $\gamma > 0$ such that $\frac{\gamma}{n} \asymp r_\gamma \equiv r_\gamma(n, \delta)$ and strong duality as well as the relation (9) in Proposition 1 hold with probability at least $1 - \delta$.*

The consistency results for the Lasso pilot estimate $\widehat{\beta}$ and the dual solution $\widehat{\ell}(x)$ also imply that under mild regularity conditions, the ‘‘Conditional variance II’’ term in Proposition 2 is asymptotically negligible; see Lemma 6 and its proof in Section E.5. This result completes the motivation of the debiased program (4) from the perspective of (conditional) bias-variance trade-off in Section 2.3.

Lemma 6 (Negligible conditional variance term). *Suppose that Assumptions 1, 2, 3, 4, 5, and 6 hold as well as*

$$[s_\beta \log(d/s_\beta) + s_\ell(x) \log(d/s_\ell(x))]^2 = O(\sqrt{n}), \quad \frac{\|x\|_2}{\kappa_R^2} \sqrt{\phi_{2s_\ell(x)} \phi_{2s_\beta}} = O(1), \quad \text{and} \quad r_\ell = O(1).$$

If $\|\widehat{\beta} - \beta_0\|_2 = o_P(1)$ and $\|\widehat{\ell}(x) - \widetilde{\ell}(x)\|_2 = o_P(1)$, then the ‘‘Conditional variance II’’ term in Proposition 2 is asymptotically negligible in the sense that

$$\left(\beta_0 - \widehat{\beta}\right)^T \left[\sum_{i=1}^n \widehat{w}_i^2(x) \widehat{\pi}_i (1 - \widehat{\pi}_i) X_i X_i^T \right] \left(\beta_0 - \widehat{\beta}\right) = o_P(1).$$

3.4 Asymptotic Normality

In this section, we leverage the consistency results from Section 3.3 to establish the asymptotic normality of the debiased estimator $\widehat{m}^{\text{debias}}(x; \widehat{\mathbf{w}})$ in (5). As mentioned in Section 3.1, the key observation for applying the CLT is the linear expansion (15) based on the dual solution.

Theorem 7 (Asymptotic normality of the debiased estimator). *Let $x \in \mathbb{R}^d$ be a fixed query point and $s_{\max} = \max\{s_\beta, s_\ell(x)\}$. Suppose that Assumptions 1, 2, 3, 4, 5, and 6 hold and $\lambda, \gamma, r_\ell > 0$ are specified as in Theorem 3(b) and Theorem 4, respectively. Furthermore, we assume that $\sigma_\epsilon \phi_1 \phi_{s_{\max}}^{3/2} \|x\|_2 = O(1)$,*

$$\frac{(1 + \kappa_R^2) s_{\max} \log(nd)}{\kappa_R^4} = o(\sqrt{n}), \quad \text{and} \quad \frac{(1 + \kappa_R^4) \sqrt{\log(nd)}}{\kappa_R^6} (\sqrt{s_{\max}} \cdot r_\ell + s_{\max} r_\pi) = o(1). \quad (21)$$

Then, when $\sigma_m^2(x) = \lim_{n \rightarrow \infty} \sigma_\epsilon^2 \cdot x^T [\mathbb{E}(RXX^T)]^{-1} x$ exists, we have that

$$\sqrt{n} \left[\widehat{m}^{\text{debias}}(x; \widehat{\mathbf{w}}) - m_0(x) \right] \xrightarrow{d} \mathcal{N}(0, \sigma_m^2(x)).$$

The proof of Theorem 7 can be found in Section E.6, and we make four remarks for this paramount result.

Remark 6 (Semi-parametric efficiency). *Given any fixed dimension $d > 0$, the asymptotic variance*

$$\sigma_{m,d}^2(x) = \sigma_\epsilon^2 \cdot x^T [\mathbb{E}(RXX^T)]^{-1} x = \sigma_\epsilon^2 \cdot x^T \{\mathbb{E}[\pi(X)XX^T]\}^{-1} x$$

for our debiased estimator achieves the semi-parametric efficiency bound among all asymptotically linear estimators with the MAR outcome (Müller and Keilegom, 2012). It also attains the efficiency bound for de-sparsified Lasso in Theorem 3 of Jankova and van de Geer (2018) under Gaussian covariates and noises. This key property demonstrates the superiority of our debiasing inference method in terms of statistical efficiency.

Remark 7 (Requirement on the query point $x \in \mathbb{R}^d$). *We require $\|x\|_2 = O(1)$ to control higher-order remainder terms and establish asymptotic normality of $\hat{m}^{\text{debias}}(x; \hat{\omega})$. This requirement may seem contradictory to the standard result $\|x\|_2 = O_P(\sqrt{d})$ in high-dimensional statistics when x is drawn from a sub-Gaussian distribution; see Theorem 3.1.1 in Vershynin (2018). However, for those scenarios where $\|x\|_2$ grows with dimension d , we can always apply our debiasing method to the normalized query point $\frac{x}{\|x\|_2}$. Since the solution $\hat{\omega} \equiv \hat{\omega}\left(\frac{x}{\|x\|_2}\right)$ to our debiasing program (4) is adaptive to the normalization, the resulting debiased estimator $\hat{m}^{\text{debias}}\left(\frac{x}{\|x\|_2}; \hat{\omega}\right)$ and associated asymptotic confidence intervals can be rescaled with $\|x\|_2$ in order to obtain asymptotically valid confidence intervals for $m_0(x) = x^T \beta_0$.*

Remark 8 (In-sample consistency of the propensity score estimation). *Our debiased estimator is asymptotically normal as long as the propensity scores are pointwise consistently estimated at in-sample data points, because the rate requirement (21) on r_π relies only on the in-sample prediction. Furthermore, unlike double/debiased machine learning (Chernozhukov et al., 2018), there is no need to leverage sample-splitting or cross-fitting when estimating the nuisance propensity score $\pi(X) = \mathbb{P}(R = 1|X)$ in order to guarantee the asymptotic normality. While we derive $r_\pi = O_P\left(\frac{\log d}{\sqrt{n}}\right)$ under the Lasso-type generalized linear regression estimator (27) in Proposition C.1 of Section C, this in-sample prediction rate of consistency is, in general, slower than those rates from more complicated machine learning methods such as deep neural networks (Farrell et al., 2021), random forests (Gao et al., 2022), and support vector machines with universal kernels (such as the Gaussian radial basis function) (Steinwart, 2001). The higher learnability of these propensity score estimation methods leads to better performances of our debiasing method; see Section 4.4 for numerical experiments.*

Remark 9 (Necessary sparsity condition). *Compared with the consistency results in Theorem 4, we impose a stricter growth condition $s_{\max} = \max\{s_\beta, s_\ell(x)\} = o\left(\frac{\sqrt{n}}{\log d}\right)$ on the sparsity level in order to establish the asymptotic normality, provided that other model parameters $\sigma_\epsilon, \phi_{s_{\max}}, \kappa_R$ are independent of n and d . The requirement on the sparsity level s_β is a standard and essentially necessary condition in the high-dimensional debiased inference literature in pursuit of asymptotic normality (van de Geer et al., 2014; Javanmard and Montanari, 2014a, 2018; Cai et al., 2021); see also the discussion in Section 8.6 of Jankova and van de Geer (2018). The condition on the sparsity level $s_\ell(x)$ of the population dual solution $\ell_0(x) = -2[\mathbb{E}(RXX^T)]^{-1}x$ to (18) is novel and due*

to the fact that we establish the asymptotic normality of our debiased estimator for $m_0(x) = x^T \beta_0$ but not the debiased estimator of the regression vector $\beta_0 \in \mathbb{R}^d$. Notably, [Bellec and Zhang \(2022\)](#) imposed a slightly weaker sparsity condition on essentially the same object as $\ell_0(x)$ and only required $s_\ell(x) = o\left(\frac{n}{\log d}\right)$. We plan to investigate in future research whether we can further improve our proof technique and weaken our sparsity condition to match theirs.

To utilize the asymptotic normality of [Theorem 7](#) and conduct inference on $m_0(x)$ in practice, we need to estimate the asymptotic variance $\sigma_m^2(x)$ or $\sigma_{m,d}^2(x)$ under the current dimension d . [Proposition 8](#) below verifies that the objective function $\sum_{i=1}^n \hat{\pi}_i \hat{w}_i^2(x)$ in our debiasing program is a consistent estimator of $\sigma_{m,d}^2(x)$ under the known noise level σ_ϵ^2 ; see [Section E.7](#) for its proof.

Proposition 8 (Consistent estimate of the asymptotic variance). *Let $x \in \mathbb{R}^d$ be a fixed query point. Suppose that Assumptions 1, 2, 4, 5, and 6 hold and $\gamma, r_\ell > 0$ are specified as in [Theorem 4](#). Furthermore, we assume that $\|x\|_2^2 \phi_{s_\ell(x)}^2 = O(1)$, $\frac{(1+\kappa_R^3)}{\kappa_R^5} \sqrt{\frac{s_\ell(x) \log(nd)}{n}} = o(1)$, and $\frac{(1+\kappa_R^4)}{\kappa_R^6} \left[r_\ell + r_\pi \sqrt{s_\ell(x)} \right] = o(1)$. Then,*

$$\left| \sum_{i=1}^n \hat{\pi}_i \hat{w}_i^2(x) - x^T [\mathbb{E}(RXX^T)]^{-1} x \right| = o_P(1).$$

This result again motivates the design of our debiasing program as in [Section 2.3](#) and supports the formulation of our asymptotically valid confidence interval [\(6\)](#). When the noise level σ_ϵ^2 is unknown in practice, one can always replace it with a consistent estimator $\hat{\sigma}_\epsilon^2$ without losing any asymptotic efficiency and obtain the final estimator $\hat{\sigma}_\epsilon^2 \sum_{i=1}^n \hat{\pi}_i \hat{w}_i^2(x)$ for the asymptotic variance. There are various approaches available in the literature to construct such an estimator for σ_ϵ^2 ([Zhang, 2010](#); [Fan et al., 2012](#); [Dicker, 2012](#); [Bayati et al., 2013](#); [Belloni and Chernozhukov, 2013](#); [Reid et al., 2016](#)). In our simulation studies and real-world application, we use the scaled Lasso ([Sun and Zhang, 2012](#)) with automatically selected regularization parameter $\lambda > 0$ to obtain $\hat{\sigma}_\epsilon^2$ (and the Lasso pilot estimate $\hat{\beta}$ simultaneously); see [Section A](#) for details.

4 Experiments

In this section, we evaluate the empirical performance of our proposed debiasing inference method in [Section 2.1](#) and compare it with several existing high-dimensional inference methods in the literature through comprehensive simulation studies.

4.1 Basic Simulation Design and Methods to Be Compared

We generate the i.i.d. data $\{(Y_i, R_i, X_i)\}_{i=1}^n \subset \mathbb{R} \times \{0, 1\} \times \mathbb{R}^d$ from the following linear model

$$Y_i = X_i^T \beta_0 + \epsilon_i \quad \text{with} \quad X_i \perp \epsilon_i, \quad Y_i \perp R_i | X_i, \quad \text{and} \quad X_i \sim \mathcal{N}_d(\mathbf{0}, \Sigma), \quad (22)$$

where $d = 1000$ and $n = 900$ unless stated otherwise. In order to investigate the effect of different covariance structures $\Sigma \in \mathbb{R}^{d \times d}$, sparsity patterns of the true regression vector $\beta_0 \in \mathbb{R}^d$, and designs of the query point $x \in \mathbb{R}^d$ on the finite-sample performances of the candidate high-dimensional inference methods, we consider all possible combinations of the following simulation designs.

Choices of the covariance matrix: We consider two standard designs of $\Sigma = (\Sigma_{jk})_{j,k=1}^d$ from the literature:

- (i) The circulant symmetric matrix Σ^{cs} in [Javanmard and Montanari \(2014a\)](#) defined by $\Sigma_{jj} = 1$, $\Sigma_{jk} = 0.1$ when $j + 1 \leq k \leq j + 5$ or $j + d - 5 \leq k \leq j + d - 1$ with $\Sigma_{jk} = 0$ elsewhere for $j \leq k$, and $\Sigma_{jk} = \Sigma_{kj}$;
- (ii) The Toeplitz (or auto-regressive) matrix Σ^{ar} in [van de Geer et al. \(2014\)](#) defined by $\Sigma_{jk} = 0.9^{|j-k|}$.

Designs of the regression vector: For the true value of $\beta_0 \in \mathbb{R}^d$, we consider three different scenarios as:

- (i) $\beta_0^{\text{sp}} = \left(\underbrace{\sqrt{5}, \dots, \sqrt{5}}_5, 0, \dots, 0 \right)^T \in \mathbb{R}^d$ is sparse;
- (ii) $\beta_0^{\text{de}} \propto \left(1, \frac{1}{\sqrt{2}}, \dots, \frac{1}{\sqrt{d}} \right)^T \in \mathbb{R}^d$ is dense with $\|\beta_0^{\text{de}}\|_2 = 5$;
- (iii) $\beta_0^{\text{pd}} \propto \left(1, \frac{1}{2}, \dots, \frac{1}{d} \right)^T \in \mathbb{R}^d$ is pseudo-dense $\|\beta_0^{\text{pd}}\|_2 = 5$.

Designs of the query point: We conduct experiments on the following four different choices of the query point $x \in \mathbb{R}^d$:

- (i) $x^{(1)} = (1, 0, \dots, 0)^T \in \mathbb{R}^d$ to infer the individual effect of the first (significantly nonzero) component of β_0 ;
- (ii) $x^{(2)} = \left(1, \frac{1}{2}, \frac{1}{4}, 0, 0, 0, \frac{1}{2}, \frac{1}{8}, 0, \dots, 0 \right)^T \in \mathbb{R}^d$ to infer the joint effects of a few components of β_0 ;
- (iii) $x^{(3)} = \left(0, \dots, 0, \underbrace{1}_{100^{\text{th}}}, 0, \dots, 0 \right)^T \in \mathbb{R}^d$ to infer an inactive (*i.e.*, truly zero or close to zero) component of β_0 ;
- (iv) $x^{(4)} = \left(1, \frac{1}{2}, \dots, \frac{1}{d} \right)^T \in \mathbb{R}^d$ for the circulant symmetric covariance cases, and $x^{(4)} = \left(1, \frac{1}{2}, \dots, \frac{1}{d} \right)^T \in \mathbb{R}^d$ for the Toeplitz covariance cases. The purpose of choosing a relatively dense query point $x^{(4)}$ is to study the joint effect of all the components of β_0 .

MAR mechanism: After $Y_i, i = 1, \dots, n$ are sampled according to (22), we define the missingness indicators $R_i, i = 1, \dots, n$ for $Y_i, i = 1, \dots, n$ through the MAR mechanism by

$$P(R_i = 1 | X_i) = \frac{1}{1 + \exp(-1 + X_{i7} - X_{i8})} \quad \text{for } i = 1, \dots, n. \quad (23)$$

In general, the above MAR mechanism yields around 28% of missingness for the outcome variables $Y_i, i = 1, \dots, n$, making the complete-case data even more high-dimensional. Additional simulation results under a simpler MCAR setting are deferred to [Section D.2](#).

Noise distribution: We first generate the noise variables $\epsilon_i, i = 1, \dots, n$ independently from $\mathcal{N}(0, 1)$. Other types of the noise distributions that violate the sub-gaussian noise condition ([Assumption 3](#)) are considered in [Section 4.3](#).

Methods to be compared: To demonstrate the statistical efficiency of our proposed debiasing method (“**Debias**”), we compare it with several existing inference methods in the literature. The detailed implementation of our proposed method can be found in [Section A](#), where we also explain the three different criteria “min-CV”, “1SE”, and “min-feas” for selecting the tuning parameter $\gamma > 0$ via cross-validation. For a fair comparison, we implement all of the following comparative methods on (i) the complete-case (CC) data $(X_i, Y_i) \in \mathbb{R}^d \times \mathbb{R}$ with $R_i = 1$ for $i = 1, \dots, n$, (ii) the inverse probability weighted (IPW) data $\left(\frac{X_i}{\sqrt{\hat{\pi}_i}}, \frac{Y_i}{\sqrt{\hat{\pi}_i}}\right) \in \mathbb{R}^d \times \mathbb{R}$ with $R_i = 1$ for $i = 1, \dots, n$, and (iii) the oracle fully observed data $(X_i, Y_i), i = 1, \dots, n$. Here, $\hat{\pi}_i, i = 1, \dots, n$ are estimated propensity scores by the default Lasso-type logistic regression as described in [Section C](#).

- (i) “**DL-Jav**” is the debiased Lasso proposed by [Javanmard and Montanari \(2014a\)](#) that solves d convex programs for an unbiased estimator for β_0 and a consistent estimate for the asymptotic covariance matrix. The method is implemented by the source code `sslasso` provided in their paper. We select the tuning parameters as their [Section 5.1](#).
- (ii) “**DL-vdG**” is the debiased Lasso proposed by [van de Geer et al. \(2014\)](#) that solves d nodewise regressions for the debiased estimator of β_0 and the estimate of its asymptotic covariance matrix. This method is implemented via the function `lasso.proj` in the R package `hdi` ([Dezeure et al., 2015](#)).
- (iii) “**R-Proj**” is the ridge projection method proposed by [Bühlmann \(2013\)](#) that produces a bias-corrected estimator of β_0 via a ridge regression estimator. This method is implemented by the function `ridge.proj` in the R package `hdi`. We initialize the estimation of β_0 with an estimate obtained from the scaled Lasso. Since it is difficult to obtain a consistent estimate of the asymptotic covariance matrix from the function `ridge.proj`, we only run “R-Proj” when the query point is $x^{(1)}$ or $x^{(3)}$. This means that we only conduct inference on single coordinates of β_0 under these scenarios.
- (iv) “**Refit**” first runs the scaled Lasso to obtain a pilot estimate $\hat{\beta}$ and then computes the final least-square estimate based on covariates in the support set of $\hat{\beta}$ ([Belloni and Chernozhukov, 2013](#)).

Confidence intervals for “DL-Jav”, “DL-vdG”, and “R-Proj” are constructed according to their asymptotic normality results, while the confidence intervals from “Refit” are based on the assumption that the selected model by the Lasso pilot estimate $\hat{\beta}$ contains the true support set. Contrary to our asymptotic normality theory in [Section 3.4](#), these estimators need not be semi-parametrically efficient.

4.2 Simulation Results Under the Gaussian Noise Distribution

We evaluate the performances of our proposed debiasing method and the existing inference methods stated above via the average absolute bias $|\widehat{m}^{\text{debias}}(x) - m_0(x)|$, the average coverage of confidence intervals with the 95% nominal coverage probability, and the average length of confidence intervals over 1000 Monte Carlo experiments for each simulation scenario stated in Section 4.1.

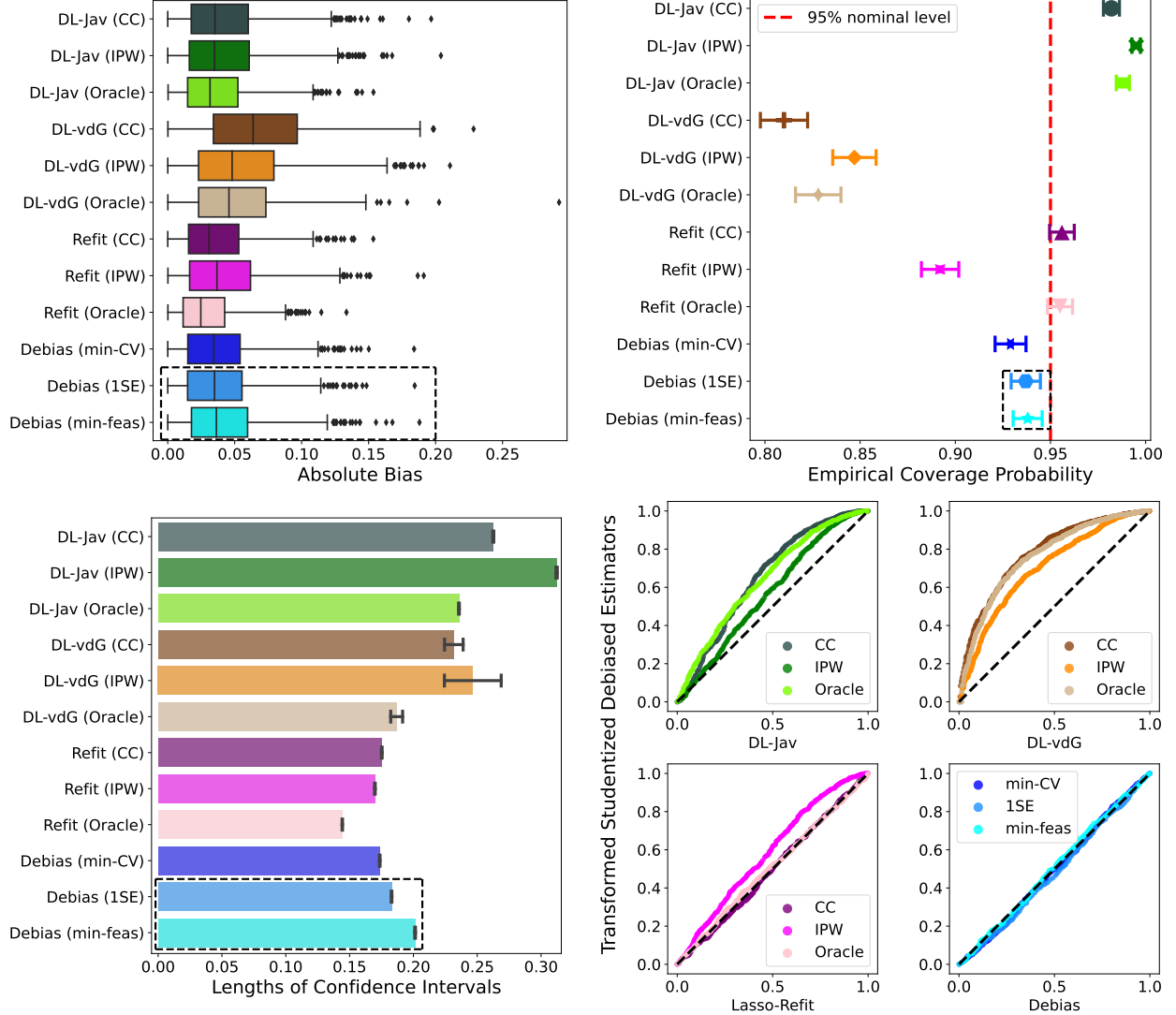


Figure 2: Simulation results with sparse β_0^{SP} and sparse $x^{(2)}$ for the circulant symmetric covariance matrix Σ^{CS} under the Gaussian noise $\mathcal{N}(0, 1)$ and MAR setting (23). **Top Left:** Boxplots of absolute bias. **Top Right:** Coverage probabilities with standard error bars. **Bottom Left:** Average lengths of confidence intervals with standard error bars. **Bottom Right:** Four comparative “QQ-plots” of the transformed studentized debiased estimators $\Phi(\sqrt{n} \cdot \widehat{\sigma}_n^{-1}(x) [\widehat{m}(x) - m_0(x)])$ obtained from different debiasing methods, where $\widehat{\sigma}_n(x)^2$ is the estimated (asymptotic) variance of $\widehat{m}(x)$ by each method and $\Phi(\cdot)$ is the CDF of $\mathcal{N}(0, 1)$. We also highlight the recommended rules “1SE” and “min-feas” for our proposed debiasing method via dashed rectangles in the first three panels.

We provide comparative plots in terms of the three evaluation metrics and normality test on a selected simulation setting in [Figure 2](#) while deferring the full simulation results for both the circulant symmetric and Toeplitz (or auto-regressive) covariance designs to [Figure 7](#) and [Table 1-2](#) in [Section D.1](#), respectively. In summary, our proposed debiasing method removes roughly the same amount of bias as the debiased Lasso “DL-Jav” and the Lasso refitting “Refit” but yields relatively shorter confidence intervals and more accurate coverage probabilities than these two methods. While the ridge projection “R-Proj” sometimes produces better coverage probabilities than other methods, it always has larger biases and more conservative confidence intervals.

The superiority of our debiasing method is better revealed when the query point $x \in \mathbb{R}^d$ has many nonzero entries. Since the competing methods are asymptotically normal only coordinate-wise, they suffer from substantial biases and inflated variances if applied to a dense query point. In contrast, the debiased estimator from our method is asymptotically semi-parametrically efficient for arbitrary x in [Theorem 7](#) and its asymptotic variance can be naturally estimated in [Proposition 8](#). Hence, the asymptotic normality of our debiased estimator can better exemplify in finite samples than the competing methods. All these simulation results consolidate the derived theoretical properties of our debiasing method in [Section 3](#) and demonstrate its effectiveness in conducting valid statistical inference under missing outcomes.

4.3 Simulation Results Under Heavy-Tailed Noise Distributions

The consistency and asymptotic normality results for our debiasing inference methods are derived under the sub-gaussian noise condition ([Assumption 3](#)), and our previous simulation results in [Section 4.2](#) are conducted with normally distributed noises accordingly. We showcase through additional simulations that the asymptotic normality of our debiased estimator ([5](#)) is valid even when the distribution of the noise ϵ in model ([1](#)) is not sub-gaussian. To this end, we follow the simulation designs in [Section 4.1](#) but explore two heavy-tailed noise distributions as:

- (i) ϵ follows a Laplace distribution with mean 0 and scale parameter $\frac{1}{\sqrt{2}}$. Note that ϵ becomes sub-exponentially distributed and has variance $\text{Var}(\epsilon) = 1$.
- (ii) ϵ follows a mean-zero t -distribution with 2 degrees of freedom. In this case, ϵ is not even sub-exponential and has infinite variance.

We present the selected plots and asymptotic normality validations in [Figure 3](#) and [Figure 4](#), while again deferring the full comparative simulation results for both the circulant symmetric and Toeplitz covariance designs to [Table 3-4](#) and [Table 5-6](#) in [Section D.1](#), respectively. In short, the debiased estimator appears to be approximately normally distributed in finite samples even when the noise distribution is heavy-tailed, while other competing methods fail to maintain their asymptotic normality. Other conclusions from these simulation results are similar to what we have described in [Section 4.2](#).

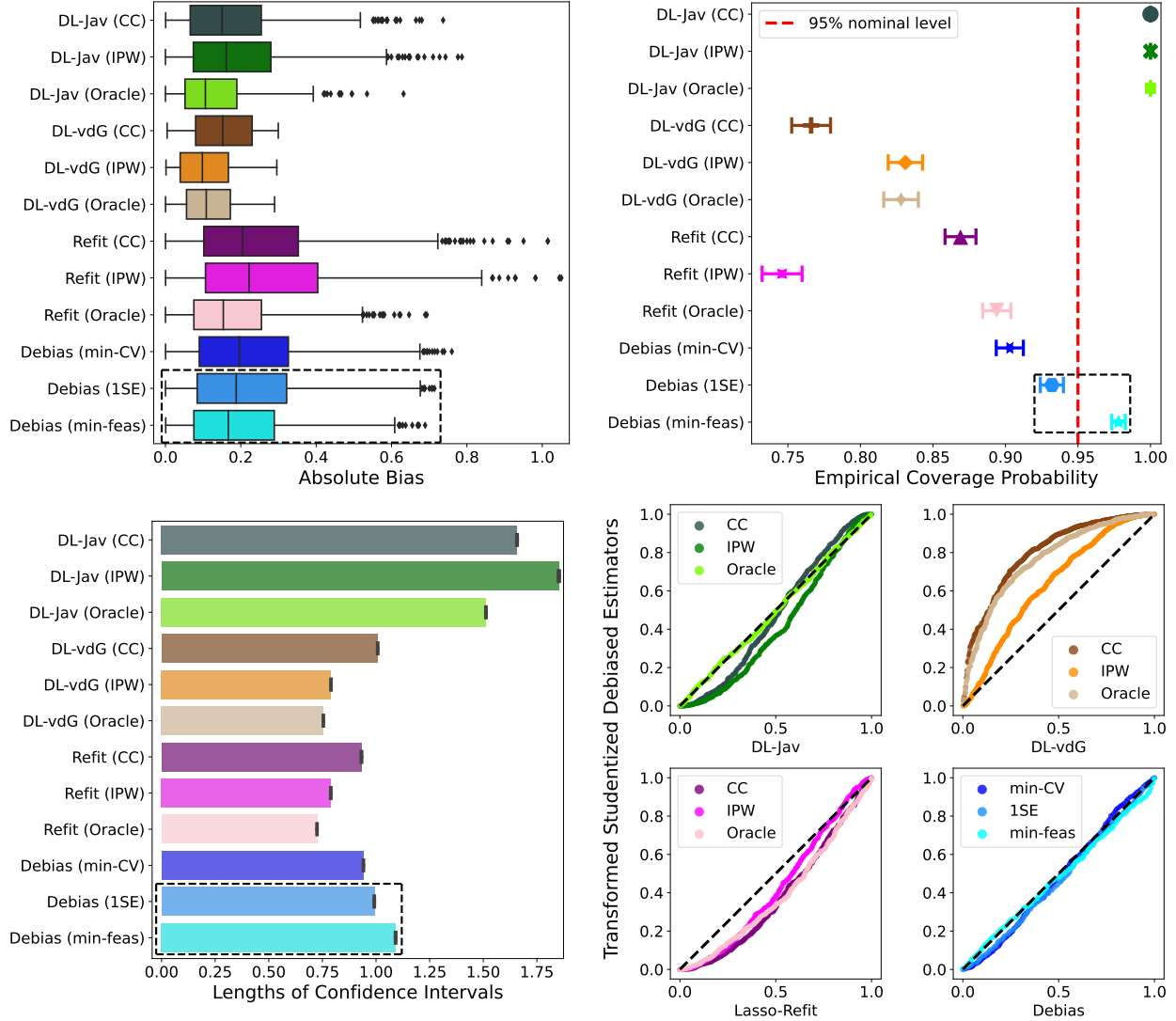


Figure 3: Simulation results with dense β_0^{de} and sparse $x^{(2)}$ for the circulant symmetric covariance matrix Σ^{cs} under the Laplace $(0, \frac{1}{\sqrt{2}})$ distributed noise and the MAR setting (23). **Top Left:** Boxplots of the absolute bias. **Top Right:** Coverage probabilities with standard error bars. **Bottom Left:** Average lengths of confidence intervals with standard error bars. **Bottom Right:** Four comparative “QQ-plots” of the transformed studentized debiased estimators $\Phi(\sqrt{n} \cdot \hat{\sigma}_n^{-1}(x)[\hat{m}(x) - m_0(x)])$ obtained from different debiasing methods, where $\hat{\sigma}_n(x)^2$ is the estimated (asymptotic) variance of $\hat{m}(x)$ by each method and $\Phi(\cdot)$ is the CDF of $\mathcal{N}(0, 1)$.

4.4 Simulation Results for the Proposed Debiasing Method With Nonparametrically Estimated Propensity Scores

As shown in Theorem 4 and Theorem 7, the consistency and asymptotic normality of the proposed debiasing method do not require any parametric assumption on the propensity score $P(R = 1|X)$ under MAR condition. Therefore, we now conduct additional simulation studies for our debiasing method in which the propensity scores $\pi(X_i), i = 1, \dots, n$ are estimated by the following nonlin-

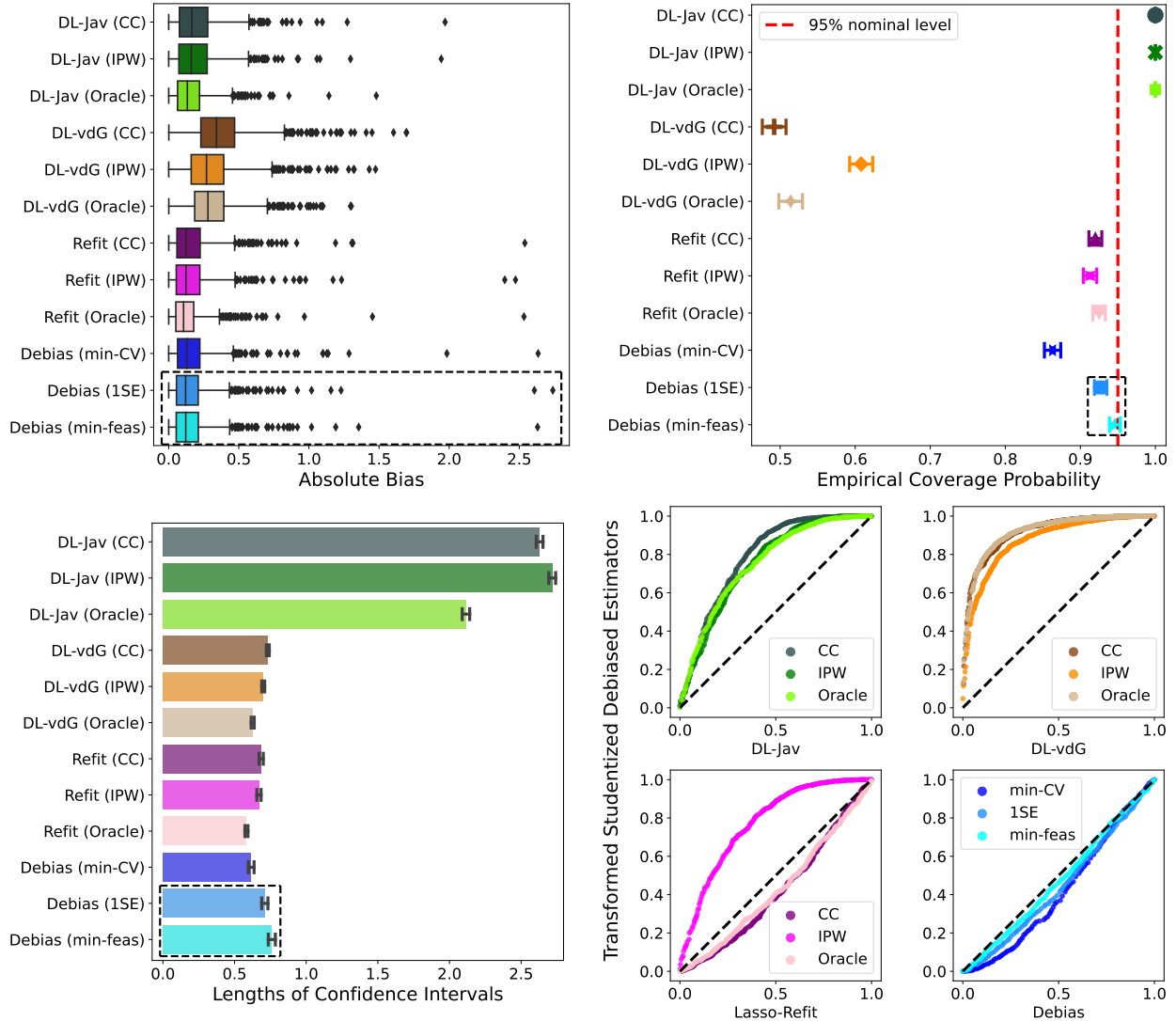


Figure 4: Simulation results with pseudo-dense β_0^{pd} and dense $x^{(4)}$ for the Toeplitz (or auto-regressive) covariance matrix Σ^{ar} under the t_2 distributed noise and the MAR setting (23). **Top Left:** Boxplots of the absolute bias. **Top Right:** Coverage probabilities with standard error bars. **Bottom Left:** Average lengths of confidence intervals with standard error bars. **Bottom Right:** Four comparative “QQ-plots” of the transformed studentized debiased estimators $\Phi(\sqrt{n} \cdot \hat{\sigma}_n^{-1}(x)[\hat{m}(x) - m_0(x)])$ obtained from different debiasing methods, where $\hat{\sigma}_n(x)^2$ is the estimated (asymptotic) variance of $\hat{m}(x)$ by each method and $\Phi(\cdot)$ is the CDF of $\mathcal{N}(0, 1)$.

ear/nonparametric machine learning methods based on the observed data $\{(X_i, R_i)\}_{i=1}^n$. All of these methods are implemented in the `scikit-learn` package (Pedregosa et al., 2011) in Python.

Naive Bayes (“NB”): We adapt Gaussian naive Bayes method (Zhang, 2004) to model the propensity scores through $\pi(X_i) = P(R_i|X_{i1}, \dots, X_{in}) = \frac{P(R_i) \cdot \prod_{k=1}^n P(X_{ik}|R_i)}{P(X_{i1}, \dots, X_{in})}$ for any $i = 1, \dots, n$, where $P(X_{ik}|R_i)$ is the density of $\mathcal{N}(\mu_R, \sigma_R^2)$ and μ_R, σ_R are estimated by the maximum likelihood approach.

Random Forest (“RF”): We implement the random forest method (Breiman, 2001) with 100 trees, bootstrapping samples, and the Gini impurity to measure the quality of a split.

Support Vector Machine (“SVM”): We fit a support vector machine (Chen et al., 2005) with the Gaussian radial basis function to classify the missingness indicator R_i based on the observed covariate vector $X_i \in \mathbb{R}^d$ for $i = 1, \dots, n$. The outputs of the trained SVM are regarded as the surrogates of primitive estimated propensity scores.

Neural Network (“NN”): We train a neural network model (Hinton, 1990) with two hidden layers of size 80×50 and use the rectified linear unit function $h(x) = \max\{x, 0\}$ as the activation function. The learning rate η_{NN} is initially set to 0.001 as long as the training loss keeps decreasing and is adaptively changed to $\eta_{\text{NN}}/5$ when two consecutive epochs fail to decrease the training loss.

For the above methods, we also consider their calibrated versions through the Platt’s logistic model (Platt, 1999) that fits an extra logistic regression on the estimated propensity scores $\hat{\pi}_i, i = 1, \dots, n$. However, since the errors of estimated propensity scores and the final performances of the proposed debiased estimator worsens after we apply the calibration to the estimated propensity scores, we choose not to report them here.

The covariate vectors $X_i \in \mathbb{R}^d, i = 1, \dots, n$ are again sampled independently from $\mathcal{N}_d(\mathbf{0}, \Sigma^{\text{cs}})$ with $d = 1000$ and $n = 900$, and the noise variables $\epsilon_i, i = 1, \dots, n$ are generated independently from $\mathcal{N}(0, 1)$ as in Section 4.1. To increase the complexity of estimating the propensity scores, we generate the missing indicators $R_i, i = 1, \dots, n$ for the outcome variables $Y_i, i = 1, \dots, n$ through a different MAR mechanism than the one in Section 4.1 as:

$$P(R_i = 1|X_i) = \Phi\left(-4 + \sum_{k=1}^K Z_{ik}\right), \quad (24)$$

where $\Phi(\cdot)$ is the CDF of $\mathcal{N}(0, 1)$ and the vector (Z_{i1}, \dots, Z_{iK}) contains all polynomial combinations of the first eight components X_{i1}, \dots, X_{i8} of the covariate vector X_i with degrees less than or equal to two (*i.e.*, including the linear, quadratic, and one-way interaction terms).

The simulation results for our debiasing method under the oracle propensity scores (“Oracle”), the Lasso-type logistic regression (28) (“LR”), and the aforementioned nonparametric methods for the propensity score estimation are shown in Figure 5. We provide more comprehensive results with the evaluation metrics from Section 4.2 and an additional measure for the average mean absolute error (“Avg-MAE”) for the estimated propensity scores in Figure 9, Table 7, as well as additional “QQ-plots” in Figure 8 of Section D.1.

The main conclusion from this simulation study is that the performance of our debiasing method can be further improved when the propensity scores are better estimated. Under the MAR mechanism (24) and Gaussian design on covariate vectors $X_i, i = 1, \dots, n$, neural network and Gaussian naive Bayes models outperform other machine learning methods in estimating the propensity scores and lead to the subsequent debiased estimators with lower biases, better coverages, and shorter confidence intervals in general. Conversely, the Lasso-type logistic regression is mis-specified and consequently degrades the performance of the resulting debiased estimator. Another interesting

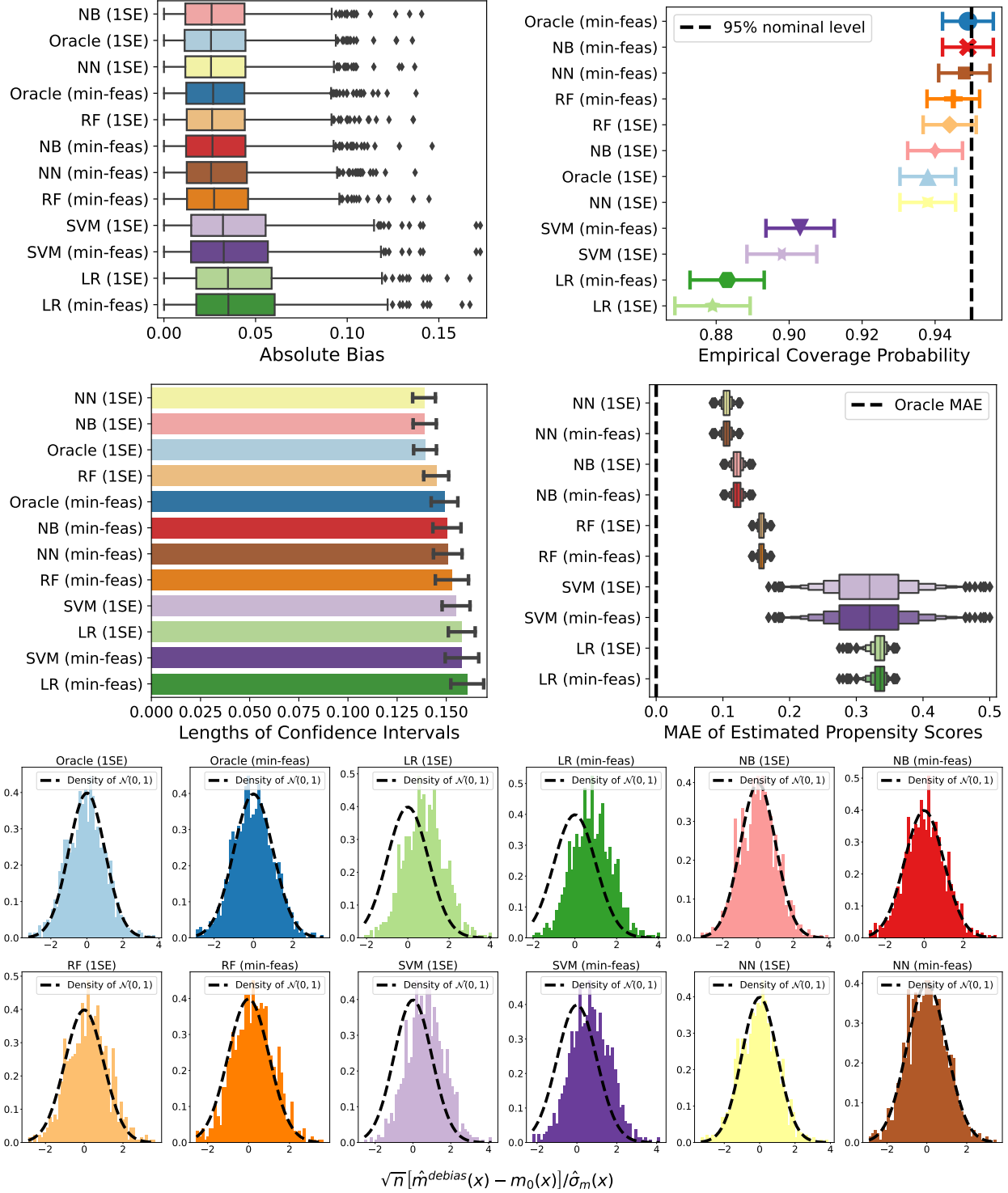


Figure 5: Simulation results for our debiasing method with sparse β_0^{sp} and (weakly) dense $x^{(4)}$ when the propensity scores are estimated by various machine learning methods under the new MAR setting (24). **Top Left:** Boxplots of the absolute bias. **Top Right:** Coverage probabilities with standard error bars. **Middle Left:** Average lengths of confidence intervals with standard deviation bars. **Middle Right:** Letter-valued plots of the MAE of estimated propensity scores. **Bottom Two Rows:** Histograms of the studentized debiased estimators under different methods. We also order the performance metrics according to their means in the first four panels.

phenomenon from these simulation results is that our debiasing method sometimes has better performances when using the estimated propensity scores $\hat{\pi}_i, i = 1, \dots, n$ than plugging in the oracle propensity scores $\pi_i = \pi(X_i), i = 1, \dots, n$. Such a paradox has been analyzed in the propensity score matching (Rosenbaum, 1987), the IPW estimator for causal inference (Robins et al., 1992; Su et al., 2023) and other general parameter estimation problems in the presence of a nuisance parameter (Henmi and Eguchi, 2004; Hitomi et al., 2008; Lok, 2021). A rigorous study of this paradox on our debiasing method is beyond the scope of this paper.

5 Real-World Application

We showcase a real application of our proposed debiasing method to the stellar mass inference on selected galaxies in the Sloan Digital Sky Survey, Fourth Phase and Data Release 16 (SDSS-IV DR16; Ahumada et al. 2020)¹.

5.1 Background and Study Design

SDSS-IV DR16 contains three main survey data: the Extended Baryon Oscillation Spectroscopic Survey (eBOSS; Dawson et al. 2016), Mapping Nearby Galaxies at APO (MaNGA; Bundy et al. 2014), and APO Galactic Evolution Experiment 2 (APOGEE-2; Majewski et al. 2017), among which the eBOSS survey and its predecessor BOSS cover a broad range of cosmological scales and observes most galaxies in the Universe. While a couple of value added catalogs for the estimated stellar masses of observed galaxies based on the BOSS spectra are available (Blanton et al., 2005; Conroy et al., 2009; Chang et al., 2015), we focus on the eBOSS Firefly value-added catalog (Comparat et al., 2017)² for our stellar mass inference study here given its timeliness and completeness. In more details, this catalog fits combinations of single-burst stellar population models to spectroscopic data that have a positive definite redshift and are classified as galaxies by SDSS-IV DR16, following an iterative best-fitting process controlled by the Bayesian Information Criterion in order to produce stellar masses and other stellar properties of the galaxies (Wilkinson et al., 2017). There are a fraction of missing data in the estimated stellar masses by the Firefly catalog due to the limiting usage of the observational run in SDSS-IV DR16 dedicated to galaxy targets, data contamination, and misclassification of galaxies as stars (Comparat et al., 2017). Given that we will incorporate various spectroscopic and photometric properties of the observed galaxies into the covariate vector for our stellar mass inference task, it is reasonable that the estimated stellar masses are missing at random.

Since nearly all the existing catalogs only yield point estimates to the stellar mass, we intend to leverage our debiasing inference method to answer two scientific questions:

- *Question 1:* How can we produce uncertainty measures (or confidence intervals) for the estimated stellar mass of a newly observed galaxy based on its observed spectroscopic and photometric properties?

¹ See <https://www.sdss4.org/dr16>. ² See https://www.sdss4.org/dr17/spectro/galaxy_firefly/.

- *Question 2*: Is it statistically significant that the stellar mass is negatively correlated with its distance to the nearby cosmic filament structures?

To this end, we fetch the spectroscopic and photometric properties of $n = 1185$ observed galaxies within a thin redshift slice $0.4 \sim 0.4005$ from SDSS-IV DR16 database as basic covariates. Such a thin redshift slice helps control the redshift distortions caused by the Kaiser effect (*i.e.*, galaxies falling towards the galaxy cluster; Kaiser 1987) and the “Finger-Of-God” effects (*i.e.*, the elongation of galaxy distributions along the light-of-sight direction; Jackson 1972). Among the galaxies in the selected redshift slice, 30.2% of their stellar masses are missing in the Firefly catalog under the “Chabrier” initial stellar mass function (Chabrier, 2003) and the “MILES” stellar population model (Maraston and Strömbäck, 2011). In addition, the covariate vector for each galaxy consists of right ascension, declination, ugriz bands and their measurement errors, model and cmodel magnitudes for ugriz bandpasses, galactic extinction corrections for ugriz bandpass, median signal-to-noise per pixel within each ugriz bandpass, original and best-fit template spectra projected onto ugriz filters as well as their inverse variances, sky flux in each of the ugriz imaging filters, and signal-to-noise squared for spectrograph #1 and #2, at $g=20.20$, $r=20.20$, $i=20.20$ for SDSS spectrograph spectra. To capture the nonlinear patterns of stellar mass estimation and handle those extreme values, we generate additional covariates by applying the logarithmic transformations $x \mapsto \text{sign}(x) \cdot \log(1 + |x|)$ to ugriz bands, galactic extinction corrections, and those flux features. We also remove those covariates whose correlation coefficients are higher than 0.95 before generating univariate B-spline base covariates of polynomial order 3 with 40 knots. The reason why we adopt the B-spline base covariates instead of the usual polynomial combinations is that the covariates generated by univariate B-spline bases tends to be less linearly correlated and can facilitate the subsequent inference task. To address *Question 2* above, we compute the angular diameter distances from the galaxies to the two-dimensional spherical cosmic filaments constructed by the directional subspace constrained mean shift algorithm in Zhang and Chen (2023); Zhang et al. (2022) on SDSS-IV DR16 data.³ We also control the confounding effects of nearby galaxy clusters by including the angular diameter distances from galaxies to the estimated local modes and intersections of filaments as extra covariates. The final dimension of the covariate vector for each galaxy in the selected redshift slice is $d = 1409$, and we take the usual logarithm of the Firefly stellar mass of each galaxy as the outcome variable.

5.2 Results

When approaching *Question 1*, we randomly select a galaxy in the nearby redshift slice $0.4005 \sim 0.401$ as a new observation and construct its associated covariate vector as the query point $x^{(Q1)}$ following the procedures in Section 5.1. As for *Question 2*, we set the query point as $x^{(Q2)} = (0, 0, 1, 0, \dots, 0)^T \in \mathbb{R}^d$, where the only nonzero entry corresponds to the covariate of the angular diameter distance to cosmic filaments. We estimate the propensity scores (*i.e.*, the probabilities of

³ This cosmic web catalog can be downloaded at <https://doi.org/10.5281/zenodo.6244866>.

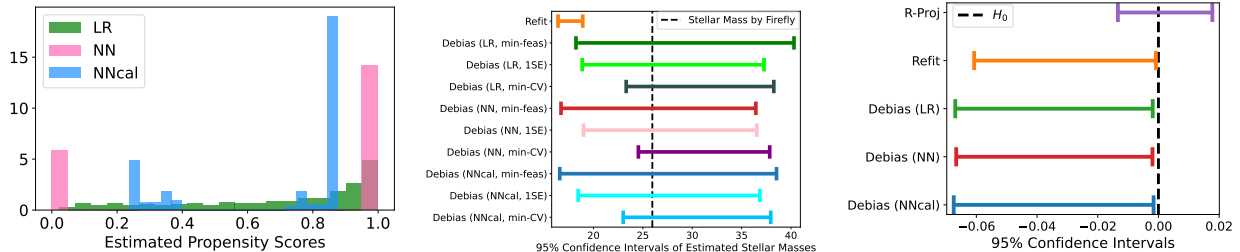


Figure 6: Stellar mass inference with our debiasing and related methods. **Left Panel:** Estimated propensity scores by “LR”, “NN”, and “NNcal”. **Middle Panel:** 95% confidence intervals by different methods for the estimated stellar mass of the new galaxy, addressing *Question 1*. **Right Panel:** 95% confidence intervals by different methods for the estimated regression coefficient associated with the distance to cosmic filaments, addressing *Question 2*.

having a non-missing stellar masses) on the galaxies in the redshift slice by the Lasso-type logistic regression (“LR”) in [Section C](#) and the neural network (“NN”) model described in [Section 4.4](#). Nevertheless, as shown by the left panel of [Figure 6](#) that the estimated propensity scores by the neural network model are too extreme, *i.e.*, close to 0 or 1, we also consider calibrating them through the Platt’s logistic model ([Platt, 1999](#)), which is denoted by “NNcal”.

[Figure 6](#) displays the inference results by our proposed debiasing method and the classical approaches in [Section 4.1](#) applied to the complete-case data. Due to the sparsity structure of the design matrix created by B-spline bases, “DL-Jav” and “DL-vdG” fail to produce their inference results. For *Question 1*, the 95% confidence intervals obtained from our debiasing method cover the stellar mass of the new galaxy in the Firefly catalog no matter how we estimate the propensity scores or select the tuning parameter, while the Lasso refitting method underestimates the stellar mass in a statistically significant level. For *Question 2*, the 95% confidence intervals produced by our debiasing and Lasso refitting methods for the regression coefficient of the distance to cosmic filaments are both below 0, aligning with the existing findings that galaxies are less massive when they are farther away from the cosmic filaments ([Alpaslan et al., 2016](#); [Kraljic et al., 2018](#); [Malavasi et al., 2022](#)). On the contrary, the 95% confidence interval obtained from the ridge projection method contains zero and cannot draw a statistically significant conclusion about the relation between stellar masses of galaxies and their distances to cosmic filaments. These results consolidate the usefulness of our proposed debiasing method in practice.

6 Discussion

This paper proposes a novel debiasing method for conducting valid inference on high-dimensional linear models with MAR outcomes. We establish the asymptotic normality of the debiasing method and illuminate its statistical and computational efficiencies through the dual formulation of the key debiasing program. Simulation studies and real-world applications of our proposed method demonstrate its finite-sample superiority over the existing high-dimensional inference methods in

the literature. There are several potential applications and extensions that can further advance the impacts of our debiasing method.

1. Applications in causal inference: As discussed by [Ding and Li \(2018\)](#); [Chakraborty et al. \(2019\)](#), the missing outcome setting in this paper incorporates the classical setup in causal inference under the framework of potential outcome ([Rubin, 1974](#)) as a special case. Specifically, the observable data in causal inference problems are of the form $(\mathbb{Y}, T, X) \in \mathbb{R} \times \{0, 1\} \times \mathbb{R}^d$, where $T \in \{0, 1\}$ denotes a binary treatment assignment indicator and $\mathbb{Y} = T \cdot Y(1) + (1 - T) \cdot Y(0)$ with $Y(0), Y(1)$ being the potential outcomes of Y within the control group $T = 0$ and the treatment group $T = 1$, respectively. Given that at most one of the potential outcomes $Y(0), Y(1)$ for each subject is observed, the potential outcome framework can be related to our problem setting by taking $(Y, R) = (Y(1), T)$ in the treatment group or $(Y, R) = (Y(0), 1 - T)$ in the control group. Therefore, our debiasing inference method can be applied to high-dimensional causal inference problems.

First, our debiasing method can be used to conduct valid statistical inference on the regression function (or the conditional mean outcome) of the treatment group if we focus on the observational data $\{(Y_i, R_i, X_i)\}_{i=1}^n = \{(Y(1)_i, T_i, X_i)\}_{i=1}^n$ or the control group if the data of interest is $\{(Y_i, R_i, X_i)\}_{i=1}^n = \{(Y(0)_i, 1 - T_i, X_i)\}_{i=1}^n$. Similar to the regression adjustment in causal inference ([Freedman, 2008](#); [Lin, 2013](#); [Negi and Wooldridge, 2021](#)), we utilize all the covariate vectors $X_i \in \mathbb{R}^d, i = 1, \dots, n$ in both treatment and control groups to address the above inference problem, which could provide extra efficiency gains.

Second, under Assumption 1, our proposed debiasing program (4) can also be extended to conduct statistical inference on the linear average conditional treatment effect (ACTE) $E[Y(1) - Y(0)|X]$ with no unmeasured confounding. To this end, borrowing an idea from [Giessing and Wang \(2023\)](#), the debiasing program (4) can be modified as follows:

$$\begin{aligned} & \arg \min_{\mathbf{w}_{(0)}, \mathbf{w}_{(1)} \in \mathbb{R}^n} \sum_{i=1}^n \left[\hat{\pi}_i w_{i(1)}^2 + (1 - \hat{\pi}_i) w_{i(0)}^2 \right] \\ & \text{subject to } \left\| x - \frac{1}{\sqrt{n}} \sum_{i=1}^n w_{i(1)} \cdot \hat{\pi}_i \cdot X_i \right\|_{\infty} \leq \frac{\gamma_1}{n} \quad \text{and} \quad \left\| x - \frac{1}{\sqrt{n}} \sum_{i=1}^n w_{i(0)} (1 - \hat{\pi}_i) X_i \right\|_{\infty} \leq \frac{\gamma_2}{n}, \end{aligned}$$

where $\gamma_1, \gamma_2 > 0$ are the tuning parameters and $\hat{\pi}_i, i = 1, \dots, n$ are the estimated treatment assignment probabilities (*i.e.*, propensity scores). The debiased estimator (5) will become

$$\begin{aligned} & \hat{m}^{\text{debias}}(x; \hat{\mathbf{w}}_{(1)}, \hat{\mathbf{w}}_{(0)}) \\ & = x^T \left(\hat{\beta}_{(1)} - \hat{\beta}_{(0)} \right) + \frac{1}{\sqrt{n}} \sum_{i=1}^n \left[\hat{w}_{i(1)} \cdot T_i \left(\mathbb{Y}_i - X_i^T \hat{\beta}_{(1)} \right) - \hat{w}_{i(0)} \cdot (1 - T_i) \left(\mathbb{Y}_i - X_i^T \hat{\beta}_{(0)} \right) \right]. \end{aligned}$$

However, this new estimator may no longer embrace the asymptotically semi-parametric efficiency, and we will leave the thorough theoretical investigation to the future work. Other related works for inferring the linear CATE with high-dimensional covariates can be found in [Chernozhukov and](#)

Semenova (2018).

2. Model mis-specification and robustness: Theoretical guarantees of our debiasing method are validated under the linear model (1) and sub-Gaussianity assumptions. While we have conducted additional simulations in Section 4.3 to certify the robustness of our debiasing method against the violations of the sub-Gaussian noise assumption, it is of research interest to investigate the performances and theoretical implications of our debiasing method when the assumed linear model is misspecified. Given that our analysis of the inference with random design is unconditional on the covariate vector $X \in \mathbb{R}^d$, the modification technique in Bühlmann and van de Geer (2015) might provide some insights.

3. Missing covariates: Extending our debiasing method to address issues related to incomplete covariates remains an open problem. Notably, the problem is more challenging under high-dimensional settings because there are numerous covariates, resulting in a large number of potential missing patterns (up to 2^d at most). While there have been some efforts to leverage the MCAR assumption (Wang et al., 2019) to tackle this problem, it is noteworthy that MCAR is a strong assumption that may not hold in many real-world scenarios. A possible remedy is to use the multiple imputation method (Carpenter et al., 2023) with a well-designed debiasing program similar to Xue et al. (2021), but it is unclear how to design a reliable imputation model that is compatible with the downstream debiasing program.

Acknowledgement

We thank Armeen Taeb for helpful discussions about the computational part of this paper and Thomas Richardson for insightful comments on causal inference applications. YZ is supported in part by YC’s NSF grant DMS-2141808. AG is supported by NSF grant DMS-2310578. YC is supported by NSF grants DMS-1952781, 2112907, 2141808, and NIH U24-AG07212.

Funding for the Sloan Digital Sky Survey IV has been provided by the Alfred P. Sloan Foundation, the U.S. Department of Energy Office of Science, and the Participating Institutions. SDSS-IV acknowledges support and resources from the Center for High Performance Computing at the University of Utah. The SDSS website is www.sdss.org.

SDSS-IV is managed by the Astrophysical Research Consortium for the Participating Institutions of the SDSS Collaboration including the Brazilian Participation Group, the Carnegie Institution for Science, Carnegie Mellon University, Center for Astrophysics — Harvard & Smithsonian, the Chilean Participation Group, the French Participation Group, Instituto de Astrofísica de Canarias, The Johns Hopkins University, Kavli Institute for the Physics and Mathematics of the Universe (IPMU) / University of Tokyo, the Korean Participation Group, Lawrence Berkeley National Laboratory, Leibniz Institut für Astrophysik Potsdam (AIP), Max-Planck-Institut für Astronomie (MPIA Heidelberg), Max-Planck-Institut für Astrophysik (MPA Garching), Max-Planck-Institut für Extraterrestrische Physik (MPE), National Astronomical Observatories of China, New Mexico State University, New York University, University of Notre Dame, Observatório Nacional / MCTI,

The Ohio State University, Pennsylvania State University, Shanghai Astronomical Observatory, United Kingdom Participation Group, Universidad Nacional Autónoma de México, University of Arizona, University of Colorado Boulder, University of Oxford, University of Portsmouth, University of Utah, University of Virginia, University of Washington, University of Wisconsin, Vanderbilt University, and Yale University.

References

- A. Agrawal, R. Verschueren, S. Diamond, and S. Boyd. A rewriting system for convex optimization problems. *Journal of Control and Decision*, 5(1):42–60, 2018.
- R. Ahumada, C. A. Prieto, A. Almeida, F. Anders, S. F. Anderson, B. H. Andrews, B. Anguiano, R. Arcodia, E. Armengaud, M. Aubert, et al. The 16th data release of the sloan digital sky surveys: first release from the apogee-2 southern survey and full release of eboss spectra. *The Astrophysical Journal Supplement Series*, 249(1):3, 2020.
- M. Alpaslan, M. Grootes, P. M. Marcum, C. Popescu, R. Tuffs, J. Bland-Hawthorn, S. Brough, M. J. Brown, L. J. Davies, S. P. Driver, et al. Galaxy and mass assembly (gamma): stellar mass growth of spiral galaxies in the cosmic web. *Monthly Notices of the Royal Astronomical Society*, 457(3):2287–2300, 2016.
- S. Baek, C.-A. Tsai, and J. J. Chen. Development of biomarker classifiers from high-dimensional data. *Briefings in bioinformatics*, 10(5):537–546, 2009.
- H. S. Battey and N. Reid. On inference in high-dimensional regression. *Journal of the Royal Statistical Society Series B: Statistical Methodology*, 85(1):149–175, 2023.
- M. Bayati, M. A. Erdogdu, and A. Montanari. Estimating lasso risk and noise level. *Advances in Neural Information Processing Systems*, 26, 2013.
- P. C. Bellec and C.-H. Zhang. De-biasing the lasso with degrees-of-freedom adjustment. *Bernoulli*, 28(2):713–743, 2022.
- A. Belloni and V. Chernozhukov. Least squares after model selection in high-dimensional sparse models. *Bernoulli*, 19(2):521–547, 2013.
- A. Belloni, V. Chernozhukov, and Y. Wei. Post-selection inference for generalized linear models with many controls. *Journal of Business & Economic Statistics*, 34(4):606–619, 2016.
- A. Belloni, V. Chernozhukov, and K. Kato. Valid post-selection inference in high-dimensional approximately sparse quantile regression models. *Journal of the American Statistical Association*, 114(526):749–758, 2019.

- P. J. Bickel, Y. Ritov, and A. B. Tsybakov. Simultaneous analysis of lasso and dantzig selector. *The Annals of statistics*, 37(4):1705–1732, 2009.
- M. R. Blanton, D. J. Schlegel, M. A. Strauss, J. Brinkmann, D. Finkbeiner, M. Fukugita, J. E. Gunn, D. W. Hogg, Ž. Ivezić, G. Knapp, et al. New york university value-added galaxy catalog: a galaxy catalog based on new public surveys. *The Astronomical Journal*, 129(6):2562, 2005.
- L. Breiman. Random forests. *Machine learning*, 45:5–32, 2001.
- L. Breiman, J. Friedman, C. J. Stone, and R. Olshen. *Classification and Regression Trees*. Chapman and Hall/CRC, 1984.
- P. Bühlmann. Statistical significance in high-dimensional linear models. *Bernoulli*, 19(4):1212 – 1242, 2013.
- P. Bühlmann and S. van De Geer. *Statistics for high-dimensional data: methods, theory and applications*. Springer Science & Business Media, 2011.
- P. Bühlmann and S. van de Geer. High-dimensional inference in misspecified linear models. *Electronic Journal of Statistics*, 9(1):1449 – 1473, 2015.
- K. Bundy, M. A. Bershad, D. R. Law, R. Yan, N. Drory, N. MacDonald, D. A. Wake, B. Cherinka, J. R. Sánchez-Gallego, A.-M. Weijmans, et al. Overview of the sdss-iv manga survey: mapping nearby galaxies at apache point observatory. *The Astrophysical Journal*, 798(1):7, 2014.
- T. T. Cai and Z. Guo. Confidence intervals for high-dimensional linear regression: Minimax rates and adaptivity. *The Annals of Statistics*, 45(2):615 – 646, 2017.
- T. T. Cai and Z. Guo. Accuracy assessment for high-dimensional linear regression. *The Annals of Statistics*, 46(4):1807–1836, 2018.
- T. T. Cai, W. Liu, and H. H. Zhou. Estimating sparse precision matrix: Optimal rates of convergence and adaptive estimation. *The Annals of Statistics*, 44(2):455–488, 2016.
- T. T. Cai, Z. Guo, and R. Ma. Statistical inference for high-dimensional generalized linear models with binary outcomes. *Journal of the American Statistical Association*, pages 1–14, 2021.
- J. R. Carpenter, J. Bartlett, T. Morris, A. Wood, M. Quartagno, and M. G. Kenward. *Multiple imputation and its application*. John Wiley & Sons, 2023.
- M. Celentano and M. J. Wainwright. Challenges of the inconsistency regime: Novel debiasing methods for missing data models. *arXiv preprint arXiv:2309.01362*, 2023.
- G. Chabrier. Galactic stellar and substellar initial mass function1. *Publications of the Astronomical Society of the Pacific*, 115(809):763, 2003.

- A. Chakraborty, J. Lu, T. T. Cai, and H. Li. High dimensional m-estimation with missing outcomes: A semi-parametric framework. *arXiv preprint arXiv:1911.11345*, 2019.
- Y.-Y. Chang, A. van der Wel, E. da Cunha, and H.-W. Rix. Stellar masses and star formation rates for 1 m galaxies from sdss+ wise. *The Astrophysical Journal Supplement Series*, 219(1):8, 2015.
- O. Chapelle, B. Schölkopf, and A. Zien. *Semi-Supervised Learning*. The MIT Press, 2006.
- P.-H. Chen, C.-J. Lin, and B. Schölkopf. A tutorial on ν -support vector machines. *Applied Stochastic Models in Business and Industry*, 21(2):111–136, 2005.
- Y. Chen and Y. Yang. The one standard error rule for model selection: Does it work? *Stats*, 4(4): 868–892, 2021.
- V. Chernozhukov and V. Semenova. Simultaneous inference for Best Linear Predictor of the Conditional Average Treatment Effect and other structural functions. CeMMAP working papers CWP40/18, Centre for Microdata Methods and Practice, Institute for Fiscal Studies, July 2018.
- V. Chernozhukov, D. Chetverikov, M. Demirer, E. Duflo, C. Hansen, W. Newey, and J. Robins. Double/debiased machine learning for treatment and structural parameters. *The Econometrics Journal*, 21(1):C1–C68, 01 2018.
- J. Comparat, C. Maraston, D. Goddard, V. Gonzalez-Perez, J. Lian, S. Meneses-Goytia, D. Thomas, J. R. Brownstein, R. Tojeiro, A. Finoguenov, A. Merloni, F. Prada, M. Salvato, G. B. Zhu, H. Zou, and J. Brinkmann. Stellar population properties for 2 million galaxies from SDSS DR14 and DEEP2 DR4 from full spectral fitting. *arXiv preprint arXiv:1711.06575*, 2017.
- C. Conroy, J. E. Gunn, and M. White. The propagation of uncertainties in stellar population synthesis modeling. i. the relevance of uncertain aspects of stellar evolution and the initial mass function to the derived physical properties of galaxies. *The Astrophysical Journal*, 699(1):486, 2009.
- K. S. Dawson, J.-P. Kneib, W. J. Percival, S. Alam, F. D. Albareti, S. F. Anderson, E. Armengaud, É. Aubourg, S. Bailey, J. E. Bautista, et al. The sdss-iv extended baryon oscillation spectroscopic survey: overview and early data. *The Astronomical Journal*, 151(2):44, 2016.
- R. Dezeure, P. Bühlmann, L. Meier, and N. Meinshausen. High-dimensional inference: confidence intervals, p-values and r-software hdi. *Statistical science*, pages 533–558, 2015.
- S. Diamond and S. Boyd. CVXPY: A Python-embedded modeling language for convex optimization. *Journal of Machine Learning Research*, 17(83):1–5, 2016.
- L. H. Dicker. Residual variance and the signal-to-noise ratio in high-dimensional linear models. *arXiv preprint arXiv:1209.0012*, 2012.

- P. Ding and F. Li. Causal Inference: A Missing Data Perspective. *Statistical Science*, 33(2):214 – 237, 2018.
- A. D’Amour, P. Ding, A. Feller, L. Lei, and J. Sekhon. Overlap in observational studies with high-dimensional covariates. *Journal of Econometrics*, 221(2):644–654, 2021.
- J. Fan, J. Lv, and L. Qi. Sparse high-dimensional models in economics. *Annual Review of Economics*, 3(1):291–317, 2011.
- J. Fan, S. Guo, and N. Hao. Variance estimation using refitted cross-validation in ultrahigh dimensional regression. *Journal of the Royal Statistical Society: Series B (Statistical Methodology)*, 74(1):37–65, 2012.
- M. H. Farrell, T. Liang, and S. Misra. Deep neural networks for estimation and inference. *Econometrica*, 89(1):181–213, 2021.
- W. Feller. *An introduction to probability theory and its application*. John Wiley & Sons Inc., New York, 3rd edition, 1968.
- S. Foucart and H. Rauhut. *A Mathematical Introduction to Compressive Sensing*. Applied and Numerical Harmonic Analysis. Springer Birkhäuser Basel, 2013.
- D. A. Freedman. On regression adjustments to experimental data. *Advances in Applied Mathematics*, 40(2):180–193, 2008.
- J. Friedman, T. Hastie, and R. Tibshirani. Sparse inverse covariance estimation with the graphical lasso. *Biostatistics*, 9(3):432–441, 2008.
- P. Frumento, F. Mealli, B. Pacini, and D. B. Rubin. Evaluating the effect of training on wages in the presence of noncompliance, nonemployment, and missing outcome data. *Journal of the American Statistical Association*, 107(498):450–466, 2012.
- A. Fu, B. Narasimhan, and S. Boyd. CVXR: An R package for disciplined convex optimization. *Journal of Statistical Software*, 94(14):1–34, 2020. doi: 10.18637/jss.v094.i14.
- W. Gao, F. Xu, and Z.-H. Zhou. Towards convergence rate analysis of random forests for classification. *Artificial Intelligence*, 313:103788, 2022.
- Z. Geng and L. Huang. Robust stability of the systems with mixed uncertainties under the iqc descriptions. *International Journal of Control*, 73(9):776–786, 2000.
- A. Giessing. Inequalities for suprema of unbounded empirical processes. *Technical Report*, 2022.
- A. Giessing and J. Wang. Debiased inference on heterogeneous quantile treatment effects with regression rank scores. *Journal of the Royal Statistical Society Series B: Statistical Methodology*, 85(5):1561–1588, 08 2023.

- E. Giné and R. Nickl. *Mathematical foundations of infinite-dimensional statistical models*. Cambridge university press, 2021.
- J. Gorski, F. Pfeuffer, and K. Klamroth. Biconvex sets and optimization with biconvex functions: a survey and extensions. *Mathematical methods of operations research*, 66(3):373–407, 2007.
- B. S. Graham. Efficiency bounds for missing data models with semiparametric restrictions. *Econometrica*, 79(2):437–452, 2011.
- B. Guo and S. X. Chen. Tests for high dimensional generalized linear models. *Journal of the Royal Statistical Society Series B: Statistical Methodology*, 78(5):1079–1102, 2016.
- Z. Guo, P. Rakshit, D. S. Herman, and J. Chen. Inference for the case probability in high-dimensional logistic regression. *The Journal of Machine Learning Research*, 22(1):11480–11533, 2021.
- M. Henmi and S. Eguchi. A paradox concerning nuisance parameters and projected estimating functions. *Biometrika*, 91(4):929–941, 2004.
- J. P. Higgins, I. R. White, and A. M. Wood. Imputation methods for missing outcome data in meta-analysis of clinical trials. *Clinical trials*, 5(3):225–239, 2008.
- G. E. Hinton. Connectionist learning procedures. In *Machine learning*, pages 555–610. Elsevier, 1990.
- K. Hitomi, Y. Nishiyama, and R. Okui. A puzzling phenomenon in semiparametric estimation problems with infinite-dimensional nuisance parameters. *Econometric Theory*, 24(6):1717–1728, 2008.
- A. E. Hoerl and R. W. Kennard. Ridge regression: applications to nonorthogonal problems. *Technometrics*, 12(1):69–82, 1970.
- H. Huang and L. L. Knowles. Unforeseen Consequences of Excluding Missing Data from Next-Generation Sequences: Simulation Study of RAD Sequences. *Systematic Biology*, 65(3):357–365, 07 2016.
- J. Huang and C.-H. Zhang. Estimation and selection via absolute penalized convex minimization and its multistage adaptive applications. *The Journal of Machine Learning Research*, 13(1):1839–1864, 2012.
- G. W. Imbens. Nonparametric estimation of average treatment effects under exogeneity: A review. *Review of Economics and Statistics*, 86(1):4–29, 2004.
- J. Jackson. A critique of rees’s theory of primordial gravitational radiation. *Monthly Notices of the Royal Astronomical Society*, 156(1):1P–5P, 1972.

- J. Jankova and S. van de Geer. Semiparametric efficiency bounds for high-dimensional models. *The Annals of Statistics*, 46(5):2336–2359, 2018.
- A. Javanmard and J. D. Lee. A flexible framework for hypothesis testing in high dimensions. *Journal of the Royal Statistical Society Series B: Statistical Methodology*, 82(3):685–718, 2020.
- A. Javanmard and A. Montanari. Confidence intervals and hypothesis testing for high-dimensional regression. *The Journal of Machine Learning Research*, 15(1):2869–2909, 2014a.
- A. Javanmard and A. Montanari. Hypothesis testing in high-dimensional regression under the gaussian random design model: Asymptotic theory. *IEEE Transactions on Information Theory*, 60(10):6522–6554, 2014b.
- A. Javanmard and A. Montanari. Debiasing the lasso: Optimal sample size for gaussian designs. *The Annals of Statistics*, 46(6A):2593–2622, 2018.
- N. Kaiser. Clustering in real space and in redshift space. *Monthly Notices of the Royal Astronomical Society*, 227(1):1–21, 1987.
- V. Koltchinskii. *Oracle inequalities in empirical risk minimization and sparse recovery problems: École D’Été de Probabilités de Saint-Flour XXXVIII-2008*, volume 2033. Springer Science & Business Media, 2011.
- K. Kraljic, S. Arnouts, C. Pichon, C. Laigle, S. de la Torre, D. Vibert, C. Cadiou, Y. Dubois, M. Treyer, C. Schimd, et al. Galaxy evolution in the metric of the cosmic web. *Monthly Notices of the Royal Astronomical Society*, 474(1):547–571, 2018.
- S. Li. Debiasing the debiased Lasso with bootstrap. *Electronic Journal of Statistics*, 14(1):2298 – 2337, 2020.
- W. Lin. Agnostic notes on regression adjustments to experimental data: Reexamining Freedman’s critique. *The Annals of Applied Statistics*, 7(1):295 – 318, 2013.
- J. K. Lindsey. *Statistical analysis of stochastic processes in time*, volume 14. Cambridge University Press, 2004.
- R. J. Little and D. B. Rubin. *Statistical Analysis with Missing Data*. John Wiley & Sons, 3rd edition, 2019.
- P.-L. Loh and M. J. Wainwright. High-dimensional regression with noisy and missing data: Provable guarantees with nonconvexity. *The Annals of Statistics*, 40(3):1637 – 1664, 2012.
- J. J. Lok. How estimating nuisance parameters can reduce the variance (with consistent variance estimation). *arXiv preprint arXiv:2109.02690*, 2021.

- R. Ma, T. Tony Cai, and H. Li. Global and simultaneous hypothesis testing for high-dimensional logistic regression models. *Journal of the American Statistical Association*, 116(534):984–998, 2021.
- S. R. Majewski, R. P. Schiavon, P. M. Frinchaboy, C. A. Prieto, R. Barkhouser, D. Bizyaev, B. Blank, S. Brunner, A. Burton, R. Carrera, et al. The apache point observatory galactic evolution experiment (apogee). *The Astronomical Journal*, 154(3):94, 2017.
- N. Malavasi, M. Langer, N. Aghanim, D. Galárraga-Espinosa, and C. Gouin. Relative effect of nodes and filaments of the cosmic web on the quenching of galaxies and the orientation of their spin. *Astronomy & Astrophysics*, 658:A113, 2022.
- C. Maraston and G. Strömbäck. Stellar population models at high spectral resolution. *Monthly Notices of the Royal Astronomical Society*, 418(4):2785–2811, 2011.
- P. Müller and S. van de Geer. The partial linear model in high dimensions. *Scandinavian Journal of Statistics*, 42(2):580–608, 2015.
- U. U. Müller and I. V. Keilegom. Efficient parameter estimation in regression with missing responses. *Electronic Journal of Statistics*, 6(none):1200 – 1219, 2012.
- S. N. Negahban, P. Ravikumar, M. J. Wainwright, and B. Yu. A unified framework for high-dimensional analysis of m -estimators with decomposable regularizers. *arXiv preprint arXiv:1010.2731v1*, 2010. URL <https://arxiv.org/abs/1010.2731v1>.
- A. Negi and J. M. Wooldridge. Revisiting regression adjustment in experiments with heterogeneous treatment effects. *Econometric Reviews*, 40(5):504–534, 2021.
- J. Neyman. Optimal asymptotic tests of composite hypotheses. *Probability and statistics*, pages 213–234, 1959.
- J. Neyman. $C(\alpha)$ tests and their use. *Sankhyā: The Indian Journal of Statistics, Series A*, pages 1–21, 1979.
- R. Nickl and S. van de Geer. Confidence sets in sparse regression. *The Annals of Statistics*, 41(6): 2852 – 2876, 2013.
- Y. Ning and H. Liu. A general theory of hypothesis tests and confidence regions for sparse high dimensional models. *The Annals of Statistics*, 45(1):158–195, 2017.
- F. Pedregosa, G. Varoquaux, A. Gramfort, V. Michel, B. Thirion, O. Grisel, M. Blondel, P. Prettenhofer, R. Weiss, V. Dubourg, J. Vanderplas, A. Passos, D. Cournapeau, M. Brucher, M. Perrot, and E. Duchesnay. Scikit-learn: Machine learning in Python. *Journal of Machine Learning Research*, 12:2825–2830, 2011.

- J. Platt. Probabilistic outputs for support vector machines and comparisons to regularized likelihood methods. *Advances in large margin classifiers*, 10(3):61–74, 1999.
- P. Ravikumar, J. Lafferty, H. Liu, and L. Wasserman. Sparse additive models. *Journal of the Royal Statistical Society: Series B (Statistical Methodology)*, 71(5):1009–1030, 2009.
- S. Reid, R. Tibshirani, and J. Friedman. A study of error variance estimation in lasso regression. *Statistica Sinica*, pages 35–67, 2016.
- J. Renegar. *A mathematical view of interior-point methods in convex optimization*. MOS-SIAM Series on Optimization. Society for Industrial and Applied Mathematics, 2001.
- J. M. Robins and A. Rotnitzky. Semiparametric efficiency in multivariate regression models with missing data. *Journal of the American Statistical Association*, 90(429):122–129, 1995.
- J. M. Robins, S. D. Mark, and W. K. Newey. Estimating exposure effects by modelling the expectation of exposure conditional on confounders. *Biometrics*, pages 479–495, 1992.
- J. M. Robins, A. Rotnitzky, and L. P. Zhao. Estimation of regression coefficients when some regressors are not always observed. *Journal of the American statistical Association*, 89(427):846–866, 1994.
- J. M. Robins, A. Rotnitzky, and L. P. Zhao. Analysis of semiparametric regression models for repeated outcomes in the presence of missing data. *Journal of the american statistical association*, 90(429):106–121, 1995.
- P. R. Rosenbaum. Model-based direct adjustment. *Journal of the American statistical Association*, 82(398):387–394, 1987.
- P. R. Rosenbaum and D. B. Rubin. The central role of the propensity score in observational studies for causal effects. *Biometrika*, 70(1):41–55, 1983.
- M. Rosenblatt. Short range and long range dependence. *Asymptotic Laws and Methods in Stochastics: A Volume in Honour of Miklós Csörgő*, pages 283–294, 2015.
- D. B. Rubin. Estimating causal effects of treatments in randomized and nonrandomized studies. *Journal of educational Psychology*, 66(5):688, 1974.
- C. Shi, R. Song, W. Lu, and R. Li. Statistical inference for high-dimensional models via recursive online-score estimation. *Journal of the American Statistical Association*, 116(535):1307–1318, 2021.
- I. Steinwart. On the influence of the kernel on the consistency of support vector machines. *Journal of machine learning research*, 2(Nov):67–93, 2001.
- F. Su, W. Mou, P. Ding, and M. Wainwright. When is the estimated propensity score better? high-dimensional analysis and bias correction. *arXiv preprint arXiv:2303.17102*, 2023.

- T. Sun and C.-H. Zhang. Scaled sparse linear regression. *Biometrika*, 99(4):879–898, 2012.
- T. Sun and C.-H. Zhang. Sparse matrix inversion with scaled lasso. *The Journal of Machine Learning Research*, 14(1):3385–3418, 2013.
- R. Tibshirani. Regression shrinkage and selection via the lasso. *Journal of the Royal Statistical Society: Series B (Methodological)*, 58(1):267–288, 1996.
- A. A. Tsiatis. *Semiparametric Theory and Missing Data*. Springer Series in Statistics. Springer New York, 2007.
- S. van de Geer, P. Bühlmann, Y. Ritov, and R. Dezeure. On asymptotically optimal confidence regions and tests for high-dimensional models. *The Annals of Statistics*, 42(3):1166–1202, 2014.
- S. A. van de Geer. High-dimensional generalized linear models and the lasso. *The Annals of Statistics*, 36(2):614–645, 2008.
- S. A. van de Geer and P. Bühlmann. On the conditions used to prove oracle results for the lasso. *Electronic Journal of Statistics*, 3:1360–1392, 2009.
- A. W. van der Vaart. *Asymptotic Statistics*. Cambridge Series in Statistical and Probabilistic Mathematics. Cambridge University Press, 2000.
- A. W. van der Vaart and J. A. Wellner. *Weak Convergence and Empirical Processes: With Applications to Statistics*. Springer Series in Statistics. Springer, 1996.
- R. Vershynin. *High-dimensional Probability: An introduction with applications in data science*, volume 47. Cambridge university press, 2018.
- J. Wagener and H. Dette. The adaptive lasso in high-dimensional sparse heteroscedastic models. *Mathematical Methods of Statistics*, 22:137–154, 2013.
- M. J. Wainwright. *High-dimensional statistics: A non-asymptotic viewpoint*, volume 48. Cambridge University Press, 2019.
- Y. Wang, J. Wang, S. Balakrishnan, and A. Singh. Rate optimal estimation and confidence intervals for high-dimensional regression with missing covariates. *Journal of Multivariate Analysis*, 174:104526, 2019.
- D. M. Wilkinson, C. Maraston, D. Goddard, D. Thomas, and T. Parikh. Firefly (fitting iteratively for likelihood analysis): a full spectral fitting code. *Monthly Notices of the Royal Astronomical Society*, 472(4):4297–4326, 2017.
- S. J. Wright. Coordinate descent algorithms. *Mathematical Programming*, 151(1):3–34, 2015.

- R. Wyss, C. Yanover, T. El-Hay, D. Bennett, R. W. Platt, A. R. Zullo, G. Sari, X. Wen, Y. Ye, H. Yuan, et al. Machine learning for improving high-dimensional proxy confounder adjustment in healthcare database studies: An overview of the current literature. *Pharmacoepidemiology and Drug Safety*, 31(9):932–943, 2022.
- L. Xia, B. Nan, and Y. Li. A revisit to de-biased lasso for generalized linear models. *arXiv preprint arXiv:2006.12778*, 2020.
- F. Xue, R. Ma, and H. Li. Semi-supervised statistical inference for high-dimensional linear regression with blockwise missing data. *arXiv preprint arXiv:2106.03344*, 2021.
- C.-H. Zhang. Nearly unbiased variable selection under minimax concave penalty. *The Annals of Statistics*, 38(2):894 – 942, 2010.
- C.-H. Zhang and S. S. Zhang. Confidence intervals for low dimensional parameters in high dimensional linear models. *Journal of the Royal Statistical Society: Series B (Statistical Methodology)*, 76(1):217–242, 2014.
- H. Zhang. The optimality of naive bayes. In V. Barr and Z. Markov, editors, *Proceedings of the Seventeenth International Florida Artificial Intelligence Research Society Conference (FLAIRS 2004)*. AAAI Press, 2004.
- X. Zhang and G. Cheng. Simultaneous inference for high-dimensional linear models. *Journal of the American Statistical Association*, 112(518):757–768, 2017.
- Y. Zhang and Y.-C. Chen. Linear convergence of the subspace constrained mean shift algorithm: from euclidean to directional data. *Information and Inference: A Journal of the IMA*, 12(1): 210–311, 2023.
- Y. Zhang, R. S. de Souza, and Y.-C. Chen. Sconce: a cosmic web finder for spherical and conic geometries. *Monthly Notices of the Royal Astronomical Society*, 517(1):1197–1217, 2022.

SUPPLEMENTARY MATERIALS TO “EFFICIENT INFERENCE ON HIGH-DIMENSIONAL LINEAR MODELS WITH MISSING OUTCOMES”

Yikun Zhang^{1,*}, Alexander Giessing^{2,†}, and Yen-Chi Chen^{1,‡}

¹Department of Statistics, University of Washington

*yikun@uw.edu ‡yenchic@uw.edu

²Department of Statistics and Data Science, National University of Singapore

†giessing@nus.edu.sg

December 11, 2024

Contents

A	Implementation of the Proposed Debiasing Method	2
B	Sufficient Conditions for Assumption 6	4
C	Generalized Linear Model with Lasso Regularization for Propensity Score Estimation	8
D	Additional Simulation Results	11
	D.1 Full Comparative Simulation Results	11
	D.2 Simulations Under the MCAR Setting	12
E	Proofs	12
	E.1 Additional Notations	12
	E.2 Proofs of Propositions 1 and 2	23
	E.3 Proof of Theorem 3	28
	E.4 Proof of Theorem 4	31
	E.5 Proofs of Lemma 5 and Lemma 6	38
	E.6 Proof of Theorem 7	45
	E.7 Proof of Proposition 8	51
	E.8 Proof of Proposition C.1	58
	E.9 Auxiliary Results	67

The supplementary material contains auxiliary technical results, additional simulation studies, and proofs. We organize its content as follows.

- **Section A Implementation of the Proposed Debiasing Method** We explain the implementation steps of our debiasing method in detail.
- **Section B Sufficient Conditions for Assumption 6** We provide sufficient conditions and motivating examples under which Assumption 6 holds.
- **Section C Generalized Linear Model with Lasso Regularization for Propensity Score Estimation** We showcase an example of estimating the propensity scores via the Lasso-type generalized linear regression and derive an explicit formula for the rate of consistency r_π in Assumption 5.
- **Section D Additional Simulation Results** We furnish extensive simulation results that are not covered by Section 4 in the main paper.
- **Section E Proofs** We provide proofs for all the theorems and technical results in the main paper.

A Implementation of the Proposed Debiasing Method

Our proposed debiasing method consists of three main estimation steps: (i) computing the Lasso pilot estimate (3), (ii) estimating the propensity scores $\pi_i = \pi(X_i) = \mathbb{P}(R_i = 1|X_i), i = 1, \dots, n$, and (iii) solving the debiasing programs (4) and (8). We explain the implementation details and strategies of selecting two tuning parameters $\lambda > 0$ in (3) and $\gamma > 0$ in (4) as follows.

1. Lasso pilot estimate: We use the complete-case (or equivalently, observed) data $(X_i, Y_i) \in \mathbb{R}^d \times \mathbb{R}$ with $R_i = 1$ for $i = 1, \dots, n$ to construct the Lasso pilot estimate $\hat{\beta}$. In order to select the regularization parameter $\lambda > 0$ in a data adaptive way, we adopt the scaled Lasso (Sun and Zhang, 2012) with its universal regularization parameter $\lambda_0 = \sqrt{\frac{2 \log d}{n}}$ as the initialization. Specifically, it provides an iterative algorithm to obtain the Lasso estimate $\hat{\beta}$ and a consistent estimator $\hat{\sigma}_\epsilon$ of the noise level σ_ϵ from the following jointly convex optimization problem:

$$\left(\hat{\beta}(\tilde{\lambda}), \hat{\sigma}_\epsilon(\tilde{\lambda}) \right) = \arg \min_{\beta \in \mathbb{R}^d, \sigma_\epsilon > 0} \left[\frac{1}{2n\sigma_\epsilon} \sum_{i=1}^n R_i (Y_i - X_i^T \beta)^2 + \frac{\sigma_\epsilon}{2} + \tilde{\lambda} \|\beta\|_1 \right],$$

where the regularization parameter $\tilde{\lambda} > 0$ is updated iteratively as well. We also utilize this estimated noise level $\hat{\sigma}_\epsilon$ to construct our asymptotic $1 - \tau$ confidence interval (6).

2. Propensity score estimation: When comparing our debiasing method with other existing high-dimensional inference methods, we utilize the Lasso-type logistic regression (28) in Section C to estimate the propensity scores $\pi_i = \mathbb{P}(R_i = 1|X_i), i = 1, \dots, n$, in which the regularization parameter ζ is selected on 40 logarithmically spacing values within the interval $\left[0.1 \sqrt{\frac{\log d}{n}}, 300 \sqrt{\frac{\log d}{n}} \right]$ via

5-fold cross-validations. However, as demonstrated in [Section 4.4](#) through simulation studies, our debiasing method can perform even better when the propensity scores are estimated more accurately by other nonparametric methods, reflecting the theoretical results in [Section 3](#).

3. Solving the debiasing program: When our primal debiasing program is strictly feasible, strong duality holds by Slater’s condition (Theorem 3.2.6 in [Renegar 2001](#)), and the debiasing weights $\widehat{w}_i(x), i = 1, \dots, n$ can be estimated from either the primal program (4) or the dual program (8) by the identity (9) in Proposition 1. We implement our debiasing method in both Python and R. In particular, we solve the primal program (4) by the Python package “CVXPY” ([Diamond and Boyd, 2016](#); [Agrawal et al., 2018](#)) or the R package “CVXR” ([Fu et al., 2020](#)). For the dual program (8), we formulate and implement the classical coordinate descent algorithm ([Wright, 2015](#)) as:

$$\left[\widehat{\ell}(x)\right]_j \leftarrow \frac{\mathcal{S}_{\frac{\gamma}{n}}\left(-\frac{1}{2n}\sum_{i=1}^n\widehat{\pi}_i\left(\sum_{k\neq j}X_{ik}X_{jk}\left[\widehat{\ell}(x)\right]_k\right)-x_j\right)}{\frac{1}{2n}\sum_{i=1}^n\widehat{\pi}_iX_{ij}^2} \quad \text{for } j = 1, \dots, d, \quad (25)$$

where $\mathcal{S}_{\frac{\gamma}{n}}(u) = \text{sign}(u) \cdot (u - \frac{\gamma}{n})_+$ is the soft-thresholding operator, and the above procedure will iterate cyclically from $j = 1$ to d until convergence.

The tuning parameter $\gamma > 0$ of our debiasing program is selected from 41 equally spacing values between 0 and $n\|x\|_\infty$ via 5-fold cross-validations according to the dual problem (8), in which $x \in \mathbb{R}^d$ is the current query point. Here, the upper bound for the candidate values of $\gamma > 0$ is set to $n\|x\|_\infty$, because the optimal solution $\widehat{w}(x)$ for the primal problem (4) becomes 0 when $\frac{\gamma}{n} \geq \|x\|_\infty$. There are three different criteria for selecting the final value of $\gamma > 0$ from the cross-validation results.

- (i) The first criterion selects the value of $\gamma > 0$ that minimizes the average cross-validated risk of the dual debiasing program (8), which is known as the “min-CV” rule.
- (ii) The second criterion picks the value of $\gamma > 0$ whose associated average cross-validated risk is at least one standard error (calculated across the 5-folded data) away from the smallest cross-validated risk and is also smaller than the one corresponding to the smallest average cross-validated risk; see Section 3.4.3 in [Breiman et al. \(1984\)](#) and [Chen and Yang \(2021\)](#) for details. We name this criterion as the “1SE” rule. The rationale behind the “1SE” rule is to improve the inference performance of our debiasing method by sacrificing some statistical efficiency (*i.e.*, potentially yielding a larger value of the estimated asymptotic variance) for a less biased estimator.
- (iii) The third criterion chooses the minimal value of $\gamma > 0$ in which the primal program is feasible for all 5 folds of the data. We call it the “min-feas” rule, which would lead to the most conservative confidence interval for our debiasing method.

We recommend the final value of γ to be chosen as any value between the “min-feas” and “1SE” rules, depending how conservative that we need for the subsequent inference from our proposed debiasing program; recall from [Section 4.2](#) for our simulation results.

B Sufficient Conditions for Assumption 6

We present several sufficient conditions in Lemma B.1 under which Assumption 6 on the sparse approximation to the population dual solution $\ell_0(x) \in \mathbb{R}^d$ in Definition 1 holds and illuminate these sufficient conditions through some motivating examples.

Lemma B.1 (Sufficient conditions for the sparse approximation to $\ell_0(x)$). *Under Assumption 4, we let $[\mathbb{E}(RXX^T)]^{-1} := M = (\mathbf{m}_1, \dots, \mathbf{m}_d) \in \mathbb{R}^{d \times d}$, where $\mathbf{m}_k, k = 1, \dots, d$ are columns of the matrix $M \in \mathbb{R}^{d \times d}$. We also denote by $M_{S,T} \in \mathbb{R}^{|S| \times |T|}$ the submatrix of M indexed by $S, T \subset \{1, \dots, d\}$ and let $\sigma_{\min}(M_{S,T})$ be its smallest singular value.*

(a) *If each column of M has at most $m \geq 1$ nonzero entries and the query vector $x \in \mathbb{R}^d$ has at most $s_x \geq 1$ nonzero entries, then Assumption 6 holds with $s_\ell(x) = m \cdot s_x$ and $r_\ell = 0$ for all $n \geq 1$.*

(b) *Suppose that each column \mathbf{m}_k of M lies in $\mathcal{C}_1(J_k, \vartheta)$ for some $J_k \subset \{1, \dots, d\}$ and $\vartheta \in [0, \infty)$. If the query vector $x \in \mathbb{R}^d$ has its support set as $\text{support}(x) = S_x$ of size at most $s_x > 0$ and an index set $J \subset \{1, \dots, d\}$ satisfies $\sigma_{\min}(M_{J,S_x}) > 0$, then Assumption 6 holds with $s_\ell(x) = |J| \cdot R_\ell(n)$ and $r_\ell = O\left(\frac{(1+\vartheta) \cdot K_{J,x}}{\sqrt{R_\ell(n)}}\right)$ for some $R_\ell(n) \rightarrow \infty$ as $n \rightarrow \infty$, where $K_{J,x} = \max_{k \in S_x} \frac{\sqrt{s_x} \|M_{J,k}\|_1}{\sigma_{\min}(M_{J,S_x})}$.*

(c) *Suppose that each column \mathbf{m}_k of M lies in $\mathcal{C}_1(J_k, \vartheta)$ for some $J_k \subset \{1, \dots, d\}$ and $\vartheta \in [0, \infty)$. If the query vector $x \in \mathbb{R}^d$ lies in $\mathcal{C}_1(J, \vartheta_x)$ with the index set $J \subset \{1, \dots, d\}$ satisfying that $\kappa_{\min}(J, \vartheta_x) > 0$, then Assumption 6 holds with $s_\ell(x) = |J| \cdot R_\ell(n)$ and $r_\ell = O\left(\frac{(1+\vartheta)K_{J,x}}{\sqrt{R_\ell(n)}}\right)$ for some $R_\ell(n) \rightarrow \infty$ as $n \rightarrow \infty$, where $K_{J,x} = (1 + \vartheta_x) \max_{1 \leq k \leq d} \frac{\sqrt{|J|} \|M_{J,k}\|_1}{\kappa_{\min}(J, \vartheta_x)}$ with $\kappa_{\min}(J, \vartheta_x) = \inf_{u \in \mathcal{C}_1(J, \vartheta_x)} \frac{\sqrt{|J|} \|M_J u\|_2}{\|u\|_1}$ being the compatibility constant of the submatrix M_J .*

Proof of Lemma B.1. The proof of Lemma B.1 are inspired and modified from Lemma 4 in [Giessing and Wang \(2023\)](#).

(a) Let $S_x = \text{support}(x) \subset \{1, \dots, d\}$ for the fixed query vector $x \in \mathbb{R}^d$. Given that $\max_{1 \leq k \leq d} \|M_k\|_0 \leq m$ and $\ell_0(x) = -2 [\mathbb{E}(RXX^T)]^{-1} x \in \mathbb{R}^d$, we compute that

$$\|\ell_0(x)\|_0 = \|Mx\|_0 = \left\| \sum_{k=1}^d \mathbf{m}_k x_k \right\|_0 = \left\| \sum_{k \in S_x} \mathbf{m}_k x_k \right\|_0 \leq \sum_{k \in S_x} \|\mathbf{m}_k\|_0 \leq m \cdot s_x.$$

Thus, $\ell_0(x)$ by itself is sparse and we can take $\tilde{\ell}(x) = \ell_0(x)$ in Assumption 6 with $s_\ell(x) = m \cdot s_x$ and $r_\ell = 0$ for all $n \geq 1$.

(b) Since each column of M lies in $\mathcal{C}_1(J_k, \vartheta)$ for some $J_k \subset \{1, \dots, d\}$ with $|J_k| = |J|$ and $\vartheta \in [0, \infty)$, we know that $\|M_{S_x^c, j}\|_1 \leq (1 + \vartheta) \|M_{S_x, j}\|_1$ for all $j \in S_x$. Moreover, $\sigma_{\min}(M_{J,S_x}) =$

$\inf_{\text{support}(u)=S_x} \frac{\|M_J u\|_2}{\|u\|_2} > 0$ by our assumption. Now, we compute that

$$\begin{aligned}
\|[\ell_0(x)]_{J^c}\|_1 &= 2 \| [Mx]_{J^c} \|_1 \\
&= 2 \left\| \sum_{k=1}^d M_{J^c,k} \cdot x_k \right\|_1 \\
&\leq 2 \sum_{k \in S_x} \|M_{J^c,k}\|_1 |x_k| \\
&\leq 2 \sum_{k \in S_x} \left(\|M_{J^c \cap J_k^c,k}\|_1 + \|M_{J^c \cap J_k,k}\|_1 \right) |x_k| \\
&\leq 2 \sum_{k \in S_x} \left(\|M_{J_k^c,k}\|_1 + \|M_{J_k,k}\|_1 \right) |x_k| \\
&\leq 2(1 + \vartheta) \sum_{k \in S_x} \|M_{J_k,k}\|_1 |x_k| \\
&\leq 2(1 + \vartheta) \sqrt{s_x} \cdot \max_{k \in S_x} \|M_{J_k,k}\|_1 \|x\|_2 \\
&\leq 2(1 + \vartheta) \sqrt{s_x} \cdot \max_{k \in S_x} \|M_{J_k,k}\|_1 \|(Mx)_J\|_2 \sup_{\text{support}(u)=S_x} \frac{\|u\|_2}{\|(Mu)_J\|_2} \\
&\leq \frac{2(1 + \vartheta) \sqrt{s_x} \max_{k \in S_x} \|M_{J_k,k}\|_1}{\sigma_{\min}(M_{J,S_x})} \cdot \|(Mx)_J\|_1 \\
&\equiv (1 + \vartheta) K_{J,x} \|[\ell_0(x)]_{S_x}\|_1,
\end{aligned}$$

showing that $\ell_0(x) \in \mathcal{C}_1(J, (1 + \vartheta)K_{J,x})$. By Theorem 2.5 in [Foucart and Rauhut \(2013\)](#), there exists a $s_\ell(x)$ -sparse approximation $\tilde{\ell}(x) \in \mathbb{R}^d$ to the population dual solution $\ell_0(x)$ such that

$$\left\| \tilde{\ell}(x) - \ell_0(x) \right\|_2 \leq \frac{1}{2\sqrt{s_\ell(x)}} \|\ell_0(x)\|_1.$$

Combining with $\ell_0(x) \in \mathcal{C}_1(J, (1 + \vartheta)K_{J,x})$, we have that

$$\begin{aligned}
\left\| \tilde{\ell}(x) - \ell_0(x) \right\|_2 &\leq \frac{1}{2\sqrt{s_\ell(x)}} \left[\|[\ell_0(x)]_J\|_1 + \|[\ell_0(x)]_{J^c}\|_1 \right] \\
&\leq \frac{1 + (1 + \vartheta)K_{J,x}}{2\sqrt{s_\ell(x)}} \cdot \|[\ell_0(x)]_J\|_1 \\
&\leq \frac{1 + (1 + \vartheta)K_{J,x}}{2} \sqrt{\frac{|J|}{s_\ell(x)}} \cdot \|\ell_0(x)\|_2.
\end{aligned}$$

Thus, when $s_\ell(x) = |J| \cdot R_\ell(n)$, it follows that

$$\left\| \tilde{\ell}(x) - \ell_0(x) \right\|_2 \leq \frac{1 + (1 + \vartheta)K_{J,x}}{2\sqrt{R_\ell(n)}} \cdot \|\ell_0(x)\|_2,$$

so we take $r_\ell = O\left(\frac{(1+\vartheta)K_{J,x}}{\sqrt{R_\ell(n)}}\right)$ to fulfill Assumption 6.

(c) Since $x \in \mathcal{C}_1(J, \vartheta_x)$, it follows that $\|x_{J^c}\|_1 \leq \vartheta_x \|x_J\|_1$. Now, we compute that

$$\begin{aligned}
\|[\ell_0(x)]_{J^c}\|_1 &= 2 \|(Mx)_{J^c}\|_1 \\
&= 2 \left\| \sum_{k=1}^d M_{J^c,k} x_k \right\|_1 \\
&\leq 2 \max_{1 \leq k \leq d} \|M_{J^c,k}\|_1 \|x\|_1 \\
&\leq 2(1 + \vartheta_x) \max_{1 \leq k \leq d} \|M_{J^c,k}\|_1 \|x_J\|_1 \\
&\leq 2(1 + \vartheta_x) \max_{1 \leq k \leq d} \|M_{J^c,k}\|_1 \|(Mx)_J\|_2 \sup_{u \in \mathcal{C}_1(J, a_0)} \frac{\|u_J\|_1}{\|(Mu)_J\|_2} \\
&\leq 2(1 + \vartheta)(1 + \vartheta_x) \max_{1 \leq k \leq d} \|M_{J^c,k}\|_1 \|(Mx)_J\|_2 \sup_{u \in \mathcal{C}_1(J, \vartheta_x)} \frac{\|u_J\|_1}{\|M_J u\|_2} \\
&= 2(1 + \vartheta)(1 + \vartheta_x) \max_{1 \leq k \leq d} \frac{\sqrt{|J|} \cdot \|M_{J^c,k}\|_1}{\kappa_{\min}(J, \vartheta_x)} \cdot \|(Mx)_J\|_1 \\
&\equiv (1 + \vartheta) K_{J,x} \|[\ell_0(x)]_J\|_1,
\end{aligned}$$

showing that $\ell_0(x) \in \mathcal{C}_1(J, (1 + \vartheta)K_{J,x})$. Therefore, as in the proof of Part (b), we conclude that Assumption 6 holds with $s_\ell(x) = |J| \cdot R_\ell(n)$ and $r_\ell = O\left(\frac{(1+\vartheta)K_{J,x}}{\sqrt{R_\ell(n)}}\right)$. \square

Remark B.1. The constants $\kappa_{\min}(M_{S_x, S_x})$ and $\kappa_{\min}(J, \vartheta_x)$ in (b) and (c) of Lemma B.1 are well-known in the statistical literature. Sun and Zhang (2012, 2013) introduced the eigenvalue version of $\sigma_{\min}(M_{J, S_x}) > 0$ to study the least-square and precision matrix estimations after the scaled lasso selection. The compatibility constant $\kappa_{\min}(J, \vartheta_x)$ appears even more commonly in the literature (see Section 6.2.2 in Bühlmann and van De Geer 2011), given that it is also related to our restricted eigenvalue condition (17) as:

$$\kappa_{\min}(J, a_0) = \inf_{u \in \mathcal{C}_1(J, \vartheta_x)} \frac{\sqrt{|J|} \cdot \|M_J u\|_2}{\|u_J\|_1} \geq \inf_{u \in \mathcal{C}_1(J, \vartheta_x)} \frac{\|M_J u\|_2}{\|u\|_2}.$$

Now, we illustrate these sufficient conditions in Lemma B.1 through the linear regression model (1) under both MCAR and MAR data settings and connect the sparsity structure of $[\mathbb{E}(RXX^T)]^{-1} \in \mathbb{R}^{d \times d}$ with the well-studied covariance matrix $\Sigma \in \mathbb{R}^{d \times d}$ of the covariate vector $X \in \mathbb{R}^d$ in the statistical literature.

Example 1 (Linear regression model under the MCAR mechanism). Recall the high-dimensional sparse linear regression model (1) in Assumption 1 as:

$$Y = X^T \beta + \epsilon \quad \text{with} \quad \mathbb{E}(\epsilon|X) = 0 \quad \text{and} \quad \mathbb{E}(\epsilon^2|X) = \sigma_\epsilon^2.$$

Furthermore, we suppose, without loss of generality, that the covariate vector $X \in \mathbb{R}^d$ is centered

in this example, i.e., $\mathbb{E}(X) = 0$. In order to study the sparsity structure of

$$\ell_0(x) = -2 [\mathbb{E}(RXX^T)]^{-1} x := -2Mx,$$

it suffices to exploit the (weak) sparsity of $M = [\mathbb{E}(RXX^T)]^{-1} \in \mathbb{R}^{d \times d}$ by Lemma B.1 when the query point $x \in \mathbb{R}^d$ is sparse or lie in a cone of dominant coordinates $\mathcal{C}_1(J, \vartheta_x)$. In particular, under the MCAR setting, we know that $R \perp\!\!\!\perp (Y, X)$, and the propensity score satisfies $\pi(X, Y) = \mathbb{P}(R = 1|X, Y) = \mathbb{P}(R = 1)$ so that

$$M = [\mathbb{E}(RXX^T)]^{-1} = \frac{1}{\mathbb{P}(R = 1)} \cdot \Sigma^{-1}$$

will be sparse if and only if the precision matrix Σ^{-1} is sparse. Examples of sparse precision matrices include the auto-regressive model of order $q \geq 1$ (whose precision matrix is banded; see, e.g., Section 9.2 in Lindsey 2004) and solutions to the graphical Lasso model (Friedman et al., 2008) or other L_1 -minimization programs (Cai et al., 2016). In addition, as the sufficient conditions in Lemma B.1(b,c) only require each column of Σ^{-1} to lie in $\mathcal{C}_1(J, \vartheta)$ for some $J \subset \{1, \dots, d\}$, any moving-average process of order $q \geq 1$ (whose precision matrix is Toeplitz; recall Σ^{ar} in Section 4.1) and other short-range dependent processes (Rosenblatt, 2015) will have their precision matrices fulfilling the requirements as well.

Example 2 (Linear regression model under the MAR mechanism). Under the same linear model setup in Example 1, we consider the MAR setting $R \perp\!\!\!\perp Y|X$, in which the propensity score becomes $\pi(X) = \mathbb{P}(R = 1|X)$. We consider several scenarios that relate the sparsity structures of $M = [\mathbb{E}(RXX^T)]^{-1} \in \mathbb{R}^{d \times d}$ to the covariance matrix $\Sigma = \mathbb{E}(XX^T) \in \mathbb{R}^{d \times d}$.

1. Suppose that the propensity score $\pi(X)$ depends on at most $1 \leq s_\pi \ll d$ covariates in $X \in \mathbb{R}^d$, i.e., without loss of generality,

$$\pi(x) = \mathbb{P}(R = 1|X = (x_1, \dots, x_d)^T) = \pi(x_1, \dots, x_{s_\pi}). \quad (26)$$

We further assume that the first few covariates $X^{(1)}, \dots, X^{(d_1)}$ with $d_1 \geq s_\pi$ are independent of the rest covariates $X^{(d_1+1)}, \dots, X^{(d_1+d_2)}$ in the covariate vector $X = (X^{(1)}, \dots, X^{(d)})^T \in \mathbb{R}^d$ with $d = d_1 + d_2$. Then, the covariance matrix Σ is block diagonal as $\Sigma = \begin{pmatrix} \Sigma_1 & \mathbf{0} \\ \mathbf{0} & \Sigma_2 \end{pmatrix}$, where $\Sigma_1 \in \mathbb{R}^{d_1 \times d_1}$ and $\Sigma_2 \in \mathbb{R}^{d_2 \times d_2}$. Under the sparsity assumption (26) on the propensity score $\pi(X)$, we know that

$$\mathbb{E}(RXX^T) = \mathbb{E}(\pi(X)XX^T) = \begin{pmatrix} \tilde{\Sigma}_1 & \mathbf{0} \\ \mathbf{0} & \Sigma_2 \end{pmatrix} \quad \text{and} \quad M = [\mathbb{E}(RXX^T)]^{-1} = \begin{pmatrix} \tilde{\Sigma}_1^{-1} & \mathbf{0} \\ \mathbf{0} & \Sigma_2^{-1} \end{pmatrix}.$$

Thus, the sufficient condition (a) in Lemma B.1 holds.

2. More generally, the complete-case gram matrix $E(RXX^T) = \begin{pmatrix} \tilde{\Sigma}_{11} & \tilde{\Sigma}_{12} \\ \tilde{\Sigma}_{21} & \tilde{\Sigma}_{22} \end{pmatrix}$ has its inverse as:

$$\begin{aligned} M &= [E(RXX^T)]^{-1} \\ &= \begin{pmatrix} \tilde{\Sigma}_{11}^{-1} + \tilde{\Sigma}_{11}^{-1}\tilde{\Sigma}_{12} \left(\tilde{\Sigma}_{22} - \tilde{\Sigma}_{21}\tilde{\Sigma}_{11}^{-1}\tilde{\Sigma}_{22} \right)^{-1} \tilde{\Sigma}_{21}\tilde{\Sigma}_{11}^{-1} & -\tilde{\Sigma}_{11}^{-1}\tilde{\Sigma}_{12} \left(\tilde{\Sigma}_{22} - \tilde{\Sigma}_{21}\tilde{\Sigma}_{11}^{-1}\tilde{\Sigma}_{22} \right)^{-1} \\ - \left(\tilde{\Sigma}_{22} - \tilde{\Sigma}_{21}\tilde{\Sigma}_{11}^{-1}\tilde{\Sigma}_{22} \right)^{-1} \tilde{\Sigma}_{21}\tilde{\Sigma}_{11}^{-1} & \left(\tilde{\Sigma}_{22} - \tilde{\Sigma}_{21}\tilde{\Sigma}_{11}^{-1}\tilde{\Sigma}_{22} \right)^{-1} \end{pmatrix}. \end{aligned}$$

If the entries of $\tilde{\Sigma}_{21} = \tilde{\Sigma}_{12}^T$ are relatively small in their absolute values, which happens when, e.g., $\Sigma = E(XX^T)$ is diagonally dominant (such as banded, Toeplitz, or other sparse covariance matrices; recall Σ^{cs} and Σ^{ar} in [Section 4.1](#)) together with [\(26\)](#), then the off-diagonal block matrices of $M = [E(RXX^T)]^{-1}$ given by

$$- \left(\tilde{\Sigma}_{22} - \tilde{\Sigma}_{21}\tilde{\Sigma}_{11}^{-1}\tilde{\Sigma}_{22} \right)^{-1} \tilde{\Sigma}_{21}\tilde{\Sigma}_{11}^{-1} = - \left[\tilde{\Sigma}_{11}^{-1}\tilde{\Sigma}_{12} \left(\tilde{\Sigma}_{22} - \tilde{\Sigma}_{21}\tilde{\Sigma}_{11}^{-1}\tilde{\Sigma}_{22} \right)^{-1} \right]^T$$

are also small in their absolute values compared with the diagonal block matrices of M and therefore, the sufficient conditions (b) and (c) in [Lemma B.1](#) apply.

C Generalized Linear Model with Lasso Regularization for Propensity Score Estimation

Recall that the consistency and asymptotic normality of our proposed debiasing method holds as long as the propensity scores are consistently estimated on the sample covariate vectors $X_i, i = 1, \dots, n$ under a mild rate of convergence [\(21\)](#). While it is not necessary to estimate the propensity scores via parametric models for our debiasing method (see [Section 4.4](#) for our simulation results), the generalized linear model always serves as a baseline approach and can approximate many complex nonparametric models by including as many (well-designed) covariates as possible. As a result, the covariate vector is often high-dimensional with $d \gg n$ in practice, and we consider estimating the propensity score $\pi(x) = P(R = 1|X = x)$ under the MAR assumption ([Assumption 1](#)) with the data $\{(X_i, R_i)\}_{i=1}^n \subset \mathbb{R}^d \times \{0, 1\}$ by the Lasso-type generalized linear regression defined as:

$$\begin{aligned} \hat{\theta} &= \arg \min_{\theta \in \mathbb{R}^d} \left\{ -\frac{1}{n} \sum_{i=1}^n R_i \log \left[\frac{\varphi(X_i^T \theta)}{1 - \varphi(X_i^T \theta)} \right] - \frac{1}{n} \sum_{i=1}^n \log [1 - \varphi(X_i^T \theta)] + \zeta \|\theta\|_1 \right\} \\ &:= \arg \min_{\theta \in \mathbb{R}^d} [\mathcal{L}_\varphi(\theta) + \zeta \|\theta\|_1], \end{aligned} \tag{27}$$

where $\mathcal{L}_\varphi : \mathbb{R}^d \rightarrow \mathbb{R}$ is the negative log-likelihood function associated with a known link function $\varphi : \mathbb{R} \rightarrow (0, 1)$ and $\zeta > 0$ is a regularization parameter. In particular, when the logistic link function $\varphi_{\log}(u) = \frac{1}{1+e^{-u}}$ is applied, the above regression problem [\(27\)](#) reduces to the Lasso-type logistic

regression as:

$$\hat{\theta} = \arg \min_{\theta \in \mathbb{R}^d} \left\{ -\frac{1}{n} \sum_{i=1}^n \left[R_i X_i^T \theta - \log \left(1 + e^{X_i^T \theta} \right) \right] + \zeta \|\theta\|_1 \right\}. \quad (28)$$

With the estimate $\hat{\theta}$ from the Lasso-type generalized linear regression (27), it is also feasible to derive an explicit formula of $r_\pi = r_\pi(n, \delta)$ in Assumption 5 for the estimated propensity scores $\hat{\pi}_i, i = 1, \dots, n$ under the following regularity conditions.

Assumption 7 (Sparse generalized linear propensity score model). *Under Assumption 1, the missingness variable $R \in \{0, 1\}$ is generated from the following model as:*

$$R|X \sim \text{Bernoulli}(\varphi(X^T \theta_0)), \quad (29)$$

where $\varphi : \mathbb{R} \rightarrow (0, 1)$ is a known link function and $\theta_0 \in \mathbb{R}^d$ is a high-dimensional sparse vector with support S_θ and $|S_\theta| = \|\theta_0\|_0 = s_\theta \ll d$.

Assumption 8 ($\mathcal{C}_1(S_\theta, 3)$ -restricted eigenvalue condition on $E(RXX^T)$). *The $\mathcal{C}_1(S_\theta, 3)$ -restricted minimum eigenvalue of the complete-case population gram matrix $E(RXX^T) \in \mathbb{R}^{d \times d}$ is bounded away from zero, i.e., there exists an absolute constant $\rho > 0$ such that*

$$E[R(X^T v)^2] > \rho \|v\|_2^2 \quad \text{for any } v \in \mathcal{C}_1(S_\theta, 3),$$

where S_θ is the support of the s_θ -sparse vector $\theta_0 \in \mathbb{R}^d$.

Assumption 9 (Regular link function). *The link function φ satisfies the following regularity conditions.*

- (a) $\varphi : \mathbb{R} \rightarrow [0, 1]$ is twice differentiable, nondecreasing, and L_φ -Lipschitz on \mathbb{R} as well as concave on \mathbb{R}^+ for some absolute constant $L_\varphi > 0$; also, for any $u \in \mathbb{R}$, it holds that $\varphi(x) + \varphi(-x) = 1$.
- (b) There exists an absolute constant $A_\varphi > 0$ such that $\frac{\varphi'(u)}{1-\varphi(u)} \leq A_\varphi$ for all $u \geq 0$.
- (c) For $\mathcal{L}_\varphi(\theta)$ defined in (27), there exists an absolute constant $A_H > 1$ such that the Hessian matrix $\nabla \nabla \mathcal{L}_\varphi(\theta)$ can be expressed as $\nabla \nabla \mathcal{L}_\varphi(\theta) = \frac{1}{n} \sum_{i=1}^n H(\theta; R_i, X_i) X_i X_i^T$ for some $H(\theta; R_i, X_i) > 0$ satisfying

$$|\log H(\theta + b; R_i, X_i) - \log H(\theta; R_i, X_i)| \leq A_H (|X_i^T \theta|^2 + |X_i^T b|^2 + |X_i^T b|)$$

for any $\theta, b \in \mathbb{R}^d$ and $i = 1, \dots, n$.

The sparse generalized linear regression setup in Assumption 7 is commonly imposed in the statistical literature to handle high-dimensional data (van de Geer, 2008; Huang and Zhang, 2012; Cai et al., 2021). Assumption 8 is the restricted eigenvalue condition over the cone $\mathcal{C}_1(S_\theta, 3)$; recall (17). In Assumption 9, the constants $A_\varphi, A_H > 0$ only depend on the link function φ . A similar condition is also imposed in Cai et al. (2021) to establish the consistency of $\hat{\theta}$ in (27)

and derive the asymptotic normality of their debiased estimator for $\widehat{\theta}$. One can verify by direct calculations and Example 8 in [Huang and Zhang \(2012\)](#) that the logistic link function $\varphi_{\log}(u) = \frac{1}{1+e^{-u}}$ satisfies Assumption 9. Furthermore, Section 3 of the supplement in [Cai et al. \(2021\)](#) also verifies Assumption 9 for the probit link function $\varphi_{\text{probit}}(u) = \frac{1}{\sqrt{2\pi}} \int_{-\infty}^u e^{-\frac{t^2}{2}} dt$, the class of generalized logistic functions, as well as the CDFs of Student's t_ν -distributions with any $\nu \in \mathbb{N}$ in their latent variable model (Example 3 in their supplement).

Remark C.1. Assumption 9(b) implies that $\max\left\{\frac{\varphi'(u)}{\varphi(u)}, \frac{\varphi'(u)}{1-\varphi(u)}\right\} \leq A_\varphi$ for the same constant $A_\varphi > 0$. This is because if $u \geq 0$, then by Assumption 9(a), $\varphi(u) \geq \frac{1}{2}$ and consequently,

$$\frac{\varphi'(u)}{\varphi(u)} \leq \frac{\varphi'(u)}{1-\varphi(u)} \leq A_\varphi.$$

On the other hand, if $u < 0$, then Assumption 9(a) also shows that $\varphi(u) \leq \frac{1}{2}$ and therefore,

$$\frac{\varphi'(u)}{1-\varphi(u)} \leq \frac{\varphi'(u)}{\varphi(u)} = \frac{\varphi'(-u)}{1-\varphi(-u)} \leq A_\varphi,$$

where we use the condition that $\varphi(x) + \varphi(-x) = 1$ and $\varphi'(x) - \varphi'(-x) = 0$ in Assumption 9(a).

As for Assumption 9(c), some algebra show that

$$H(\theta; R_i, X_i) = -\frac{R_i \left[\varphi''(X_i^T \theta) \varphi(X_i^T \theta) - (\varphi'(X_i^T \theta))^2 \right]}{[\varphi(X_i^T \theta)]^2} + \frac{(1-R_i) \left[\varphi''(X_i^T \theta) (1-\varphi(X_i^T \theta)) + (\varphi'(X_i^T \theta))^2 \right]}{[1-\varphi(X_i^T \theta)]^2}.$$

Hence, a sufficient condition for $H(\theta; R_i, X_i) > 0$ is that

$$[\varphi'(X_i^T \theta)]^2 > \max \left\{ \varphi''(X_i^T \theta) \varphi(X_i^T \theta), \varphi''(X_i^T \theta) [\varphi(X_i^T \theta) - 1] \right\}, \quad (30)$$

which is also equivalent to $[\varphi'(X_i^T \theta)]^2 > \varphi''(X_i^T \theta) \varphi(X_i^T \theta)$ for all $X_i^T \theta < 0$. This condition can be easily verified for the logistic link function $\varphi_{\log}(u) = \frac{1}{1+e^{-u}}$ and the probit link function $\varphi_{\text{probit}}(u) = \frac{1}{\sqrt{2\pi}} \int_{-\infty}^u e^{-\frac{t^2}{2}} dt$.

Under the above regularity conditions, we derive the explicit formula for $r_\pi = r_\pi(n, \delta)$ as follows.

Proposition C.1. Let $\delta \in (0, 1)$ and $A_1, A_2, A_3, A_4 > 0$ be some absolute constants. Suppose that Assumptions 2, 7, 8, and 9 hold as well as

$$d \geq s_\theta + 2, \quad A_1 \phi_{s_\theta} \log \left(\frac{\phi_{s_\theta}}{\rho} \right) \sqrt{\frac{\phi_1 s_\theta \log d}{n}} \leq \frac{\rho}{8}, \quad \text{and} \quad A_2 \exp \left[-\frac{n\rho^2}{\phi_{s_\theta}^2 \log^2 \left(\frac{\phi_{s_\theta}}{\rho} \right)} - \phi_1 s_\theta \log d \right] \leq \delta.$$

If $\zeta = A_3 A_\varphi \sqrt{\frac{\phi_1 \log(d/\delta)}{n}}$, then the rate of consistency $r_\pi = r_\pi(n, \delta)$ in Assumption 5 can be taken

as:

$$r_\pi(n, \delta) = \frac{A_4 L_\varphi A_\varphi}{\rho} \sqrt{\frac{\phi_1 \phi_{s_\theta} s_\theta \log(d/\delta)}{n} \left[\log\left(\frac{n}{\delta}\right) + s_\theta \log\left(\frac{ed}{s_\theta}\right) \right]}.$$

The proof of Proposition C.1 is in Section E.8, which relies on the consistency of $\|\widehat{\theta} - \theta_0\|_2$ obtained from the Lasso-type generalized linear regression (27) as in Lemma E.2. It suggests that the rate of convergence for r_π is of the order $O_P\left(\frac{s_\theta \log d}{\sqrt{n}}\right)$, provided that all other model parameters $L_\varphi, A_\varphi, \rho, \phi_1, \phi_{s_\theta} > 0$ are independent of d and n with $\delta = \frac{1}{d}$ and $d > n$.

D Additional Simulation Results

We have carried out simulations in Section 4 of the main paper that compares our proposed debiasing inference method with those standard methods in the literature under various data generating processes and the MAR settings. Here, we supplement the full records of those simulation results mentioned in the main paper. Additionally, we conduct comparative experiments under the simpler MCAR setting for completeness and interpretations of Example 1.

D.1 Full Comparative Simulation Results

Here is an outline for all the comparative simulation results in this section.

- Figure 7 displays the comparative plots in terms of the three evaluation metrics and normality test under the Toeplitz (or auto-regressive) covariance design with Gaussian $\mathcal{N}(0, 1)$ noise on a selected simulation setting.
- Table 1 presents the simulation results under the circulant symmetric covariance matrix Σ^{cs} , Gaussian noise $\mathcal{N}(0, 1)$, and the MAR setting (23) in Section 4.1.
- Table 2 presents the simulation results under the Toeplitz (or auto-regressive) covariance matrix Σ^{ar} , Gaussian noise $\mathcal{N}(0, 1)$, and the MAR setting (23).
- Table 3 presents the simulation results under the circulant symmetric covariance matrix Σ^{cs} , Laplace $\left(0, \frac{1}{\sqrt{2}}\right)$ distributed noise, and the MAR setting (23).
- Table 4 presents the simulation results under the circulant symmetric covariance matrix Σ^{cs} , t_2 distributed noise, and the MAR setting (23).
- Table 5 presents the simulation results under the Toeplitz (or auto-regressive) covariance matrix Σ^{ar} , Laplace $\left(0, \frac{1}{\sqrt{2}}\right)$ distributed noise, and the MAR setting (23).
- Table 6 presents the simulation results under the Toeplitz (or auto-regressive) covariance matrix Σ^{ar} , t_2 distributed noise, and the MAR setting (23).

- [Figure 9](#) displays the simulation results for our debiasing method with dense β_0^{de} and sparse $x^{(2)}$ when the propensity scores are estimated by various machine learning methods under the new MAR setting (24).
- [Table 7](#) presents the simulation results for our proposed debiasing method when the propensity scores are estimated by various machine learning methods under the circulant symmetric covariance matrix Σ^{cs} , Gaussian noises $\mathcal{N}(0, 1)$, and the new MAR setting (24) in [Section 4.4](#).
- [Figure 8](#) supplements the “QQ-plots” corresponding to the asymptotic normality plots for our proposed debiasing method in [Figure 9](#) and [Figure 5](#) when the propensity scores are estimated by various machine learning methods under the circulant symmetric covariance matrix Σ^{cs} , Gaussian noises $\mathcal{N}(0, 1)$, and the new MAR setting (24).

D.2 Simulations Under the MCAR Setting

We follow our comparative simulation designs in [Section 4.1](#) but define the missingness indicators $R_i, i = 1, \dots, n$ through a MCAR mechanism as $P(R_i = 1) = 0.7$ for $i = 1, \dots, n$. Under the MCAR setting, both the circulant symmetric matrix Σ^{cs} and the Toeplitz matrix Σ^{ar} will have their inverses satisfying our sufficient conditions for the sparse approximation to the population dual solution $\ell_0(x)$ in [Lemma B.1](#) as we have illuminated in [Example 1](#) as well. The simulation results are shown in [Table 8](#) and [Table 9](#) under the Gaussian noise $\mathcal{N}(0, 1)$ setting, and the conclusions are similar to the main takeaways from the MAR simulation studies in [Section 4.2](#). We omit the simulation results for other types of the noise distribution, since they share similar patterns with the Gaussian noise setting and we have demonstrated in [Section 4.3](#) that our proposed debiasing method is robust to other heavy-tailed noise distributions.

E Proofs

This section consists of the proofs for theorems and propositions in the main paper as well as other auxiliary results.

E.1 Additional Notations

We denote by $\{X_i\}_{i=1}^\infty$ a sequence of independent \mathcal{X} -valued random elements with common probability measure P . In most cases of this paper, \mathcal{X} is the Euclidean space \mathbb{R}^d . For any measure Q and any real-valued Q -integrable function f on the measurable space $(\mathcal{X}, \mathcal{A})$, we write $Qf = \int f dQ$ and denote by $L_p(\mathcal{X}, \mathcal{A}, Q)$ with $p \in [1, \infty)$ as the space of all real-valued measurable functions f on $(\mathcal{X}, \mathcal{A})$ with finite $L_p(Q)$ -norm, *i.e.*, $\|f\|_{Q,p} := (\int |f|^p dQ)^{\frac{1}{p}} < \infty$. The empirical measure \mathbb{P}_n associated with observations $\{X_1, \dots, X_n\}$ is defined as the random measure on $(\mathcal{X}, \mathcal{A})$ given by $\mathbb{P}_n = \frac{1}{n} \sum_{i=1}^n \delta_{X_i}$, where δ_x is the Dirac measure at point $x \in \mathcal{X}$. We denote the empirical process

	DL-Jav (CC)	DL-Jav (IPW)	DL-Jav (Oracle)	DL-vdG (CC)	DL-vdG (IPW)	DL-vdG (Oracle)	R-Proj (CC)	R-Proj (IPW)	R-Proj (Oracle)	Refit (CC)	Refit (IPW)	Refit (Oracle)	Debias (min-CV)	Debias (ISE)	Debias (min-feas)
$d = 1000, n = 900$, sparse β_0^{sp} , and $x^{(1)}$ so that $m(x^{(1)}) = x^{(1)T} \beta_0^{sp} = \beta_{0,1}^{(a)}$															
Avg-Bias	0.033	0.035	0.028	0.182	0.059	0.187	0.249	0.198	0.315	0.032	0.038	0.028	0.042	0.039	0.038
Avg-Cov	0.966	0.967	0.962	0.895	0.883	0.904	0.962	0.958	0.940	0.946	0.889	0.948	0.852	0.898	0.914
Avg-Len	0.176	0.184	0.145	0.222	0.186	0.169	0.369	0.305	0.638	0.162	0.156	0.133	0.151	0.161	0.168
$d = 1000, n = 900$, dense β_0^{de} , and $x^{(1)}$ so that $m(x^{(1)}) = x^{(1)T} \beta_0^{de} = \beta_{0,1}^{(b)}$															
Avg-Bias	0.144	0.150	0.108	0.186	0.162	0.442	0.098	0.104	0.207	0.175	0.187	0.139	0.224	0.191	0.172
Avg-Cov	0.994	0.989	0.999	0.896	0.857	0.895	1.00	0.998	0.996	0.925	0.835	0.916	0.859	0.931	0.969
Avg-Len	0.980	0.993	0.844	0.759	0.595	0.609	1.253	1.042	1.784	0.789	0.663	0.608	0.819	0.871	0.908
$d = 1000, n = 900$, pseudo-dense β_0^{pd} , and $x^{(1)}$ so that $m(x^{(1)}) = x^{(1)T} \beta_0^{pd} = \beta_{0,1}^{(c)}$															
Avg-Bias	0.044	0.048	0.035	0.063	0.051	0.088	0.068	0.057	0.088	0.048	0.050	0.037	0.066	0.059	0.055
Avg-Cov	0.985	0.982	0.996	0.884	0.857	0.901	0.987	0.983	0.985	0.937	0.888	0.939	0.857	0.913	0.949
Avg-Len	0.284	0.291	0.237	0.229	0.190	0.359	0.404	0.351	0.527	0.222	0.199	0.171	0.241	0.256	0.267
$d = 1000, n = 900$, sparse β_0^{sp} , and $x^{(2)}$ so that $m(x^{(2)}) = x^{(2)T} \beta_0^{sp}$															
Avg-Bias	0.042	0.042	0.037	0.143	0.126	0.109	NA	NA	NA	0.036	0.043	0.030	0.039	0.039	0.042
Avg-Cov	0.982	0.995	0.988	0.810	0.847	0.828	NA	NA	NA	0.956	0.892	0.955	0.929	0.937	0.938
Avg-Len	0.263	0.312	0.236	0.232	0.247	0.187	NA	NA	NA	0.175	0.170	0.144	0.174	0.183	0.201
$d = 1000, n = 900$, dense β_0^{de} , and $x^{(2)}$ so that $m(x^{(2)}) = x^{(2)T} \beta_0^{de}$															
Avg-Bias	0.170	0.184	0.132	0.352	0.226	0.241	NA	NA	NA	0.245	0.280	0.179	0.217	0.207	0.183
Avg-Cov	1.00	1.00	1.00	0.748	0.823	0.808	NA	NA	NA	0.870	0.719	0.896	0.921	0.940	0.990
Avg-Len	1.659	1.853	1.514	1.011	0.791	0.763	NA	NA	NA	0.931	0.787	0.725	0.939	0.989	1.089
$d = 1000, n = 900$, pseudo-dense β_0^{pd} , and $x^{(2)}$ so that $m(x^{(2)}) = x^{(2)T} \beta_0^{pd}$															
Avg-Bias	0.054	0.056	0.046	0.111	0.078	0.151	NA	NA	NA	0.059	0.065	0.046	0.067	0.065	0.060
Avg-Cov	0.999	1.00	1.00	0.739	0.817	0.799	NA	NA	NA	0.920	0.858	0.917	0.904	0.927	0.965
Avg-Len	0.467	0.530	0.414	0.305	0.252	0.238	NA	NA	NA	0.266	0.239	0.205	0.277	0.291	0.321
$d = 1000, n = 900$, sparse β_0^{sp} , and $x^{(3)}$ so that $m(x^{(3)}) = x^{(3)T} \beta_0^{sp} = \beta_{0,100}^{(a)}$															
Avg-Bias	0.025	0.025	0.022	1.277	0.695	0.377	0.740	0.556	0.739	0.00	0.001	0.00	0.031	0.033	0.035
Avg-Cov	0.992	0.994	0.989	0.938	0.926	0.921	0.960	0.963	0.937	1.00	0.993	1.00	0.949	0.944	0.944
Avg-Len	0.176	0.185	0.145	9.836	10.251	0.772	6.590	1.483	1.177	0.00	0.001	0.00	0.151	0.161	0.168
$d = 1000, n = 900$, dense β_0^{de} , and $x^{(3)}$ so that $m(x^{(3)}) = x^{(3)T} \beta_0^{de} = \beta_{0,100}^{(b)}$															
Avg-Bias	0.103	0.104	0.090	0.487	0.378	0.211	0.093	0.096	0.084	0.188	0.192	0.192	0.191	0.174	0.161
Avg-Cov	0.998	0.998	0.999	0.910	0.890	0.904	1.00	0.997	0.997	0.001	0.056	0.007	0.901	0.948	0.972
Avg-Len	0.981	0.994	0.844	2.226	0.852	0.598	1.256	1.073	1.728	0.013	0.057	0.025	0.819	0.870	0.910
$d = 1000, n = 900$, pseudo-dense β_0^{pd} , and $x^{(3)}$ so that $m(x^{(3)}) = x^{(3)T} \beta_0^{pd} = \beta_{0,100}^{(c)}$															
Avg-Bias	0.031	0.031	0.028	0.218	0.579	0.344	0.122	0.561	0.316	0.039	0.041	0.040	0.053	0.052	0.051
Avg-Cov	0.995	0.996	0.998	0.935	0.915	0.924	0.996	0.987	0.987	0.00	0.016	0.00	0.929	0.948	0.966
Avg-Len	0.284	0.291	0.237	1.303	6.825	56.095	1.567	1.857	28.765	0.001	0.007	0.002	0.241	0.256	0.268
$d = 1000, n = 900$, sparse β_0^{sp} , and $x^{(4)}$ so that $m(x^{(4)}) = x^{(4)T} \beta_0^{sp}$															
Avg-Bias	0.033	0.035	0.029	0.072	0.088	0.196	NA	NA	NA	0.031	0.037	0.025	0.034	0.034	0.034
Avg-Cov	0.977	0.991	0.981	0.857	0.875	0.876	NA	NA	NA	0.955	0.906	0.963	0.918	0.936	0.945
Avg-Len	0.197	0.234	0.180	0.187	0.200	0.180	NA	NA	NA	0.162	0.156	0.133	0.152	0.162	0.168
$d = 1000, n = 900$, dense β_0^{de} , and $x^{(4)}$ so that $m(x^{(4)}) = x^{(4)T} \beta_0^{de}$															
Avg-Bias	0.143	0.152	0.109	0.235	0.169	0.335	NA	NA	NA	0.184	0.220	0.147	0.198	0.177	0.165
Avg-Cov	1.00	0.998	1.00	0.849	0.865	0.872	NA	NA	NA	0.905	0.783	0.893	0.900	0.939	0.968
Avg-Len	1.212	1.350	1.122	0.817	0.642	0.637	NA	NA	NA	0.790	0.664	0.608	0.821	0.875	0.910
$d = 1000, n = 900$, pseudo-dense β_0^{pd} , and $x^{(4)}$ so that $m(x^{(4)}) = x^{(4)T} \beta_0^{pd}$															
Avg-Bias	0.045	0.047	0.036	0.076	0.056	0.108	NA	NA	NA	0.048	0.052	0.037	0.063	0.057	0.055
Avg-Cov	0.997	0.998	0.999	0.829	0.859	0.857	NA	NA	NA	0.928	0.874	0.934	0.880	0.927	0.949
Avg-Len	0.343	0.389	0.309	0.246	0.205	0.195	NA	NA	NA	0.222	0.199	0.171	0.242	0.258	0.268

Table 1: Simulation results under the circulant symmetric covariance matrix Σ^{cs} , Gaussian noise $\mathcal{N}(0, 1)$, and the MAR setting (23). Nearly all the standard errors for the above average quantities are less than 0.01 except for those associated with “DL-vdG” or “R-Proj” and thus omitted.

	DL-Jav (CC)	DL-Jav (IPW)	DL-Jav (Oracle)	DL-vdG (CC)	DL-vdG (IPW)	DL-vdG (Oracle)	R-Proj (CC)	R-Proj (IPW)	R-Proj (Oracle)	Refit (CC)	Refit (IPW)	Refit (Oracle)	Debias (min-CV)	Debias (ISE)	Debias (min-feas)
$d = 1000, n = 900$, sparse β_0^{sp} , and $x^{(1)}$ so that $m(x^{(1)}) = x^{(1)T} \beta_0^{sp} = \beta_{0,1}^{(a)}$															
Avg-Bias	0.071	0.072	0.062	0.636	0.641	0.565	0.579	0.481	0.608	0.073	0.074	0.060	0.074	0.075	0.089
Avg-Cov	0.888	0.889	0.884	0.919	0.904	0.915	0.953	0.950	0.950	0.946	0.944	0.956	0.889	0.913	0.939
Avg-Len	0.279	0.281	0.248	0.749	1.283	0.610	1.196	1.539	1.917	0.354	0.352	0.301	0.296	0.326	0.413
$d = 1000, n = 900$, dense β_0^{de} , and $x^{(1)}$ so that $m(x^{(1)}) = x^{(1)T} \beta_0^{de} = \beta_{0,1}^{(b)}$															
Avg-Bias	0.284	0.291	0.157	0.295	0.296	0.567	0.297	0.219	0.372	0.428	0.257	0.178	0.468	0.405	0.358
Avg-Cov	0.747	0.748	0.913	0.540	0.400	0.536	0.943	0.800	0.945	0.781	0.748	0.824	0.845	0.915	0.987
Avg-Len	0.828	0.843	0.673	0.550	0.329	0.536	1.008	0.617	0.833	1.157	0.758	0.593	1.651	1.819	2.306
$d = 1000, n = 900$, pseudo-dense β_0^{pd} , and $x^{(1)}$ so that $m(x^{(1)}) = x^{(1)T} \beta_0^{pd} = \beta_{0,1}^{(c)}$															
Avg-Bias	0.092	0.093	0.074	0.122	0.260	0.132	0.118	0.181	0.265	0.098	0.095	0.075	0.103	0.096	0.101
Avg-Cov	0.861	0.863	0.894	0.828	0.800	0.852	0.948	0.935	0.925	0.912	0.903	0.921	0.874	0.926	0.961
Avg-Len	0.341	0.342	0.301	0.362	0.312	0.462	0.611	0.593	1.490	0.416	0.388	0.335	0.390	0.429	0.544
$d = 1000, n = 900$, sparse β_0^{sp} , and $x^{(2)}$ so that $m(x^{(2)}) = x^{(2)T} \beta_0^{sp}$															
Avg-Bias	0.058	0.058	0.052	0.157	0.376	0.295	NA	NA	NA	0.048	0.049	0.041	0.056	0.060	0.070
Avg-Cov	0.989	0.993	0.994	0.901	0.892	0.886	NA	NA	NA	0.948	0.948	0.952	0.934	0.942	0.956
Avg-Len	0.354	0.388	0.319	0.372	0.605	0.320	NA	NA	NA	0.237	0.237	0.202	0.255	0.287	0.348
$d = 1000, n = 900$, dense β_0^{de} , and $x^{(2)}$ so that $m(x^{(2)}) = x^{(2)T} \beta_0^{de}$															
Avg-Bias	0.241	0.244	0.135	0.255	0.211	0.253	NA	NA	NA	0.376	0.244	0.177	0.386	0.336	0.310
Avg-Cov	0.977	0.982	1.00	0.577	0.408	0.532	NA	NA	NA	0.698	0.693	0.750	0.852	0.939	0.981
Avg-Len	1.367	1.457	1.074	0.518	0.309	0.490	NA	NA	NA	0.996	0.650	0.519	1.426	1.603	1.943
$d = 1000, n = 900$, pseudo-dense β_0^{pd} , and $x^{(2)}$ so that $m(x^{(2)}) = x^{(2)T} \beta_0^{pd}$															
Avg-Bias	0.083	0.083	0.069	0.096	0.184	0.199	NA	NA	NA	0.086	0.083	0.067	0.091	0.085	0.087
Avg-Cov	0.991	0.993	0.996	0.829	0.812	0.840	NA	NA	NA	0.918	0.906	0.921	0.872	0.933	0.962
Avg-Len	0.523	0.557	0.456	0.342	0.293	0.427	NA	NA	NA	0.375	0.349	0.301	0.336	0.378	0.458
$d = 1000, n = 900$, sparse β_0^{sp} , and $x^{(3)}$ so that $m(x^{(3)}) = x^{(3)T} \beta_0^{sp} = \beta_{0,100}^{(a)}$															
Avg-Bias	0.057	0.057	0.051	0.969	0.754	1.471	0.597	0.926	0.733	0.00	0.000	0.00	0.080	0.091	0.101
Avg-Cov	0.989	0.989	0.981	0.960	0.955	0.947	0.971	0.970	0.958	1.00	0.999	1.00	0.947	0.947	0.943
Avg-Len	0.348	0.351	0.312	6.978	12.070	185.59	1.667	11.133	8.075	0.00	0.000	0.00	0.373	0.428	0.480
$d = 1000, n = 900$, dense β_0^{de} , and $x^{(3)}$ so that $m(x^{(3)}) = x^{(3)T} \beta_0^{de} = \beta_{0,100}^{(b)}$															
Avg-Bias	0.167	0.166	0.128	0.314	0.265	0.498	0.309	0.239	0.279	0.260	0.223	0.200	0.399	0.372	0.390
Avg-Cov	0.978	0.982	0.994	0.758	0.541	0.613	0.989	0.888	0.954	0.251	0.349	0.391	0.960	0.986	0.992
Avg-Len	1.055	1.073	0.858	2.134	1.141	0.647	1.304	0.792	1.097	0.411	0.376	0.331	2.084	2.392	2.681
$d = 1000, n = 900$, pseudo-dense β_0^{pd} , and $x^{(3)}$ so that $m(x^{(3)}) = x^{(3)T} \beta_0^{pd} = \beta_{0,100}^{(c)}$															
Avg-Bias	0.068	0.068	0.062	0.438	0.429	0.234	0.421	0.244	0.394	0.059	0.058	0.056	0.103	0.107	0.115
Avg-Cov	0.989	0.989	0.986	0.919	0.917	0.930	0.962	0.946	0.963	0.302	0.341	0.377	0.943	0.960	0.969
Avg-Len	0.432	0.433	0.382	14.155	7.920	1.433	2.658	0.774	1.953	0.136	0.146	0.143	0.492	0.564	0.633
$d = 1000, n = 900$, sparse β_0^{sp} , and $x^{(4)}$ so that $m(x^{(4)}) = x^{(4)T} \beta_0^{sp}$															
Avg-Bias	0.050	0.050	0.042	0.123	0.216	0.174	NA	NA	NA	0.044	0.044	0.037	0.044	0.045	0.047
Avg-Cov	1.00	1.00	1.00	0.872	0.879	0.859	NA	NA	NA	0.955	0.952	0.960	0.906	0.932	0.941
Avg-Len	0.720	0.753	0.570	0.270	0.372	0.247	NA	NA	NA	0.214	0.213	0.182	0.180	0.208	0.222
$d = 1000, n = 900$, dense β_0^{de} , and $x^{(4)}$ so that $m(x^{(4)}) = x^{(4)T} \beta_0^{de}$															
Avg-Bias	0.172	0.177	0.095	0.193	0.147	0.174	NA	NA	NA	0.343	0.218	0.159	0.408	0.295	0.254
Avg-Cov	1.00	1.00	1.00	0.684	0.556	0.683	NA	NA	NA	0.626	0.583	0.613	0.664	0.865	0.945
Avg-Len	3.586	3.684	2.537	0.434	0.257	0.285	NA	NA	NA	0.728	0.460	0.359	1.004	1.161	1.238
$d = 1000, n = 900$, pseudo-dense β_0^{pd} , and $x^{(4)}$ so that $m(x^{(4)}) = x^{(4)T} \beta_0^{pd}$															
Avg-Bias	0.065	0.064	0.054	0.148	0.129	0.160	NA	NA	NA	0.064	0.061	0.050	0.075	0.062	0.059
Avg-Cov	1.00	1.00	1.00	0.477	0.614	0.517	NA	NA	NA	0.887	0.880	0.886	0.793	0.906	0.941
Avg-Len	1.295	1.327	1.021	0.287	0.248	0.241	NA	NA	NA	0.252	0.235	0.203	0.237	0.274	0.292

Table 2: Simulation results under the Toeplitz (or auto-regressive) covariance matrix Σ^{ar} , Gaussian noise $\mathcal{N}(0,1)$ and the MAR setting (23). Nearly all the standard errors for the above average quantities are less than 0.01 except for those associated with “R-Proj” and thus omitted.

	DL-Jav (CC)	DL-Jav (IPW)	DL-Jav (Oracle)	DL-vdG (CC)	DL-vdG (IPW)	DL-vdG (Oracle)	R-Proj (CC)	R-Proj (IPW)	R-Proj (Oracle)	Refit (CC)	Refit (IPW)	Refit (Oracle)	Debias (min-CV)	Debias (ISE)	Debias (min-feas)
$d = 1000, n = 900, \text{ sparse } \beta_0^{sp}, \text{ and } x^{(1)} \text{ so that } m(x^{(1)}) = x^{(1)T} \beta_0^{sp} = \beta_{0,1}^{(a)}$															
Avg-Bias	0.033	0.035	0.028	0.039	0.038	0.031	0.070	0.063	0.492	0.033	0.038	0.027	0.043	0.040	0.039
Avg-Cov	0.965	0.965	0.959	0.905	0.881	0.924	0.969	0.969	0.928	0.944	0.897	0.953	0.859	0.901	0.911
Avg-Len	0.176	0.185	0.145	0.162	0.152	0.133	0.334	0.329	0.926	0.161	0.156	0.133	0.151	0.161	0.167
$d = 1000, n = 900, \text{ dense } \beta_0^{de}, \text{ and } x^{(1)} \text{ so that } m(x^{(1)}) = x^{(1)T} \beta_0^{de} = \beta_{0,1}^{(b)}$															
Avg-Bias	0.148	0.157	0.108	0.183	0.163	0.133	0.093	0.207	0.088	0.183	0.189	0.141	0.227	0.198	0.179
Avg-Cov	0.992	0.989	0.999	0.892	0.851	0.917	0.998	0.999	0.996	0.916	0.840	0.919	0.846	0.917	0.958
Avg-Len	0.980	0.994	0.843	0.758	0.595	0.582	1.250	1.304	1.729	0.790	0.664	0.608	0.821	0.873	0.908
$d = 1000, n = 900, \text{ pseudo-dense } \beta_0^{pd}, \text{ and } x^{(1)} \text{ so that } m(x^{(1)}) = x^{(1)T} \beta_0^{pd} = \beta_{0,1}^{(c)}$															
Avg-Bias	0.045	0.048	0.035	0.053	0.050	0.040	0.056	0.078	0.083	0.049	0.051	0.036	0.063	0.058	0.055
Avg-Cov	0.987	0.985	0.993	0.897	0.859	0.906	0.992	0.981	0.980	0.936	0.880	0.932	0.868	0.918	0.945
Avg-Len	0.284	0.291	0.236	0.223	0.190	0.173	0.387	0.362	0.543	0.222	0.199	0.171	0.241	0.256	0.267
$d = 1000, n = 900, \text{ sparse } \beta_0^{sp}, \text{ and } x^{(2)} \text{ so that } m(x^{(2)}) = x^{(2)T} \beta_0^{sp}$															
Avg-Bias	0.041	0.041	0.035	0.068	0.055	0.050	NA	NA	NA	0.036	0.041	0.029	0.041	0.041	0.045
Avg-Cov	0.986	0.995	0.987	0.827	0.867	0.854	NA	NA	NA	0.951	0.907	0.957	0.910	0.922	0.930
Avg-Len	0.262	0.312	0.235	0.215	0.202	0.172	NA	NA	NA	0.175	0.169	0.144	0.173	0.183	0.201
$d = 1000, n = 900, \text{ dense } \beta_0^{de}, \text{ and } x^{(2)} \text{ so that } m(x^{(2)}) = x^{(2)T} \beta_0^{de}$															
Avg-Bias	0.177	0.191	0.130	0.352	0.230	0.225	NA	NA	NA	0.245	0.271	0.180	0.226	0.217	0.195
Avg-Cov	1.00	1.00	1.00	0.766	0.831	0.828	NA	NA	NA	0.869	0.746	0.894	0.903	0.932	0.978
Avg-Len	1.657	1.853	1.512	1.008	0.790	0.754	NA	NA	NA	0.932	0.789	0.725	0.941	0.992	1.091
$d = 1000, n = 900, \text{ pseudo-dense } \beta_0^{pd}, \text{ and } x^{(2)} \text{ so that } m(x^{(2)}) = x^{(2)T} \beta_0^{pd}$															
Avg-Bias	0.054	0.056	0.045	0.102	0.072	0.068	NA	NA	NA	0.062	0.068	0.046	0.071	0.068	0.065
Avg-Cov	0.999	0.999	0.999	0.765	0.835	0.815	NA	NA	NA	0.906	0.838	0.932	0.889	0.909	0.956
Avg-Len	0.467	0.530	0.413	0.297	0.252	0.224	NA	NA	NA	0.266	0.238	0.205	0.277	0.291	0.321
$d = 1000, n = 900, \text{ sparse } \beta_0^{sp}, \text{ and } x^{(3)} \text{ so that } m(x^{(3)}) = x^{(3)T} \beta_0^{sp} = \beta_{0,100}^{(a)}$															
Avg-Bias	0.025	0.025	0.021	0.032	0.032	0.026	0.430	1.097	0.407	0.00	0.000	0.000	0.033	0.034	0.036
Avg-Cov	0.989	0.993	0.986	0.958	0.941	0.948	0.960	0.958	0.930	1.00	0.998	0.999	0.952	0.951	0.948
Avg-Len	0.176	0.185	0.145	0.162	0.152	0.133	1.138	14.143	0.509	0.00	0.000	0.000	0.151	0.161	0.168
$d = 1000, n = 900, \text{ dense } \beta_0^{de}, \text{ and } x^{(3)} \text{ so that } m(x^{(3)}) = x^{(3)T} \beta_0^{de} = \beta_{0,100}^{(b)}$															
Avg-Bias	0.105	0.104	0.087	0.170	0.134	0.127	0.134	0.108	0.226	0.190	0.194	0.193	0.200	0.180	0.168
Avg-Cov	0.997	0.997	0.999	0.924	0.910	0.932	0.998	0.999	0.995	0.001	0.060	0.005	0.900	0.935	0.964
Avg-Len	0.981	0.993	0.843	0.758	0.595	0.583	1.638	52.948	2.199	0.015	0.063	0.028	0.820	0.872	0.910
$d = 1000, n = 900, \text{ pseudo-dense } \beta_0^{pd}, \text{ and } x^{(3)} \text{ so that } m(x^{(3)}) = x^{(3)T} \beta_0^{pd} = \beta_{0,100}^{(c)}$															
Avg-Bias	0.033	0.032	0.027	0.049	0.042	0.037	0.433	0.159	0.350	0.040	0.042	0.040	0.055	0.053	0.052
Avg-Cov	0.994	0.995	0.997	0.930	0.918	0.932	0.998	0.989	0.984	0.001	0.011	0.001	0.915	0.934	0.953
Avg-Len	0.284	0.291	0.236	0.223	0.190	0.173	5.491	1.625	0.909	0.001	0.007	0.003	0.241	0.256	0.267
$d = 1000, n = 900, \text{ sparse } \beta_0^{sp}, \text{ and } x^{(4)} \text{ so that } m(x^{(4)}) = x^{(4)T} \beta_0^{sp}$															
Avg-Bias	0.034	0.035	0.028	0.047	0.042	0.036	NA	NA	NA	0.034	0.038	0.027	0.036	0.036	0.036
Avg-Cov	0.976	0.990	0.985	0.880	0.902	0.898	NA	NA	NA	0.948	0.892	0.948	0.897	0.927	0.933
Avg-Len	0.197	0.234	0.180	0.174	0.164	0.141	NA	NA	NA	0.161	0.156	0.133	0.152	0.161	0.168
$d = 1000, n = 900, \text{ dense } \beta_0^{de}, \text{ and } x^{(4)} \text{ so that } m(x^{(4)}) = x^{(4)T} \beta_0^{de}$															
Avg-Bias	0.146	0.157	0.108	0.230	0.171	0.157	NA	NA	NA	0.194	0.217	0.148	0.211	0.190	0.177
Avg-Cov	1.00	1.00	1.00	0.852	0.870	0.883	NA	NA	NA	0.912	0.770	0.905	0.886	0.937	0.963
Avg-Len	1.212	1.349	1.121	0.815	0.642	0.620	NA	NA	NA	0.789	0.662	0.608	0.823	0.976	0.911
$d = 1000, n = 900, \text{ pseudo-dense } \beta_0^{pd}, \text{ and } x^{(4)} \text{ so that } m(x^{(4)}) = x^{(4)T} \beta_0^{pd}$															
Avg-Bias	0.044	0.047	0.036	0.067	0.053	0.047	NA	NA	NA	0.051	0.053	0.038	0.067	0.061	0.058
Avg-Cov	0.998	0.999	0.998	0.849	0.870	0.882	NA	NA	NA	0.920	0.858	0.928	0.853	0.924	0.941
Avg-Len	0.344	0.389	0.309	0.240	0.205	0.184	NA	NA	NA	0.222	0.199	0.171	0.242	0.257	0.268

Table 3: Simulation results under the circulant symmetric covariance matrix Σ^{cs} , Laplace $\left(0, \frac{1}{\sqrt{2}}\right)$ distributed noise, and the MAR setting (23). Nearly all the standard errors for the above average quantities are less than 0.01 except for those associated with “R-Proj” and thus omitted.

	DL-Jav (CC)	DL-Jav (IPW)	DL-Jav (Oracle)	DL-vdG (CC)	DL-vdG (IPW)	DL-vdG (Oracle)	R-Proj (CC)	R-Proj (IPW)	R-Proj (Oracle)	Refit (CC)	Refit (IPW)	Refit (Oracle)	Debias (min-CV)	Debias (ISE)	Debias (min-feas)
$d = 1000, n = 900, \text{ sparse } \beta_0^{sp}, \text{ and } x^{(1)} \text{ so that } m(x^{(1)}) = x^{(1)T} \beta_0^{sp} = \beta_{0,1}^{(a)}$															
Avg-Bias	0.099	0.103	0.086	0.118	0.112	0.098	0.189	0.198	0.452	0.099	0.110	0.087	0.125	0.117	0.110
Avg-Cov	0.946	0.960	0.955	0.888	0.890	0.902	0.948	0.945	0.923	0.957	0.916	0.949	0.867	0.918	0.938
Avg-Len	0.517	0.532	0.440	0.474	0.444	0.403	0.858	1.144	1.629	0.477	0.459	0.402	0.471	0.501	0.527
$d = 1000, n = 900, \text{ dense } \beta_0^{de}, \text{ and } x^{(1)} \text{ so that } m(x^{(1)}) = x^{(1)T} \beta_0^{de} = \beta_{0,1}^{(b)}$															
Avg-Bias	0.181	0.187	0.141	0.220	0.198	0.170	0.177	0.177	0.471	0.215	0.229	0.175	0.259	0.227	0.206
Avg-Cov	0.993	0.992	0.996	0.889	0.862	0.917	0.999	0.993	0.993	0.923	0.845	0.911	0.874	0.930	0.957
Avg-Len	1.195	1.205	1.050	0.910	0.753	0.726	1.487	1.301	2.202	0.932	0.815	0.743	0.965	1.026	1.075
$d = 1000, n = 900, \text{ pseudo-dense } \beta_0^{pd}, \text{ and } x^{(1)} \text{ so that } m(x^{(1)}) = x^{(1)T} \beta_0^{pd} = \beta_{0,1}^{(c)}$															
Avg-Bias	0.109	0.112	0.092	0.129	0.120	0.103	0.168	0.174	0.298	0.113	0.121	0.097	0.140	0.129	0.121
Avg-Cov	0.981	0.977	0.982	0.889	0.884	0.904	0.970	0.960	0.960	0.942	0.891	0.944	0.865	0.918	0.945
Avg-Len	0.628	0.642	0.538	0.522	0.474	0.435	0.905	0.873	1.366	0.523	0.500	0.439	0.537	0.571	0.601
$d = 1000, n = 900, \text{ sparse } \beta_0^{sp}, \text{ and } x^{(2)} \text{ so that } m(x^{(2)}) = x^{(2)T} \beta_0^{sp}$															
Avg-Bias	0.129	0.129	0.111	0.206	0.169	0.152	NA	NA	NA	0.111	0.125	0.101	0.122	0.122	0.128
Avg-Cov	0.981	0.996	0.991	0.805	0.851	0.847	NA	NA	NA	0.946	0.906	0.934	0.928	0.934	0.943
Avg-Len	0.767	0.893	0.714	0.631	0.590	0.522	NA	NA	NA	0.516	0.499	0.435	0.540	0.570	0.626
$d = 1000, n = 900, \text{ dense } \beta_0^{de}, \text{ and } x^{(2)} \text{ so that } m(x^{(2)}) = x^{(2)T} \beta_0^{de}$															
Avg-Bias	0.225	0.233	0.178	0.437	0.293	0.293	NA	NA	NA	0.304	0.337	0.228	0.257	0.250	0.233
Avg-Cov	1.00	1.00	1.00	0.755	0.820	0.813	NA	NA	NA	0.862	0.748	0.879	0.913	0.943	0.968
Avg-Len	1.971	2.201	1.852	1.211	1.002	0.940	NA	NA	NA	1.086	0.956	0.878	1.107	1.167	1.284
$d = 1000, n = 900, \text{ pseudo-dense } \beta_0^{pd}, \text{ and } x^{(2)} \text{ so that } m(x^{(2)}) = x^{(2)T} \beta_0^{pd}$															
Avg-Bias	0.149	0.148	0.127	0.265	0.202	0.185	NA	NA	NA	0.144	0.156	0.123	0.143	0.141	0.144
Avg-Cov	0.997	0.999	0.996	0.713	0.794	0.785	NA	NA	NA	0.932	0.858	0.920	0.903	0.931	0.951
Avg-Len	0.984	1.123	0.911	0.695	0.630	0.564	NA	NA	NA	0.620	0.592	0.520	0.617	0.651	0.715
$d = 1000, n = 900, \text{ sparse } \beta_0^{sp}, \text{ and } x^{(3)} \text{ so that } m(x^{(3)}) = x^{(3)T} \beta_0^{sp} = \beta_{0,100}^{(a)}$															
Avg-Bias	0.076	0.075	0.067	0.094	0.093	0.082	0.810	0.566	0.628	0.00	0.002	0.00	0.097	0.102	0.106
Avg-Cov	0.987	0.989	0.986	0.943	0.943	0.949	0.959	0.957	0.940	1.00	0.996	1.00	0.955	0.953	0.957
Avg-Len	0.517	0.531	0.440	0.473	0.443	0.403	5.314	2.157	2.126	0.00	0.003	0.00	0.471	0.502	0.522
$d = 1000, n = 900, \text{ dense } \beta_0^{de}, \text{ and } x^{(3)} \text{ so that } m(x^{(3)}) = x^{(3)T} \beta_0^{de} = \beta_{0,100}^{(b)}$															
Avg-Bias	0.133	0.131	0.115	0.207	0.173	0.159	0.174	0.196	0.396	0.187	0.196	0.192	0.227	0.211	0.204
Avg-Cov	0.998	0.997	0.996	0.928	0.912	0.927	0.999	0.996	0.995	0.001	0.034	0.002	0.908	0.951	0.972
Avg-Len	1.194	1.203	1.050	0.909	0.752	0.726	1.757	2.160	2.170	0.008	0.053	0.021	0.966	1.028	1.070
$d = 1000, n = 900, \text{ pseudo-dense } \beta_0^{pd}, \text{ and } x^{(3)} \text{ so that } m(x^{(3)}) = x^{(3)T} \beta_0^{pd} = \beta_{0,100}^{(c)}$															
Avg-Bias	0.083	0.081	0.072	0.109	0.103	0.089	0.271	0.523	0.269	0.039	0.042	0.039	0.114	0.117	0.120
Avg-Cov	0.996	0.997	0.994	0.944	0.936	0.947	0.974	0.969	0.963	0.00	0.001	0.00	0.943	0.954	0.963
Avg-Len	0.628	0.641	0.538	0.522	0.473	0.436	7.329	6.314	1.360	0.000	0.005	0.000	0.538	0.573	0.596
$d = 1000, n = 900, \text{ sparse } \beta_0^{sp}, \text{ and } x^{(4)} \text{ so that } m(x^{(4)}) = x^{(4)T} \beta_0^{sp}$															
Avg-Bias	0.102	0.105	0.089	0.144	0.125	0.114	NA	NA	NA	0.105	0.118	0.089	0.111	0.108	0.108
Avg-Cov	0.970	0.991	0.989	0.863	0.879	0.875	NA	NA	NA	0.952	0.912	0.950	0.907	0.933	0.939
Avg-Len	0.575	0.671	0.545	0.509	0.479	0.429	NA	NA	NA	0.476	0.457	0.402	0.472	0.504	0.522
$d = 1000, n = 900, \text{ dense } \beta_0^{de}, \text{ and } x^{(4)} \text{ so that } m(x^{(4)}) = x^{(4)T} \beta_0^{de}$															
Avg-Bias	0.183	0.189	0.145	0.285	0.213	0.206	NA	NA	NA	0.224	0.256	0.179	0.237	0.218	0.207
Avg-Cov	1.00	1.00	1.00	0.837	0.862	0.870	NA	NA	NA	0.914	0.807	0.904	0.889	0.947	0.965
Avg-Len	1.448	1.613	1.380	0.979	0.813	0.773	NA	NA	NA	0.931	0.813	0.739	0.968	1.033	1.071
$d = 1000, n = 900, \text{ pseudo-dense } \beta_0^{pd}, \text{ and } x^{(4)} \text{ so that } m(x^{(4)}) = x^{(4)T} \beta_0^{pd}$															
Avg-Bias	0.113	0.114	0.098	0.171	0.140	0.129	NA	NA	NA	0.118	0.129	0.098	0.136	0.128	0.125
Avg-Cov	0.989	0.997	0.996	0.830	0.876	0.858	NA	NA	NA	0.940	0.879	0.939	0.889	0.928	0.943
Avg-Len	0.730	0.834	0.686	0.562	0.512	0.463	NA	NA	NA	0.527	0.503	0.438	0.539	0.575	0.596

Table 4: Simulation results under the circulant symmetric covariance matrix Σ^{CS} , t_2 distributed noise, and the MAR setting (23). Nearly all the standard errors for the above average quantities are less than 0.01 except for those associated with “R-Proj” and thus omitted.

	DL-Jav (CC)	DL-Jav (IPW)	DL-Jav (Oracle)	DL-vdG (CC)	DL-vdG (IPW)	DL-vdG (Oracle)	R-Proj (CC)	R-Proj (IPW)	R-Proj (Oracle)	Refit (CC)	Refit (IPW)	Refit (Oracle)	Debias (min-CV)	Debias (1SE)	Debias (min-feas)
$d = 1000, n = 900$, sparse β_0^{sp} , and $x^{(1)}$ so that $m(x^{(1)}) = x^{(1)T} \beta_0^{sp} = \beta_{0,1}^{(a)}$															
Avg-Bias	0.075	0.075	0.064	0.070	0.071	0.060	0.545	0.738	0.250	0.073	0.074	0.061	0.074	0.076	0.088
Avg-Cov	0.859	0.869	0.877	0.915	0.913	0.933	0.939	0.946	0.944	0.945	0.940	0.947	0.881	0.914	0.942
Avg-Len	0.279	0.281	0.247	0.308	0.305	0.266	0.967	1.735	2.550	0.353	0.351	0.300	0.295	0.325	0.412
$d = 1000, n = 900$, dense β_0^{de} , and $x^{(1)}$ so that $m(x^{(1)}) = x^{(1)T} \beta_0^{de} = \beta_{0,1}^{(b)}$															
Avg-Bias	0.288	0.289	0.157	0.278	0.227	0.160	0.205	0.236	0.377	0.411	0.246	0.176	0.457	0.394	0.363
Avg-Cov	0.749	0.751	0.908	0.557	0.426	0.552	0.937	0.774	0.953	0.781	0.782	0.815	0.845	0.924	0.982
Avg-Len	0.828	0.842	0.673	0.528	0.305	0.301	0.996	0.625	1.368	1.166	0.761	0.593	1.648	1.816	2.302
$d = 1000, n = 900$, pseudo-dense β_0^{pd} , and $x^{(1)}$ so that $m(x^{(1)}) = x^{(1)T} \beta_0^{pd} = \beta_{0,1}^{(c)}$															
Avg-Bias	0.094	0.095	0.077	0.098	0.095	0.076	0.318	0.127	0.251	0.097	0.095	0.080	0.102	0.096	0.103
Avg-Cov	0.847	0.834	0.877	0.826	0.794	0.851	0.940	0.927	0.931	0.917	0.895	0.915	0.866	0.911	0.956
Avg-Len	0.341	0.342	0.300	0.329	0.296	0.276	0.765	0.569	0.879	0.415	0.387	0.334	0.389	0.429	0.543
$d = 1000, n = 900$, sparse β_0^{sp} , and $x^{(2)}$ so that $m(x^{(2)}) = x^{(2)T} \beta_0^{sp}$															
Avg-Bias	0.059	0.059	0.050	0.067	0.066	0.056	NA	NA	NA	0.050	0.051	0.043	0.060	0.064	0.075
Avg-Cov	0.988	0.993	0.991	0.922	0.919	0.935	NA	NA	NA	0.942	0.930	0.936	0.916	0.929	0.937
Avg-Len	0.353	0.387	0.319	0.290	0.287	0.248	NA	NA	NA	0.237	0.237	0.202	0.255	0.286	0.347
$d = 1000, n = 900$, dense β_0^{de} , and $x^{(2)}$ so that $m(x^{(2)}) = x^{(2)T} \beta_0^{de}$															
Avg-Bias	0.244	0.247	0.135	0.237	0.197	0.138	NA	NA	NA	0.377	0.247	0.179	0.390	0.341	0.328
Avg-Cov	0.978	0.987	0.999	0.584	0.433	0.587	NA	NA	NA	0.683	0.688	0.757	0.866	0.941	0.981
Avg-Len	1.365	1.455	1.074	0.497	0.287	0.281	NA	NA	NA	0.999	0.652	0.519	1.423	1.599	1.939
$d = 1000, n = 900$, pseudo-dense β_0^{pd} , and $x^{(2)}$ so that $m(x^{(2)}) = x^{(2)T} \beta_0^{pd}$															
Avg-Bias	0.083	0.084	0.068	0.089	0.085	0.071	NA	NA	NA	0.088	0.085	0.071	0.090	0.086	0.092
Avg-Cov	0.991	0.992	0.994	0.830	0.804	0.849	NA	NA	NA	0.909	0.894	0.899	0.857	0.918	0.949
Avg-Len	0.522	0.557	0.456	0.310	0.278	0.257	NA	NA	NA	0.373	0.348	0.301	0.336	0.377	0.458
$d = 1000, n = 900$, sparse β_0^{sp} , and $x^{(3)}$ so that $m(x^{(3)}) = x^{(3)T} \beta_0^{sp} = \beta_{0,100}^{(a)}$															
Avg-Bias	0.056	0.056	0.053	0.074	0.073	0.066	0.700	1.163	0.562	0.00	0.000	0.00	0.074	0.085	0.097
Avg-Cov	0.991	0.992	0.980	0.957	0.948	0.947	0.952	0.948	0.948	1.00	0.999	1.00	0.953	0.951	0.953
Avg-Len	0.348	0.350	0.312	0.367	0.363	0.322	3.483	15.279	1.778	0.00	0.000	0.00	0.373	0.427	0.479
$d = 1000, n = 900$, dense β_0^{de} , and $x^{(3)}$ so that $m(x^{(3)}) = x^{(3)T} \beta_0^{de} = \beta_{0,100}^{(b)}$															
Avg-Bias	0.174	0.173	0.127	0.220	0.186	0.165	0.175	0.333	0.218	0.250	0.215	0.198	0.378	0.352	0.371
Avg-Cov	0.974	0.979	0.992	0.777	0.561	0.621	0.993	0.893	0.975	0.237	0.352	0.371	0.954	0.986	0.997
Avg-Len	1.054	1.071	0.858	0.629	0.363	0.364	1.287	0.803	1.125	0.384	0.370	0.329	2.081	2.386	2.676
$d = 1000, n = 900$, pseudo-dense β_0^{pd} , and $x^{(3)}$ so that $m(x^{(3)}) = x^{(3)T} \beta_0^{pd} = \beta_{0,100}^{(c)}$															
Avg-Bias	0.068	0.068	0.062	0.090	0.085	0.077	0.129	0.212	0.345	0.056	0.055	0.053	0.095	0.098	0.108
Avg-Cov	0.983	0.984	0.988	0.911	0.904	0.904	0.984	0.966	0.959	0.302	0.330	0.363	0.954	0.970	0.977
Avg-Len	0.431	0.433	0.381	0.392	0.352	0.333	0.793	1.870	1.138	0.134	0.142	0.135	0.491	0.563	0.631
$d = 1000, n = 900$, sparse β_0^{sp} , and $x^{(4)}$ so that $m(x^{(4)}) = x^{(4)T} \beta_0^{sp}$															
Avg-Bias	0.050	0.050	0.041	0.065	0.059	0.052	NA	NA	NA	0.045	0.045	0.038	0.046	0.048	0.049
Avg-Cov	1.00	1.00	1.00	0.876	0.909	0.893	NA	NA	NA	0.934	0.929	0.948	0.891	0.922	0.932
Avg-Len	0.717	0.750	0.571	0.244	0.242	0.203	NA	NA	NA	0.214	0.213	0.182	0.179	0.207	0.221
$d = 1000, n = 900$, dense β_0^{de} , and $x^{(4)}$ so that $m(x^{(4)}) = x^{(4)T} \beta_0^{de}$															
Avg-Bias	0.177	0.179	0.097	0.169	0.129	0.095	NA	NA	NA	0.340	0.214	0.159	0.403	0.296	0.257
Avg-Cov	1.00	1.00	1.00	0.673	0.548	0.651	NA	NA	NA	0.632	0.575	0.614	0.647	0.872	0.943
Avg-Len	3.579	3.678	2.536	0.417	0.242	0.230	NA	NA	NA	0.731	0.462	0.359	1.002	1.158	1.317
$d = 1000, n = 900$, pseudo-dense β_0^{pd} , and $x^{(4)}$ so that $m(x^{(4)}) = x^{(4)T} \beta_0^{pd}$															
Avg-Bias	0.067	0.066	0.055	0.133	0.100	0.101	NA	NA	NA	0.064	0.061	0.052	0.074	0.063	0.060
Avg-Cov	1.00	1.00	1.00	0.509	0.628	0.538	NA	NA	NA	0.873	0.867	0.883	0.799	0.904	0.938
Avg-Len	1.293	1.326	1.021	0.260	0.234	0.210	NA	NA	NA	0.251	0.234	0.203	0.236	0.273	0.292

Table 5: Simulation results under the Toeplitz (or auto-regressive) covariance matrix Σ^{ar} , Laplace $\left(0, \frac{1}{\sqrt{2}}\right)$ distributed noise, and the MAR setting (23). Nearly all the standard errors for the above average quantities are less than 0.01 except for those associated with “R-Proj” and thus omitted.

	DL-Jav (CC)	DL-Jav (IPW)	DL-Jav (Oracle)	DL-vdG (CC)	DL-vdG (IPW)	DL-vdG (Oracle)	R-Proj (CC)	R-Proj (IPW)	R-Proj (Oracle)	Refit (CC)	Refit (IPW)	Refit (Oracle)	Debias (min-CV)	Debias (ISE)	Debias (min-feas)
$d = 1000, n = 900$, sparse β_0^{sp} , and $x^{(1)}$ so that $m(x^{(1)}) = x^{(1)T} \beta_0^{sp} = \beta_{0,1}^{(a)}$															
Avg-Bias	0.212	0.212	0.180	0.218	0.218	0.191	0.497	0.569	0.939	0.228	0.227	0.195	0.233	0.235	0.267
Avg-Cov	0.877	0.873	0.902	0.910	0.917	0.920	0.944	0.939	0.956	0.939	0.933	0.949	0.897	0.911	0.937
Avg-Len	0.820	0.821	0.750	0.903	0.894	0.808	2.284	2.156	3.056	1.068	1.060	0.918	0.926	1.020	1.294
$d = 1000, n = 900$, dense β_0^{de} , and $x^{(1)}$ so that $m(x^{(1)}) = x^{(1)T} \beta_0^{de} = \beta_{0,1}^{(b)}$															
Avg-Bias	0.375	0.374	0.261	0.423	0.373	0.291	0.409	0.369	0.391	0.556	0.399	0.328	0.557	0.488	0.485
Avg-Cov	0.810	0.816	0.899	0.678	0.614	0.729	0.950	0.887	0.961	0.779	0.815	0.843	0.861	0.944	0.988
Avg-Len	1.237	1.243	1.051	1.097	0.842	0.845	2.024	1.589	2.093	1.519	1.277	1.103	2.110	2.324	2.948
$d = 1000, n = 900$, pseudo-dense β_0^{pd} , and $x^{(1)}$ so that $m(x^{(1)}) = x^{(1)T} \beta_0^{pd} = \beta_{0,1}^{(c)}$															
Avg-Bias	0.229	0.230	0.191	0.239	0.236	0.204	0.326	0.428	0.395	0.260	0.256	0.216	0.262	0.258	0.286
Avg-Cov	0.877	0.879	0.916	0.888	0.874	0.895	0.950	0.942	0.956	0.929	0.925	0.938	0.882	0.921	0.947
Avg-Len	0.873	0.873	0.794	0.925	0.884	0.822	1.648	1.723	2.003	1.129	1.097	0.955	1.014	1.116	1.416
$d = 1000, n = 900$, sparse β_0^{sp} , and $x^{(2)}$ so that $m(x^{(2)}) = x^{(2)T} \beta_0^{sp}$															
Avg-Bias	0.163	0.165	0.145	0.200	0.194	0.174	NA	NA	NA	0.162	0.159	0.133	0.187	0.199	0.227
Avg-Cov	0.990	0.996	0.989	0.918	0.928	0.938	NA	NA	NA	0.942	0.939	0.953	0.919	0.941	0.953
Avg-Len	1.036	1.130	0.964	0.851	0.841	0.752	NA	NA	NA	0.723	0.722	0.621	0.799	0.901	1.093
$d = 1000, n = 900$, dense β_0^{de} , and $x^{(2)}$ so that $m(x^{(2)}) = x^{(2)T} \beta_0^{de}$															
Avg-Bias	0.313	0.314	0.219	0.351	0.317	0.252	NA	NA	NA	0.474	0.366	0.294	0.458	0.409	0.407
Avg-Cov	0.985	0.990	0.996	0.740	0.664	0.778	NA	NA	NA	0.729	0.742	0.790	0.888	0.958	0.988
Avg-Len	1.896	2.015	1.565	1.034	0.792	0.787	NA	NA	NA	1.345	1.104	0.964	1.821	2.050	2.487
$d = 1000, n = 900$, pseudo-dense β_0^{pd} , and $x^{(2)}$ so that $m(x^{(2)}) = x^{(2)T} \beta_0^{pd}$															
Avg-Bias	0.194	0.196	0.166	0.225	0.218	0.195	NA	NA	NA	0.337	0.219	0.187	0.226	0.226	0.245
Avg-Cov	0.984	0.991	0.989	0.880	0.876	0.896	NA	NA	NA	0.925	0.915	0.936	0.897	0.936	0.960
Avg-Len	1.188	1.282	1.084	0.872	0.831	0.765	NA	NA	NA	0.970	0.948	0.836	0.874	0.986	1.196
$d = 1000, n = 900$, sparse β_0^{sp} , and $x^{(3)}$ so that $m(x^{(3)}) = x^{(3)T} \beta_0^{sp} = \beta_{0,100}^{(a)}$															
Avg-Bias	0.165	0.165	0.163	0.224	0.224	0.194	0.818	0.814	0.862	0.00	0.001	0.00	0.247	0.282	0.318
Avg-Cov	0.985	0.985	0.978	0.943	0.936	0.943	0.957	0.953	0.955	1.00	0.997	1.00	0.942	0.945	0.940
Avg-Len	1.022	1.023	0.944	1.076	1.065	0.977	3.865	3.571	3.892	0.00	0.001	0.00	1.170	1.344	1.506
$d = 1000, n = 900$, dense β_0^{de} , and $x^{(3)}$ so that $m(x^{(3)}) = x^{(3)T} \beta_0^{de} = \beta_{0,100}^{(b)}$															
Avg-Bias	0.251	0.250	0.226	0.345	0.301	0.277	0.413	0.560	0.513	0.268	0.253	0.240	0.483	0.465	0.507
Avg-Cov	0.976	0.973	0.977	0.867	0.811	0.863	0.989	0.949	0.960	0.239	0.325	0.327	0.968	0.992	0.996
Avg-Len	1.565	1.571	1.333	1.307	1.003	1.022	2.625	2.187	2.728	0.481	0.512	0.454	2.665	3.058	3.428
$d = 1000, n = 900$, pseudo-dense β_0^{pd} , and $x^{(3)}$ so that $m(x^{(3)}) = x^{(3)T} \beta_0^{pd} = \beta_{0,100}^{(c)}$															
Avg-Bias	0.172	0.172	0.172	0.238	0.229	0.209	0.406	0.495	0.521	0.071	0.070	0.070	0.259	0.285	0.319
Avg-Cov	0.980	0.984	0.971	0.931	0.928	0.934	0.965	0.959	0.948	0.139	0.181	0.171	0.95	0.957	0.960
Avg-Len	1.094	1.094	1.003	1.103	1.052	0.994	2.628	2.263	2.614	0.140	0.170	0.144	1.280	1.470	1.647
$d = 1000, n = 900$, sparse β_0^{sp} , and $x^{(4)}$ so that $m(x^{(4)}) = x^{(4)T} \beta_0^{sp}$															
Avg-Bias	0.143	0.143	0.124	0.204	0.185	0.169	NA	NA	NA	0.143	0.138	0.119	0.141	0.144	0.145
Avg-Cov	1.00	1.00	1.00	0.873	0.903	0.869	NA	NA	NA	0.945	0.946	0.950	0.894	0.933	0.942
Avg-Len	2.104	2.189	1.713	0.715	0.708	0.616	NA	NA	NA	0.650	0.650	0.560	0.563	0.650	0.695
$d = 1000, n = 900$, dense β_0^{de} , and $x^{(4)}$ so that $m(x^{(4)}) = x^{(4)T} \beta_0^{de}$															
Avg-Bias	0.220	0.220	0.163	0.385	0.272	0.284	NA	NA	NA	0.420	0.301	0.235	0.448	0.339	0.302
Avg-Cov	1.00	1.00	1.00	0.631	0.686	0.623	NA	NA	NA	0.689	0.716	0.763	0.733	0.904	0.967
Avg-Len	4.693	4.788	3.424	0.868	0.667	0.644	NA	NA	NA	0.985	0.797	0.684	1.283	1.483	1.582
$d = 1000, n = 900$, pseudo-dense β_0^{pd} , and $x^{(4)}$ so that $m(x^{(4)}) = x^{(4)T} \beta_0^{pd}$															
Avg-Bias	0.197	0.194	0.165	0.380	0.310	0.314	NA	NA	NA	0.166	0.159	0.133	0.168	0.160	0.157
Avg-Cov	1.00	1.00	1.00	0.492	0.608	0.514	NA	NA	NA	0.920	0.913	0.925	0.863	0.927	0.946
Avg-Len	2.629	2.717	2.115	0.732	0.700	0.626	NA	NA	NA	0.686	0.670	0.583	0.616	0.711	0.760

Table 6: Simulation results under the Toeplitz (or auto-regressive) covariance matrix Σ^{ar} , t_2 distributed noise, and the MAR setting as in Section 4.1. Nearly all the standard errors for the above average quantities are less than 0.01 except for those associated with “R-Proj” and thus omitted.

	Oracle (1SE)	Oracle (min-feas)	LR (1SE)	LR (min-feas)	NB (1SE)	NB (min-feas)	RF (1SE)	RF (min-feas)	SVM (1SE)	SVM (min-feas)	NN (1SE)	NN (min-feas)
Avg-MAE	0	0	0.334	0.334	0.121	0.121	0.158	0.158	0.321	0.321	0.106	0.106
$d = 1000, n = 900, \text{ sparse } \beta_0^{sp}, \text{ and } x^{(1)} \text{ so that } m(x^{(1)}) = x^{(1)T} \beta_0^{sp} = \beta_{0,1}^{(a)}$												
Avg-Bias	0.034	0.033	0.048	0.047	0.035	0.034	0.037	0.036	0.045	0.044	0.034	0.033
Avg-Cov	0.902	0.928	0.815	0.824	0.899	0.924	0.885	0.918	0.828	0.846	0.901	0.931
Avg-Len	0.140	0.150	0.157	0.160	0.139	0.151	0.145	0.153	0.154	0.158	0.134	0.139
$d = 1000, n = 900, \text{ dense } \beta_0^{de}, \text{ and } x^{(1)} \text{ so that } m(x^{(1)}) = x^{(1)T} \beta_0^{de} = \beta_{0,1}^{(b)}$												
Avg-Bias	0.172	0.144	0.234	0.226	0.174	0.142	0.181	0.157	0.221	0.211	0.173	0.138
Avg-Cov	0.904	0.974	0.871	0.887	0.899	0.977	0.904	0.961	0.875	0.899	0.902	0.978
Avg-Len	0.747	0.800	0.842	0.858	0.746	0.807	0.776	0.820	0.826	0.843	0.744	0.810
$d = 1000, n = 900, \text{ pseudo-dense } \beta_0^{pd}, \text{ and } x^{(1)} \text{ so that } m(x^{(1)}) = x^{(1)T} \beta_0^{pd} = \beta_{0,1}^{(c)}$												
Avg-Bias	0.050	0.045	0.068	0.066	0.051	0.045	0.053	0.049	0.064	0.062	0.050	0.044
Avg-Cov	0.913	0.966	0.861	0.879	0.909	0.968	0.911	0.959	0.873	0.889	0.912	0.973
Avg-Len	0.218	0.233	0.245	0.250	0.217	0.235	0.226	0.239	0.241	0.246	0.217	0.236
$d = 1000, n = 900, \text{ sparse } \beta_0^{sp}, \text{ and } x^{(2)} \text{ so that } m(x^{(2)}) = x^{(2)T} \beta_0^{sp}$												
Avg-Bias	0.035	0.037	0.050	0.053	0.035	0.038	0.036	0.038	0.047	0.050	0.036	0.038
Avg-Cov	0.924	0.945	0.845	0.850	0.924	0.940	0.937	0.945	0.864	0.867	0.923	0.940
Avg-Len	0.159	0.179	0.176	0.191	0.160	0.182	0.164	0.182	0.172	0.187	0.160	0.181
$d = 1000, n = 900, \text{ dense } \beta_0^{de}, \text{ and } x^{(2)} \text{ so that } m(x^{(2)}) = x^{(2)T} \beta_0^{de}$												
Avg-Bias	0.184	0.150	0.305	0.303	0.180	0.147	0.188	0.160	0.276	0.271	0.181	0.146
Avg-Cov	0.940	0.991	0.778	0.853	0.951	0.995	0.938	0.987	0.819	0.889	0.950	0.992
Avg-Len	0.853	0.960	0.939	1.019	0.857	0.974	0.877	0.973	0.923	1.002	0.855	0.969
$d = 1000, n = 900, \text{ pseudo-dense } \beta_0^{pd}, \text{ and } x^{(2)} \text{ so that } m(x^{(2)}) = x^{(2)T} \beta_0^{pd}$												
Avg-Bias	0.056	0.051	0.085	0.088	0.054	0.051	0.055	0.052	0.078	0.079	0.055	0.051
Avg-Cov	0.922	0.972	0.813	0.837	0.923	0.976	0.931	0.967	0.836	0.866	0.920	0.968
Avg-Len	0.249	0.280	0.274	0.297	0.250	0.284	0.256	0.284	0.269	0.292	0.249	0.282
$d = 1000, n = 900, \text{ sparse } \beta_0^{sp}, \text{ and } x^{(3)} \text{ so that } m(x^{(3)}) = x^{(3)T} \beta_0^{sp} = \beta_{0,100}^{(a)}$												
Avg-Bias	0.0307	0.033	0.033	0.034	0.031	0.033	0.031	0.032	0.032	0.033	0.031	0.034
Avg-Cov	0.946	0.939	0.939	0.936	0.948	0.938	0.945	0.944	0.941	0.938	0.946	0.938
Avg-Len	0.1485	0.161	0.158	0.161	0.149	0.162	0.150	0.160	0.155	0.159	0.149	0.164
$d = 1000, n = 900, \text{ dense } \beta_0^{de}, \text{ and } x^{(3)} \text{ so that } m(x^{(3)}) = x^{(3)T} \beta_0^{de} = \beta_{0,100}^{(b)}$												
Avg-Bias	0.164	0.139	0.162	0.155	0.163	0.137	0.162	0.138	0.155	0.149	0.162	0.132
Avg-Cov	0.945	0.991	0.967	0.976	0.947	0.991	0.947	0.989	0.968	0.978	0.950	0.993
Avg-Len	0.794	0.859	0.843	0.862	0.795	0.867	0.804	0.858	0.829	0.849	0.796	0.875
$d = 1000, n = 900, \text{ pseudo-dense } \beta_0^{pd}, \text{ and } x^{(3)} \text{ so that } m(x^{(3)}) = x^{(3)T} \beta_0^{pd} = \beta_{0,100}^{(c)}$												
Avg-Bias	0.047	0.045	0.049	0.048	0.047	0.046	0.047	0.045	0.048	0.047	0.047	0.045
Avg-Cov	0.956	0.973	0.966	0.967	0.957	0.974	0.963	0.974	0.966	0.967	0.959	0.975
Avg-Len	0.232	0.250	0.246	0.251	0.232	0.253	0.234	0.250	0.242	0.247	0.232	0.255
$d = 1000, n = 900, \text{ sparse } \beta_0^{sp}, \text{ and } x^{(4)} \text{ so that } m(x^{(4)}) = x^{(4)T} \beta_0^{sp}$												
Avg-Bias	0.030	0.031	0.041	0.041	0.030	0.031	0.031	0.032	0.038	0.038	0.030	0.031
Avg-Cov	0.938	0.949	0.879	0.883	0.940	0.949	0.944	0.945	0.898	0.903	0.938	0.948
Avg-Len	0.1392	0.149	0.158	0.161	0.139	0.150	0.145	0.153	0.155	0.158	0.139	0.151
$d = 1000, n = 900, \text{ dense } \beta_0^{de}, \text{ and } x^{(4)} \text{ so that } m(x^{(4)}) = x^{(4)T} \beta_0^{de}$												
Avg-Bias	0.166	0.145	0.193	0.192	0.165	0.139	0.157	0.141	0.180	0.177	0.166	0.139
Avg-Cov	0.934	0.972	0.927	0.932	0.933	0.976	0.945	0.973	0.936	0.945	0.935	0.979
Avg-Len	0.745	0.798	0.845	0.860	0.744	0.804	0.775	0.818	0.829	0.845	0.742	0.806
$d = 1000, n = 900, \text{ pseudo-dense } \beta_0^{pd}, \text{ and } x^{(4)} \text{ so that } m(x^{(4)}) = x^{(4)T} \beta_0^{pd}$												
Avg-Bias	0.050	0.046	0.055	0.056	0.050	0.045	0.047	0.045	0.053	0.052	0.050	0.045
Avg-Cov	0.915	0.960	0.931	0.932	0.918	0.970	0.943	0.971	0.932	0.937	0.917	0.967
Avg-Len	0.217	0.232	0.246	0.251	0.217	0.234	0.226	0.238	0.242	0.246	0.216	0.235

Table 7: Simulation results for our proposed debiasing method when the propensity scores are estimated by various machine learning methods under the circulant symmetric covariance matrix Σ^{cs} , Gaussian noises $\mathcal{N}(0, 1)$, and the new MAR setting (24). Note that the ‘‘Avg-MAE’’ for propensity score estimation is independent of the choices of β_0 and x , so we place it on the top row. We also highlight the best results in terms of the evaluation metrics for each simulation design, excluding those with the oracle propensity scores, in boldface.

	DL-Jav (CC)	DL-Jav (IPW)	DL-Jav (Oracle)	DL-vdG (CC)	DL-vdG (IPW)	DL-vdG (Oracle)	R-Proj (CC)	R-Proj (IPW)	R-Proj (Oracle)	Refit (CC)	Refit (IPW)	Refit (Oracle)	Debias (min-CV)	Debias (1SE)	Debias (min-feas)
$d = 1000, n = 900$, sparse β_0^{sp} , and $x^{(1)}$ so that $m(x^{(1)}) = x^{(1)T} \beta_0^{sp} = \beta_{0,1}^{(a)}$															
Avg-Bias	0.033	0.033	0.028	0.192	0.340	0.187	0.104	0.283	0.315	0.033	0.034	0.028	0.043	0.039	0.039
Avg-Cov	0.958	0.958	0.962	0.890	0.891	0.904	0.969	0.955	0.940	0.940	0.943	0.948	0.847	0.905	0.912
Avg-Len	0.173	0.173	0.145	0.201	0.200	0.169	0.379	0.376	0.638	0.159	0.157	0.133	0.149	0.161	0.164
$d = 1000, n = 900$, dense β_0^{de} , and $x^{(1)}$ so that $m(x^{(1)}) = x^{(1)T} \beta_0^{de} = \beta_{0,1}^{(b)}$															
Avg-Bias	0.145	0.145	0.108	0.182	0.157	0.442	0.096	0.202	0.207	0.175	0.174	0.139	0.229	0.186	0.180
Avg-Cov	0.993	0.994	0.999	0.882	0.869	0.895	0.998	0.997	0.996	0.919	0.871	0.916	0.851	0.941	0.949
Avg-Len	0.969	0.969	0.844	0.743	0.615	0.609	1.255	2.215	1.784	0.774	0.678	0.608	0.808	0.872	0.888
$d = 1000, n = 900$, pseudo-dense β_0^{pd} , and $x^{(1)}$ so that $m(x^{(1)}) = x^{(1)T} \beta_0^{pd} = \beta_{0,1}^{(c)}$															
Avg-Bias	0.044	0.044	0.035	0.055	0.093	0.088	0.059	0.104	0.088	0.047	0.046	0.037	0.063	0.055	0.054
Avg-Cov	0.985	0.985	0.996	0.888	0.889	0.901	0.989	0.985	0.985	0.936	0.932	0.939	0.855	0.937	0.942
Avg-Len	0.280	0.281	0.237	0.227	0.195	0.359	0.182	0.347	0.527	0.217	0.200	0.171	0.237	0.256	0.260
$d = 1000, n = 900$, sparse β_0^{sp} , and $x^{(2)}$ so that $m(x^{(2)}) = x^{(2)T} \beta_0^{sp}$															
Avg-Bias	0.042	0.042	0.037	0.135	0.461	0.109	NA	NA	NA	0.035	0.036	0.030	0.037	0.038	0.040
Avg-Cov	0.982	0.989	0.988	0.814	0.854	0.828	NA	NA	NA	0.941	0.933	0.955	0.924	0.939	0.950
Avg-Len	0.258	0.286	0.236	0.262	0.262	0.189	NA	NA	NA	0.173	0.171	0.144	0.171	0.180	0.196
$d = 1000, n = 900$, dense β_0^{de} , and $x^{(2)}$ so that $m(x^{(2)}) = x^{(2)T} \beta_0^{de}$															
Avg-Bias	0.172	0.172	0.132	0.332	0.222	0.241	NA	NA	NA	0.239	0.240	0.179	0.223	0.214	0.193
Avg-Cov	1.00	1.00	1.00	0.759	0.843	0.808	NA	NA	NA	0.859	0.812	0.896	0.905	0.932	0.967
Avg-Len	1.639	1.758	1.514	0.978	0.809	0.763	NA	NA	NA	0.913	0.807	0.724	0.922	0.975	1.057
$d = 1000, n = 900$, pseudo-dense β_0^{pd} , and $x^{(2)}$ so that $m(x^{(2)}) = x^{(2)T} \beta_0^{pd}$															
Avg-Bias	0.053	0.053	0.046	0.102	0.130	0.151	NA	NA	NA	0.058	0.057	0.046	0.066	0.064	0.061
Avg-Cov	1.00	1.00	1.00	0.778	0.853	0.799	NA	NA	NA	0.920	0.920	0.917	0.901	0.926	0.962
Avg-Len	0.461	0.498	0.414	0.299	0.256	0.238	NA	NA	NA	0.260	0.240	0.205	0.270	0.286	0.310
$d = 1000, n = 900$, sparse β_0^{sp} , and $x^{(3)}$ so that $m(x^{(3)}) = x^{(3)T} \beta_0^{sp} = \beta_{0,100}^{(a)}$															
Avg-Bias	0.026	0.026	0.022	0.813	0.587	0.377	0.320	1.289	0.740	0.00	0.00	0.00	0.032	0.034	0.035
Avg-Cov	0.987	0.987	0.989	0.930	0.927	0.921	0.972	0.963	0.937	1.00	0.999	1.00	0.934	0.944	0.944
Avg-Len	0.173	0.173	0.145	5.996	4.376	0.771	2.341	5.584	1.177	0.00	0.00	0.00	0.149	0.161	0.165
$d = 1000, n = 900$, dense β_0^{de} , and $x^{(3)}$ so that $m(x^{(3)}) = x^{(3)T} \beta_0^{de} = \beta_{0,100}^{(b)}$															
Avg-Bias	0.102	0.102	0.090	0.208	0.215	0.211	0.122	0.196	0.084	0.187	0.195	0.192	0.200	0.175	0.170
Avg-Cov	0.998	0.998	0.999	0.920	0.909	0.904	0.998	0.997	0.997	0.003	0.050	0.007	0.897	0.957	0.965
Avg-Len	0.969	0.970	0.844	3.016	3.082	0.598	1.343	2.516	1.728	0.010	0.059	0.025	0.807	0.870	0.891
$d = 1000, n = 900$, pseudo-dense β_0^{pd} , and $x^{(3)}$ so that $m(x^{(3)}) = x^{(3)T} \beta_0^{pd} = \beta_{0,100}^{(c)}$															
Avg-Bias	0.032	0.032	0.028	0.270	0.184	0.344	0.333	0.369	0.316	0.040	0.041	0.040	0.054	0.052	0.051
Avg-Cov	0.999	0.999	0.998	0.938	0.934	0.924	0.991	0.990	0.987	0.001	0.007	0.00	0.923	0.947	0.952
Avg-Len	0.281	0.281	0.237	1.422	1.623	56.095	2.153	1.071	28.765	0.001	0.006	0.002	0.237	0.255	0.261
$d = 1000, n = 900$, sparse β_0^{sp} , and $x^{(4)}$ so that $m(x^{(4)}) = x^{(4)T} \beta_0^{sp}$															
Avg-Bias	0.034	0.034	0.029	0.221	0.375	0.196	NA	NA	NA	0.032	0.033	0.025	0.034	0.034	0.035
Avg-Cov	0.973	0.984	0.981	0.863	0.887	0.876	NA	NA	NA	0.959	0.949	0.963	0.920	0.938	0.941
Avg-Len	0.195	0.217	0.180	0.216	0.214	0.180	NA	NA	NA	0.159	0.157	0.133	0.150	0.162	0.165
$d = 1000, n = 900$, dense β_0^{de} , and $x^{(4)}$ so that $m(x^{(4)}) = x^{(4)T} \beta_0^{de}$															
Avg-Bias	0.143	0.143	0.109	0.228	0.167	0.335	NA	NA	NA	0.184	0.194	0.147	0.196	0.174	0.170
Avg-Cov	1.00	1.00	1.00	0.831	0.880	0.872	NA	NA	NA	0.915	0.852	0.893	0.910	0.957	0.963
Avg-Len	1.203	1.299	1.122	0.799	0.661	0.637	NA	NA	NA	0.775	0.679	0.608	0.810	0.877	0.891
$d = 1000, n = 900$, pseudo-dense β_0^{pd} , and $x^{(4)}$ so that $m(x^{(4)}) = x^{(4)T} \beta_0^{pd}$															
Avg-Bias	0.043	0.043	0.036	0.068	0.107	0.108	NA	NA	NA	0.049	0.048	0.037	0.060	0.054	0.053
Avg-Cov	0.999	1.00	0.999	0.848	0.881	0.857	NA	NA	NA	0.930	0.904	0.934	0.887	0.942	0.948
Avg-Len	0.340	0.370	0.309	0.244	0.209	0.195	NA	NA	NA	0.217	0.200	0.171	0.238	0.257	0.261

Table 8: Simulation results under the circulant symmetric covariance matrix Σ^{cs} , Gaussian noise $\mathcal{N}(0, 1)$, and the MCAR setting. Nearly all the standard errors for the above average quantities are less than 0.01 except for those associated with “DL-vdG” and “R-Proj” and thus omitted.

	DL-Jav (CC)	DL-Jav (IPW)	DL-Jav (Oracle)	DL-vdG (CC)	DL-vdG (IPW)	DL-vdG (Oracle)	R-Proj (CC)	R-Proj (IPW)	R-Proj (Oracle)	Refit (CC)	Refit (IPW)	Refit (Oracle)	Debias (min-CV)	Debias (ISE)	Debias (min-feas)
$d = 1000, n = 900, \text{ sparse } \beta_0^{sp}, \text{ and } x^{(1)} \text{ so that } m(x^{(1)}) = x^{(1)T} \beta_0^{sp} = \beta_{0,1}^{(a)}$															
Avg-Bias	0.072	0.072	0.062	0.258	0.371	0.565	0.275	0.444	0.608	0.073	0.074	0.060	0.074	0.076	0.089
Avg-Cov	0.870	0.870	0.884	0.899	0.891	0.915	0.963	0.955	0.950	0.948	0.944	0.956	0.883	0.914	0.929
Avg-Len	0.282	0.282	0.248	0.439	0.620	0.610	0.885	1.413	1.917	0.360	0.354	0.301	0.301	0.332	0.420
$d = 1000, n = 900, \text{ dense } \beta_0^{de}, \text{ and } x^{(1)} \text{ so that } m(x^{(1)}) = x^{(1)T} \beta_0^{de} = \beta_{0,1}^{(b)}$															
Avg-Bias	0.298	0.297	0.157	0.297	0.236	0.567	0.204	0.200	0.372	0.454	0.264	0.178	0.489	0.430	0.404
Avg-Cov	0.748	0.756	0.913	0.552	0.398	0.536	0.941	0.759	0.945	0.772	0.751	0.824	0.850	0.932	0.983
Avg-Len	0.846	0.862	0.673	0.595	0.326	0.536	1.004	0.588	0.833	1.241	0.775	0.593	1.760	1.940	2.459
$d = 1000, n = 900, \text{ pseudo-dense } \beta_0^{pd}, \text{ and } x^{(1)} \text{ so that } m(x^{(1)}) = x^{(1)T} \beta_0^{pd} = \beta_{0,1}^{(c)}$															
Avg-Bias	0.095	0.095	0.074	0.104	0.105	0.132	0.137	0.174	0.265	0.097	0.095	0.075	0.105	0.098	0.106
Avg-Cov	0.847	0.847	0.894	0.832	0.799	0.852	0.954	0.920	0.925	0.911	0.900	0.921	0.867	0.929	0.964
Avg-Len	0.345	0.346	0.301	0.378	0.310	0.462	0.659	0.647	1.490	0.426	0.395	0.335	0.400	0.440	0.558
$d = 1000, n = 900, \text{ sparse } \beta_0^{sp}, \text{ and } x^{(2)} \text{ so that } m(x^{(2)}) = x^{(2)T} \beta_0^{sp}$															
Avg-Bias	0.059	0.059	0.052	0.114	0.298	0.295	NA	NA	NA	0.050	0.051	0.041	0.058	0.062	0.074
Avg-Cov	0.982	0.990	0.993	0.900	0.893	0.886	NA	NA	NA	0.935	0.937	0.952	0.925	0.933	0.942
Avg-Len	0.357	0.391	0.319	0.325	0.514	0.320	NA	NA	NA	0.241	0.241	0.202	0.260	0.292	0.354
$d = 1000, n = 900, \text{ dense } \beta_0^{de}, \text{ and } x^{(2)} \text{ so that } m(x^{(2)}) = x^{(2)T} \beta_0^{de}$															
Avg-Bias	0.257	0.258	0.135	0.262	0.210	0.253	NA	NA	NA	0.396	0.256	0.177	0.407	0.361	0.350
Avg-Cov	0.967	0.979	1.00	0.600	0.435	0.532	NA	NA	NA	0.709	0.694	0.750	0.862	0.946	0.977
Avg-Len	1.397	1.494	1.457	0.560	0.307	0.490	NA	NA	NA	1.067	0.662	0.519	1.519	1.708	2.071
$d = 1000, n = 900, \text{ pseudo-dense } \beta_0^{pd}, \text{ and } x^{(2)} \text{ so that } m(x^{(2)}) = x^{(2)T} \beta_0^{pd}$															
Avg-Bias	0.084	0.084	0.069	0.099	0.101	0.199	NA	NA	NA	0.087	0.084	0.067	0.091	0.087	0.091
Avg-Cov	0.991	0.996	0.996	0.843	0.821	0.840	NA	NA	NA	0.915	0.908	0.921	0.867	0.914	0.951
Avg-Len	0.530	0.565	0.456	0.355	0.292	0.427	NA	NA	NA	0.382	0.354	0.301	0.345	0.388	0.470
$d = 1000, n = 900, \text{ sparse } \beta_0^{sp}, \text{ and } x^{(3)} \text{ so that } m(x^{(3)}) = x^{(3)T} \beta_0^{sp} = \beta_{0,100}^{(a)}$															
Avg-Bias	0.054	0.054	0.051	1.346	1.002	1.471	0.421	1.217	0.733	0.00	0.00	0.00	0.077	0.088	0.097
Avg-Cov	0.990	0.990	0.981	0.954	0.953	0.947	0.972	0.967	0.958	1.00	1.00	1.00	0.953	0.956	0.955
Avg-Len	0.352	0.352	0.312	12.996	6.586	185.59	3.970	8.027	8.075	0.00	0.00	0.00	0.380	0.436	0.489
$d = 1000, n = 900, \text{ dense } \beta_0^{de}, \text{ and } x^{(3)} \text{ so that } m(x^{(3)}) = x^{(3)T} \beta_0^{de} = \beta_{0,100}^{(b)}$															
Avg-Bias	0.173	0.173	0.128	0.291	0.749	0.498	0.178	0.221	0.279	0.255	0.217	0.200	0.399	0.371	0.392
Avg-Cov	0.978	0.980	0.994	0.786	0.519	0.613	0.988	0.889	0.954	0.229	0.337	0.391	0.969	0.993	0.995
Avg-Len	1.078	1.097	0.858	1.698	72.604	0.647	1.288	1.680	1.097	0.388	0.353	0.331	2.223	2.550	2.858
$d = 1000, n = 900, \text{ pseudo-dense } \beta_0^{pd}, \text{ and } x^{(3)} \text{ so that } m(x^{(3)}) = x^{(3)T} \beta_0^{pd} = \beta_{0,100}^{(c)}$															
Avg-Bias	0.065	0.065	0.062	0.212	0.196	0.234	0.302	0.209	0.394	0.059	0.057	0.056	0.103	0.107	0.117
Avg-Cov	0.983	0.983	0.986	0.939	0.929	0.930	0.984	0.970	0.963	0.303	0.346	0.377	0.948	0.972	0.980
Avg-Len	0.437	0.438	0.382	9.049	1.000	1.433	2.462	3.289	1.953	0.143	0.149	0.143	0.505	0.579	0.649
$d = 1000, n = 900, \text{ sparse } \beta_0^{sp}, \text{ and } x^{(4)} \text{ so that } m(x^{(4)}) = x^{(4)T} \beta_0^{sp}$															
Avg-Bias	0.050	0.050	0.042	0.120	0.182	0.174	NA	NA	NA	0.045	0.045	0.037	0.045	0.046	0.048
Avg-Cov	1.00	1.00	1.00	0.845	0.866	0.859	NA	NA	NA	0.944	0.938	0.960	0.890	0.924	0.931
Avg-Len	0.736	0.767	0.570	0.274	0.309	0.247	NA	NA	NA	0.218	0.217	0.182	0.183	0.212	0.226
$d = 1000, n = 900, \text{ dense } \beta_0^{de}, \text{ and } x^{(4)} \text{ so that } m(x^{(4)}) = x^{(4)T} \beta_0^{de}$															
Avg-Bias	0.181	0.182	0.095	0.204	0.155	0.174	NA	NA	NA	0.376	0.228	0.159	0.436	0.323	0.285
Avg-Cov	1.00	1.00	1.00	0.679	0.563	0.683	NA	NA	NA	0.616	0.560	0.613	0.650	0.867	0.944
Avg-Len	3.694	3.792	2.537	0.471	0.259	0.285	NA	NA	NA	0.782	0.470	0.359	1.070	1.238	1.320
$d = 1000, n = 900, \text{ pseudo-dense } \beta_0^{pd}, \text{ and } x^{(4)} \text{ so that } m(x^{(4)}) = x^{(4)T} \beta_0^{pd}$															
Avg-Bias	0.065	0.065	0.054	0.147	0.126	0.160	NA	NA	NA	0.067	0.063	0.050	0.078	0.065	0.062
Avg-Cov	1.00	1.00	1.00	0.491	0.623	0.517	NA	NA	NA	0.880	0.871	0.886	0.794	0.918	0.946
Avg-Len	1.325	1.356	1.021	0.300	0.246	0.241	NA	NA	NA	0.258	0.239	0.203	0.243	0.281	0.300

Table 9: Simulation results under the Toeplitz (or auto-regressive) covariance matrix Σ^{ar} , Gaussian noise $\mathcal{N}(0, 1)$, and the MCAR setting. Nearly all the standard errors for the above average quantities are less than 0.01 except for those associated with “DL-vdG” and “R-Proj” and thus omitted.

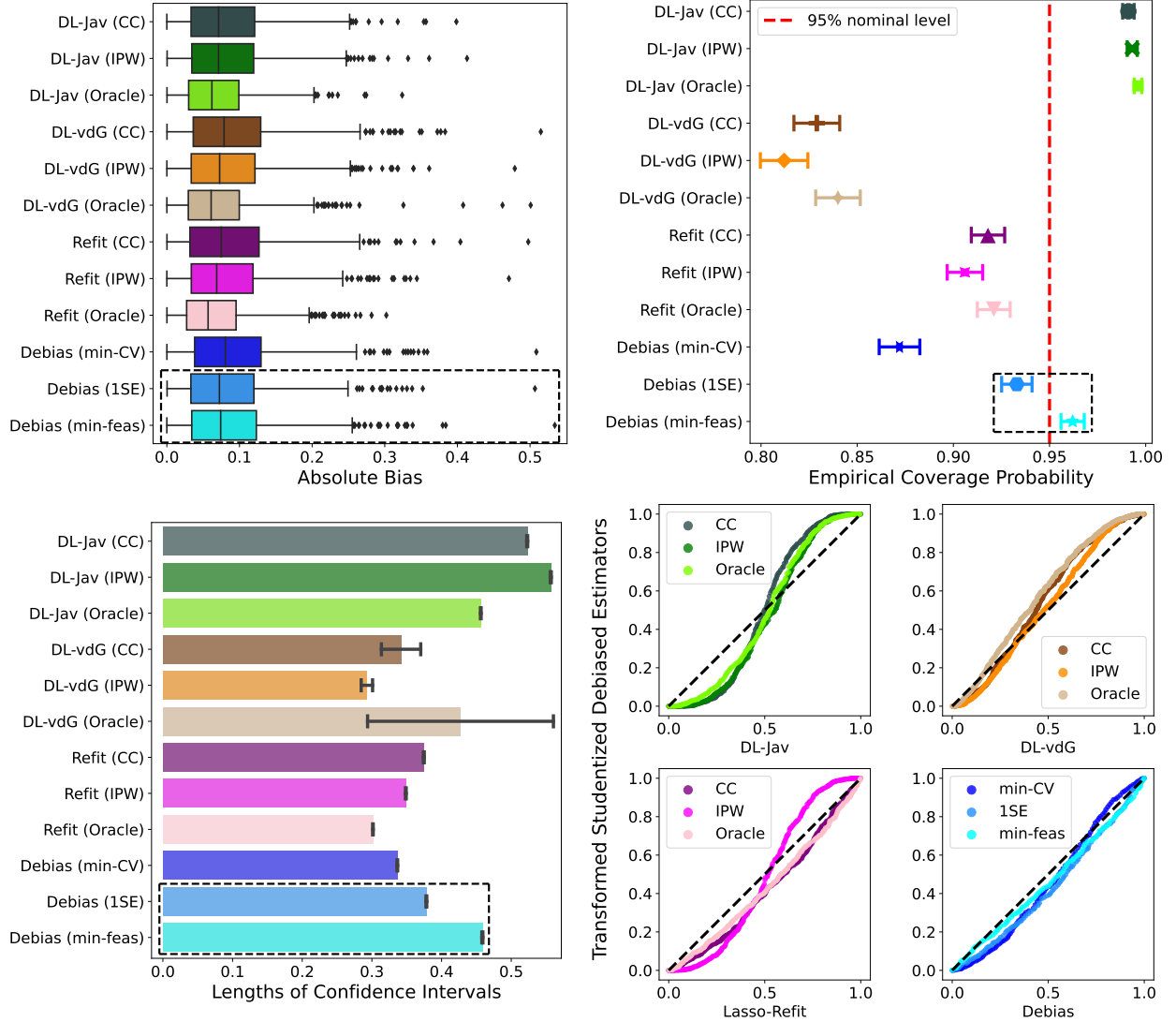


Figure 7: Simulation results with pseudo-dense β_0^{pd} and sparse $x^{(2)}$ for the Toeplitz (or auto-regressive) covariance matrix Σ^{ar} under the Gaussian noise $\mathcal{N}(0, 1)$ and the MAR setting (23) in Section 4.1. **Top Left:** Boxplots of the absolute bias. **Top Right:** Coverage probabilities with standard error bars. **Bottom Left:** Average lengths of confidence intervals with standard error bars. **Bottom Right:** Four comparative “QQ-plots” of the transformed studentized debiased estimators $\Phi(\sqrt{n} \cdot \hat{\sigma}_n^{-1}(x) [\hat{m}(x) - m_0(x)])$ obtained from different debiasing methods, where $\hat{\sigma}_n(x)^2$ is the estimated (asymptotic) variance of $\hat{m}(x)$ by each method and $\Phi(\cdot)$ is the CDF of $\mathcal{N}(0, 1)$. We also highlight the recommended rules “1SE” and “min-feas” for our proposed debiasing method via dashed rectangles in the first three panels.

indexed by a class \mathcal{F} by $\mathbb{G}_n(f) = \sqrt{n}(\mathbb{P}_n - \mathbb{P})f = \frac{1}{\sqrt{n}} \sum_{i=1}^n (f(X_i) - \mathbb{P}f)$, $f \in \mathcal{F}$. For any measure Q on $(\mathcal{X}, \mathcal{A})$, we set $\|Q\|_{\mathcal{F}} = \sup_{f \in \mathcal{F}} |Qf|$.

Analogous to the ψ_α -Orlicz norm (2) for random variables, we define the ψ_α -Orlicz norm for a

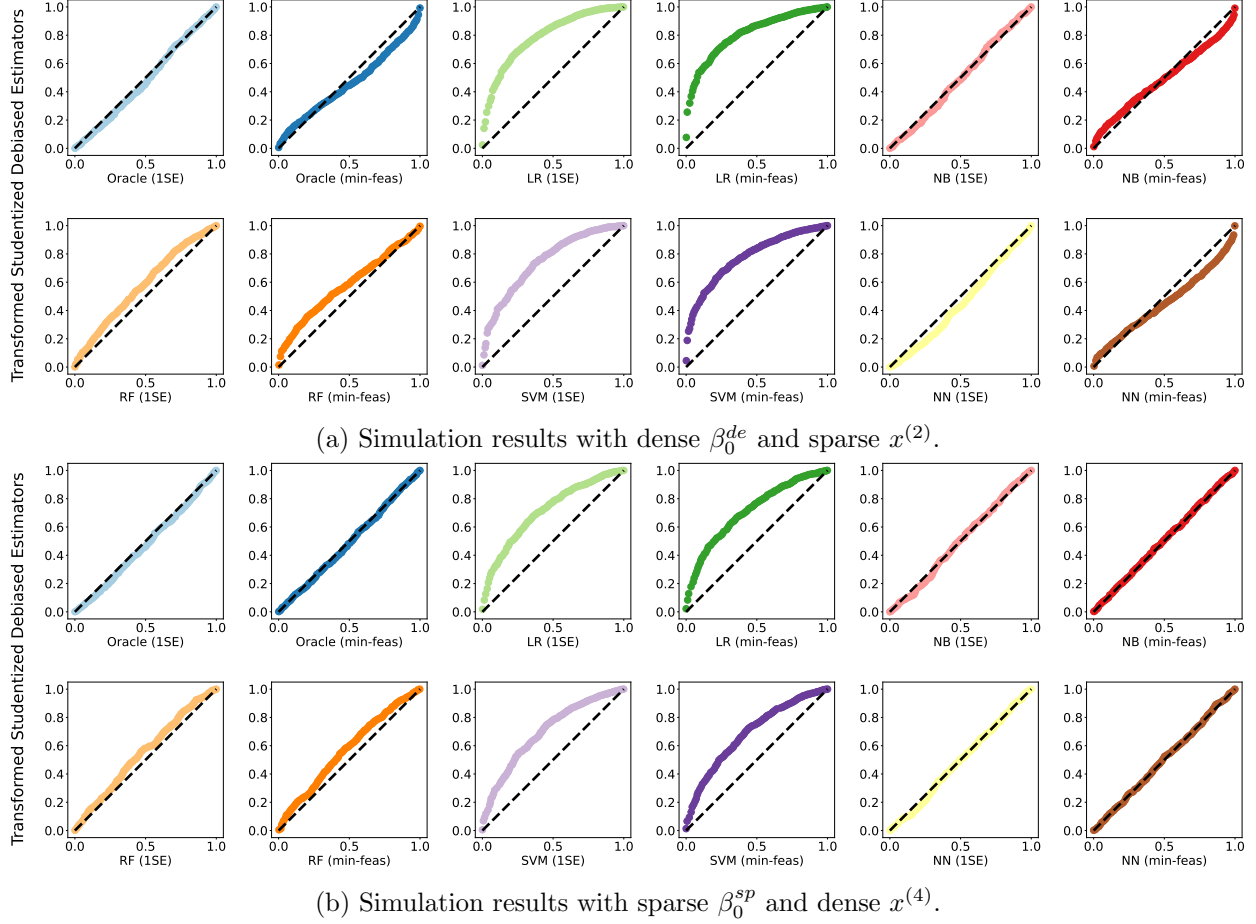


Figure 8: “QQ-plots” of the transformed studentized debiased estimators $\Phi(\sqrt{n} \cdot \hat{\sigma}_n^{-1}(x) [\hat{m}(x) - m_0(x)])$ obtained from our debiasing method when the propensity scores are estimated by various machine learning methods under the new MAR setting (24), where $\Phi(\cdot)$ is the CDF of $\mathcal{N}(0, 1)$.

real-valued Q -integrable function f on $(\mathcal{X}, \mathcal{A})$ as:

$$\|f\|_{Q, \psi_\alpha} = \inf \left\{ t > 0 : \int \psi_\alpha \left(\frac{|f|}{t} \right) dQ \leq 1 \right\} \quad (31)$$

for $\psi_\alpha(u) = \exp(u^\alpha) - 1$.

E.2 Proofs of Propositions 1 and 2

Proposition 1. *The dual form of the debiasing program (4) is given by*

$$\min_{\ell(x) \in \mathbb{R}^d} \left\{ \frac{1}{4n} \sum_{i=1}^n \hat{\pi}_i [X_i^T \ell(x)]^2 + x^T \ell(x) + \frac{\gamma}{n} \|\ell(x)\|_1 \right\}.$$

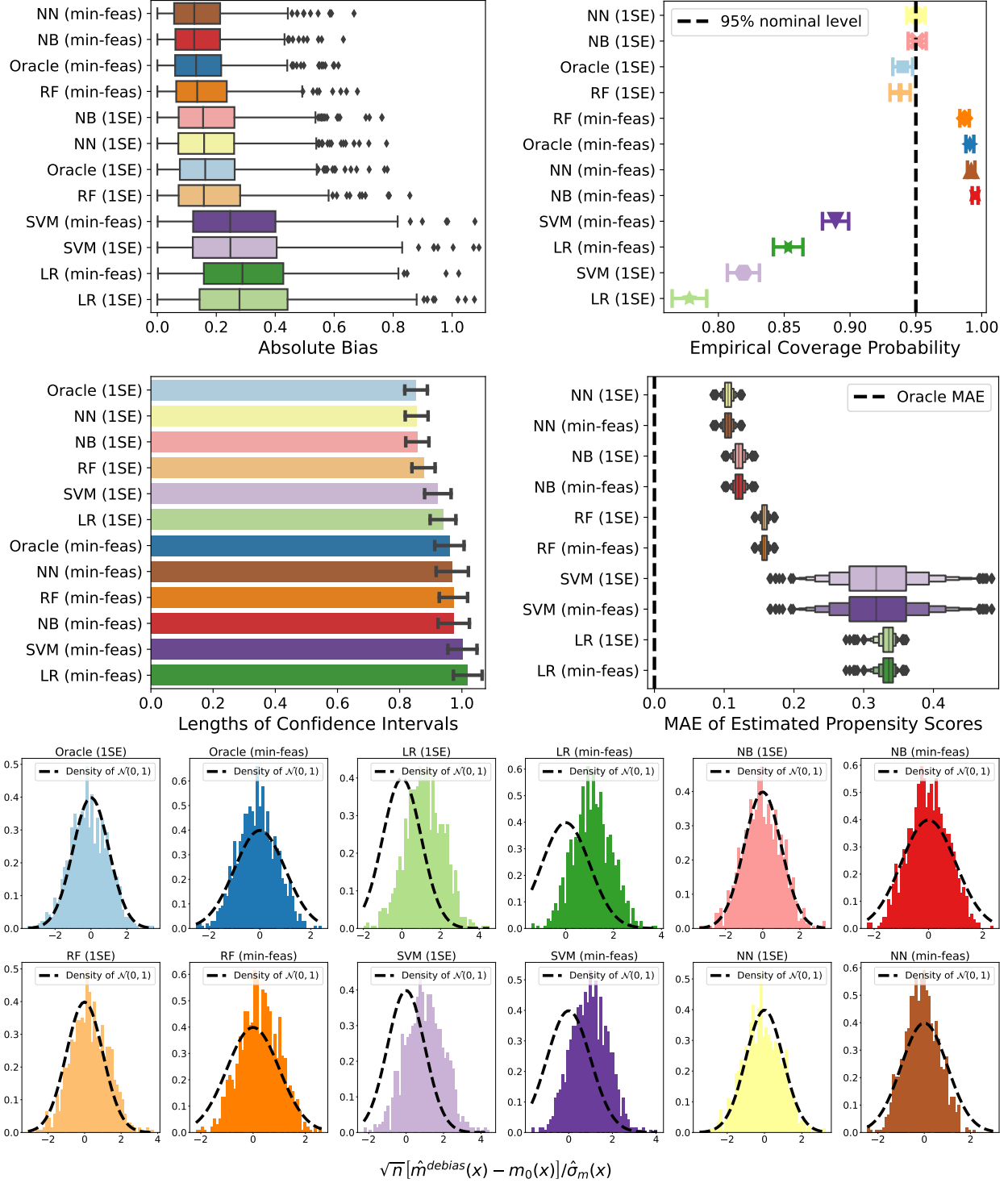


Figure 9: Simulation results for our debiasing method with dense β_0^{de} and sparse $x^{(2)}$ when the propensity scores are estimated by various machine learning methods under the new MAR setting (24). **Top Left:** Boxplots of the absolute bias. **Top Right:** Coverage probabilities with standard error bars. **Middle Left:** Average lengths of confidence intervals with standard deviation bars. **Middle Right:** Letter-valued plots of the MAE of estimated propensity scores. **Bottom Two Rows:** Histograms of the studentized debiased estimators under different methods. We also order the performance metrics according to their means in the first four panels.

If strong duality holds, then the solution $\widehat{\mathbf{w}}(x) \in \mathbb{R}^n$ to the primal debiasing program (4) and the solution $\widehat{\ell}(x) \in \mathbb{R}^d$ to its dual formulation (8) satisfy the following identity as:

$$\widehat{w}_i(x) = -\frac{1}{2\sqrt{n}} \cdot X_i^T \widehat{\ell}(x), \quad i = 1, \dots, n.$$

Proof of Proposition 1. The proof is mainly adopted from Lemma 5 of [Giessing and Wang \(2023\)](#). Recall from (4) that the debiasing program is a convex optimization problem and can be written as the matrix form:

$$\begin{aligned} \min_{\mathbf{w} := \mathbf{w}(x) \in \mathbb{R}^n} \quad & \frac{1}{2} \mathbf{w}^T \widehat{\Psi} \mathbf{w} \\ \text{subject to} \quad & A\mathbf{w} \preceq b, \end{aligned} \tag{32}$$

where $\widehat{\Psi} = \text{Diag}(2\widehat{\pi}_1, \dots, 2\widehat{\pi}_n) \in \mathbb{R}^{n \times n}$, $A = \frac{1}{\sqrt{n}} \begin{pmatrix} -\mathbf{X}^T \widehat{\Pi} \\ \mathbf{X}^T \widehat{\Pi} \end{pmatrix} \in \mathbb{R}^{2d \times n}$ with $\widehat{\Pi} = \text{Diag}(\widehat{\pi}_1, \dots, \widehat{\pi}_n) \in \mathbb{R}^{n \times n}$ and $\mathbf{X} = (X_1, \dots, X_n)^T \in \mathbb{R}^{n \times d}$, as well as $b = \begin{pmatrix} \frac{\gamma}{n} \cdot \mathbb{1}_d - x \\ \frac{\gamma}{n} \cdot \mathbb{1}_d + x \end{pmatrix} \in \mathbb{R}^{2d}$. This is because the box constraint $\left\| x - \frac{1}{\sqrt{n}} \sum_{i=1}^n w_i \cdot \widehat{\pi}_i \cdot X_i \right\|_{\infty} \leq \frac{\gamma}{n}$ in (4) is equivalent to

$$-\frac{\gamma}{n} \cdot \mathbb{1}_d \leq x - \frac{1}{\sqrt{n}} \sum_{i=1}^n w_i \cdot \widehat{\pi}_i \cdot X_i \leq \frac{\gamma}{n} \cdot \mathbb{1}_d \quad \text{and} \quad \frac{1}{\sqrt{n}} \begin{pmatrix} -\mathbf{X}^T \widehat{\Pi} \\ \mathbf{X}^T \widehat{\Pi} \end{pmatrix} \mathbf{w} \leq \begin{pmatrix} \frac{\gamma}{n} \cdot \mathbb{1}_d - x \\ \frac{\gamma}{n} \cdot \mathbb{1}_d + x \end{pmatrix},$$

where $\mathbf{w} = (w_1, \dots, w_n)^T \in \mathbb{R}^n$. The Lagrange dual function is given by

$$g(\xi) = \inf_{\mathbf{w} \in \mathbb{R}^n} \left[\frac{1}{2} \mathbf{w}^T \widehat{\Psi} \mathbf{w} + \xi^T (A\mathbf{w} - b) \right] = -\frac{1}{2} \xi^T A \widehat{\Psi}^{-1} A^T \xi - \xi^T b, \tag{33}$$

where $\xi \in \mathbb{R}^{2d}$ and the infimum is attained at $\mathbf{w} = -\widehat{\Psi}^{-1} A^T \xi$. It implies the dual of (32) as:

$$\begin{aligned} \max_{\xi := \xi(x) \in \mathbb{R}^{2d}} \quad & \left[-\frac{1}{2} \xi^T A \widehat{\Psi}^{-1} A^T \xi - \xi^T b \right] \\ \text{subject to} \quad & \xi \succeq \mathbf{0}. \end{aligned}$$

If strong duality holds, then the solution $\widehat{\mathbf{w}}(x) \in \mathbb{R}^n$ to the primal problem can be related to the solution $\widehat{\xi}(x) \in \mathbb{R}^{2d}$ to the dual problem as:

$$\widehat{\mathbf{w}}(x) = -\widehat{\Psi}^{-1} A^T \widehat{\xi}(x). \tag{34}$$

Since $\widehat{\xi}(x) \in \mathbb{R}^{2d}$ is the vector of optimal Lagrangian multipliers associated with the constraints $A\mathbf{w} \preceq b$ in the primal problem (32), it satisfies the complementary slackness conditions

$$\left[\widehat{\xi}(x) \right]_k \geq 0 \quad \text{and} \quad [A\widehat{\mathbf{w}}(x)]_k < b_k \quad \implies \quad \left[\widehat{\xi}(x) \right]_k = 0,$$

for any $k = 1, \dots, 2d$. We write $\widehat{\xi}(x) = (\bar{\mu}, \underline{\mu})$ with $\bar{\mu}, \underline{\mu} \in \mathbb{R}_+^d$. The above complementary slackness conditions indicate that

$$\bar{\mu}_k \cdot \underline{\mu}_k = 0, \quad k = 1, \dots, d, \quad (35)$$

because by design, at least one of the inequalities $[A\widehat{\mathbf{w}}(x)]_k \leq b_k$ and $[A\widehat{\mathbf{w}}(x)]_{d+k} \leq b_{d+k}$ should be strict. Take $\widehat{\ell}(x) := (-\bar{\mu} + \underline{\mu}) \in \mathbb{R}^d$. Equation (35) implies that

$$|\widehat{\ell}_k(x)| = \bar{\mu}_k + \underline{\mu}_k, \quad k = 1, \dots, d,$$

and thus,

$$-\frac{1}{2}\xi(x)^T A\widehat{\Psi}^{-1}A^T\xi(x) - \xi(x)^T \mathbf{b} = -\frac{1}{2n}\widehat{\ell}(x)^T \mathbf{X}^T \widehat{\Pi} \widehat{\Psi}^{-1} \widehat{\Pi} \mathbf{X} \widehat{\ell}(x) - x^T \widehat{\ell}(x) - \frac{\gamma}{n} \|\widehat{\ell}(x)\|_1.$$

Since every $\ell(x) \in \mathbb{R}^d$ can be written as $\ell(x) = (-\bar{\mu} + \underline{\mu})$ for some $\bar{\mu}, \underline{\mu} \in \mathbb{R}_+^d$, the above equation implies that $\widehat{\ell}(x)$ is the solution to the dual problem as:

$$\begin{aligned} & \min_{\ell(x) \in \mathbb{R}^d} \left[\frac{1}{2n} \ell(x)^T \mathbf{X}^T \widehat{\Pi} \widehat{\Psi}^{-1} \widehat{\Pi} \mathbf{X} \ell(x) + x^T \ell(x) + \frac{\gamma}{n} \|\ell(x)\|_1 \right] \\ & \equiv \min_{\ell(x) \in \mathbb{R}^d} \left\{ \frac{1}{4n} \sum_{i=1}^n \widehat{\pi}_i [X_i^T \ell(x)]^2 + x^T \ell(x) + \frac{\gamma}{n} \|\ell(x)\|_1 \right\}. \end{aligned}$$

Finally, we observe from (34) that $\widehat{\mathbf{w}}(x) = -\frac{1}{\sqrt{n}} \widehat{\Psi}^{-1} \widehat{\Pi} \mathbf{X} \widehat{\ell}(x)$ and therefore,

$$\widehat{w}_i(x) = -\frac{1}{2\sqrt{n}} \cdot X_i^T \widehat{\ell}(x), \quad i = 1, \dots, n.$$

The proof is completed. \square

Proposition 2. *Under Assumption 1, the conditional mean squared error of $\sqrt{n} m^{\text{debias}}(x; \mathbf{w})$ given $\mathbf{X} = (X_1, \dots, X_n)^T$ has the following decomposition as:*

$$\begin{aligned} & \mathbb{E} \left[\left(\sqrt{n} m^{\text{debias}}(x; \mathbf{w}) - \sqrt{n} m_0(x) \right)^2 \middle| \mathbf{X} \right] \\ & = \underbrace{\sigma_\epsilon^2 \sum_{i=1}^n w_i^2 \pi(X_i)}_{\text{Conditional variance I}} + \underbrace{(\beta_0 - \beta)^T \left[\sum_{i=1}^n w_i^2 \pi(X_i) (1 - \pi(X_i)) X_i X_i^T \right]}_{\text{Conditional variance II}} (\beta_0 - \beta) \\ & \quad + \underbrace{\left[\left(\frac{1}{\sqrt{n}} \sum_{i=1}^n w_i \pi(X_i) X_i - x \right)^T \sqrt{n} (\beta_0 - \beta) \right]^2}_{\text{Conditional bias}}. \end{aligned}$$

Proof of Proposition 2. Under the MAR condition in Assumption 1, the conditional mean of (11)

(scaled by a factor \sqrt{n}) given $\mathbf{X} = (X_1, \dots, X_n)^T$ can be written as:

$$\mathbb{E} \left[\sqrt{n} m^{\text{debias}}(x; \mathbf{w}) | \mathbf{X} \right] = \sqrt{n} x^T \beta + \sum_{i=1}^n w_i \pi(X_i) X_i^T (\beta_0 - \beta).$$

Then, we calculate the conditional mean squared error of (11) under model (1) with $m_0(x) = \mathbb{E}(Y|X = x) = x^T \beta_0$ as:

$$\begin{aligned} & \mathbb{E} \left[\left(\sqrt{n} m^{\text{debias}}(x; \mathbf{w}) - \sqrt{n} m_0(x) \right)^2 | \mathbf{X} \right] \\ &= \mathbb{E} \left\{ \left[\sqrt{n} m^{\text{debias}}(x; \mathbf{w}) - \mathbb{E} \left(\sqrt{n} m^{\text{debias}}(x; \mathbf{w}) | \mathbf{X} \right) \right]^2 | \mathbf{X} \right\} \\ & \quad + \left\{ \mathbb{E} \left[\sqrt{n} m^{\text{debias}}(x; \mathbf{w}) | \mathbf{X} \right] - \sqrt{n} m_0(x) \right\}^2 \\ &= \mathbb{E} \left\{ \left[\sum_{i=1}^n w_i (R_i - \pi(X_i)) X_i^T (\beta_0 - \beta) + \sum_{i=1}^n w_i R_i \epsilon_i \right]^2 | \mathbf{X} \right\} \\ & \quad + \left[\left(\frac{1}{\sqrt{n}} \sum_{i=1}^n w_i \pi(X_i) X_i - x \right)^T \sqrt{n} (\beta_0 - \beta) \right]^2 \\ &= \sum_{i=1}^n w_i^2 \pi(X_i) (1 - \pi(X_i)) [X_i^T (\beta_0 - \beta)]^2 + \sigma_\epsilon^2 \sum_{i=1}^n w_i^2 \pi(X_i) \\ & \quad + \left[\left(\frac{1}{\sqrt{n}} \sum_{i=1}^n w_i \pi(X_i) X_i - x \right)^T \sqrt{n} (\beta_0 - \beta) \right]^2 \\ &= \underbrace{\sigma_\epsilon^2 \sum_{i=1}^n w_i^2 \pi(X_i)}_{\text{Conditional variance I}} + \underbrace{(\beta_0 - \beta)^T \left[\sum_{i=1}^n w_i^2 \pi(X_i) (1 - \pi(X_i)) X_i X_i^T \right] (\beta_0 - \beta)}_{\text{Conditional variance II}} \\ & \quad + \underbrace{\left[\left(\frac{1}{\sqrt{n}} \sum_{i=1}^n w_i \pi(X_i) X_i - x \right)^T \sqrt{n} (\beta_0 - \beta) \right]^2}_{\text{Conditional bias}}. \end{aligned}$$

The result thus follows. □

Remark E.1. Notice that we can upper bound the “Conditional variance II” term as:

$$\begin{aligned} & \sqrt{n} (\beta_0 - \beta)^T \left[\frac{1}{n} \sum_{i=1}^n w_i^2 \pi(X_i) (1 - \pi(X_i)) X_i X_i^T \right] \sqrt{n} (\beta_0 - \beta) \\ & \leq (\sqrt{n} \|\beta_0 - \beta\|_1)^2 \max_{1 \leq i \leq n} \left\| \sqrt{\pi(X_i) (1 - \pi(X_i))} \cdot w_i X_i \right\|_\infty. \end{aligned}$$

Thus, for some finite-sample case when the “Conditional variance II” term is not negligible, one may consider optimizing the weights $\mathbf{w} = (w_1, \dots, w_n)^T \in \mathbb{R}^n$ with a more precise debiasing program

as:

$$\begin{aligned} & \min_{\mathbf{w} \in \mathbb{R}^n} \sum_{i=1}^n \widehat{\pi}_i w_i^2 \\ & \text{subject to } \left\| x - \frac{1}{\sqrt{n}} \sum_{i=1}^n w_i \widehat{\pi}_i X_i \right\|_{\infty} \leq \frac{\gamma_1}{n} \quad \text{and} \quad \max_{1 \leq i \leq n} \left\| \sqrt{\widehat{\pi}_i (1 - \widehat{\pi}_i)} \cdot w_i X_i \right\|_{\infty} \leq \frac{\gamma_2}{n}, \end{aligned}$$

where $\gamma_1, \gamma_2 > 0$ are two tuning parameters. However, it will be difficult to derive the dual form of the above debiasing program and tune the two parameters γ_1, γ_2 simultaneously. Given that there are no asymptotic efficiency gains for using the above program than our proposed one (4) by Lemma 6, we still recommend our approach even for finite-sample cases.

E.3 Proof of Theorem 3

Theorem 3 (Consistency of the Lasso pilot estimate with complete-case data). *Let $\delta \in (0, 1)$ and $A_1, A_2 > 0$ be some absolute constants. Suppose that Assumptions 1, 2, and 4 (more precisely, Eq.(17)) hold and n is sufficiently large so that*

$$\sqrt{\frac{s_{\beta} \log(ed/s_{\beta})}{n}} + \sqrt{\frac{\log(1/\delta)}{n}} < \min \left\{ \frac{\kappa_R^2}{A_1 \phi_{s_{\beta}}}, 1 \right\}.$$

(a) *If $\lambda > \frac{4}{n} \|\sum_{i=1}^n R_i X_i \epsilon_i\|_{\infty} > 0$ and $d \geq s_{\beta} + 2$, then with probability at least $1 - \delta$,*

$$\left\| \widehat{\beta} - \beta_0 \right\|_2 \lesssim \frac{\sqrt{s_{\beta} \lambda}}{\kappa_R^2}.$$

(b) *If, in addition, Assumption 3 holds and $\lambda = A_2 \sigma_{\epsilon} \sqrt{\frac{\phi_1 \log(d/\delta)}{n}}$, then with probability at least $1 - \delta$,*

$$\left\| \widehat{\beta} - \beta_0 \right\|_2 \lesssim \frac{\sigma_{\epsilon}}{\kappa_R^2} \sqrt{\frac{\phi_1 s_{\beta} \log(d/\delta)}{n}}.$$

Proof of Theorem 3. (a) Since $\widehat{\beta}$ minimizes the function $L(\beta) = \frac{1}{n} \sum_{i=1}^n R_i (Y_i - X_i^T \beta)^2 + \lambda \|\beta\|_1$ with complete-case data, we know that

$$\frac{1}{n} \sum_{i=1}^n R_i (Y_i - X_i^T \widehat{\beta})^2 + \lambda \|\widehat{\beta}\|_1 \leq \frac{1}{n} \sum_{i=1}^n R_i (Y_i - X_i^T \beta_0)^2 + \lambda \|\beta_0\|_1.$$

Then, under the linear model (1) in Assumption 1, it implies by direct calculations or Taylor's expansion that

$$\frac{1}{n} \sum_{i=1}^n R_i (X_i^T \widehat{v})^2 \leq \frac{2}{n} \sum_{i=1}^n \epsilon_i R_i X_i^T \widehat{v} + \lambda (\|\beta_0\|_1 - \|\beta_0 + \widehat{v}\|_1) \quad (36)$$

with $\widehat{v} = \widehat{\beta} - \beta_0$. Notice that $\beta_{0, S_\beta^c} = 0$, so we have $\|\beta_0\|_1 = \|\beta_{0, S_\beta}\|_1$ and

$$\|\beta_0 + \widehat{v}\|_1 = \|\beta_{0, S_\beta} + \widehat{v}_{S_\beta}\|_1 + \|\widehat{v}_{S_\beta^c}\|_1 \geq \|\beta_{0, S_\beta}\|_1 - \|\widehat{v}_{S_\beta}\|_1 + \|\widehat{v}_{S_\beta^c}\|_1.$$

Plugging this lower bound into (36), we obtain that

$$\begin{aligned} \frac{1}{n} \sum_{i=1}^n R_i (X_i^T \widehat{v})^2 &\leq \frac{2}{n} \sum_{i=1}^n \epsilon_i R_i X_i^T \widehat{v} + \lambda \left(\|\widehat{v}_{S_\beta}\|_1 - \|\widehat{v}_{S_\beta^c}\|_1 \right) \\ &\leq \frac{2 \|\sum_{i=1}^n R_i X_i \epsilon_i\|_\infty}{n} \cdot \|\widehat{v}\|_1 + \lambda \left(\|\widehat{v}_{S_\beta}\|_1 - \|\widehat{v}_{S_\beta^c}\|_1 \right), \end{aligned} \quad (37)$$

where we apply Hölder's inequality to obtain the second inequality. Under the condition that $\frac{4}{n} \|\sum_{i=1}^n R_i X_i \epsilon_i\|_\infty < \lambda$, we can proceed (37) as:

$$\begin{aligned} 0 &\leq \frac{1}{n} \sum_{i=1}^n R_i (X_i^T \widehat{v})^2 \leq \frac{\lambda}{2} \left(\|\widehat{v}_{S_\beta}\|_1 + \|\widehat{v}_{S_\beta^c}\|_1 \right) + \lambda \left(\|\widehat{v}_{S_\beta}\|_1 - \|\widehat{v}_{S_\beta^c}\|_1 \right) \\ &= \frac{3\lambda}{2} \|\widehat{v}_{S_\beta}\|_1 - \frac{\lambda}{2} \|\widehat{v}_{S_\beta^c}\|_1. \end{aligned} \quad (38)$$

Rearranging this inequality shows that $\|\widehat{v}_{S_\beta^c}\|_1 \leq 3 \|\widehat{v}_{S_\beta}\|_1$. Thus, the error $\widehat{v} = \widehat{\beta} - \beta_0$ belongs to the cone $\mathcal{C}_1(S_\beta, 3)$. By Assumption 4 (more precisely, Eq.(17)) and Lemma E.7 (taking $\vartheta = 3$), we know that there exists an absolute constant $A_0 > 0$ such that with probability at least $1 - \delta$,

$$\begin{aligned} &\frac{1}{n} \sum_{i=1}^n R_i (X_i^T \widehat{v})^2 \\ &\geq \frac{1}{n} \sum_{i=1}^n \mathbb{E} \left[R_i (X_i^T \widehat{v})^2 \right] - A_0 \phi_{s_\beta} \left[\sqrt{\frac{\log(1/\delta) + s_\beta \log(ed/s_\beta)}{n}} + \frac{\log(1/\delta) + s_\beta \log(ed/s_\beta)}{n} \right] \|\widehat{v}\|_2^2 \\ &\geq \left[\kappa_R^2 - A_0 \phi_{s_\beta} \left(\sqrt{\frac{\log(1/\delta) + s_\beta \log(ed/s_\beta)}{n}} + \frac{\log(1/\delta) + s_\beta \log(ed/s_\beta)}{n} \right) \right] \|\widehat{v}\|_2^2 \\ &\geq \left[\kappa_R^2 - 2A_0 \phi_{s_\beta} \sqrt{\frac{\log(1/\delta) + s_\beta \log(ed/s_\beta)}{n}} \right] \|\widehat{v}\|_2^2 \\ &\geq \frac{\kappa_R^2}{2} \|\widehat{v}\|_2^2, \end{aligned}$$

where the last two inequalities hold under our growth condition

$$\sqrt{\frac{s_\beta \log(ed/s_\beta)}{n}} + \sqrt{\frac{\log(1/\delta)}{n}} < \min \left\{ \frac{\kappa_R^2}{A_1 \phi_{s_\beta}}, 1 \right\}$$

with $A_1 = 4A_0 > 0$ when n is sufficiently large. Substituting the above inequality into (38) yields

that with probability at least $1 - \delta$,

$$\begin{aligned} \frac{\kappa_R^2}{2} \|\widehat{v}\|_2^2 &\leq \frac{3\lambda}{2} \|\widehat{v}_{S_\beta}\|_1 - \frac{\lambda}{2} \|\widehat{v}_{S_\beta^c}\|_1 \\ &\leq \frac{3}{2} \lambda \sqrt{s_\beta} \|\widehat{v}\|_2, \end{aligned}$$

where the second inequality is due to the Cauchy-Schwarz inequality. The result now follows by dividing $\|\widehat{v}\|_2$ on both sides of the inequality.

(b) It suffices to show that $\frac{4}{n} \|\sum_{i=1}^n R_i X_i \epsilon_i\|_\infty$ is upper bounded by $\sigma_\epsilon \sqrt{\frac{\phi_1 \log(d/\delta)}{n}}$ up to some absolute constant with probability at least $1 - \delta$. Notice that

$$\frac{4}{n} \left\| \sum_{i=1}^n R_i X_i \epsilon_i \right\|_\infty = \max_{1 \leq k \leq d} \left| \frac{1}{n} \sum_{i=1}^n 4\epsilon_i R_i X_{ik} \right|,$$

where X_{ik} is the k -th element of the covariate $X_i \in \mathbb{R}^d$ for $i = 1, \dots, n$. By Assumptions 2 and 3 together with Lemma E.13 (see also Lemma 2.7.7 in Vershynin 2018), we know that

$$\begin{aligned} \max_{1 \leq k \leq d} \|4\epsilon_i R_i X_{ik}\|_{\psi_1} &\leq \max_{1 \leq k \leq d} \left[4 \left(\max_{1 \leq i \leq n} \|X_{ik}\|_{\psi_2} \right) \|R_i \epsilon_i\|_{\psi_2} \right] \\ &\lesssim \sqrt{\phi_1} \cdot \sigma_\epsilon \end{aligned}$$

for all $i = 1, \dots, n$. Hence, by the union bound and Bernstein's inequality (Corollary 2.8.3 in Vershynin 2018), we obtain that for all $t > 0$, there exists an absolute constant $A_3 > 0$ such that

$$\begin{aligned} \mathbb{P} \left(\frac{4}{n} \left\| \sum_{i=1}^n R_i X_i \epsilon_i \right\|_\infty > t \right) &\leq d \cdot \max_{1 \leq k \leq d} \mathbb{P} \left(\left| \frac{1}{n} \sum_{i=1}^n 4\epsilon_i R_i X_{ik} \right| > t \right) \\ &\leq 2d \cdot \exp \left(-n A_3 \min \left\{ \frac{t}{\sigma_\epsilon \sqrt{\phi_1}}, \frac{t^2}{\sigma_\epsilon^2 \phi_1} \right\} \right). \end{aligned}$$

Thus, we conclude that with probability at least $1 - \delta$,

$$\begin{aligned} \frac{4}{n} \left\| \sum_{i=1}^n R_i X_i \epsilon_i \right\|_\infty &\lesssim \sigma_\epsilon \sqrt{\phi_1} \left[\sqrt{\frac{\log(d/\delta)}{n}} + \frac{\log(d/\delta)}{n} \right] \\ &\lesssim \sigma_\epsilon \sqrt{\frac{\phi_1 \log(d/\delta)}{n}}, \end{aligned}$$

where we notice that $\sqrt{\frac{\log(d/\delta)}{n}}$ dominates the bound under our growth condition $\sqrt{\frac{s_\beta \log(ed/s_\beta)}{n}} + \sqrt{\frac{\log(1/\delta)}{n}} < 1$. Finally, the bound on $\|\widehat{\beta} - \beta_0\|_2$ follows from substituting $\lambda = A_2 \sigma_\epsilon \sqrt{\frac{\phi_1 \log(d/\delta)}{n}}$ for some absolute constant into the upper bound of $\|\widehat{\beta} - \beta_0\|_2$ derived in (a). \square

E.4 Proof of Theorem 4

Before presenting the proof of Theorem 4, we first establish the consistency of $\widehat{\ell}(x)$ to the sparse r_ℓ -approximation $\widetilde{\ell}(x)$ of the exact population dual solution (19) under Assumption 6 and the known/oracle propensity scores $\pi_i = \pi(X_i), i = 1, \dots, n$ in the following lemma.

Lemma E.1 (Consistency of the dual solution $\widehat{\ell}(x)$ when the propensity score is known). *Let $\delta \in (0, 1)$, $x \in \mathbb{R}^d$ be a fixed covariate vector, and $A_1, A_2, A_3 > 0$ be some large absolute constants. Suppose that Assumptions 1, 2, 4, and 6 hold as well as*

$$\sqrt{\frac{s_\ell(x) \log(ed/s_\ell(x))}{n}} + \sqrt{\frac{\log(1/\delta)}{n}} < \min \left\{ \frac{\kappa_R^2}{A_1 \phi_{s_\ell(x)}}, 1 \right\} \quad \text{and} \quad d \geq s_\ell(x) + 2.$$

If $\gamma = A_2 \frac{\sqrt{\phi_1}}{\kappa_R} \|x\|_2 \sqrt{n \log(d/\delta)}$ and $r_\ell < \left(\frac{A_2^2 \kappa_R^6 \phi_1}{A_3^2 \|x\|_2 \phi_{s_\ell(x)}} \right)^{\frac{1}{4}} \left(\frac{\log(d/\delta)}{n} \right)^{\frac{1}{4}}$, then with probability at least $1 - \delta$,

$$\left\| \widehat{\ell}(x) - \widetilde{\ell}(x) \right\|_2 \lesssim \frac{\|x\|_2}{\kappa_R^2} \left[\sqrt{\frac{\phi_1}{\kappa_R^2}} \sqrt{\frac{s_\ell(x) \log(d/\delta)}{n}} + \frac{\phi_{s_\ell(x)}}{\kappa_R^2} \cdot r_\ell \right].$$

Proof of Lemma E.1. Since $\widehat{\ell}(x)$ is the solution to the dual program (8), we know that

$$\frac{1}{4n} \sum_{i=1}^n \pi(X_i) \left[X_i^T \widehat{\ell}(x) \right]^2 + x^T \widehat{\ell}(x) + \frac{\gamma}{n} \left\| \widehat{\ell}(x) \right\|_1 \leq \frac{1}{4n} \sum_{i=1}^n \pi(X_i) \left[X_i^T \widetilde{\ell}(x) \right]^2 + x^T \widetilde{\ell}(x) + \frac{\gamma}{n} \left\| \widetilde{\ell}(x) \right\|_1.$$

Some rearrangements (or using Taylor's expansion) give us that

$$\begin{aligned} & \left[\widehat{\ell}(x) - \widetilde{\ell}(x) \right]^T \left[\frac{1}{4n} \sum_{i=1}^n \pi(X_i) X_i X_i^T \right] \left[\widehat{\ell}(x) - \widetilde{\ell}(x) \right] \\ & + \left[\widehat{\ell}(x) - \widetilde{\ell}(x) \right]^T \left[\frac{1}{2n} \sum_{i=1}^n \pi(X_i) X_i X_i^T \right] \left[\widetilde{\ell}(x) - \ell_0(x) \right] \\ & \leq \left[\frac{1}{2n} \sum_{i=1}^n \pi(X_i) X_i X_i^T \ell_0(x) + x \right]^T \left[\widetilde{\ell}(x) - \widehat{\ell}(x) \right] + \frac{\gamma}{n} \left[\left\| \widetilde{\ell}(x) \right\|_1 - \left\| \widehat{\ell}(x) \right\|_1 \right]. \end{aligned} \quad (39)$$

In the sequel, we write $\widehat{\Delta}(x) = \widehat{\ell}(x) - \widetilde{\ell}(x)$. By Hölder's inequality and the (reverse) triangle's inequality together with the sparsity of $\widetilde{\ell}(x)$ under Assumption 6, the right-hand side of (39) is

upper bounded by

$$\begin{aligned}
& \left[\frac{1}{2n} \sum_{i=1}^n \pi(X_i) X_i X_i^T \ell_0(x) + x \right]^T \left[\tilde{\ell}(x) - \widehat{\ell}(x) \right] + \frac{\gamma}{n} \left[\left\| \tilde{\ell}(x) \right\|_1 - \left\| \widehat{\ell}(x) \right\|_1 \right] \\
& \leq \left\| \frac{1}{2n} \sum_{i=1}^n \pi(X_i) X_i X_i^T \ell_0(x) + x \right\|_\infty \left\| \widehat{\Delta}(x) \right\|_1 \\
& \quad + \frac{\gamma}{n} \left[\left\| \left[\tilde{\ell}(x) \right]_{S_\ell(x)} \right\|_1 - \left\| \left[\widehat{\Delta}(x) \right]_{S_\ell(x)} + \left[\tilde{\ell}(x) \right]_{S_\ell(x)} \right\|_1 - \left\| \left[\widehat{\ell}(x) \right]_{S_\ell(x)^c} \right\|_1 \right] \\
& \leq \frac{\gamma}{5n} \left[\left\| \left[\widehat{\Delta}(x) \right]_{S_\ell(x)} \right\|_1 + \left\| \left[\widehat{\Delta}(x) \right]_{S_\ell(x)^c} \right\|_1 \right] + \frac{\gamma}{n} \left[\left\| \left[\widehat{\Delta}(x) \right]_{S_\ell(x)} \right\|_1 - \left\| \left[\widehat{\Delta}(x) \right]_{S_\ell(x)^c} \right\|_1 \right] \\
& = \frac{6\gamma}{5n} \left\| \left[\widehat{\Delta}(x) \right]_{S_\ell(x)} \right\|_1 - \frac{4\gamma}{5n} \left\| \left[\widehat{\Delta}(x) \right]_{S_\ell(x)^c} \right\|_1 \\
& \leq \frac{6\gamma}{5n} \sqrt{s_\ell(x)} \left\| \widehat{\Delta}(x) \right\|_2,
\end{aligned} \tag{40}$$

where $\left\| \left[\widehat{\Delta}(x) \right]_{S_\ell(x)} \right\|_1 = \sum_{k \in S_\ell(x)} \left| \widehat{\Delta}_k(x) \right|$.

Next, we know from Lemma E.9 with $a_0 = 5$ that

$$\widehat{\ell}(x) - \tilde{\ell}(x) \in \mathcal{C}_1(S_\ell(x), 3) \cup B_d^{(1)} \left(0, \frac{13r_\ell^2 \|x\|_2^2}{2\kappa_R^4} \cdot \frac{\nu}{\gamma} \right) \equiv \mathcal{C}_1(S_\ell(x), 3) \cup B_d^{(1)}(0, r_1),$$

where $B_d^{(1)}(0, r) = \{v \in \mathbb{R}^d : \|v\|_1 \leq r\}$ and $r_1 \equiv \frac{13r_\ell^2 \|x\|_2^2}{2\kappa_R^4} \cdot \frac{\nu}{\gamma}$.

Now, by Lemma E.12, we know that there exist absolute constants $A_2, A'_2 > 0$ such that with probability at least $1 - \delta$,

$$\begin{aligned}
\left\| \frac{1}{n} \sum_{i=1}^n \pi(X_i) X_i X_i^T \ell_0(x) + 2x \right\|_\infty & \leq A'_2 \frac{\sqrt{\phi_1}}{\kappa_R} \|x\|_2 \left[\sqrt{\frac{\log(d/\delta)}{n}} + \frac{\log(d/\delta)}{n} \right] \\
& \leq A_2 \frac{\sqrt{\phi_1}}{\kappa_R} \|x\|_2 \sqrt{\frac{\log(d/\delta)}{n}} \equiv \frac{\gamma}{n},
\end{aligned}$$

where we note that $\sqrt{\frac{\log(d/\delta)}{n}}$ asymptotically dominates the bound under our growth condition $\sqrt{\frac{s_\ell(x) \log(ed/s_\ell(x))}{n}} + \sqrt{\frac{\log(1/\delta)}{n}} < 1$. Similarly, we obtain from Lemma E.11 that there exists an absolute constant $A_3 > 0$ such that with probability at least $1 - \delta$,

$$\begin{aligned}
\sup_{v \in \mathcal{C}_2(S_\ell(x), \vartheta_\ell) \cap B_d(0, 1)} \left| \frac{1}{n} \sum_{i=1}^n \pi_i [X_i^T v]^2 \right| & \leq \frac{2A_3}{13} \cdot \phi_{s_\ell(x)} \left[1 + \sqrt{\frac{\log(1/\delta) + s_\ell(x) \log(d/s_\ell(x))}{n}} \right] \\
& \leq \frac{2A_3}{13} \cdot \phi_{s_\ell(x)} \equiv \frac{\nu}{n}.
\end{aligned}$$

Hence, with probability at least $1 - \delta$,

$$\frac{\kappa_R^2}{\|x\|_2} \sqrt{\frac{2\gamma}{13\nu}} \geq \left(\frac{A_2^2 \kappa_R^6 \phi_1}{A_3^2 \|x\|_2 \phi_{s_\ell(x)}} \right)^{\frac{1}{4}} \left(\frac{\log(d/\delta)}{n} \right)^{\frac{1}{4}} > r_\ell,$$

where the last inequality follows from our condition. Hence, with probability at least $1 - \delta$, we have that $r_1 = \frac{13r_\ell^2 \|x\|_2^2}{2\kappa_R^4} \cdot \frac{\nu}{\gamma} < 1$, and

$$\left[\mathcal{C}_1(S_\ell(x), 3) \cup B_d^{(1)}(0, r_1) \right] \cap \mathbb{S}^{d-1} = \mathcal{C}_1(S_\ell(x), 3) \cap \mathbb{S}^{d-1}.$$

Therefore, by Assumption 4 together with Lemma E.8 with $\vartheta_\ell = \frac{r_\ell}{\sqrt{1-r_\ell^2}} < 1$, the left-hand side of (39) is lower bounded by

$$\begin{aligned} & \left[\widehat{\ell}(x) - \widetilde{\ell}(x) \right]^T \left[\frac{1}{4n} \sum_{i=1}^n \pi(X_i) X_i X_i^T \right] \left[\widehat{\ell}(x) - \widetilde{\ell}(x) \right] + \left[\widehat{\ell}(x) - \widetilde{\ell}(x) \right]^T \left[\frac{1}{2n} \sum_{i=1}^n \pi(X_i) X_i X_i^T \right] \left[\widetilde{\ell}(x) - \ell_0(x) \right] \\ & \geq \frac{\kappa_R^2}{4} \left\| \widehat{\Delta}(x) \right\|_2^2 - \underbrace{\sup_{u \in \mathcal{C}_1(S_\ell(x), 3) \cap \mathbb{S}^{d-1}} \left| \frac{1}{4n} \sum_{i=1}^n \left\{ \pi(X_i) (X_i^T u)^2 - \mathbb{E} \left[\pi(X_i) (X_i^T u)^2 \right] \right\} \right|}_{\text{Term I}} \left\| \widehat{\Delta}(x) \right\|_2^2 \\ & \quad - \underbrace{\sup_{\substack{u \in \mathcal{C}_1(S_\ell(x), 3) \cap \mathbb{S}^{d-1} \\ v \in \mathcal{C}_2(S_\ell(x), 1) \cap \mathbb{S}^{d-1}}} \left| \frac{1}{2n} \sum_{i=1}^n \pi(X_i) (X_i^T v) \left[X_i^T \widehat{\Delta}(x) \right] \right|}_{\text{Term II}} \cdot r_\ell \|\ell_0(x)\|_2 \left\| \widehat{\Delta}(x) \right\|_2. \end{aligned}$$

We now derive bounds on the remaining two terms. Recall our growth condition $\sqrt{\frac{s_\ell(x) \log(ed/s_\ell(x))}{n}} + \sqrt{\frac{\log(1/\delta)}{n}} < 1$. Using the same arguments in Lemma E.10, we know that with probability at least $1 - \delta$,

$$\begin{aligned} \text{Term I} & \leq \sup_{u \in \mathcal{C}_1(S_\ell(x), 3) \cap \mathbb{S}^{d-1}} \left| \frac{1}{4n} \sum_{i=1}^n \left\{ \pi(X_i) (X_i^T u)^2 - \mathbb{E} \left[\pi(X_i) (X_i^T u)^2 \right] \right\} \right| \left\| \widehat{\Delta}(x) \right\|_2^2 \\ & = \left\| \widehat{\Delta}(x) \right\|_2^2 \sup_{v \in \mathcal{C}_1(S_\ell(x), 3) \cap \mathbb{S}^{d-1}} \left| \frac{1}{4n} \sum_{i=1}^n \left\{ \pi(X_i) (X_i^T v)^2 - \mathbb{E} \left[\pi(X_i) (X_i^T v)^2 \right] \right\} \right| \\ & \lesssim \left\| \widehat{\Delta}(x) \right\|_2^2 \phi_{s_\ell(x)} \sqrt{\frac{\log(1/\delta) + s_\ell(x) \log(ed/s_\ell(x))}{n}}. \end{aligned}$$

In addition, by Lemma E.10 again, we know that with probability at least $1 - \delta$,

$$\text{Term II} \lesssim r_\ell \|\ell_0(x)\|_2 \left\| \widehat{\Delta}(x) \right\|_2 \left[\phi_{s_\ell(x)} \sqrt{\frac{\log(1/\delta) + s_\ell(x) \log(ed/s_\ell(x))}{n}} + 1 \right].$$

Now, combining (39) and (40) with the above two bounds yields that there exists an absolute

constant $A_0 > 0$ such that with probability at least $1 - \delta$,

$$\begin{aligned} & \left[\frac{\kappa_R^2}{4} - A_0 \phi_{s_\ell(x)} \sqrt{\frac{\log(1/\delta) + s_\ell(x) \log(ed/s_\ell(x))}{n}} \right] \left\| \widehat{\Delta}(x) \right\|_2^2 \\ & - A_0 \left[\sqrt{\frac{\log(1/\delta) + s_\ell(x) \log(ed/s_\ell(x))}{n}} + 1 \right] \phi_{s_\ell(x)} \cdot r_\ell \|\ell_0(x)\|_2 \left\| \widehat{\Delta}(x) \right\|_2 \\ & \leq \frac{6\gamma}{5n} \sqrt{s_\ell(x)} \left\| \widehat{\Delta}(x) \right\|_2. \end{aligned}$$

By our growth condition $\sqrt{\frac{s_\ell(x) \log(ed/s_\ell(x))}{n}} + \sqrt{\frac{\log(1/\delta)}{n}} < \min \left\{ \frac{\kappa_R^2}{A_1 \phi_{s_\ell(x)}}, 1 \right\}$ with $A_1 = 8A_0$, it follows that

$$\frac{\kappa_R^2}{4} - A_0 \phi_{s_\ell(x)} \sqrt{\frac{\log(1/\delta) + s_\ell(x) \log(ed/s_\ell(x))}{n}} \geq \frac{\kappa_R^2}{8},$$

and therefore,

$$\begin{aligned} \frac{\kappa_R^2}{8} \left\| \widehat{\Delta}(x) \right\|_2 & \leq \frac{6\gamma}{5n} \sqrt{s_\ell(x)} + 2A_0 \left[\sqrt{\frac{\log(1/\delta) + s_\ell(x) \log(ed/s_\ell(x))}{n}} + 1 \right] \phi_{s_\ell(x)} \cdot r_\ell \cdot \frac{\|x\|_2}{\kappa_R^2} \\ & \lesssim \frac{\gamma}{n} \sqrt{s_\ell(x)} + \phi_{s_\ell(x)} \cdot r_\ell \cdot \frac{\|x\|_2}{\kappa_R^2} \end{aligned}$$

Dividing both sides of the above inequality by $\frac{\kappa_R^2}{8}$ gives us that

$$\left\| \widehat{\ell}(x) - \widetilde{\ell}(x) \right\|_2 \lesssim \frac{\gamma \sqrt{s_\ell(x)}}{n \cdot \kappa_R^2} + \frac{\phi_{s_\ell(x)}}{\kappa_R^2} \cdot \frac{\|x\|_2}{\kappa_R^2} \cdot r_\ell.$$

Finally, the bound on $\left\| \widehat{\ell}(x) - \widetilde{\ell}(x) \right\|_2$ follows from substituting $\frac{\gamma}{n} \equiv A_2 \frac{\sqrt{\phi_1}}{\kappa_R} \|x\|_2 \sqrt{\frac{\log(d/\delta)}{n}}$ into the upper bound of $\left\| \widehat{\ell}(x) - \widetilde{\ell}(x) \right\|_2$ in (a). \square

With the above lemma, we can now formally prove the consistency of the dual solution $\widehat{\ell}(x)$ ([Theorem 4](#)). Notice that the major difference between the proof of [Lemma E.1](#) and [Theorem 4](#) is that the propensity scores now are estimated in [Theorem 4](#).

Theorem 4 (Consistency of the dual solution $\widehat{\ell}(x)$). *Let $\delta \in (0, 1)$, $x \in \mathbb{R}^d$ be a fixed covariate vector, and $A_1, A_2, A_3 > 0$ be some large absolute constants. Suppose that [Assumptions 1, 2, 4, 5, and 6](#) hold as well as*

$$\sqrt{\frac{s_\ell(x) \log(ed/s_\ell(x))}{n}} + \sqrt{\frac{\log(1/\delta)}{n}} + r_\pi < \min \left\{ \frac{\kappa_R^2}{A_1 \phi_{s_\ell(x)}}, 1 \right\} \quad \text{and} \quad d \geq s_\ell(x) + 2.$$

We denote $r_\gamma \equiv r_\gamma(n, \delta) = \frac{\sqrt{\phi_1}}{\kappa_R} \|x\|_2 \sqrt{\frac{\log(d/\delta)}{n}} + \frac{\sqrt{\phi_1 \phi_{s_\ell(x)} \|x\|_2}}{\kappa_R^2} \cdot r_\pi$. If $\frac{\gamma}{n} = A_2 \cdot r_\gamma$ and

$$r_\ell \leq \min \left\{ \frac{1}{2}, \left[\left(\frac{A_2^2 \kappa_R^6 \phi_1}{A_3^2 \|x\|_2 \phi_{s_\ell(x)}} \right)^{\frac{1}{4}} \left(\frac{\log(d/\delta)}{n} \right)^{\frac{1}{4}} + \left(\frac{A_2^2 \phi_1 \kappa_R^4}{A_3^2 \phi_{s_\ell(x)} \|x\|_2^2} \right)^{\frac{1}{4}} \sqrt{r_\pi} \right] \right\},$$

then with probability at least $1 - \delta$,

$$\left\| \widehat{\ell}(x) - \widetilde{\ell}(x) \right\|_2 \lesssim \frac{\|x\|_2}{\kappa_R^3} \left[\sqrt{\frac{\phi_1 s_\ell(x) \log(d/\delta)}{n}} + \frac{\phi_{s_\ell(x)}}{\kappa_R} \cdot r_\ell + \frac{\sqrt{\phi_1 \phi_{s_\ell(x)} s_\ell(x)}}{\kappa_R} \cdot r_\pi \right].$$

Proof of Theorem 4. Since $\widehat{\ell}(x)$ minimizes the objective function of the dual problem (8), we know that

$$\frac{1}{4n} \sum_{i=1}^n \widehat{\pi}_i \left[X_i^T \widehat{\ell}(x) \right]^2 + x^T \widehat{\ell}(x) + \frac{\gamma}{n} \left\| \widehat{\ell}(x) \right\|_1 \leq \frac{1}{4n} \sum_{i=1}^n \widehat{\pi}_i \left[X_i^T \widetilde{\ell}(x) \right]^2 + x^T \widetilde{\ell}(x) + \frac{\gamma}{n} \left\| \widetilde{\ell}(x) \right\|_1.$$

Some rearrangements (or using Taylor's expansion) give us that

$$\begin{aligned} & \left[\widehat{\ell}(x) - \widetilde{\ell}(x) \right]^T \left[\frac{1}{4n} \sum_{i=1}^n \widehat{\pi}_i X_i X_i^T \right] \left[\widehat{\ell}(x) - \widetilde{\ell}(x) \right] + \left[\widehat{\ell}(x) - \widetilde{\ell}(x) \right]^T \left[\frac{1}{2n} \sum_{i=1}^n \widehat{\pi}_i X_i X_i^T \right] \left[\widetilde{\ell}(x) - \ell_0(x) \right] \\ & \leq \left[\frac{1}{2n} \sum_{i=1}^n \widehat{\pi}_i X_i X_i^T \ell_0(x) + x \right]^T \left[\widetilde{\ell}(x) - \widehat{\ell}(x) \right] + \frac{\gamma}{n} \left[\left\| \widetilde{\ell}(x) \right\|_1 - \left\| \widehat{\ell}(x) \right\|_1 \right]. \end{aligned} \quad (41)$$

We now reduce the above inequality to (39) in Lemma E.1 so that we can apply parts of the results in Lemma E.1. Some algebra show that the above inequality is equivalent to

$$\begin{aligned} & \underbrace{\left[\widehat{\ell}(x) - \widetilde{\ell}(x) \right]^T \left[\frac{1}{4n} \sum_{i=1}^n \pi(X_i) X_i X_i^T \right] \left[\widehat{\ell}(x) - \widetilde{\ell}(x) \right] + \left[\widehat{\ell}(x) - \widetilde{\ell}(x) \right]^T \left[\frac{1}{2n} \sum_{i=1}^n \pi(X_i) X_i X_i^T \right] \left[\widetilde{\ell}(x) - \ell_0(x) \right]}_{\text{Term I}} \\ & + \underbrace{\left[\widehat{\ell}(x) - \widetilde{\ell}(x) \right]^T \left[\frac{1}{4n} \sum_{i=1}^n (\widehat{\pi}_i - \pi_i) X_i X_i^T \right] \left[\widehat{\ell}(x) - \widetilde{\ell}(x) \right]}_{\text{Term II}} \\ & + \underbrace{\left[\widehat{\ell}(x) - \widetilde{\ell}(x) \right]^T \left[\frac{1}{2n} \sum_{i=1}^n (\widehat{\pi}_i - \pi_i) X_i X_i^T \right] \left[\widetilde{\ell}(x) - \ell_0(x) \right]}_{\text{Term III}} \\ & \leq \left[\frac{1}{2n} \sum_{i=1}^n \widehat{\pi}_i X_i X_i^T \ell_0(x) + x \right]^T \left[\widetilde{\ell}(x) - \widehat{\ell}(x) \right] + \frac{\gamma}{n} \left[\left\| \widetilde{\ell}(x) \right\|_1 - \left\| \widehat{\ell}(x) \right\|_1 \right]. \end{aligned} \quad (42)$$

We first obtain an upper bound on the right-hand side of the above inequality via the same arguments as in the proof of Lemma E.1. We write $\widehat{\Delta}(x) = \widehat{\ell}(x) - \widetilde{\ell}(x)$. By Hölder's inequality and the (reverse) triangle's inequality together with the sparsity of $\widetilde{\ell}(x)$ under Assumption 6, the right-hand side of (41) is upper bounded by

$$\begin{aligned}
& \left[\frac{1}{2n} \sum_{i=1}^n \widehat{\pi}_i X_i X_i^T \ell_0(x) + x \right]^T \left[\widetilde{\ell}(x) - \widehat{\ell}(x) \right] + \frac{\gamma}{n} \left[\left\| \widetilde{\ell}(x) \right\|_1 - \left\| \widehat{\ell}(x) \right\|_1 \right] \\
& \leq \left\| \frac{1}{2n} \sum_{i=1}^n \widehat{\pi}_i X_i X_i^T \ell_0(x) + x \right\|_\infty \left\| \widehat{\Delta}(x) \right\|_1 \\
& \quad + \frac{\gamma}{n} \left[\left\| \left[\widetilde{\ell}(x) \right]_{S_\ell(x)} \right\|_1 - \left\| \left[\widehat{\Delta}(x) \right]_{S_\ell(x)} + \left[\widetilde{\ell}(x) \right]_{S_\ell(x)} \right\|_1 - \left\| \left[\widehat{\ell}(x) \right]_{S_\ell(x)^c} \right\|_1 \right] \\
& \leq \frac{\gamma}{5n} \left[\left\| \left[\widehat{\Delta}(x) \right]_{S_\ell(x)} \right\|_1 + \left\| \left[\widehat{\Delta}(x) \right]_{S_\ell(x)^c} \right\|_1 \right] + \frac{\gamma}{n} \left[\left\| \left[\widehat{\Delta}(x) \right]_{S_\ell(x)} \right\|_1 - \left\| \left[\widehat{\Delta}(x) \right]_{S_\ell(x)^c} \right\|_1 \right] \\
& \leq \frac{6\gamma}{5n} \sqrt{s_\ell(x)} \left\| \widehat{\Delta}(x) \right\|_2
\end{aligned}$$

where $\left\| \left[\widehat{\Delta}(x) \right]_{S_\ell(x)} \right\|_1 = \sum_{k \in S_\ell(x)} \left| \widehat{\Delta}_k(x) \right|$.

Next, we derive lower bounds for the terms on the left-hand side of (42). We know from Lemma E.9 by $a_0 = 5$ that

$$\widehat{\ell}(x) - \widetilde{\ell}(x) \in \mathcal{C}_1(S_\ell(x), 3) \cup B_d^{(1)} \left(0, \frac{13r_\ell^2 \|x\|_2^2}{2\kappa_R^4} \cdot \frac{\nu}{\gamma} \right) \equiv \mathcal{C}_1(S_\ell(x), 3) \cup B_d^{(1)}(0, r_1),$$

where $B_d^{(1)}(0, r) = \{v \in \mathbb{R}^d : \|v\|_1 \leq r\}$ and $r_1 \equiv \frac{13r_\ell^2 \|x\|_2^2}{2\kappa_R^4} \cdot \frac{\nu}{\gamma}$.

Now, by Lemma E.11, there exist absolute constants $A_2, A'_2 > 0$ such that

$$\begin{aligned}
\left\| \frac{1}{n} \sum_{i=1}^n \widehat{\pi}_i X_i X_i^T \ell_0(x) + 2x \right\|_\infty & \leq A'_2 \cdot \frac{\sqrt{\phi_1}}{\kappa_R} \|x\|_2 \left[\sqrt{\frac{\log(d/\delta)}{n}} + \frac{\log(d/\delta)}{n} \right] \\
& \quad + A_2 \cdot \frac{\sqrt{\phi_1 \phi_{s_\ell(x)}} \|x\|_2}{\kappa_R^2} \left[1 + \sqrt{\frac{\log(d/\delta)}{n}} + \frac{\log(d/\delta)}{n} \right] r_\pi(n, \delta) \\
& \lesssim A_2 \cdot \frac{\sqrt{\phi_1}}{\kappa_R} \|x\|_2 \sqrt{\frac{\log(d/\delta)}{n}} + A_2 \cdot \frac{\sqrt{\phi_1 \phi_{s_\ell(x)}} \|x\|_2}{\kappa_R^2} \cdot r_\pi(n, \delta) \equiv \frac{\gamma}{n},
\end{aligned}$$

where we apply our growth condition $\sqrt{\frac{s_\ell(x) \log(ed/s_\ell(x))}{n}} + \sqrt{\frac{\log(1/\delta)}{n}} < 1$. Similarly, we obtain from Lemma E.11 that there exist absolute constants $A_3, A'_3 > 0$ such that with probability at least $1 - \delta$,

$$\sup_{v \in \mathcal{C}_2(S_\ell(x), \vartheta_\ell) \cap B_d(0, 1)} \left| \frac{1}{n} \sum_{i=1}^n \widehat{\pi}_i [X_i^T v]^2 \right|$$

$$\begin{aligned}
&\leq \frac{2A'_3}{13} \cdot \phi_{s_\ell(x)} \left[1 + \sqrt{\frac{\log(1/\delta) + s_\ell(x) \log(d/s_\ell(x))}{n}} \right] [1 + r_\pi(n, \delta)] \\
&\leq \frac{2A_3}{13} \cdot \phi_{s_\ell(x)} \equiv \frac{\nu}{n},
\end{aligned}$$

where we apply our growth condition $\sqrt{\frac{s_\ell(x) \log(ed/s_\ell(x))}{n}} + \sqrt{\frac{\log(1/\delta)}{n}} + r_\pi < 1$ again. Hence, with probability at least $1 - \delta$,

$$\frac{\kappa_R^2}{\|x\|_2} \sqrt{\frac{2\gamma}{13\nu}} \geq \left(\frac{A_2^2 \kappa_R^6 \phi_1}{A_3^2 \|x\|_2 \phi_{s_\ell(x)}} \right)^{\frac{1}{4}} \left(\frac{\log(d/\delta)}{n} \right)^{\frac{1}{4}} + \left(\frac{A_2^2 \phi_1 \kappa_R^4}{A_3^2 \phi_{s_\ell(x)} \|x\|_2^2} \right)^{\frac{1}{4}} \sqrt{r_\pi} > r_\ell,$$

where the last inequality follows from our condition. In other words, with probability at least $1 - \delta$, we have that $r_1 = \frac{13r_\ell^2 \|x\|_2^2}{2\kappa_R^4} \cdot \frac{\nu}{\gamma} < 1$, and

$$\left[\mathcal{C}_1(S_\ell(x), 3) \cup B_d^{(1)}(0, r_1) \right] \cap \mathbb{S}^{d-1} = \mathcal{C}_1(S_\ell(x), 3) \cap \mathbb{S}^{d-1}.$$

• **Term I:** This term coincides with the left-hand side of (39) in the proof of Lemma E.1. Thus, we conclude that there exists absolute constant $A, A_0 > 0$ such that with probability at least $1 - \delta$,

$$\begin{aligned}
\mathbf{Term\ I} &\geq \left[\frac{\kappa_R^2}{4} - A \phi_{s_\ell(x)} \sqrt{\frac{\log(1/\delta) + s_\ell(x) \log(ed/s_\ell(x))}{n}} \right] \left\| \widehat{\Delta}(x) \right\|_2^2 \\
&\quad - A \left[\sqrt{\frac{\log(1/\delta) + s_\ell(x) \log(ed/s_\ell(x))}{n}} + 1 \right] \phi_{s_\ell(x)} \cdot r_\ell \|\ell_0(x)\|_2 \left\| \widehat{\Delta}(x) \right\|_2 \\
&\geq \left[\frac{\kappa_R^2}{4} - A_0 \phi_{s_\ell(x)} \sqrt{\frac{\log(1/\delta) + s_\ell(x) \log(ed/s_\ell(x))}{n}} \right] \left\| \widehat{\Delta}(x) \right\|_2^2 - A_0 \phi_{s_\ell(x)} \cdot r_\ell \|\ell_0(x)\|_2 \left\| \widehat{\Delta}(x) \right\|_2,
\end{aligned}$$

where we use our growth condition $\sqrt{\frac{s_\ell(x) \log(ed/s_\ell(x))}{n}} + \sqrt{\frac{\log(1/\delta)}{n}} < 1$ to obtain the second inequality.

• **Term II:** By Lemmas E.7 and E.10, we have that with probability at least $1 - \delta$,

$$\begin{aligned}
|\mathbf{Term\ II}| &\leq \sup_{\widehat{\Delta}(x) \in \mathcal{C}_1(S_\ell, 3) \cap \mathbb{S}^{d-1}} \frac{1}{4n} \sum_{i=1}^n |\widehat{\pi}_i - \pi_i| \left(X_i^T \widehat{\Delta}(x) \right)^2 \\
&\leq \sup_{\widehat{\Delta}(x) \in \mathcal{C}_1(S_\ell, 3) \cap \mathbb{S}^{d-1}} \frac{r_\pi(n, \delta)}{4n} \sum_{i=1}^n \left(X_i^T \widehat{\Delta}(x) \right)^2 \\
&\lesssim \phi_{s_\ell(x)} \cdot r_\pi(n, \delta) \left\| \widehat{\Delta}(x) \right\|_2^2 \left[\sqrt{\frac{\log(1/\delta) + s_\ell(x) \log(ed/s_\ell(x))}{n}} + 1 \right] \\
&\lesssim \phi_{s_\ell(x)} \cdot r_\pi(n, \delta) \left\| \widehat{\Delta}(x) \right\|_2^2,
\end{aligned}$$

where we again use our growth condition $\sqrt{\frac{s_\ell(x) \log(ed/s_\ell(x))}{n}} + \sqrt{\frac{\log(1/\delta)}{n}} < 1$.

- **Term III:** By Assumption 6, Lemmas E.8 and E.10 with $\vartheta_\ell = \frac{r_\ell}{\sqrt{1-r_\ell^2}} < 1$ and $r_\ell \leq \frac{1}{2}$,

$$\begin{aligned}
& |\mathbf{Term III}| \\
& \leq \sup_{\substack{u \in \mathcal{C}_1(S_\ell, 3) \cap \mathbb{S}^{d-1} \\ v \in \mathcal{C}_2(S_\ell(x), 1) \cap \mathbb{S}^{d-1}}} \left[\frac{1}{2n} \sum_{i=1}^n |\hat{\pi}_i - \pi_i| |X_i^T u| |X_i^T v| \right] r_\ell \|\ell_0(x)\|_2 \left\| \widehat{\Delta}(x) \right\|_2 \\
& \leq r_\pi(n, \delta) \sup_{\substack{u \in \mathcal{C}_1(S_\ell, 3) \cap \mathbb{S}^{d-1} \\ v \in \mathcal{C}_2(S_\ell(x), 1) \cap \mathbb{S}^{d-1}}} \left[\frac{1}{2n} \sum_{i=1}^n |X_i^T u| |X_i^T v| \right] r_\ell \|\ell_0(x)\|_2 \left\| \widehat{\Delta}(x) \right\|_2 \\
& \leq r_\pi(n, \delta) \cdot r_\ell \|\ell_0(x)\|_2 \left\| \widehat{\Delta}(x) \right\|_2 \cdot \phi_{s_\ell(x)} \left[\sqrt{\frac{\log(1/\delta) + s \log(ed/s)}{n}} + 1 \right]
\end{aligned}$$

Under the growth condition $\sqrt{\frac{s_\ell(x) \log(ed/s_\ell(x))}{n}} + \sqrt{\frac{\log(1/\delta)}{n}} < 1$, we have that with probability at least $1 - \delta$,

$$|\mathbf{Term III}| \lesssim \phi_{s_\ell(x)} \cdot r_\pi(n, \delta) \cdot r_\ell \|\ell_0(x)\|_2 \left\| \widehat{\Delta}(x) \right\|_2.$$

Combining (42) with the above three bounds yields that there exists an absolute constant $A_1 > 0$ such that with probability at least $1 - \delta$,

$$\begin{aligned}
& \left[\frac{\kappa_R^2}{4} - \frac{A_1}{16} \phi_{s_\ell(x)} \sqrt{\frac{\log(1/\delta) + s_\ell(x) \log(ed/s_\ell(x))}{n}} - \frac{A_1}{16} \cdot \phi_{s_\ell(x)} \cdot r_\pi(n, \delta) \right] \left\| \widehat{\Delta}(x) \right\|_2^2 \\
& \quad - A_1 [1 + r_\pi(n, \delta)] \phi_{s_\ell(x)} r_\ell \|\ell_0(x)\|_2 \left\| \widehat{\Delta}(x) \right\|_2 \\
& \leq \frac{6\gamma}{5n} \sqrt{s_\ell(x)} \left\| \widehat{\Delta}(x) \right\|_2.
\end{aligned}$$

By our growth condition $\sqrt{\frac{s_\ell(x) \log(ed/s_\ell(x))}{n}} + \sqrt{\frac{\log(1/\delta)}{n}} + r_\pi < \min \left\{ \frac{\kappa_R^2}{A_1 \phi_{s_\ell(x)}}, 1 \right\}$, we conclude by dividing both sides of the inequality by $\left\| \widehat{\Delta}(x) \right\|_2$ and $\frac{\kappa_R^2}{8}$ that

$$\begin{aligned}
\left\| \widehat{\ell}(x) - \widetilde{\ell}(x) \right\|_2 & \leq \frac{48\gamma}{5\kappa_R^2 n} \sqrt{s_\ell(x)} + \frac{8A_1}{\kappa_R^2} [1 + r_\pi(n, \delta)] \phi_{s_\ell(x)} r_\ell \|\ell_0(x)\|_2 \\
& \lesssim \frac{\gamma \sqrt{s_\ell(x)}}{n \cdot \kappa_R^2} + \frac{\phi_{s_\ell(x)} \|x\|_2}{\kappa_R^4} \cdot r_\ell.
\end{aligned}$$

Finally, the bound for $\left\| \widehat{\ell}(x) - \widetilde{\ell}(x) \right\|_2$ follows by substituting the asymptotic rate of $\frac{\gamma}{n}$ into the upper bound of $\left\| \widehat{\ell}(x) - \widetilde{\ell}(x) \right\|_2$. \square

E.5 Proofs of Lemma 5 and Lemma 6

Lemma 5 (Sufficient conditions for strong duality). *Let $\delta \in (0, 1)$. Under the assumptions of Theorem 4, there exists $\gamma > 0$ such that $\frac{\gamma}{n} \asymp r_\gamma \equiv r_\gamma(n, \delta)$ and strong duality as well as the relation*

(9) in Proposition 1 hold with probability at least $1 - \delta$.

Proof of Lemma 5. Given that the primal problem (4) is convex, it suffices to verify that Slater's condition holds with probability at least $1 - \delta$. That is, it suffices to show that the interior of the constraint set defined as

$$\left\{ \mathbf{w} \in \mathbb{R}^n : \left\| x - \frac{1}{\sqrt{n}} \sum_{i=1}^n w_i \cdot \hat{\pi}_i \cdot X_i \right\|_{\infty} < \frac{\gamma}{n} \right\}$$

is nonempty for some $\gamma > 0$ satisfying $\frac{\gamma}{n} \asymp r_{\gamma}$. To this end, we define

$$\begin{aligned} \mathbf{w}^*(x) &= (w_1^*(x), \dots, w_n^*(x))^T = \frac{1}{\sqrt{n}} \mathbf{X} [\mathbb{E}(RXX^T)]^{-1} x \\ &= \left(\frac{1}{\sqrt{n}} X_1^T [\mathbb{E}(RXX^T)]^{-1} x, \dots, \frac{1}{\sqrt{n}} X_n^T [\mathbb{E}(RXX^T)]^{-1} x \right)^T \end{aligned}$$

with $\mathbf{X} = (X_1, \dots, X_n)^T \in \mathbb{R}^{n \times d}$. The inverse $[\mathbb{E}(RXX^T)]^{-1} = [\mathbb{E}(\pi(X)XX^T)]^{-1}$ is valid under Assumption 4. Then,

$$\begin{aligned} & \left\| x - \frac{1}{\sqrt{n}} \sum_{i=1}^n w_i^*(x) \cdot \hat{\pi}_i \cdot X_i \right\|_{\infty} \\ & \leq \underbrace{\left\| x - \frac{1}{\sqrt{n}} \sum_{i=1}^n w_i^*(x) \cdot \pi_i \cdot X_i \right\|_{\infty}}_{\text{Term I}} + \underbrace{\left\| \frac{1}{\sqrt{n}} \sum_{i=1}^n w_i^*(x) (\hat{\pi}_i - \pi_i) X_i \right\|_{\infty}}_{\text{Term II}}. \end{aligned}$$

• **Term I:** We know that $\mathbb{E} \left[\frac{1}{\sqrt{n}} \sum_{i=1}^n w_i^*(x) \cdot \pi_i \cdot X_i \right] = x$. Thus, by Assumption 2 and Lemma 2.7.7 in Vershynin (2018), all the random variables

$$x_1 - \frac{1}{\sqrt{n}} \sum_{i=1}^n (e_1^T X_i) \pi_i \cdot w_i^*(x), \dots, x_d - \frac{1}{\sqrt{n}} \sum_{i=1}^n (e_d^T X_i) \pi_i \cdot w_i^*(x)$$

have zero means and sub-exponential tails (but neither identically distributed nor independent), where e_1, \dots, e_d are the standard basis vectors in \mathbb{R}^d . Moreover, we can write

$$x_k - \frac{1}{\sqrt{n}} \sum_{i=1}^n (e_k^T X_i) \pi_i \cdot w_i^*(x) = \frac{1}{n} \sum_{i=1}^n \left(x_k - \pi(X_i) X_{ik} X_i^T [\mathbb{E}(X_1 R_1 X_1^T)]^{-1} x \right)$$

for all $k = 1, \dots, d$. By Assumption 2 and Lemma E.13, we know that

$$\begin{aligned} & \max_{1 \leq k \leq d} \left\| x_k - \pi(X_i) X_{ik} X_i^T [\mathbb{E}(X_1 R_1 X_1^T)]^{-1} x \right\|_{\psi_1} \\ & \leq \max_{1 \leq k \leq d} \left(\left\| \pi(X_i) X_{ik} X_i^T [\mathbb{E}(X_1 R_1 X_1^T)]^{-1} x \right\|_{\psi_1} + \frac{1}{\log 2} \left| \mathbb{E} \left\{ \pi(X_i) X_{ik} X_i^T [\mathbb{E}(X_1 R_1 X_1^T)]^{-1} x \right\} \right| \right) \end{aligned}$$

$$\begin{aligned}
&\leq \left(1 + \frac{1}{\log 2}\right) \max_{1 \leq k \leq d} \left\| \pi(X_i) X_{ik} X_i^T [\mathbf{E}(X_1 R_1 X_1^T)]^{-1} x \right\|_{\psi_1} \\
&\lesssim \max_{1 \leq k \leq d} \max_{1 \leq i \leq n} \|X_{ik}\|_{\psi_2} \left\| \pi(X_i) X_i^T [\mathbf{E}(X_1 R_1 X_1^T)]^{-1} x \right\|_{\psi_2} \\
&\lesssim \frac{\sqrt{\phi_1}}{\kappa_R} \|x\|_2
\end{aligned}$$

for all $1 \leq i \leq n$. Therefore, by the union bound and Bernstein's inequality (Corollary 2.8.3 in [Vershynin 2018](#)), we know that there exists an absolute constant $A_0 > 0$ such that for all $t > 0$,

$$\begin{aligned}
&\mathbb{P} \left(\left\| x - \frac{1}{\sqrt{n}} \sum_{i=1}^n w_i^*(x) \cdot \pi_i \cdot X_i \right\|_{\infty} > t \right) \\
&\leq d \cdot \max_{1 \leq k \leq d} \mathbb{P} \left\{ \left| \frac{1}{n} \sum_{i=1}^n \left(x_k - \pi(X_i) X_{ik} X_i^T [\mathbf{E}(X_1 R_1 X_1^T)]^{-1} x \right) \right| > t \right\} \\
&\leq 2d \cdot \exp \left(-n A_0 \min \left\{ \frac{t \kappa_R}{\sqrt{\phi_1} \|x\|_2}, \frac{t^2 \kappa_R^2}{\phi_1 \|x\|_2^2} \right\} \right).
\end{aligned}$$

In other words, with probability at least $1 - \delta$,

$$\begin{aligned}
\mathbf{Term I} &= \left\| x - \frac{1}{\sqrt{n}} \mathbf{X}^T \mathbf{\Pi} w^*(x) \right\|_{\infty} \lesssim \frac{\sqrt{\phi_1} \|x\|_2}{\kappa_R} \left(\sqrt{\frac{\log(2d/\delta)}{n}} + \frac{\log(2d/\delta)}{n} \right) \\
&\lesssim \frac{\sqrt{\phi_1} \|x\|_2}{\kappa_R} \sqrt{\frac{\log(d/\delta)}{n}},
\end{aligned}$$

where we apply our growth condition $\sqrt{\frac{s_{\ell}(x) \log(ed/s_{\ell}(x))}{n}} + \sqrt{\frac{\log(1/\delta)}{n}} < 1$ in the last asymptotic inequality.

• **Term II:** We know from the proof of Lemma [E.12](#) (specifically [\(63\)](#)) that

$$\begin{aligned}
\mathbf{Term II} &= \left\| \frac{1}{\sqrt{n}} \sum_{i=1}^n w_i^*(x) (\hat{\pi}_i - \pi_i) X_i \right\|_{\infty} \\
&= \left\| \frac{1}{n} \sum_{i=1}^n (\hat{\pi}_i - \pi_i) X_i X_i^T [\mathbf{E}(R X X^T)]^{-1} x \right\|_{\infty} \\
&= \left\| \frac{1}{2n} \sum_{i=1}^n (\hat{\pi}_i - \pi_i) X_i X_i^T \ell_0(x) \right\|_{\infty} \\
&\lesssim \frac{\sqrt{\phi_1 \phi_{s_{\ell}(x)}} \|x\|_2}{\kappa_R^2} \cdot r_{\pi}(n, \delta),
\end{aligned}$$

where we again apply our growth condition $\sqrt{\frac{s_{\ell}(x) \log(ed/s_{\ell}(x))}{n}} + \sqrt{\frac{\log(1/\delta)}{n}} < 1$ in the last asymptotic inequality.

In summary, we conclude that there exists an absolute constant $A_0 > 0$ such that with proba-

bility at least $1 - \delta$, the constraint set is nonempty for all $\gamma > 0$ satisfying

$$\begin{aligned} \frac{\gamma}{n} &\gtrsim A_0 \left[\frac{\sqrt{\phi_1} \|x\|_2}{\kappa_R} \sqrt{\frac{\log(d/\delta)}{n}} + \frac{\sqrt{\phi_1 \cdot \phi_{s_\ell(x)}} \|x\|_2}{\kappa_R^2} \cdot r_\pi(n, \delta) \right] \\ &\equiv A_0 \cdot r_\gamma(n, \delta) \end{aligned}$$

that is defined in [Theorem 4](#). In particular, there exists $\gamma > 0$ such that $\frac{\gamma}{n} \asymp r_\gamma(n, \delta)$ and Slater's condition holds. \square

Lemma 6 (Negligible conditional variance term). *Suppose that Assumptions 1, 2, 3, 4, 5, and 6 hold as well as*

$$[s_\beta \log(d/s_\beta) + s_\ell(x) \log(d/s_\ell(x))]^2 = O(\sqrt{n}), \quad \frac{\|x\|_2}{\kappa_R^2} \sqrt{\phi_{2s_\ell(x)} \phi_{2s_\beta}} = O(1), \quad \text{and} \quad r_\ell = O(1).$$

If $\|\widehat{\beta} - \beta_0\|_2 = o_P(1)$ and $\|\widehat{\ell}(x) - \tilde{\ell}(x)\|_2 = o_P(1)$, then the ‘‘Conditional variance II’’ term in [Proposition 2](#) is asymptotically negligible in the sense that

$$\left(\beta_0 - \widehat{\beta} \right)^T \left[\sum_{i=1}^n \widehat{w}_i(x)^2 \widehat{\pi}_i (1 - \widehat{\pi}_i) X_i X_i^T \right] \left(\beta_0 - \widehat{\beta} \right) = o_P(1).$$

Proof of Lemma 6. By [Lemma 5](#), strong duality holds with probability at least $1 - \delta$ under our assumptions. Moreover, by the proofs of [Theorem 3](#) and [Theorem 4](#), we know that with probability at least $1 - \delta$,

$$\widehat{\beta} - \beta_0 \in \mathcal{C}_1(S_\beta, 3), \quad \widehat{\ell}(x) - \tilde{\ell}(x) \in \mathcal{C}_1(S_\ell(x), 3) \cup B_d^{(1)} \left(0, \frac{13r_\ell^2 \|x\|_2^2}{2\kappa_R^4} \cdot \frac{\nu}{\gamma} \right) \equiv \mathcal{C}_1(S_\ell(x), 3) \cup B_d^{(1)}(0, r_1),$$

where $r_1 \equiv \frac{13r_\ell^2 \|x\|_2^2}{2\kappa_R^4} \cdot \frac{\nu}{\gamma} < 1$ under the condition in [Theorem 4](#). In other words, with probability at least $1 - \delta$,

$$\left[\mathcal{C}_1(S_\ell(x), 3) \cup B_d^{(1)}(0, r_1) \right] \cap \mathbb{S}^{d-1} = \mathcal{C}_1(S_\ell(x), 3) \cap \mathbb{S}^{d-1}.$$

Thus, we derive from [\(9\)](#) that

$$\begin{aligned} &\left(\beta_0 - \widehat{\beta} \right)^T \left[\sum_{i=1}^n \widehat{w}_i(x)^2 \widehat{\pi}_i (1 - \widehat{\pi}_i) X_i X_i^T \right] \left(\beta_0 - \widehat{\beta} \right) \\ &= \left(\beta_0 - \widehat{\beta} \right)^T \left[\frac{1}{4n} \sum_{i=1}^n \widehat{\pi}_i (1 - \widehat{\pi}_i) \left[X_i^T \widehat{\ell}(x) \right]^2 X_i X_i^T \right] \left(\beta_0 - \widehat{\beta} \right). \end{aligned} \tag{43}$$

Notice that we do not assume the estimated propensity scores $\widehat{\pi}_i, i = 1, \dots, n$ to be within $[0, 1]$. In order to eliminate the factor $\widehat{\pi}_i (1 - \widehat{\pi}_i)$ in each summand, we observe the identity that $a(1 - a) - b(1 - b) = (1 - 2b)(a - b) - (a - b)^2$ for all $a, b \in \mathbb{R}$. Hence, with probability at least $1 - \delta$, we have

that

$$|\widehat{\pi}_i(1 - \widehat{\pi}_i) - \pi_i(1 - \pi_i)| \leq |\widehat{\pi}_i - \pi_i| + |\widehat{\pi}_i - \pi_i|^2 \lesssim r_\pi$$

for all $i = 1, \dots, n$, where the last asymptotic inequality follows from Assumption 5. Moreover, since $\max_{1 \leq i \leq n} |\pi_i(1 - \pi_i)| \leq \frac{1}{4}$, we can upper bound (43) (up to an absolute constant) with probability at least $1 - \delta$ by

$$\left(\beta_0 - \widehat{\beta}\right)^T \left[\frac{(1 + r_\pi)}{16n} \sum_{i=1}^n \left[X_i^T \widehat{\ell}(x) \right]^2 X_i X_i^T \right] \left(\beta_0 - \widehat{\beta}\right).$$

We proceed to further upper bound this quantity as:

$$\begin{aligned} & \left(\beta_0 - \widehat{\beta}\right)^T \left[\frac{(1 + r_\pi)}{16n} \sum_{i=1}^n \left[X_i^T \widehat{\ell}(x) \right]^2 X_i X_i^T \right] \left(\beta_0 - \widehat{\beta}\right) \\ & \leq (1 + r_\pi) \left(\beta_0 - \widehat{\beta}\right)^T \left[\frac{1}{16n} \sum_{i=1}^n \left[X_i^T \left(\widehat{\ell}(x) - \widetilde{\ell}(x) \right) \right]^2 X_i X_i^T + \frac{1}{16n} \sum_{i=1}^n \left[X_i^T \widetilde{\ell}(x) \right]^2 X_i X_i^T \right] \left(\beta_0 - \widehat{\beta}\right) \\ & \lesssim (1 + r_\pi) \left\| \widehat{\beta} - \beta_0 \right\|_2^2 \left[\sup_{\substack{u \in \mathcal{C}_1(S_\ell(x), 3) \cap \mathbb{S}^{d-1} \\ v \in \mathcal{C}_1(S_\beta, 3) \cap \mathbb{S}^{d-1}}} \frac{1}{n} \sum_{i=1}^n (X_i^T u)^2 (X_i^T v)^2 \left\| \widehat{\Delta}(x) \right\|_2^2 \right. \\ & \quad \left. + \sup_{\substack{u \in \mathbb{S}^{d-1}, \|u\|_0 \leq s_\ell(x) \\ v \in \mathcal{C}_1(S_\beta, 3) \cap \mathbb{S}^{d-1}}} \frac{\left\| \widetilde{\ell}(x) \right\|_2^2}{n} \sum_{i=1}^n (X_i^T u)^2 (X_i^T v)^2 \right], \end{aligned} \tag{44}$$

where $\widehat{\Delta}(x) = \widehat{\ell}(x) - \widetilde{\ell}(x)$.

Now, by Lemma E.4, there exist discrete sets $M_{d,\ell}, M_{d,\beta} \subset B_d(0, 1)$ with cardinality $|M_{d,\ell}| \leq \frac{3}{2} \left(\frac{5ed}{s_\ell(x)} \right)^{s_\ell(x)}$ and $|M_{d,\beta}| \leq \frac{3}{2} \left(\frac{5ed}{s_\beta} \right)^{s_\beta}$ such that $\mathcal{C}_1(S_\ell(x), 3) \cap \mathbb{S}^{d-1} \subset 10 \cdot \text{conv}(M_{d,\ell})$, $\mathcal{C}_1(S_\beta, 3) \cap \mathbb{S}^{d-1} \subset 10 \cdot \text{conv}(M_{d,\beta})$ and $\|u\|_0 \leq s_\ell(x), \|v\|_0 \leq s_\beta$ for all $u \in M_{d,\ell}, v \in M_{d,\beta}$. Moreover, we know from Lemma E.5 that the supremum of a biconvex function on $\text{conv}(M_{d,\ell})$ or $\text{conv}(M_{d,\beta})$ is attained at its vertices, which are contained in $M_{d,\ell}$ or $M_{d,\beta}$. Hence, we can upper bound the above display as:

$$\begin{aligned} & (1 + r_\pi) \left\| \widehat{\beta} - \beta_0 \right\|_2^2 \left[\sup_{\substack{u \in M_{d,\ell} \\ v \in M_{d,\beta}}} \frac{\left\| \widehat{\ell}(x) - \widetilde{\ell}(x) \right\|_2^2}{n} \sum_{i=1}^n (X_i^T u)^2 (X_i^T v)^2 \right. \\ & \quad \left. + \sup_{\substack{u \in M_{d,\ell} \\ v \in M_{d,\beta}}} \frac{\left\| \widetilde{\ell}(x) \right\|_2^2}{n} \sum_{i=1}^n (X_i^T u)^2 (X_i^T v)^2 \right] \\ & \leq (1 + r_\pi) \left\| \widehat{\beta} - \beta_0 \right\|_2^2 \left[\left\| \widehat{\ell}(x) - \widetilde{\ell}(x) \right\|_2^2 + (1 + r_\ell)^2 \left\| \ell_0(x) \right\|_2^2 \right] \end{aligned}$$

$$\times \left[\sup_{\substack{u \in M_{d,\ell} \\ v \in M_{d,\beta}}} \mathbb{E} [(X^T u)^2 (X^T v)^2] + \frac{1}{\sqrt{n}} \|\mathbb{G}_n\|_{\mathcal{F}} \right],$$

where

$$\mathcal{F} = \left\{ f_{u,v} : \mathbb{R}^d \rightarrow \mathbb{R} : f_{u,v}(X) = (X^T u)^2 (X^T v)^2 - \mathbb{E} [(X^T u)^2 (X^T v)^2], u \in M_{d,\ell}, v \in M_{d,\beta} \right\}$$

and we utilize Assumption 6 to obtain that

$$\left\| \tilde{\ell}(x) \right\|_2 \leq \left\| \tilde{\ell}(x) - \ell_0(x) \right\|_2 + \|\ell_0(x)\|_2 \leq (1 + r_\ell) \|\ell_0(x)\|_2$$

in the last inequality. Now, by Assumption 2, we know from Cauchy-Schwarz inequality that

$$\begin{aligned} \sup_{\substack{u \in M_{d,\ell} \\ v \in M_{d,\beta}}} \mathbb{E} [(X^T u)^2 (X^T v)^2] &\leq \sup_{u \in M_{d,\ell}} \sqrt{\mathbb{E} [(X^T u)^4]} \sup_{v \in M_{d,\beta}} \sqrt{\mathbb{E} [(X^T v)^4]} \\ &\lesssim \sup_{u \in M_{d,\ell}} \|X^T u\|_{\psi_2}^2 \sup_{v \in M_{d,\beta}} \|X^T v\|_{\psi_2}^2 \\ &\lesssim \phi_{s_\ell(x)} \phi_{s_\beta}. \end{aligned}$$

Furthermore, for any $f_{u_1, v_1}, f_{u_2, v_2} \in \mathcal{F}$ and $\alpha = \frac{1}{2}$, we have that

$$\begin{aligned} &\|f_{u_1, v_1} - f_{u_2, v_2}\|_{\mathbb{P}, \psi_\alpha} \\ &= \left\| (X^T u_1)^2 (X^T v_1)^2 - \mathbb{E} [(X^T u_1)^2 (X^T v_1)^2] - (X^T u_2)^2 (X^T v_2)^2 + \mathbb{E} [(X^T u_2)^2 (X^T v_2)^2] \right\|_{\psi_\alpha} \\ &\stackrel{(v)}{\lesssim} \left\| (X^T u_1)^2 (X^T v_1)^2 - (X^T u_2)^2 (X^T v_2)^2 \right\|_{\psi_\alpha} \\ &\lesssim \left\| [(X^T u_1)^2 - (X^T u_2)^2] (X^T v_1)^2 \right\|_{\psi_\alpha} + \left\| (X^T u_2)^2 [(X^T v_1)^2 - (X^T v_2)^2] \right\|_{\psi_\alpha} \\ &\stackrel{(vi)}{\leq} \|X^T(u_1 + u_2)\|_{\psi_2} \|X^T(u_1 - u_2)\|_{\psi_2} \|X^T v_1\|_{\psi_2}^2 + \|X^T u_2\|_{\psi_2}^2 \|X^T(v_1 + v_2)\|_{\psi_2} \|X^T(v_1 - v_2)\|_{\psi_2} \\ &\stackrel{(vii)}{\lesssim} \phi_{2s_\ell(x)} \phi_{s_\beta} \|u_1 - u_2\|_2 + \phi_{s_\ell(x)} \phi_{2s_\beta} \|v_1 - v_2\|_2 \\ &\lesssim \phi_{2s_\ell(x)} \phi_{2s_\beta} \sqrt{\|u_1 - u_2\|_2^2 + \|v_1 - v_2\|_2^2}, \end{aligned}$$

where the asymptotic inequality (v) follows from the fact that

$$\left\| \mathbb{E} [(X^T u_1)^2 (X^T v_1)^2 - (X^T u_2)^2 (X^T v_2)^2] \right\|_{\psi_\alpha} \lesssim \left\| (X^T u_1)^2 (X^T v_1)^2 - (X^T u_2)^2 (X^T v_2)^2 \right\|_{\psi_\alpha}$$

because for any random variable X with $\|X\|_{\psi_\alpha} < \infty$, we know that $\mathbb{P}(|X| > t) \leq 2e^{-\frac{t^\alpha}{\|X\|_{\psi_\alpha}^\alpha}}$ and

$$\mathbb{E}|X|^p = \int_0^\infty \mathbb{P}(|X| > t) p t^{p-1} dt$$

$$\begin{aligned}
&\leq 2 \int_0^\infty pt^{p-1} e^{-\frac{t^\alpha}{\|X\|_{\psi_\alpha}^\alpha}} dt \\
&= \frac{2p}{\alpha} \|X\|_{\psi_\alpha}^p \int_0^\infty u^{\frac{p}{\alpha}-1} e^{-u} du \quad \text{as we take } u = \frac{t^\alpha}{\|X\|_{\psi_\alpha}^\alpha} \\
&= \frac{2p}{\alpha} \cdot \Gamma\left(\frac{p}{\alpha}\right) \cdot \|X\|_{\psi_\alpha}^p,
\end{aligned}$$

where $\Gamma(\cdot)$ is the Gamma function. In addition, the inequality (vi) is due to Lemma E.13 and (vii) uses the fact that $\|u_1 \pm u_2\|_0 \leq 2s_\ell(x)$ and $\|v_1 \pm v_2\|_0 \leq 2s_\beta$ for any $u_1, u_2 \in M_{d,\ell}$ and $v_1, v_2 \in M_{d,\beta}$. In particular, $\|f_{u,v} - f_{0,0}\|_{\mathbb{P}, \psi_\alpha} = \|f_{u,v}\|_{\mathbb{P}, \psi_\alpha}$ also satisfies the above bound. The diameter of \mathcal{F} with respect to the norm

$$\varrho((u_1, v_1), (u_2, v_2)) := \sqrt{\|u_1 - u_2\|_2^2 + \|v_1 - v_2\|_2^2}$$

is at most 2. Moreover, by Lemma E.4, the covering number satisfies that for any $\varepsilon > 0$,

$$N(\varepsilon, M_{d,\ell} \times M_{d,\beta}, \varrho) \leq |M_{d,\ell}| \times |M_{d,\beta}| \leq \frac{9}{4} \left(\frac{5ed}{s_\ell(x)}\right)^{s_\ell(x)} \left(\frac{5ed}{s_\beta}\right)^{s_\beta}.$$

Thus, by Lemma E.14 and Remark E.4, we obtain that with probability at least $1 - \delta$,

$$\begin{aligned}
\frac{1}{\sqrt{n}} \|\mathbb{G}_n\|_{\mathcal{F}} &\lesssim \frac{1}{\sqrt{n}} \|\mathbb{G}_n\|_{\mathcal{F}_\eta} \\
&\lesssim \frac{\phi_{2s_\ell(x)} \phi_{2s_\beta}}{\sqrt{n}} \left[\int_0^2 \sqrt{\log N(\varepsilon, M_{d,\ell} \times M_{d,\beta}, \varrho)} d\varepsilon \right. \\
&\quad \left. + \frac{1}{\sqrt{n}} \int_0^2 [\log N(\varepsilon, M_{d,\ell} \times M_{d,\beta}, \varrho)]^2 d\varepsilon + 2 \left(\sqrt{\log(1/\delta)} + \frac{[\log(1/\delta)]^2}{\sqrt{n}} \right) \right] \\
&\lesssim \frac{\phi_{2s_\ell(x)} \phi_{2s_\beta}}{\sqrt{n}} \left[\sqrt{s_\ell(x) \log\left(\frac{ed}{s_\ell(x)}\right) + s_\beta \log\left(\frac{ed}{s_\beta}\right)} \right. \\
&\quad \left. + \frac{1}{\sqrt{n}} \left(s_\ell(x) \log\left(\frac{ed}{s_\ell(x)}\right) + s_\beta \log\left(\frac{ed}{s_\beta}\right) \right)^2 + \sqrt{\log(1/\delta)} + \frac{[\log(1/\delta)]^2}{\sqrt{n}} \right] \\
&\lesssim \phi_{2s_\ell(x)} \phi_{2s_\beta} \left[\sqrt{\frac{s_\ell(x) \log(ed/s_\ell(x))}{n} + \frac{s_\beta \log(ed/s_\beta)}{n}} \right. \\
&\quad \left. + \left(\frac{s_\ell(x) \log(ed/s_\ell(x))}{\sqrt{n}} + \frac{s_\beta \log(ed/s_\beta)}{\sqrt{n}} \right)^2 + \sqrt{\frac{\log(1/\delta)}{n}} + \left(\frac{\log(1/\delta)}{\sqrt{n}} \right)^2 \right].
\end{aligned}$$

Set $\delta = \frac{1}{\max\{d, n\}}$. By our growth conditions $[s_\beta \log(d/s_\beta) + s_\ell(x) \log(d/s_\ell(x))]^2 = O(\sqrt{n})$ and $\frac{\|x\|_2}{\kappa_R^2} \sqrt{\phi_{2s_\ell(x)} \phi_{2s_\beta}} = O(1)$, we conclude that $\frac{1}{\sqrt{n}} \|\mathbb{G}_n\|_{\mathcal{F}} = O_P(1)$.

Finally, combining our above results with [Theorem 3](#) and [Theorem 4](#), we conclude that

$$\begin{aligned}
& (\beta_0 - \hat{\beta})^T \left[\sum_{i=1}^n \hat{w}_i(x)^2 \hat{\pi}_i (1 - \hat{\pi}_i) X_i X_i^T \right] (\beta_0 - \hat{\beta}) \\
& \lesssim \left\| \hat{\beta} - \beta_0 \right\|_2^2 \left[\left\| \hat{\ell}(x) - \tilde{\ell}(x) \right\|_2^2 + (1 + r_\ell)^2 \frac{\|x\|_2^2}{\kappa_R^4} \right] \left[\phi_{s_\ell(x)} \phi_{s_\beta} + \frac{1}{\sqrt{n}} \|\mathbb{G}_n\|_{\mathcal{F}} \right] \\
& = o_P(1) \left[o_P(1) + (1 + r_\ell)^2 \frac{\|x\|_2^2}{\kappa_R^4} \right] \left[\phi_{s_\ell(x)} \phi_{s_\beta} + O_P(1) \right] \\
& = o_P(1)
\end{aligned}$$

by our growth condition $\frac{\|x\|_2}{\kappa_R^2} \sqrt{\phi_{2s_\ell(x)} \phi_{2s_\beta}} = O(1)$ again. \square

E.6 Proof of [Theorem 7](#)

Theorem 7 (Asymptotic normality of the debiased estimator). *Let $x \in \mathbb{R}^d$ be a fixed query point and $s_{\max} = \max\{s_\beta, s_\ell(x)\}$. Suppose that Assumptions 1, 2, 3, 4, 5, and 6 hold and $\lambda, \gamma, r_\ell > 0$ are specified as in [Theorem 3\(b\)](#) and [Theorem 4](#), respectively. Furthermore, we assume that $\sigma_\epsilon \phi_1 \phi_{s_{\max}}^{3/2} \|x\|_2 = O(1)$,*

$$\frac{(1 + \kappa_R^2) s_{\max} \log(nd)}{\kappa_R^4} = o(\sqrt{n}), \quad \text{and} \quad \frac{(1 + \kappa_R^4) \sqrt{\log(nd)}}{\kappa_R^6} (\sqrt{s_{\max}} \cdot r_\ell + s_{\max} r_\pi) = o(1).$$

Then, when $\sigma_m^2(x) = \lim_{n \rightarrow \infty} \sigma_\epsilon^2 \cdot x^T [\mathbb{E}(R X X^T)]^{-1} x$ exists, we have that

$$\sqrt{n} \left[\hat{m}^{\text{debias}}(x; \hat{\mathbf{w}}) - m_0(x) \right] \xrightarrow{d} \mathcal{N}(0, \sigma_m^2(x)).$$

Proof of [Theorem 7](#). We proceed our calculations in (15) and explicate the ‘‘Bias term’’ as:

$$\begin{aligned}
\sqrt{n} \left[\hat{m}^{\text{debias}}(x; \hat{\mathbf{w}}) - m_0(x) \right] &= -\frac{1}{2\sqrt{n}} \sum_{i=1}^n R_i \epsilon_i X_i^T \hat{\ell}(x) + \left[\frac{1}{2n} \sum_{i=1}^n R_i X_i^T \hat{\ell}(x) X_i + x \right]^T \sqrt{n} (\hat{\beta} - \beta_0) \\
&= \underbrace{-\frac{1}{2\sqrt{n}} \sum_{i=1}^n R_i \epsilon_i X_i^T \ell_0(x)}_{\text{‘‘Stochastic term’’}} + \underbrace{\frac{1}{2\sqrt{n}} \sum_{i=1}^n R_i \epsilon_i X_i^T [\ell_0(x) - \hat{\ell}(x)]}_{\text{Bias I}} \\
&\quad + \underbrace{\left[\frac{1}{2n} \sum_{i=1}^n R_i X_i^T \ell_0(x) X_i + x \right]^T}_{\text{Bias II}} \sqrt{n} (\hat{\beta} - \beta_0) \\
&\quad + \underbrace{\left[\frac{1}{2n} \sum_{i=1}^n R_i X_i^T [\hat{\ell}(x) - \ell_0(x)] X_i \right]^T}_{\text{Bias III}} \sqrt{n} (\hat{\beta} - \beta_0).
\end{aligned}$$

Notice that the ‘‘Stochastic term’’ can be written as:

$$-\frac{1}{2\sqrt{n}} \sum_{i=1}^n R_i \epsilon_i X_i^T \ell_0(x) = \frac{1}{\sqrt{n}} \sum_{i=1}^n R_i \epsilon_i X_i^T [\mathbb{E}(RXX^T)]^{-1} x$$

according to $\ell_0(x) = -2 [\mathbb{E}(RXX^T)]^{-1} x$ in (19), where $R_i \epsilon_i X_i^T [\mathbb{E}(RXX^T)]^{-1} x, i = 1, \dots, n$ are i.i.d. random variables with mean 0 and variance $\sigma_{m,d}^2(x) = \sigma_\epsilon^2 \cdot x^T [\mathbb{E}(RXX^T)]^{-1} x < \infty$. Moreover, the limit $\sigma_m^2(x) = \lim_{n \rightarrow \infty} \sigma_\epsilon^2 \cdot x^T [\mathbb{E}(RXX^T)]^{-1} x$ exists and is finite by Assumption 4. Now, we shall verify the condition of the Lyapunov central limit theorem. Specifically, each random variable $R_i \epsilon_i X_i^T [\mathbb{E}(RXX^T)]^{-1} x$ has a zero mean, is subexponential, and satisfies that

$$\begin{aligned} \left[\mathbb{E} \left| R_i \epsilon_i X_i^T [\mathbb{E}(RXX^T)]^{-1} x \right|^3 \right]^{\frac{1}{3}} &\lesssim \left\| R_i \epsilon_i X_i^T [\mathbb{E}(RXX^T)]^{-1} x \right\|_{\psi_1} \\ &\lesssim \|\epsilon_i\|_{\psi_2} \left\| R_i X_i^T [\mathbb{E}(RXX^T)]^{-1} x \right\|_{\psi_2} \\ &\lesssim \sigma_\epsilon \sqrt{x^T [\mathbb{E}(RXX^T)]^{-1} x} = \sigma_{m,d}(x) \end{aligned}$$

by Proposition 2.7.1 and Lemma 2.7.7 in Vershynin (2018). Thus,

$$\frac{1}{\sigma_{m,d}^3(x)} \sum_{i=1}^n \mathbb{E} \left| \frac{1}{\sqrt{n}} R_i \epsilon_i X_i^T [\mathbb{E}(RXX^T)]^{-1} x \right|^3 \lesssim \frac{1}{\sqrt{n}} = o(1),$$

and the Lyapunov’s condition holds. As a result,

$$\frac{1}{\sqrt{n}} \sum_{i=1}^n R_i \epsilon_i X_i^T [\mathbb{E}(RXX^T)]^{-1} x \xrightarrow{d} \mathcal{N}(0, \sigma_m^2(x)).$$

It remains to show that ‘‘**Bias I + Bias II + Bias III**’’ is of order $o_P(1)$, *i.e.*, converging to 0 in probability.

Let $\delta \in (0, 1)$. Notice that our assumptions guarantee that with probability at least $1 - \delta$, the strong duality holds as well as

$$\begin{aligned} \widehat{\beta} - \beta_0 &\in \mathcal{C}_1(S_\beta, 3), \quad \widetilde{\ell}(x) - \ell_0(x) \in \mathcal{C}_2(S_\ell(x), 1) \\ \text{and } \widehat{\ell}(x) - \widetilde{\ell}(x) &\in \mathcal{C}_1(S_\ell(x), 3) \cup B_d^{(1)} \left(0, \frac{13r_\ell^2 \|x\|_2^2}{2\kappa_R^4} \cdot \frac{\nu}{\gamma} \right) \equiv \mathcal{C}_1(S_\ell(x), 3) \cup B_d^{(1)}(0, r_1), \end{aligned}$$

recalling our arguments in Theorem 3, Theorem 4, Lemma E.8, and Lemma E.9. Moreover, with probability at least $1 - \delta$, we have that $r_1 \equiv \frac{13r_\ell^2 \|x\|_2^2}{2\kappa_R^4} \cdot \frac{\nu}{\gamma} < 1$ under the condition in Theorem 4. In other words,

$$\left[\mathcal{C}_1(S_\ell(x), 3) \cup B_d^{(1)}(0, r_1) \right] \cap \mathbb{S}^{d-1} = \mathcal{C}_1(S_\ell(x), 3) \cap \mathbb{S}^{d-1}$$

with probability at least $1 - \delta$. We will use these results repeatedly in the following proof.

• **Bias I:** We compute that

$$\begin{aligned}
\mathbf{Bias\ I} &= \frac{1}{2\sqrt{n}} \sum_{i=1}^n R_i \epsilon_i X_i^T \left[\ell_0(x) - \widehat{\ell}(x) \right] \\
&= \frac{1}{2\sqrt{n}} \sum_{i=1}^n R_i \epsilon_i X_i^T \left[\ell_0(x) - \widetilde{\ell}(x) \right] + \frac{1}{2\sqrt{n}} \sum_{i=1}^n R_i \epsilon_i X_i^T \left[\widetilde{\ell}(x) - \widehat{\ell}(x) \right] \\
&\leq \underbrace{\sqrt{n} \cdot \frac{1}{2n} \sum_{i=1}^n R_i \epsilon_i X_i^T \left[\ell_0(x) - \widetilde{\ell}(x) \right]}_{\mathbf{Term\ I}} \\
&\quad + \underbrace{\sqrt{n} \sup_{u \in [\mathcal{C}_1(S_\ell(x), 3) \cup B_d^{(1)}(0, r_\ell)] \cap \mathbb{S}^{d-1}} \left| \frac{1}{2n} \sum_{i=1}^n R_i \epsilon_i X_i^T u \right| \left\| \widehat{\Delta}(x) \right\|_2}_{\mathbf{Term\ II}},
\end{aligned} \tag{45}$$

where $\widehat{\Delta}(x) = \widehat{\ell}(x) - \widetilde{\ell}(x)$.

As for **Term I**, we note that under Assumptions 2 and 3, $R_i \epsilon_i X_i^T \left[\ell_0(x) - \widetilde{\ell}(x) \right]$, $i = 1, \dots, n$ are i.i.d. centered sub-exponential random variables. In addition,

$$\begin{aligned}
\max_{1 \leq i \leq n} \left\| R_i \epsilon_i X_i^T \left[\ell_0(x) - \widetilde{\ell}(x) \right] \right\|_{\psi_1} &\leq \max_{1 \leq i \leq n} \|R_i \epsilon_i\|_{\psi_2} \left\| X_i^T \left[\ell_0(x) - \widetilde{\ell}(x) \right] \right\|_{\psi_2} \\
&\lesssim \max_{1 \leq i \leq n} \sigma_\epsilon \left\{ \mathbb{E} \left[\left(\ell_0(x) - \widetilde{\ell}(x) \right)^T X_i X_i^T \left(\ell_0(x) - \widetilde{\ell}(x) \right) \right] \right\}^{\frac{1}{2}} \\
&\leq \max_{1 \leq i \leq n} \sigma_\epsilon \cdot \sup_{v \in \mathcal{C}_2(S_\ell(x), 1) \cap B_d(0, 10r_\ell \|\ell_0(x)\|_2)} \left[\mathbb{E} \left(X_i^T v \right)^2 \right]^{\frac{1}{2}} \\
&\lesssim \max_{1 \leq i \leq n} \sigma_\epsilon r_\ell \|\ell_0(x)\|_2 \sup_{v \in \mathcal{C}_2(S_\ell(x), 1) \cap B_d(0, 1)} \left[\mathbb{E} \left(X_i^T v \right)^2 \right]^{\frac{1}{2}} \\
&\lesssim \sigma_\epsilon \sqrt{\phi_{s_\ell(x)}} \cdot r_\ell \|\ell_0(x)\|_2,
\end{aligned}$$

where we use Lemma E.13 in the first inequality, Lemma E.8 in the third inequality, and Lemma E.4 in the fifth inequality. By Bernstein's inequality, we bound the probability

$$\begin{aligned}
&\mathbb{P} \left(\left| \frac{1}{2n} \sum_{i=1}^n R_i \epsilon_i X_i^T \left[\ell_0(x) - \widetilde{\ell}(x) \right] \right| > t \right) \\
&\leq 2 \exp \left(-n A_0 \min \left\{ \frac{t^2}{\sigma_\epsilon^2 \phi_{s_\ell(x)} \cdot r_\ell^2 \|\ell_0(x)\|_2^2}, \frac{t}{\sigma_\epsilon \sqrt{\phi_{s_\ell(x)}} \cdot r_\ell \|\ell_0(x)\|_2} \right\} \right)
\end{aligned}$$

for some absolute constant $A_0 > 0$. It implies that

$$\mathbf{Term\ I} \lesssim \sigma_\epsilon \sqrt{\phi_{s_\ell(x)}} \cdot r_\ell \|\ell_0(x)\|_2 \left[\sqrt{\log(1/\delta)} + \frac{\log(1/\delta)}{\sqrt{n}} \right].$$

As for **Term II**, by Assumptions 2 and 3, $R_i \epsilon_i X_i^T v$, $i = 1, \dots, n$ are independent, centered, and

sub-exponential random variables for all $v \in [\mathcal{C}_1(S_\ell(x), 3) \cup B_d^{(1)}(0, r_1)] \cap \mathbb{S}^{d-1}$ with

$$\begin{aligned} \max_{1 \leq i \leq n} \|R_i \epsilon_i X_i^T v\|_{\psi_1} &\leq \max_{1 \leq i \leq n} \|R_i \epsilon_i\|_{\psi_2} \|X_i^T v\|_{\psi_2} \\ &\lesssim \sigma_\epsilon \sqrt{\phi_{s_\ell(x)}}. \end{aligned}$$

Thus, by Lemma E.7, union bound, and Bernstein's inequality, we obtain that with probability at least $1 - \delta$,

$$\begin{aligned} &\sup_{v \in [\mathcal{C}_1(S_\ell(x), 3) \cup B_d^{(1)}(0, r_1)] \cap \mathbb{S}^{d-1}} \left| \frac{1}{2n} \sum_{i=1}^n R_i \epsilon_i X_i^T v \right| \\ &\lesssim \sigma_\epsilon \sqrt{\phi_{s_\ell(x)}} \left[\sqrt{\frac{\log(1/\delta) + s_\ell(x) \log(ed/s_\ell(x))}{n}} + \frac{\log(1/\delta) + s_\ell(x) \log(ed/s_\ell(x))}{n} \right]. \end{aligned}$$

Plugging the result back into (45), we conclude that with probability at least $1 - \delta$,

Bias I

$$\begin{aligned} &\lesssim \sigma_\epsilon \sqrt{\phi_{s_\ell(x)}} \cdot r_\ell \|\ell_0(x)\|_2 \left[\sqrt{\log(1/\delta)} + \frac{\log(1/\delta)}{\sqrt{n}} \right] \\ &\quad + \sqrt{n} \|\widehat{\ell}(x) - \widetilde{\ell}(x)\|_2 \sigma_\epsilon \sqrt{\phi_{s_\ell(x)}} \left[\sqrt{\frac{\log(1/\delta) + s_\ell(x) \log(ed/s_\ell(x))}{n}} + \frac{\log(1/\delta) + s_\ell(x) \log(ed/s_\ell(x))}{n} \right] \\ &\lesssim \sigma_\epsilon \sqrt{\phi_{s_\ell(x)}} \left[\frac{\|x\|_2 r_\ell}{\kappa_R^2} \sqrt{\log(1/\delta)} + \|\widehat{\ell}(x) - \widetilde{\ell}(x)\|_2 \sqrt{\log(1/\delta) + s_\ell(x) \log(d/s_\ell(x))} \right] \end{aligned}$$

when $\log(1/\delta) = o(n)$ and $s_{\max}(\log n + \log d) = o(\sqrt{n})$.

• Bias II: Notice that

$$\text{Bias II} \leq \left\| \frac{1}{2n} \sum_{i=1}^n R_i X_i^T \ell_0(x) X_i + x \right\|_\infty \sqrt{n} \|\widehat{\beta} - \beta_0\|_1.$$

By Theorem 3, we know that with probability at least $1 - \delta$,

$$\sqrt{n} \|\widehat{\beta} - \beta_0\|_1 \leq 4\sqrt{n s_\beta} \|\widehat{\beta} - \beta_0\|_2 \lesssim \frac{\sigma_\epsilon \sqrt{\phi_1 s_\beta}}{\kappa_R^2} \sqrt{\log(d/\delta)}.$$

Additionally, by Lemma E.12, we know that with probability at least $1 - \delta$,

$$\left\| \frac{1}{2n} \sum_{i=1}^n R_i X_i^T \ell_0(x) X_i + x \right\|_\infty \lesssim \frac{\sqrt{\phi_1}}{\kappa_R} \|x\|_2 \left[\sqrt{\frac{\log(d/\delta)}{n}} + \frac{\log(d/\delta)}{n} \right]$$

Thus, we obtain that with probability at least $1 - \delta$,

$$\mathbf{Bias\ II} \lesssim \frac{\sigma_\epsilon \phi_1 s_\beta \|x\|_2}{\kappa_R^3} \cdot \frac{\log(d/\delta)}{\sqrt{n}},$$

provided that $s_{\max}(\log n + \log d) = o(\sqrt{n})$.

• **Bias III:** Notice that

Bias III

$$\begin{aligned}
&= \left[\frac{1}{2n} \sum_{i=1}^n R_i X_i^T [\widehat{\ell}(x) - \ell_0(x)] X_i \right]^T \sqrt{n} (\widehat{\beta} - \beta_0) \\
&= [\widehat{\ell}(x) - \widetilde{\ell}(x)]^T \left[\frac{1}{2n} \sum_{i=1}^n (R_i X_i X_i^T - \mathbb{E}[R_i X_i X_i^T]) \right] \sqrt{n} (\widehat{\beta} - \beta_0) \\
&\quad + [\widetilde{\ell}(x) - \ell_0(x)]^T \left[\frac{1}{2n} \sum_{i=1}^n (R_i X_i X_i^T - \mathbb{E}[R_i X_i X_i^T]) \right] \sqrt{n} (\widehat{\beta} - \beta_0) \\
&\quad + \frac{\sqrt{n}}{2} [\widehat{\ell}(x) - \widetilde{\ell}(x)]^T \mathbb{E}(R_i X_i X_i^T) (\widehat{\beta} - \beta_0) + \frac{\sqrt{n}}{2} [\widetilde{\ell}(x) - \ell_0(x)]^T \mathbb{E}(R_i X_i X_i^T) (\widehat{\beta} - \beta_0) \\
&\leq \left\| \widehat{\ell}(x) - \widetilde{\ell}(x) \right\|_2 \sqrt{n} \left\| \widehat{\beta} - \beta_0 \right\|_2 \underbrace{\sup_{\substack{u \in \mathcal{C}_1(S_\ell(x), 3) \cap \mathbb{S}^{d-1} \\ v \in \mathcal{C}_1(S_\beta, 3) \cap \mathbb{S}^{d-1}}} \left| \frac{1}{2n} \sum_{i=1}^n \{R_i(X_i^T u)(X_i^T v) - \mathbb{E}[R_i(X_i^T u)(X_i^T v)]\} \right|}_{\mathbf{Term\ III}} \\
&\quad + r_\ell \|\ell_0(x)\|_2 \sqrt{n} \left\| \widehat{\beta} - \beta_0 \right\|_2 \underbrace{\sup_{\substack{u \in \mathcal{C}_2(S_\ell(x), 1) \cap \mathbb{S}^{d-1} \\ v \in \mathcal{C}_1(S_\beta, 3) \cap \mathbb{S}^{d-1}}} \left| \frac{1}{2n} \sum_{i=1}^n \{R_i(X_i^T u)(X_i^T v) - \mathbb{E}[R_i(X_i^T u)(X_i^T v)]\} \right|}_{\mathbf{Term\ IV}} \\
&\quad + \frac{\sqrt{n}}{2} \left\| \widehat{\ell}(x) - \widetilde{\ell}(x) \right\|_2 \left\| \widehat{\beta} - \beta_0 \right\|_2 \underbrace{\sup_{\substack{u \in \mathcal{C}_1(S_\ell(x), 3) \cap \mathbb{S}^{d-1} \\ v \in \mathcal{C}_1(S_\beta, 3) \cap \mathbb{S}^{d-1}}} |\mathbb{E}[R_i(X_i^T u)(X_i^T v)]|}_{\mathbf{Term\ V}} \\
&\quad + \frac{\sqrt{n}}{2} r_\ell \|\ell_0(x)\|_2 \left\| \widehat{\beta} - \beta_0 \right\|_2 \underbrace{\sup_{\substack{u \in \mathcal{C}_2(S_\ell(x), 1) \cap \mathbb{S}^{d-1} \\ v \in \mathcal{C}_1(S_\beta, 3) \cap \mathbb{S}^{d-1}}} |\mathbb{E}[R_i(X_i^T u)(X_i^T v)]|}_{\mathbf{Term\ VI}}. \tag{46}
\end{aligned}$$

By Lemmas E.7 and E.10, we know that with probability at least $1 - \delta$,

$$\mathbf{Term\ III}, \mathbf{Term\ IV} \lesssim \sqrt{\phi_{s_\ell(x)} \phi_{s_\beta}} \sqrt{\frac{\log(1/\delta) + s_\beta \log(ed/s_\beta) + s_\ell(x) \log(ed/s_\ell(x))}{n}}$$

when $s_{\max}(\log n + \log d) = o(\sqrt{n})$ and $\log(1/\delta) = o(n)$. By Lemma E.4, we can find discrete sets

$M_{d,\ell}, M_{d,\beta} \subset B_d(0, 1)$ with cardinalities $|M_{d,\ell}| \leq \frac{3}{2} \left(\frac{5ed}{s_\ell(x)} \right)^{s_\ell(x)}$ and $|M_{d,\beta}| \leq \frac{3}{2} \left(\frac{5ed}{s_\beta} \right)^{s_\beta}$ such that

$$\begin{aligned} \mathcal{C}_1(S_\ell(x), 3) \cap \mathbb{S}^{d-1} &\subset 10 \cdot \text{conv}(M_{d,\ell}), & \mathcal{C}_2(S_\ell(x), 1) \cap \mathbb{S}^{d-1} &\subset 6 \cdot \text{conv}(M_{d,\ell}), \\ \text{and } \mathcal{C}_1(S_\beta, 3) \cap \mathbb{S}^{d-1} &\subset 10 \cdot \text{conv}(M_{d,\beta}) \end{aligned}$$

with $\|u\|_0 \leq s_\ell(x), \|v\|_0 \leq s_\beta$ for all $u \in M_{d,\ell}, v \in M_{d,\beta}$. Thus,

$$\text{Term V, Term VI} \lesssim \sqrt{\phi_{s_\ell(x)} \phi_{s_\beta}}.$$

Again, we know from [Theorem 3](#) that with probability at least $1 - \delta$

$$\sqrt{n} \left\| \hat{\beta} - \beta_0 \right\|_2 \lesssim \frac{\sigma_\epsilon}{\kappa_R^2} \sqrt{\phi_1 s_\beta \log(d/\delta)}.$$

Thus, from [\(46\)](#), we conclude that with probability at least $1 - \delta$,

$$\begin{aligned} \text{Bias III} &\lesssim \frac{\sigma_\epsilon \sqrt{\phi_1 \phi_{s_\beta} \phi_{s_\ell(x)} s_\beta \log(d/\delta)}}{\kappa_R^2} \left[\left\| \hat{\ell}(x) - \tilde{\ell}(x) \right\|_2 + \frac{\|x\|_2 r_\ell}{\kappa_R^2} \right] \\ &\quad \times \left[1 + \sqrt{\frac{\log(1/\delta) + s_\beta \log(ed/s_\beta) + s_\ell(x) \log(ed/s_\ell(x))}{n}} \right] \\ &\lesssim \frac{\sigma_\epsilon \sqrt{\phi_1 \phi_{s_\beta} \phi_{s_\ell(x)} s_\beta \log(d/\delta)}}{\kappa_R^2} \left[\left\| \hat{\ell}(x) - \tilde{\ell}(x) \right\|_2 + \frac{\|x\|_2 r_\ell}{\kappa_R^2} \right] \end{aligned}$$

when $s_{\max}(\log n + \log d) = o(\sqrt{n})$ and $\log(1/\delta) = o(n)$.

In summary, we can bound the bias terms with probability at least $1 - \delta$ as:

Bias I + Bias II + Bias III

$$\begin{aligned} &\lesssim \sigma_\epsilon \sqrt{\phi_{s_\ell(x)}} \left[\frac{\|x\|_2 r_\ell}{\kappa_R^2} \sqrt{\log(1/\delta)} + \left\| \hat{\ell}(x) - \tilde{\ell}(x) \right\|_2 \sqrt{\log(1/\delta) + s_\ell(x) \log(d/s_\ell(x))} \right] \\ &\quad + \frac{\sigma_\epsilon \phi_1 s_\beta \|x\|_2 \cdot \log(d/\delta)}{\kappa_R^3 \sqrt{n}} + \frac{\sigma_\epsilon \sqrt{\phi_1 \phi_{s_\beta} \phi_{s_\ell(x)} s_\beta \log(d/\delta)}}{\kappa_R^2} \left[\left\| \hat{\ell}(x) - \tilde{\ell}(x) \right\|_2 + \frac{\|x\|_2 r_\ell}{\kappa_R^2} \right]. \end{aligned}$$

Recalling the result of [Theorem 4](#) that

$$\left\| \hat{\ell}(x) - \tilde{\ell}(x) \right\|_2 \lesssim \frac{\|x\|_2}{\kappa_R^3} \left[\sqrt{\frac{\phi_1 s_\ell(x) \log(d/\delta)}{n}} + \frac{\phi_{s_\ell(x)}}{\kappa_R} \cdot r_\ell + \frac{\sqrt{\phi_1 \phi_{s_\ell(x)} s_\ell(x)}}{\kappa_R} \cdot r_\pi \right]$$

and setting $\delta = \frac{1}{n}$, we obtain that

Bias I + Bias II + Bias III

$$\begin{aligned}
&= O_P \left(\frac{\sigma_\epsilon \phi_1 \|x\|_2 s_\beta \cdot \log(nd)}{\kappa_R^3 \sqrt{n}} \right) \\
&\quad + O_P \left(\frac{\sigma_\epsilon \|x\|_2 \sqrt{\phi_{s_\ell(x)} \log n}}{\kappa_R^2} \cdot r_\ell \right) + O_P \left(\frac{\sigma_\epsilon \|x\|_2 \sqrt{\phi_1 \phi_{s_\beta} \phi_{s_\ell(x)} s_\beta \log(nd)}}{\kappa_R^4} \cdot r_\ell \right) \\
&\quad + O_P \left(\sigma_\epsilon \sqrt{\phi_{s_\ell(x)} [\log n + s_\ell(x) \log(d/s_\ell(x))]} + \frac{\sigma_\epsilon \sqrt{\phi_1 \phi_{s_\beta} \phi_{s_\ell(x)} s_\beta \log(nd)}}{\kappa_R^2} \right) \left\| \widehat{\ell}(x) - \widetilde{\ell}(x) \right\|_2 \\
&= O_P \left(\frac{\sigma_\epsilon \phi_1 \|x\|_2 s_{\max} \cdot \log(nd)}{\kappa_R^3 \sqrt{n}} \right) + O_P \left(\frac{\sigma_\epsilon \phi_1 \phi_{s_{\max}} (1 + \kappa_R^2) \|x\|_2 \cdot s_{\max} \log(nd)}{\kappa_R^4 \sqrt{n}} \right) \\
&\quad + O_P \left(\frac{\sigma_\epsilon \|x\|_2 \sqrt{\phi_{s_{\max}} \log n}}{\kappa_R^2} \cdot r_\ell \right) + O_P \left(\frac{\sigma_\epsilon \|x\|_2 (1 + \kappa_R^2) \sqrt{\phi_1 \phi_{s_{\max}}^2 s_{\max} \log(nd)}}{\kappa_R^6} \cdot r_\ell \right) \\
&\quad + O_P \left(\frac{\sigma_\epsilon \phi_1 \phi_{s_{\max}}^{\frac{3}{2}} (1 + \kappa_R^2) \|x\|_2 s_{\max} \sqrt{\log(nd)}}{\kappa_R^6} \cdot r_\pi \right) \\
&= O_P \left(\frac{\sigma_\epsilon \phi_1 \phi_{s_{\max}} (1 + \kappa_R^2) \|x\|_2 \cdot s_{\max} \log(nd)}{\kappa_R^4 \sqrt{n}} \right) \\
&\quad + O_P \left(\frac{\sigma_\epsilon \sqrt{\phi_1} \phi_{s_{\max}} (1 + \kappa_R^4) \|x\|_2 \sqrt{s_{\max} \log(nd)}}{\kappa_R^6} \cdot r_\ell \right) \\
&\quad + O_P \left(\frac{\sigma_\epsilon \phi_1 \phi_{s_{\max}}^{\frac{3}{2}} (1 + \kappa_R^2) \|x\|_2 s_{\max} \sqrt{\log(nd)}}{\kappa_R^6} \cdot r_\pi \right) \\
&= o_P(1)
\end{aligned}$$

as long as $\sigma_\epsilon \phi_1 \phi_{s_{\max}}^{\frac{3}{2}} \|x\|_2 = O(1)$, $\frac{(1+\kappa_R^2)s_{\max} \log(nd)}{\kappa_R^4} = o(\sqrt{n})$, and $\frac{(1+\kappa_R^4)\sqrt{\log(nd)}}{\kappa_R^6} (\sqrt{s_{\max}} \cdot r_\ell + s_{\max} r_\pi) = o(1)$. The result follows. \square

E.7 Proof of Proposition 8

Proposition 8 (Consistent estimate of the asymptotic variance). *Let $x \in \mathbb{R}^d$ be a fixed query point. Suppose that Assumptions 1, 2, 4, 5, and 6 hold and $\gamma, r_\ell > 0$ are specified as in Theorem 4. Furthermore, we assume that $\|x\|_2^2 \phi_{s_\ell(x)}^2 = O(1)$, $\frac{(1+\kappa_R^3)}{\kappa_R^5} \sqrt{\frac{s_\ell(x) \log(nd)}{n}} = o(1)$, and $\frac{(1+\kappa_R^4)}{\kappa_R^6} [r_\ell + r_\pi \sqrt{s_\ell(x)}] = o(1)$. Then,*

$$\left| \sum_{i=1}^n \widehat{\pi}_i \widehat{w}_i(x)^2 - x^T [\mathbf{E}(RXX^T)]^{-1} x \right| = o_P(1).$$

Proof of Proposition 8. By Taylor's expansion and the relations between the primal solution $\widehat{w}(x) = (\widehat{w}_1(x), \dots, \widehat{w}_n(x))^T \in \mathbb{R}^n$ and the dual solution $\widehat{\ell}(x) \in \mathbb{R}^d$ in (9), we know that

$$\left| \sum_{i=1}^n \widehat{\pi}_i \widehat{w}_i(x)^2 - x^T [\mathbf{E}(RXX^T)]^{-1} x \right|$$

$$\begin{aligned}
&= \left| \frac{1}{4n} \sum_{i=1}^n \hat{\pi}_i \left[X_i^T \hat{\ell}(x) \right]^2 - x^T \left[\mathbb{E} (RXX^T) \right]^{-1} x \right| \\
&\leq \left| \frac{1}{4n} \sum_{i=1}^n \hat{\pi}_i \left[X_i^T \ell_0(x) \right]^2 - x^T \left[\mathbb{E} (RXX^T) \right]^{-1} x \right| + \left| \left[\frac{1}{2n} \sum_{i=1}^n \hat{\pi}_i X_i X_i^T \ell_0(x) \right]^T \left[\hat{\ell}(x) - \ell_0(x) \right] \right| \\
&\quad + \left| \frac{1}{4n} \sum_{i=1}^n \hat{\pi}_i \left[X_i^T \left(\hat{\ell}(x) - \ell_0(x) \right) \right]^2 \right| \\
&\leq \underbrace{\left| \frac{1}{4n} \sum_{i=1}^n \pi(X_i) \left[X_i^T \ell_0(x) \right]^2 - x^T \left[\mathbb{E} (RXX^T) \right]^{-1} x \right|}_{\text{Term I}} + \underbrace{\left| \frac{1}{4n} \sum_{i=1}^n (\hat{\pi}_i - \pi_i) \left[X_i^T \ell_0(x) \right]^2 \right|}_{\text{Term II}} \\
&\quad + \underbrace{\left| \left[\frac{1}{2n} \sum_{i=1}^n \pi(X_i) X_i X_i^T \ell_0(x) \right]^T \left[\hat{\ell}(x) - \ell_0(x) \right] \right|}_{\text{Term III}} + \underbrace{\left| \left[\frac{1}{2n} \sum_{i=1}^n (\hat{\pi}_i - \pi_i) X_i X_i^T \ell_0(x) \right]^T \left[\hat{\ell}(x) - \ell_0(x) \right] \right|}_{\text{Term IV}} \\
&\quad + \underbrace{\left| \frac{1}{4n} \sum_{i=1}^n \pi(X_i) \left[X_i^T \left(\hat{\ell}(x) - \tilde{\ell}(x) \right) \right]^2 \right|}_{\text{Term V}} + \underbrace{\left| \frac{1}{4n} \sum_{i=1}^n (\hat{\pi}_i - \pi_i) \left[X_i^T \left(\hat{\ell}(x) - \tilde{\ell}(x) \right) \right]^2 \right|}_{\text{Term VI}} \\
&\quad + \underbrace{\left| \frac{1}{2n} \sum_{i=1}^n \pi(X_i) \left[X_i^T \left(\hat{\ell}(x) - \tilde{\ell}(x) \right) \right] \left[X_i^T \left(\tilde{\ell}(x) - \ell_0(x) \right) \right] \right|}_{\text{Term VII}} \\
&\quad + \underbrace{\left| \frac{1}{2n} \sum_{i=1}^n (\hat{\pi}_i - \pi_i) \left[X_i^T \left(\hat{\ell}(x) - \tilde{\ell}(x) \right) \right] \left[X_i^T \left(\tilde{\ell}(x) - \ell_0(x) \right) \right] \right|}_{\text{Term VIII}} \\
&\quad + \underbrace{\left| \frac{1}{4n} \sum_{i=1}^n \pi(X_i) \left[X_i^T \left(\tilde{\ell}(x) - \ell_0(x) \right) \right]^2 \right|}_{\text{Term IX}} + \underbrace{\left| \frac{1}{4n} \sum_{i=1}^n (\hat{\pi}_i - \pi_i) \left[X_i^T \left(\tilde{\ell}(x) - \ell_0(x) \right) \right]^2 \right|}_{\text{Term X}}.
\end{aligned}$$

We know from Assumption 6, Lemma E.8 and Lemma E.9 with $a_0 = 5$ that

$$\left\| \tilde{\ell}(x) - \ell_0(x) \right\|_2 \leq r_\ell \|\ell_0(x)\|_2, \quad \ell_0(x) \in \mathcal{C}_2(S_\ell(x), \vartheta_\ell) \quad (47)$$

with $\vartheta_\ell = \frac{r_\ell}{\sqrt{1-r_\ell^2}}$, and

$$\hat{\ell}(x) - \tilde{\ell}(x) \in \mathcal{C}_1(S_\ell(x), 3) \cup B_d^{(1)} \left(0, \frac{13r_\ell^2 \|x\|_2^2}{2\kappa_R^4} \cdot \frac{\nu}{\gamma} \right) \equiv \mathcal{C}_1(S_\ell(x), 3) \cup B_d^{(1)}(0, r_1), \quad (48)$$

where $B_d^{(1)}(0, r) = \{v \in \mathbb{R}^d : \|v\|_1 \leq r\}$. Moreover, with probability at least $1 - \delta$, we have that

$r_1 \equiv \frac{13r_\ell^2 \|x\|_2^2}{2\kappa_R^4} \cdot \frac{\nu}{\gamma} < 1$ under the condition in [Theorem 4](#). In other words,

$$\left[\mathcal{C}_1(S_\ell(x), 3) \cup B_d^{(1)}(0, r_1) \right] \cap \mathbb{S}^{d-1} = \mathcal{C}_1(S_\ell(x), 3) \cap \mathbb{S}^{d-1}$$

with probability at least $1 - \delta$. Now, we bound these ten terms separately.

• **Term I:** Note that $\ell_0(x) = -2 [\mathbb{E}(RX X^T)]^{-1} x$ and

$$\pi(X_i) [X_i^T \ell_0(x)]^2 - x^T [\mathbb{E}(RX X^T)]^{-1} x, i = 1, \dots, n$$

are independent, centered, and sub-exponential random variables with

$$\begin{aligned} \max_{1 \leq i \leq n} \left\| \pi(X_i) [X_i^T \ell_0(x)]^2 - x^T [\mathbb{E}(RX X^T)]^{-1} x \right\|_{\psi_1} &\lesssim \max_{1 \leq i \leq n} \left\| \sqrt{\pi(X_i)} \cdot X_i^T [\mathbb{E}(\pi(X) X X^T)]^{-1} x \right\|_{\psi_2}^2 \\ &\lesssim \frac{\|x\|_2^2}{\kappa_R^2}. \end{aligned}$$

By Bernstein's inequality (Corollary 2.8.3 in [Vershynin 2018](#)), we know that with probability at least $1 - \delta$,

$$\begin{aligned} \mathbf{Term\ I} &= \left| \frac{1}{4n} \sum_{i=1}^n \pi(X_i) [X_i^T \ell_0(x)]^2 - x^T \{ \mathbb{E}[\pi(X) X X^T] \}^{-1} x \right| \\ &\lesssim \frac{\|x\|_2^2}{\kappa_R^2} \left[\sqrt{\frac{\log(1/\delta)}{n}} + \frac{\log(1/\delta)}{n} \right] \\ &\lesssim \frac{\|x\|_2^2}{\kappa_R^2} \sqrt{\frac{\log(1/\delta)}{n}} \end{aligned}$$

when $\log(1/\delta) = o(n)$.

• **Term II:** By (47) and Lemma E.7 that with probability at least $1 - \delta$,

$$\begin{aligned} \mathbf{Term\ II} &= \left| \frac{1}{4n} \sum_{i=1}^n (\hat{\pi}_i - \pi_i) [X_i^T \ell_0(x)]^2 \right| \\ &\lesssim r_\pi(n, \delta) \|\ell_0(x)\|_2^2 \sup_{v \in \mathcal{C}_2(S_\ell(x), \vartheta_\ell) \cap \mathbb{S}^{d-1}} \left| \frac{1}{4n} \sum_{i=1}^n (X_i^T v)^2 \right| \\ &\lesssim \frac{r_\pi(n, \delta) \|x\|_2^2}{\kappa_R^4} \left\{ \sup_{v \in \mathcal{C}_2(S_\ell(x), \vartheta_\ell) \cap \mathbb{S}^{d-1}} \left| \frac{1}{4n} \sum_{i=1}^n \{ (X_i^T v)^2 - \mathbb{E}[(X_i^T v)^2] \} \right| + \sup_{v \in \mathcal{C}_2(S_\ell(x), \vartheta_\ell) \cap \mathbb{S}^{d-1}} \mathbb{E}[(X_1^T v)^2] \right\} \\ &\lesssim \frac{r_\pi(n, \delta) \|x\|_2^2}{\kappa_R^4} \left[\phi_{s_\ell(x)} \sqrt{\frac{\log(1/\delta) + s_\ell(x) \log(ed/s_\ell(x))}{n}} + \phi_{s_\ell(x)} \right] \\ &\lesssim \frac{\phi_{s_\ell(x)} \|x\|_2^2}{\kappa_R^4} \cdot r(n, \delta), \end{aligned}$$

when $\log d = o(n)$ and $\log(1/\delta) = o(n)$.

• **Term III:** We know from the geometric constraints (47) and (48) as well as Lemmas E.7, E.8, and E.10 that with probability at least $1 - \delta$,

Term III

$$\begin{aligned}
&= \left| \left[\frac{1}{2n} \sum_{i=1}^n \pi(X_i) X_i X_i^T \ell_0(x) \right]^T [\widehat{\ell}(x) - \ell_0(x)] \right| \\
&\leq \left| \left[\frac{1}{2n} \sum_{i=1}^n \pi(X_i) X_i X_i^T \ell_0(x) \right]^T [\widehat{\ell}(x) - \widetilde{\ell}(x)] \right| + \left| \left[\frac{1}{2n} \sum_{i=1}^n \pi(X_i) X_i X_i^T \ell_0(x) \right]^T [\widetilde{\ell}(x) - \ell_0(x)] \right| \\
&\leq \left| \left[\frac{1}{2n} \sum_{i=1}^n \{ \pi(X_i) X_i X_i^T \ell_0(x) - \mathbb{E} [\pi(X_i) X_i X_i^T \ell_0(x)] \} \right]^T [\widehat{\ell}(x) - \widetilde{\ell}(x)] \right| \\
&\quad + \left| [\widehat{\ell}(x) - \widetilde{\ell}(x)]^T \mathbb{E} [\pi(X_i) X_i X_i^T \ell_0(x)] \right| \\
&\quad + \left| \left[\frac{1}{2n} \sum_{i=1}^n \{ \pi(X_i) X_i X_i^T \ell_0(x) - \mathbb{E} [\pi(X_i) X_i X_i^T \ell_0(x)] \} \right]^T [\widetilde{\ell}(x) - \ell_0(x)] \right| \\
&\quad + \left| [\widetilde{\ell}(x) - \ell_0(x)]^T \mathbb{E} [\pi(X_i) X_i X_i^T \ell_0(x)] \right| \\
&\leq \left\| \widehat{\ell}(x) - \widetilde{\ell}(x) \right\|_2 \|\ell_0(x)\|_2 \\
&\quad \times \sup_{\substack{u \in \mathcal{C}_1(S_\ell(x), 3) \cap \mathbb{S}^{d-1} \\ v \in \mathcal{C}_2(S_\ell(x), \vartheta_\ell) \cap \mathbb{S}^{d-1}}} \left\{ \left| \frac{1}{2n} \sum_{i=1}^n \{ \pi(X_i) (X_i^T u) (X_i^T v) - \mathbb{E} [\pi(X_i) (X_i^T u) (X_i^T v)] \} \right| \right. \\
&\quad \left. + \left| \mathbb{E} [\pi(X_i) (X_i^T u) (X_i^T v)] \right| \right\} \\
&\quad + \left\| \widetilde{\ell}(x) - \ell_0(x) \right\|_2 \|\ell_0(x)\|_2 \\
&\quad \times \sup_{\substack{u \in \mathcal{C}_1(S_\ell(x), 3) \cap \mathbb{S}^{d-1} \\ v \in \mathcal{C}_2(S_\ell(x), 1) \cap \mathbb{S}^{d-1}}} \left\{ \left| \frac{1}{2n} \sum_{i=1}^n \{ \pi(X_i) (X_i^T u) (X_i^T v) - \mathbb{E} [\pi(X_i) (X_i^T u) (X_i^T v)] \} \right| \right. \\
&\quad \left. + \left| \mathbb{E} [\pi(X_i) (X_i^T u) (X_i^T v)] \right| \right\} \\
&\lesssim \left[\|\ell_0(x)\|_2 \left\| \widehat{\ell}(x) - \widetilde{\ell}(x) \right\|_2 + r_\ell \|\ell_0(x)\|_2^2 \right] \left[\phi_{s_\ell(x)} \sqrt{\frac{\log(1/\delta) + s_\ell(x) \log(ed/s_\ell(x))}{n}} + \phi_{s_\ell(x)} \right] \\
&\lesssim \frac{\phi_{s_\ell(x)} \|x\|_2}{\kappa_R^2} \left[\left\| \widehat{\ell}(x) - \widetilde{\ell}(x) \right\|_2 + \frac{\|x\|_2 r_\ell}{\kappa_R^2} \right]
\end{aligned}$$

when $\log d = o(n)$ and $\log(1/\delta) = o(n)$.

• **Term IV:** By Assumption 5, Lemmas E.4, E.7, and E.10, we obtain that with probability at least $1 - \delta$,

$$\begin{aligned}
\text{Term IV} &= \left| \left[\frac{1}{2n} \sum_{i=1}^n (\widehat{\pi}_i - \pi_i) X_i X_i^T \ell_0(x) \right]^T \left[\widehat{\ell}(x) - \ell_0(x) \right] \right| \\
&\lesssim r_\pi(n, \delta) \left[\left\| \widehat{\ell}(x) - \widetilde{\ell}(x) \right\|_2 \sup_{v \in \mathcal{C}_1(S_\ell(x), 3) \cap \mathbb{S}^{d-1}} \frac{1}{2n} \sum_{i=1}^n |X_i^T \ell_0(x) \cdot X_i^T v| + \frac{1}{2n} \sum_{i=1}^n \left| X_i^T \ell_0(x) \cdot X_i^T \left[\widetilde{\ell}(x) - \ell_0(x) \right] \right| \right] \\
&\lesssim \frac{r_\pi(n, \delta) \cdot \|x\|_2}{\kappa_R^2} \left[\left\| \widehat{\ell}(x) - \widetilde{\ell}(x) \right\|_2 \sup_{\substack{v \in \mathcal{C}_1(S_\ell(x), 3) \cap \mathbb{S}^{d-1} \\ u \in \mathcal{C}_2(S_\ell(x), \vartheta_\ell) \cap \mathbb{S}^{d-1}}} \frac{1}{2n} \sum_{i=1}^n |X_i^T u \cdot X_i^T v| \right. \\
&\quad \left. + \sup_{u \in \mathcal{C}_2(S_\ell(x), \vartheta_\ell) \cap \mathbb{S}^{d-1}} \frac{1}{2n} \sum_{i=1}^n \left| X_i^T u \cdot X_i^T \left[\widetilde{\ell}(x) - \ell_0(x) \right] \right| \right] \\
&\stackrel{(i)}{\lesssim} \frac{r_\pi(n, \delta) \cdot \|x\|_2}{\kappa_R^2} \left[\left\| \widehat{\ell}(x) - \widetilde{\ell}(x) \right\|_2 + \left\| \widetilde{\ell}(x) - \ell_0(x) \right\|_2 \right] \\
&\quad \times \left[\sup_{v \in \mathcal{C}_1(S_\ell(x), 3) \cap \mathbb{S}^{d-1}} \frac{1}{n} \sum_{i=1}^n (X_i^T v)^2 + \sup_{u \in \mathcal{C}_2(S_\ell(x), \vartheta_\ell) \cap \mathbb{S}^{d-1}} \frac{1}{n} \sum_{i=1}^n (X_i^T u)^2 \right] \\
&\lesssim \frac{r_\pi(n, \delta) \cdot \|x\|_2}{\kappa_R^2} \left[\left\| \widehat{\ell}(x) - \widetilde{\ell}(x) \right\|_2 + \left\| \widetilde{\ell}(x) - \ell_0(x) \right\|_2 \right] \\
&\quad \times \left\{ \sup_{v \in \mathcal{C}_1(S_\ell(x), 3) \cap \mathbb{S}^{d-1}} \frac{1}{n} \sum_{i=1}^n \left\{ (X_i^T v)^2 - \mathbb{E} \left[(X_i^T v)^2 \right] \right\} + \sup_{v \in \mathcal{C}_1(S_\ell(x), 3) \cap \mathbb{S}^{d-1}} \mathbb{E} \left[(X_1^T v)^2 \right] \right. \\
&\quad \left. + \sup_{u \in \mathcal{C}_2(S_\ell(x), \vartheta_\ell) \cap \mathbb{S}^{d-1}} \frac{1}{n} \sum_{i=1}^n \left\{ (X_i^T u)^2 - \mathbb{E} \left[(X_i^T u)^2 \right] \right\} + \sup_{u \in \mathcal{C}_2(S_\ell(x), \vartheta_\ell) \cap \mathbb{S}^{d-1}} \mathbb{E} \left[(X_1^T u)^2 \right] \right\} \\
&\lesssim \frac{r_\pi(n, \delta) \cdot \|x\|_2}{\kappa_R^2} \left(\left\| \widehat{\ell}(x) - \widetilde{\ell}(x) \right\|_2 + \frac{r_\ell \|x\|_2}{\kappa_R^2} \right) \phi_{s_\ell(x)} \left[\sqrt{\frac{s_\ell(x) \log(ed/s_\ell(x))}{n}} + 1 \right] \\
&\lesssim \frac{r_\pi(n, \delta) \cdot \|x\|_2}{\kappa_R^2} \left(\left\| \widehat{\ell}(x) - \widetilde{\ell}(x) \right\|_2 + \frac{r_\ell \|x\|_2}{\kappa_R^2} \right) \phi_{s_\ell(x)}
\end{aligned}$$

when $\log d = o(n)$ and $\log(1/\delta) = o(n)$, where we use the fact that $|a| \cdot |b| \leq \frac{a^2+b^2}{2}$ in the (asymptotic) inequality (i).

• **Term V and VI:** Under (48), Assumption 5, Lemmas E.4, E.7, and E.10, we have that with probability at least $1 - \delta$,

$$\begin{aligned}
\text{Term V} + \text{Term VI} &= \left| \frac{1}{4n} \sum_{i=1}^n \pi(X_i) \left[X_i^T \left(\widehat{\ell}(x) - \widetilde{\ell}(x) \right) \right]^2 \right| + \left| \frac{1}{4n} \sum_{i=1}^n (\widehat{\pi}_i - \pi_i) \left[X_i^T \left(\widehat{\ell}(x) - \widetilde{\ell}(x) \right) \right]^2 \right| \\
&\leq (1 + r_\pi(n, \delta)) \left| \frac{1}{4n} \sum_{i=1}^n \left[X_i^T \left(\widehat{\ell}(x) - \widetilde{\ell}(x) \right) \right]^2 \right|
\end{aligned}$$

$$\begin{aligned}
&\leq (1 + r_\pi(n, \delta)) \left\| \widehat{\ell}(x) - \widetilde{\ell}(x) \right\|_2^2 \\
&\quad \times \sup_{v \in \mathcal{C}_1(S_\ell(x), 3) \cup \{e_1, \dots, e_d\}} \cap \mathbb{S}^{d-1} \left[\left| \frac{1}{4n} \sum_{i=1}^n \{ (X_i^T v)^2 - \mathbb{E} [(X_i^T v)^2] \} \right| + \left| \frac{1}{4n} \mathbb{E} [(X_1^T v)^2] \right| \right] \\
&\lesssim (1 + r_\pi(n, \delta)) \left\| \widehat{\ell}(x) - \widetilde{\ell}(x) \right\|_2^2 \phi_{s_\ell(x)} \left[\sqrt{\frac{\log(1/\delta) + s_\ell(x) \log(ed/s_\ell(x))}{n}} + 1 \right] \\
&\lesssim (1 + r_\pi(n, \delta)) \left\| \widehat{\ell}(x) - \widetilde{\ell}(x) \right\|_2^2 \phi_{s_\ell(x)}
\end{aligned}$$

when $\log d = o(n)$ and $\log(1/\delta) = o(n)$.

• **Term VII:** Under the geometric constraints (47), (48), Lemmas E.7, E.8, and E.10, we know that with probability at least $1 - \delta$,

$$\begin{aligned}
\mathbf{Term VII} &= \left| \frac{1}{2n} \sum_{i=1}^n \pi(X_i) \left[X_i^T (\widehat{\ell}(x) - \widetilde{\ell}(x)) \right] \left[X_i^T (\widetilde{\ell}(x) - \ell_0(x)) \right] \right| \\
&\lesssim \left\| \widehat{\ell}(x) - \widetilde{\ell}(x) \right\|_2 r_\ell \|\ell_0(x)\|_2 \\
&\quad \times \sup_{\substack{u \in \mathcal{C}_1(S_\ell(x), 3) \cap \mathbb{S}^{d-1} \\ v \in \mathcal{C}_2(S_\ell(x), 1) \cap \mathbb{S}^{d-1}}} \left[\left| \frac{1}{2n} \sum_{i=1}^n \{ \pi(X_i) (X_i^T v)^2 - \mathbb{E} [\pi(X_i) (X_i^T v)^2] \} \right| + \left| \frac{1}{2n} \mathbb{E} [\pi(X_1) (X_1^T v)^2] \right| \right] \\
&\lesssim \left\| \widehat{\ell}(x) - \widetilde{\ell}(x) \right\|_2 \frac{\|x\|_2 r_\ell}{\kappa_R^2} \cdot \phi_{s_\ell(x)} \left[\sqrt{\frac{\log(1/\delta) + s_\ell(x) \log(ed/s_\ell(x))}{n}} + 1 \right] \\
&\lesssim \left\| \widehat{\ell}(x) - \widetilde{\ell}(x) \right\|_2 \frac{\|x\|_2 r_\ell}{\kappa_R^2} \cdot \phi_{s_\ell(x)}
\end{aligned}$$

when $\log d = o(n)$ and $\log(1/\delta) = o(n)$.

• **Term VIII:** We bound **Term VIII** using the similar arguments as **Term IV** as:

$$\begin{aligned}
\mathbf{Term VIII} &= \left| \frac{1}{2n} \sum_{i=1}^n (\widehat{\pi}_i - \pi_i) \left[X_i^T (\widehat{\ell}(x) - \widetilde{\ell}(x)) \right] \left[X_i^T (\widetilde{\ell}(x) - \ell_0(x)) \right] \right| \\
&\lesssim r_\pi(n, \delta) \left\| \widehat{\ell}(x) - \widetilde{\ell}(x) \right\|_2 \\
&\quad \times \left\{ \sup_{v \in \mathcal{C}_1(S_\ell(x), 3) \cap \mathbb{S}^{d-1}} \frac{1}{2n} \sum_{i=1}^n \left[\left| X_i^T v \cdot X_i^T [\widetilde{\ell}(x) - \ell_0(x)] \right| - \mathbb{E} \left| X_i^T v \cdot X_i^T [\widetilde{\ell}(x) - \ell_0(x)] \right| \right] \right. \\
&\quad \left. + \sup_{v \in \mathcal{C}_1(S_\ell(x), 3) \cap \mathbb{S}^{d-1}} \mathbb{E} \left| X_i^T v \cdot X_i^T [\widetilde{\ell}(x) - \ell_0(x)] \right| \right\} \\
&\lesssim r_\pi(n, \delta) \cdot \left\| \widehat{\ell}(x) - \widetilde{\ell}(x) \right\|_2 \frac{r_\ell \|x\|_2}{\kappa_R^2} \cdot \phi_{s_\ell(x)}
\end{aligned}$$

with probability at least $1 - \delta$ when $\log d = o(n)$ and $\log(1/\delta) = o(n)$.

• **Term IX and X:** Under (47), Assumption 5, Lemma E.8, and Lemma E.7, we have that with probability at least $1 - \delta$,

$$\begin{aligned}
\text{Term IX} + \text{Term X} &= \left| \frac{1}{4n} \sum_{i=1}^n \pi(X_i) \left[X_i^T \left(\tilde{\ell}(x) - \ell_0(x) \right) \right]^2 \right| + \left| \frac{1}{4n} \sum_{i=1}^n (\hat{\pi}_i - \pi_i) \left[X_i^T \left(\tilde{\ell}(x) - \ell_0(x) \right) \right]^2 \right| \\
&\leq (1 + r_\pi(n, \delta)) \left| \frac{1}{4n} \sum_{i=1}^n \left[X_i^T \left(\tilde{\ell}(x) - \ell_0(x) \right) \right]^2 \right| \\
&\leq (1 + r_\pi(n, \delta)) r_\ell^2 \|\ell_0(x)\|_2^2 \sup_{v \in \mathcal{C}_2(S_\ell(x), 1) \cap \mathbb{S}^{d-1}} \left[\left| \frac{1}{4n} \sum_{i=1}^n \{(X_i^T v)^2 - \mathbb{E}[(X_i^T v)^2]\} \right| + \left| \frac{1}{4n} \mathbb{E}[(X_1^T v)^2] \right| \right] \\
&\lesssim (1 + r_\pi(n, \delta)) \frac{\|x\|_2^2 r_\ell^2}{\kappa_R^4} \cdot \phi_{s_\ell(x)} \left[\sqrt{\frac{\log(1/\delta) + s_\ell(x) \log(ed/s_\ell(x))}{n}} + 1 \right] \\
&\lesssim (1 + r_\pi(n, \delta)) \frac{\|x\|_2^2 r_\ell^2}{\kappa_R^4} \cdot \phi_{s_\ell(x)}
\end{aligned}$$

when $\log d = o(n)$ and $\log(1/\delta) = o(n)$.

• **Conclusion:** Combining our above calculations yields that with probability at least $1 - \delta$,

$$\begin{aligned}
&\left| \sum_{i=1}^n \hat{\pi}_i \hat{w}_i(x)^2 - x^T \{ \mathbb{E}[\pi(X_1) X_1 X_1^T] \}^{-1} x \right| \\
&\lesssim \frac{\|x\|_2^2}{\kappa_R^2} \sqrt{\frac{\log(1/\delta)}{n}} + \frac{\phi_{s_\ell(x)} \|x\|_2^2}{\kappa_R^4} (r_\pi + r_\ell + r_\pi r_\ell + r_\ell^2 + r_\pi r_\ell^2) \\
&\quad + \frac{\phi_{s_\ell(x)} \|x\|_2}{\kappa_R^2} \left\| \hat{\ell}(x) - \tilde{\ell}(x) \right\|_2 (1 + r_\ell + r_\pi r_\ell) + \phi_{s_\ell(x)} (1 + r_\pi) \left\| \hat{\ell}(x) - \tilde{\ell}(x) \right\|_2.
\end{aligned}$$

By setting $\delta = \frac{1}{nd}$ with our bound for $\left\| \hat{\ell}(x) - \tilde{\ell}(x) \right\|_2$ in Theorem 4, we conclude that

$$\begin{aligned}
&\left| \sum_{i=1}^n \hat{\pi}_i \hat{w}_i(x)^2 - x^T \{ \mathbb{E}[\pi(X_1) X_1 X_1^T] \}^{-1} x \right| \\
&= O_P \left(\frac{\|x\|_2^2}{\kappa_R^2} \sqrt{\frac{\log(nd)}{n}} \right) + O_P \left(\frac{\phi_{s_\ell(x)} \|x\|_2^2}{\kappa_R^4} (r_\pi + r_\ell) \right) \\
&\quad + O_P \left(\phi_{s_\ell(x)} \left[1 + r_\pi + \frac{\|x\|_2}{\kappa_R^2} (1 + r_\ell) \right] \left\| \hat{\ell}(x) - \tilde{\ell}(x) \right\|_2 \right) \\
&= O_P \left(\frac{\|x\|_2^2}{\kappa_R^2} \sqrt{\frac{\log(nd)}{n}} \right) + O_P \left(\frac{\phi_{s_\ell(x)} \|x\|_2^2}{\kappa_R^4} (r_\pi + r_\ell) \right) \\
&\quad + O_P \left(\frac{\phi_{s_\ell(x)} \|x\|_2}{\kappa_R^3} \left[1 + r_\pi + \frac{\|x\|_2}{\kappa_R^2} (1 + r_\ell) \right] \left[\sqrt{\frac{\phi_1 s_\ell(x) \log(nd)}{n}} + \frac{\phi_{s_\ell(x)} r_\ell}{\kappa_R} + \frac{\sqrt{\phi_1 \phi_{s_\ell(x)} s_\ell(x)}}{\kappa_R} \cdot r_\pi \right] \right)
\end{aligned}$$

$= o_P(1)$

when $\|x\|_2^2 \phi_{s_\ell(x)}^2 = O(1)$, $\frac{(1+\kappa_R^3)}{\kappa_R^5} \sqrt{\frac{s_\ell(x) \log(nd)}{n}} = o(1)$, and $\frac{(1+\kappa_R^4)}{\kappa_R^6} [r_\ell + r_\pi \sqrt{s_\ell(x)}] = o(1)$. Therefore, $\sum_{i=1}^n \widehat{\pi}_i \widehat{w}_i(x)^2$ is a consistent estimator of the asymptotic variance $x^T [E(RX_1X_1^T)]^{-1} x$. \square

E.8 Proof of Proposition C.1

Before presenting the proof of Proposition C.1, we first establish the consistency of $\widehat{\theta}$ from the Lasso-type generalized linear regression in the following lemma, which has its own interest.

Lemma E.2 (Consistency of propensity score estimation with Lasso-type generalized linear regression). *Let $\delta \in (0, 1)$ and $A_1, A_2, A_3 > 0$ be some absolute constants. Suppose that Assumptions 2, 7, 8, and 9 hold as well as*

$$d \geq s_\theta + 2, \quad A_1 \phi_{s_\theta} \log \left(\frac{\phi_{s_\theta}}{\rho} \right) \sqrt{\frac{\phi_1 s_\theta \log d}{n}} \leq \frac{\rho}{8}, \quad \text{and} \quad A_2 \exp \left[-\frac{n\rho^2}{\phi_{s_\theta}^2 \log^2 \left(\frac{\phi_{s_\theta}}{\rho} \right)} - \phi_1 s_\theta \log d \right] \leq \delta.$$

(a) If $\zeta \geq \left\| \frac{2}{n} \sum_{i=1}^n \frac{\varphi'(X_i^T \theta_0) [\varphi(X_i^T \theta_0) - R_i] X_i}{\varphi(X_i^T \theta_0) [1 - \varphi(X_i^T \theta_0)]} \right\|_\infty$, then with probability at least $1 - \delta$,

$$\left\| \widehat{\theta} - \theta_0 \right\|_2 \lesssim \frac{\sqrt{s_\theta} \zeta}{\rho}.$$

(b) If, in addition, $\zeta = A_3 A_\varphi \sqrt{\frac{\phi_1 \log(d/\delta)}{n}}$, then with probability at least $1 - \delta$,

$$\left\| \widehat{\theta} - \theta_0 \right\|_2 \lesssim \frac{A_\varphi}{\rho} \sqrt{\frac{\phi_1 s_\theta \log(d/\delta)}{n}}.$$

Proof of Lemma E.2. The proof is partially adopted from Theorem 2 in Cai et al. (2021).

(a) Since $\widehat{\theta}$ minimizes the objective function in (27), we know that

$$\begin{aligned} & -\frac{1}{n} \sum_{i=1}^n R_i \log [\varphi(X_i^T \widehat{\theta})] - \frac{1}{n} \sum_{i=1}^n (1 - R_i) \log [1 - \varphi(X_i^T \widehat{\theta})] + \zeta \left\| \widehat{\theta} \right\|_1 \\ & \leq -\frac{1}{n} \sum_{i=1}^n R_i \log [\varphi(X_i^T \theta_0)] - \frac{1}{n} \sum_{i=1}^n (1 - R_i) \log [1 - \varphi(X_i^T \theta_0)] + \zeta \left\| \theta_0 \right\|_1. \end{aligned}$$

By Taylor's expansion on $\mathcal{L}_\varphi(\theta)$ at θ_0 in the direction of $\widehat{\Delta} = \widehat{\theta} - \theta_0$, we have that

$$\int_0^1 (1-t) \cdot \widehat{\Delta}^T \left[\nabla \nabla \mathcal{L}_\varphi(\theta_0 + t\widehat{\Delta}) \right] \widehat{\Delta} dt \leq -\nabla \mathcal{L}_\varphi(\theta_0)^T \widehat{\Delta} + \zeta \left[\left\| \theta_0 \right\|_1 - \left\| \theta_0 + \widehat{\Delta} \right\|_1 \right]. \quad (49)$$

By Assumption 7(c), we know that the left-hand side of (49) can be lower bounded as:

$$\int_0^1 (1-t) \cdot \widehat{\Delta}^T \left[\nabla \nabla \mathcal{L}_\varphi(\theta_0 + t\widehat{\Delta}) \right] \widehat{\Delta} dt = \frac{1}{n} \sum_{i=1}^n \int_0^1 (1-t) \cdot H(\theta_0 + t\widehat{\Delta}; R_i, X_i) \left(X_i^T \widehat{\Delta} \right)^2 dt > 0.$$

It thus implies that

$$-\nabla \mathcal{L}_\varphi(\theta_0)^T \widehat{\Delta} + \zeta \left[\|\theta_0\|_1 - \|\theta_0 + \widehat{\Delta}\|_1 \right] > 0. \quad (50)$$

In addition, we know that

$$\begin{aligned} \nabla \mathcal{L}_\varphi(\theta_0) &= -\frac{1}{n} \sum_{i=1}^n \frac{R_i X_i \cdot \varphi'(X_i^T \theta_0)}{\varphi(X_i^T \theta_0)} + \frac{1}{n} \sum_{i=1}^n \frac{(1-R_i) X_i \cdot \varphi'(X_i^T \theta_0)}{1 - \varphi(X_i^T \theta_0)} \\ &= \frac{1}{n} \sum_{i=1}^n \frac{\varphi'(X_i^T \theta_0) [\varphi(X_i^T \theta_0) - R_i] X_i}{\varphi(X_i^T \theta_0) [1 - \varphi(X_i^T \theta_0)]}. \end{aligned}$$

By Hölder's inequality and the (reverse) triangle's inequality together with the sparsity of θ_0 under Assumption 9, we know from (50) that

$$\begin{aligned} 0 &\leq \|\nabla \mathcal{L}_\varphi(\theta_0)\|_\infty \|\widehat{\Delta}\|_1 + \zeta \left[\|\theta_{0, S_\theta}\|_1 - \|\theta_{0, S_\theta} + \widehat{\Delta}_{S_\theta}\|_1 - \|\widehat{\Delta}_{S_\theta^c}\|_1 \right] \\ &\leq \frac{\zeta}{2} \left[\|\widehat{\Delta}_{S_\theta}\|_1 + \|\widehat{\Delta}_{S_\theta^c}\|_1 \right] + \zeta \left[\|\widehat{\Delta}_{S_\theta}\|_1 - \|\widehat{\Delta}_{S_\theta^c}\|_1 \right] \\ &= \frac{3\zeta}{2} \|\widehat{\Delta}_{S_\theta}\|_1 - \frac{\zeta}{2} \|\widehat{\Delta}_{S_\theta^c}\|_1, \end{aligned}$$

where $\|\widehat{\Delta}_{S_\theta}\|_1 = \sum_{k \in S_\theta} |\widehat{\Delta}_k|$. It implies that $\|\widehat{\Delta}_{S_\theta^c}\|_1 \leq 3 \|\widehat{\Delta}_{S_\theta}\|_1$ and thus, the estimation error $\widehat{\Delta} = \widehat{\theta} - \theta_0$ lies in the cone $\mathcal{C}_1(S_\theta, 3)$.

Now, by Assumption 9(c), we know that for all $1 \leq i \leq n$,

$$\left| \log H(\theta_0 + t\widehat{\Delta}; R_i, X_i) - \log H(\theta_0; R_i, X_i) \right| \leq A_H \left(|X_i^T \theta_0|^2 + t^2 |X_i^T \widehat{\Delta}|^2 + t |X_i^T \widehat{\Delta}| \right),$$

which implies that for all $1 \leq i \leq n$,

$$\begin{aligned} \exp \left[-A_H \left(|X_i^T \theta_0|^2 + t^2 |X_i^T \widehat{\Delta}|^2 + t |X_i^T \widehat{\Delta}| \right) \right] &\leq \frac{H(\theta_0 + t\widehat{\Delta}; R_i, X_i)}{H(\theta_0; R_i, X_i)} \\ &\leq \exp \left[A_H \left(|X_i^T \theta_0|^2 + t^2 |X_i^T \widehat{\Delta}|^2 + t |X_i^T \widehat{\Delta}| \right) \right]. \end{aligned}$$

Let $K_d(S_\theta) = \mathcal{C}_1(S_\theta, 3) \cap \mathbb{S}^{d-1}$. Thus, for two constants $T_1, T_2 > 0$ that will be determined in Lemma E.3, we obtain that

$$\begin{aligned} &\frac{1}{n} \sum_{i=1}^n \int_0^1 (1-t) \cdot H(\theta_0 + t\widehat{\Delta}; R_i, X_i) \left(X_i^T \widehat{\Delta} \right)^2 dt \\ &\geq \inf_{v \in K_d(S_\theta)} \left[\frac{1}{n} \sum_{i=1}^n \int_0^1 (1-t) \cdot H(\theta_0 + tv; R_i, X_i) \cdot \left(X_i^T v \right)^2 dt \right] \|\widehat{\Delta}\|_2^2 \end{aligned}$$

$$\begin{aligned}
&\geq \inf_{v \in K_d(S_\theta)} \left\{ \frac{1}{n} \sum_{i=1}^n \int_0^1 (1-t) \cdot H(\theta_0; R_i, X_i) \exp \left[-A_H \left(|X_i^T \theta_0|^2 + t^2 |X_i^T v|^2 + t |X_i^T v| \right) \right] \left(X_i^T v \right)^2 dt \right\} \left\| \widehat{\Delta} \right\|_2^2 \\
&\stackrel{(i)}{\geq} \inf_{v \in K_d(S_\theta)} \left\{ \frac{1}{n} \sum_{i=1}^n \int_0^1 (1-t) \cdot H(\theta_0; R_i, X_i) \exp \left[-A_H \left(|X_i^T \theta_0|^2 + t^2 |X_i^T v|^2 + t |X_i^T v| \right) \right] \left(X_i^T v \right)^2 \right. \\
&\quad \left. \times \mathbb{1}_{\{\sqrt{A_H} \cdot t |X_i^T v| \leq T_1\}} dt \right\} \left\| \widehat{\Delta} \right\|_2^2 \\
&\stackrel{(ii)}{\geq} \inf_{v \in K_d(S_\theta)} \left\{ \frac{1}{n} \sum_{i=1}^n \int_0^1 (1-t) \cdot H(\theta_0; R_i, X_i) \exp \left[-A_H |X_i^T \theta_0|^2 - T_1^2 - \sqrt{A_H} T_1 \right] \left(X_i^T v \right)^2 \cdot \mathbb{1}_{\{\sqrt{A_H} \cdot t |X_i^T v| \leq T_1\}} dt \right\} \left\| \widehat{\Delta} \right\|_2^2 \\
&\stackrel{(iii)}{\geq} \inf_{v \in K_d(S_\theta)} \left\{ \frac{1}{n} \sum_{i=1}^n \int_0^1 (1-t) \cdot H(\theta_0; R_i, X_i) \exp \left[-A_H |X_i^T \theta_0|^2 - T_1^2 - \sqrt{A_H} T_1 \right] \left(X_i^T v \right)^2 \cdot \mathbb{1}_{\{\sqrt{A_H} |X_i^T v| \leq T_1\}} dt \right\} \left\| \widehat{\Delta} \right\|_2^2 \\
&= \inf_{v \in K_d(S_\theta)} \left\{ \frac{1}{2n} \sum_{i=1}^n H(\theta_0; R_i, X_i) \exp \left[-A_H |X_i^T \theta_0|^2 - T_1^2 - \sqrt{A_H} T_1 \right] \left(X_i^T v \right)^2 \cdot \mathbb{1}_{\{\sqrt{A_H} |X_i^T v| \leq T_1\}} \right\} \left\| \widehat{\Delta} \right\|_2^2 \\
&\geq \inf_{v \in K_d(S_\theta)} \left\{ \frac{1}{2n} \sum_{i=1}^n H(\theta_0; R_i, X_i) \exp \left[-A_H T_2^2 - T_1^2 - \sqrt{A_H} T_1 \right] \left(X_i^T v \right)^2 \cdot \mathbb{1}_{\{\sqrt{A_H} |X_i^T v| \leq T_1\}} \cdot \mathbb{1}_{\{|X_i^T \theta_0| \leq T_2\}} \right\} \left\| \widehat{\Delta} \right\|_2^2,
\end{aligned}$$

where we multiple the indicator $\mathbb{1}_{\{\sqrt{A_H} \cdot t |X_i^T v| \leq T_1\}} \in \{0, 1\} \leq 1$ to derive (i), plugging in the upper bound T_1 in the indicator $\mathbb{1}_{\{\sqrt{A_H} \cdot t |X_i^T v| \leq T_1\}}$ in the inequality (ii), and take the largest value $t = 1$ in $\mathbb{1}_{\{\sqrt{A_H} \cdot t |X_i^T v| \leq T_1\}}$ to obtain (iii). Notice that by Assumption 9(a,c), there exists some constant $c'_T > 0$ that only depends on $\mathbf{T} = (T_1, T_2)$ such that in the region $\{X_i \in \mathbb{R}^d : |X_i^T \theta_0| \leq T_2\}$,

$$H(\theta_0; R_i, X_i) \geq c'_T$$

for all $i = 1, \dots, n$. In detail, this is because

$$H(\theta_0; R_i, X_i) \geq H(0; R_i, X_i) \exp \left(-A_H |X_i^T \theta_0|^2 \right),$$

while $H(0; R_i, X_i) > 0$ and $X_i^T \theta_0$ is bounded within the region $\{X_i \in \mathbb{R}^d : |X_i^T \theta_0| \leq T_2\}$. Therefore, we can proceed the above display as:

$$\begin{aligned}
&\frac{1}{n} \sum_{i=1}^n \int_0^1 (1-t) \cdot H(\theta_0 + t \widehat{\Delta}; R_i, X_i) \left(X_i^T \widehat{\Delta} \right)^2 dt \\
&\geq \inf_{v \in K_d(S_\theta)} \left\{ \frac{c'_T}{2n} \sum_{i=1}^n \exp \left(-A_H T_2^2 - T_1^2 - \sqrt{A_H} T_1 \right) \left(X_i^T v \right)^2 \cdot \mathbb{1}_{\{\sqrt{A_H} |X_i^T v| \leq T_1\}} \cdot \mathbb{1}_{\{|X_i^T \theta_0| \leq T_2\}} \right\} \left\| \widehat{\Delta} \right\|_2^2 \\
&\equiv \inf_{v \in K_d(S_\theta)} \left[\frac{C_{\mathbf{T}}}{n} \sum_{i=1}^n \left(X_i^T v \right)^2 \cdot \mathbb{1}_{\{\sqrt{A_H} |X_i^T v| \leq T_1\}} \cdot \mathbb{1}_{\{|X_i^T \theta_0| \leq T_2\}} \right] \left\| \widehat{\Delta} \right\|_2^2,
\end{aligned}$$

where $C_{\mathbf{T}} = \frac{c'_T}{2} \exp \left(-A_H T_2^2 - T_1^2 - \sqrt{A_H} T_1 \right) > 0$ is a constant that depends on $A_H > 0$ (thus, the link function φ) and the values of $\mathbf{T} = (T_1, T_2)$. In addition, we consider the truncation function

with $T_1 > 0$ such that

$$h_{T_1}(u) = \begin{cases} u^2 & \text{if } 0 \leq |u| \leq \frac{T_1}{2\sqrt{A_H}}, \\ \left(\frac{T_1}{\sqrt{A_H}} - u\right)^2 & \text{if } \frac{T_1}{2\sqrt{A_H}} \leq |u| \leq \frac{T_1}{\sqrt{A_H}}, \\ 0 & \text{otherwise,} \end{cases} \quad (51)$$

and denote that $f_v(x) = x^T v \cdot \mathbb{1}_{\{|X_i^T \theta_0| \leq T_2\}}$ and $g_v(x) = h_{T_1}(f_v(x))$. Then, we know that

$$\begin{aligned} & \inf_{v \in K_d(S_\theta)} \left[\frac{C_{\mathbf{T}}}{n} \sum_{i=1}^n (X_i^T v)^2 \cdot \mathbb{1}_{\{\sqrt{A_H}|X_i^T v| \leq T_1\}} \cdot \mathbb{1}_{\{|X_i^T \theta_0| \leq T_2\}} \right] \|\widehat{\Delta}\|_2^2 \\ & \geq \inf_{v \in K_d(S_\theta)} \left[\frac{C_{\mathbf{T}}}{n} \sum_{i=1}^n g_v(X_i) \right] \|\widehat{\Delta}\|_2^2. \end{aligned}$$

By Lemma E.3 below, we can take

$$T_1 = \bar{A}_3 \sqrt{A_H \phi_{s_\theta} \log \left(\frac{\phi_{s_\theta}}{\rho} \right)} \quad \text{and} \quad T_2 = \bar{A}_4 \|\theta_0\|_2 \sqrt{\phi_{s_\theta} \log \left(\frac{\phi_{s_\theta}}{\rho} \right)}$$

so that

$$\mathbb{P} \left(\inf_{v \in K_d(S_{\theta, \vartheta}), \|v\|_1 = t} \mathbb{P}_n [g_v(X)] \geq \frac{\rho}{4} - \bar{A}_1 K_1 t \sqrt{\frac{\phi_1 \log d}{n}} \right) \leq \bar{A}_2 \exp \left(-\frac{n\rho^2}{K_1^2} - \phi_1 t^2 \log d \right)$$

with $K_1 = \bar{A}_3 \phi_{s_\theta} \log \left(\frac{\phi_{s_\theta}}{\rho} \right)$, where $\bar{A}_1, \bar{A}_2, \bar{A}_3, \bar{A}_4 > 0$ are some absolute constants. Notice that for any $v \in K_d(S_\theta)$, we know that

$$1 \leq \|v\|_1 \leq 4 \|v_{S_\theta}\|_1 \leq 4\sqrt{s_\theta} \|v\|_2 = 4\sqrt{s_\theta}.$$

Therefore, under the condition that

$$A_1 \phi_{s_\theta} \log \left(\frac{\phi_{s_\theta}}{\rho} \right) \sqrt{\frac{\phi_1 s_\theta \log d}{n}} \leq \frac{\rho}{8} \quad \text{and} \quad A_2 \exp \left[-\frac{n\rho^2}{\phi_{s_\theta}^2 \log^2 \left(\frac{\phi_{s_\theta}}{\rho} \right)} - \phi_1 s_\theta \log d \right] \leq \delta$$

for some absolute constants $A_1, A_2 > 0$, we have that with probability at least $1 - \delta$

$$\begin{aligned} & \frac{1}{n} \sum_{i=1}^n \int_0^1 (1-t) \cdot H(\theta_0 + t\widehat{\Delta}) \left(X_i^T \widehat{\Delta} \right)^2 dt \\ & \geq \inf_{v \in K_d(S_\theta)} \left[\frac{C_{\mathbf{T}}}{n} \sum_{i=1}^n (X_i^T v)^2 \cdot \mathbb{1}_{\{\sqrt{A_H}|X_i^T v| \leq T_1\}} \cdot \mathbb{1}_{\{|X_i^T \theta_0| \leq T_2\}} \right] \|\widehat{\Delta}\|_2^2 \\ & \geq \frac{\rho}{8} \|\widehat{\Delta}\|_2^2. \end{aligned}$$

Substituting the above inequality to (49) yields that with probability at least $1 - \delta$,

$$\begin{aligned} \frac{\rho}{8} \|\widehat{\Delta}\|_2^2 &\leq \frac{\zeta}{2} \|\widehat{\Delta}\|_1 + \zeta \left[\|\widehat{\Delta}_{S_\theta}\|_1 - \|\widehat{\Delta}_{S_\theta^c}\|_1 \right] \\ &\leq \frac{3\zeta}{2} \|\widehat{\Delta}_{S_\theta}\|_1 \\ &\leq \frac{3\zeta\sqrt{s_\theta}}{2} \|\widehat{\Delta}\|_2. \end{aligned}$$

The result follows by dividing $\|\widehat{\Delta}\|_2$ on both side of the above inequality and some rearrangements.

(b) Notice that by law of total expectation,

$$\mathbb{E} \left\{ \frac{2}{n} \sum_{i=1}^n \frac{\varphi'(X_i^T \theta_0) [\varphi(X_i^T \theta_0) - R_i] X_i}{\varphi(X_i^T \theta_0) [1 - \varphi(X_i^T \theta_0)]} \right\} = \mathbb{E} \left\{ \frac{2}{n} \sum_{i=1}^n \frac{X_i \cdot \varphi'(X_i^T \theta_0) \cdot \mathbb{E} [\varphi(X_i^T \theta_0) - R_i | X_i]}{\varphi(X_i^T \theta_0) [1 - \varphi(X_i^T \theta_0)]} \right\} = 0.$$

In addition,

$$\left\| \frac{2}{n} \sum_{i=1}^n \frac{\varphi'(X_i^T \theta_0) [\varphi(X_i^T \theta_0) - R_i] X_i}{\varphi(X_i^T \theta_0) [1 - \varphi(X_i^T \theta_0)]} \right\|_\infty = \max_{1 \leq k \leq d} \left| \frac{2}{n} \sum_{i=1}^n \frac{\varphi'(X_i^T \theta_0) [\varphi(X_i^T \theta_0) - R_i]}{\varphi(X_i^T \theta_0) [1 - \varphi(X_i^T \theta_0)]} \cdot X_{ik} \right|$$

and by (a) and (b) in Assumption 9 together with Remark C.1, we know that

$$\begin{aligned} \frac{\varphi'(X_i^T \theta_0) [\varphi(X_i^T \theta_0) - R_i]}{\varphi(X_i^T \theta_0) [1 - \varphi(X_i^T \theta_0)]} \cdot X_{ik} &= \left[\frac{R_i \varphi'(X_i^T \theta_0)}{\varphi(X_i^T \theta_0)} - \frac{(1 - R_i) \varphi'(X_i^T \theta_0)}{1 - \varphi(X_i^T \theta_0)} \right] X_{ik} \\ &\leq \max \left\{ \frac{\varphi'(X_i^T \theta_0)}{\varphi(X_i^T \theta_0)}, \frac{\varphi'(X_i^T \theta_0)}{1 - \varphi(X_i^T \theta_0)} \right\} |X_{ik}| \\ &\leq A_\varphi |X_{ik}|, \end{aligned}$$

showing that for any fixed k , $\frac{\varphi'(X_i^T \theta_0) [\varphi(X_i^T \theta_0) - R_i]}{\varphi(X_i^T \theta_0) [1 - \varphi(X_i^T \theta_0)]} \cdot X_{ik}$, $i = 1, \dots, n$ are independent and sub-Gaussian random variables with zero means. By Assumptions 2, we also have that

$$\begin{aligned} \max_{1 \leq k \leq d} \left\| \frac{\varphi'(X_i^T \theta_0) [\varphi(X_i^T \theta_0) - R_i]}{\varphi(X_i^T \theta_0) [1 - \varphi(X_i^T \theta_0)]} X_{ik} \right\|_{\psi_2} &\lesssim \max_{1 \leq k \leq d} A_\varphi \|X_{ik}\|_{\psi_2} \\ &\lesssim A_\varphi \sqrt{\phi_1} \end{aligned}$$

for all $1 \leq i \leq n$. Therefore, by the general Hoeffding's inequality (Theorem 2.6.2 in Vershynin 2018), we know that there exists an absolute constant $A_0 > 0$ such that for all $t > 0$,

$$\begin{aligned} &\mathbb{P} \left(\left\| \frac{2}{n} \sum_{i=1}^n \frac{X_i \varphi'(X_i^T \theta_0) [\varphi(X_i^T \theta_0) - R_i]}{\varphi(X_i^T \theta_0) [1 - \varphi(X_i^T \theta_0)]} \right\|_\infty > t \right) \\ &\leq d \cdot \max_{1 \leq k \leq d} \mathbb{P} \left(\left| \frac{2}{n} \sum_{i=1}^n \frac{\varphi'(X_i^T \theta_0) [\varphi(X_i^T \theta_0) - R_i]}{\varphi(X_i^T \theta_0) [1 - \varphi(X_i^T \theta_0)]} \cdot X_{ik} \right| > t \right) \end{aligned}$$

$$\leq 2d \cdot \exp\left(-\frac{nA_0t^2}{A_\varphi\phi_1}\right).$$

Hence, we conclude that with probability at least $1 - \delta$,

$$\left\| \frac{2}{n} \sum_{i=1}^n \frac{X_i \varphi'(X_i^T \theta_0) [\varphi(X_i^T \theta_0) - R_i]}{\varphi(X_i^T \theta_0) [1 - \varphi(X_i^T \theta_0)]} \right\|_\infty \lesssim A_\varphi \sqrt{\frac{\phi_1 \log(d/\delta)}{n}}.$$

Finally, the bound on $\|\widehat{\theta} - \theta_0\|_2$ follows from (a), where we substitute $\zeta = A_3 A_\varphi \sqrt{\frac{\phi_1 \log(d/\delta)}{n}}$ for some absolute constant $A_3 > 0$ into the upper bound of $\|\widehat{\theta} - \theta_0\|_2$. \square

Lemma E.3. *Let $\bar{A}_1, \bar{A}_2, \bar{A}_3 > 0$ be two absolute constants. Under Assumptions 2 and 8, we have that*

$$\mathbb{P} \left(\inf_{v \in K_d(S_\theta, \vartheta), \|v\|_1=t} \mathbb{P}_n [g_v(X)] \leq \frac{\rho}{4} - \bar{A}_1 K_1 t \sqrt{\frac{\phi_1 \log d}{n}} \right) \leq \bar{A}_2 \exp \left(-\frac{n\rho^2}{K_1^2} - \phi_1 t^2 \log d \right),$$

where \mathbb{P}_n is the empirical expectation over n covariate vectors $\{X_1, \dots, X_n\}$, $K_d(S_\theta) = \mathcal{C}_1(S_\theta, \vartheta) \cap \mathbb{S}^{d-1}$, $K_1 = \bar{A}_3 \phi_{s_\theta} \log\left(\frac{\phi_{s_\theta}}{\rho}\right)$, and the function g_v is defined in (51).

Proof of Lemma E.3. The proof is partially adopted from Theorem 2 and Lemma 4 in Cai et al. (2021) as well as Proposition 3 in Negahban et al. (2010). We prove this concentration bound with the following two steps.

1. For any $v \in K_d(S_\theta) = \mathcal{C}_1(S_\theta, \vartheta) \cap \mathbb{S}^{d-1}$, we show that

$$\mathbb{E} [g_v(X)] \geq \frac{\rho}{2}. \quad (52)$$

2. Define the random variable

$$Z(t) = \sup_{v \in K_d(S_\theta, \vartheta), \|v\|_1=t} |\mathbb{P}_n [g_v(X)] - \mathbb{E} [g_v(X)]|.$$

Then, it holds that

$$\mathbb{P} \left(Z(t) \geq \frac{\rho}{4} + \bar{A}_1 K_1 t \sqrt{\frac{\phi_1 \log d}{n}} \right) \leq \bar{A}_2 \exp \left(-\frac{n\rho^2}{K_1^2} - \phi_1 t^2 \log d \right), \quad (53)$$

where $K_1 = \bar{A}_3^2 \phi_{s_\theta} \log\left(\frac{4\phi_{s_\theta}}{\rho}\right)$ and $\bar{A}_1, \bar{A}_2, \bar{A}_3 > 0$ are two absolute constants.

Combining (52) and (53) yields the final result, so it remains to prove these two steps.

Proof of (52). By Assumption 4 (more precisely, Eq.(17)) on $\mathcal{C}_1(S_\theta, 3)$, we know that $\mathbb{E} [(X^T v)^2] \geq$

$\rho \|v\|_2^2 = \rho$ for any $v \in K_d(S_\theta) = \mathcal{C}_1(S_\theta, \vartheta) \cap \mathbb{S}^{d-1}$. Then, it suffices to show that

$$\mathbb{E} [(X^T v)^2 - g_v(X)] \leq \frac{\rho}{2}.$$

Note that $g_v(X) = (X^T v)^2$ when $|X^T \theta_0| \leq T_2$ and $|X^T v| \leq \frac{T_1}{2\sqrt{A_H}}$. Thus, by the union bound, we have that

$$\mathbb{E} [(X^T v)^2 - g_v(X)] \leq \mathbb{E} \left[(X^T v)^2 \cdot \mathbb{1}_{\{|X^T \theta_0| \geq T_2\}} \right] + \mathbb{E} \left[(X^T v)^2 \cdot \mathbb{1}_{\left\{ |X^T v| \geq \frac{T_1}{2\sqrt{A_H}} \right\}} \right].$$

Under Assumption 2, both $X^T v$ and $X^T \theta_0$ are sub-Gaussian random variables. By Cauchy-Schwarz inequality and the sub-Gaussian tail bound, we obtain that

$$\begin{aligned} \mathbb{E} \left[(X^T v)^2 \cdot \mathbb{1}_{\{|X^T \theta_0| \geq T_2\}} \right] &\leq \sqrt{\mathbb{E} \left[(X^T v)^4 \right]} \cdot \sqrt{\mathbb{P}(|X^T \theta_0| \geq T_2)} \\ &\lesssim \sqrt{\left(2\sqrt{\phi_{s_\theta}}\right)^4} \cdot \sqrt{2 \exp\left(-\frac{T_2^2}{\|\theta_0\|_2^2 \phi_{s_\theta}}\right)} \\ &\lesssim \phi_{s_\theta} \exp\left(-\frac{T_2^2}{\|\theta_0\|_2^2 \phi_{s_\theta}}\right) \end{aligned}$$

and

$$\begin{aligned} \mathbb{E} \left[(X^T v)^2 \cdot \mathbb{1}_{\left\{ |X^T v| \geq \frac{T_1}{2\sqrt{A_H}} \right\}} \right] &\leq \sqrt{\mathbb{E} \left[(X^T v)^4 \right]} \cdot \sqrt{\mathbb{P}\left(|X^T v| \geq \frac{T_1}{2\sqrt{A_H}}\right)} \\ &\lesssim \phi_{s_\theta} \exp\left(-\frac{T_1^2}{A_H \phi_{s_\theta}}\right) \end{aligned}$$

for $v \in K_d(S_\theta)$, where $\phi_{s_\theta} = \sup_{\|v\|_0 \leq s, v \in \mathbb{S}^{d-1}} \mathbb{E} \left[(X_i^T v)^2 \right] = \sup_{v \in K_d(S_\theta)} \mathbb{E} \left[(X_i^T v)^2 \right]$ by Lemma E.4.

Therefore, we can take $T_1 = \bar{A}_3 \sqrt{A_H \phi_{s_\theta} \log\left(\frac{\phi_{s_\theta}}{\rho}\right)}$ and $T_2 = \bar{A}_4 \|\theta_0\|_2 \sqrt{\phi_{s_\theta} \log\left(\frac{\phi_{s_\theta}}{\rho}\right)}$ for some absolute constants $\bar{A}_3, \bar{A}_4 > 0$ in order for both of the above two expectations to be less than $\frac{\rho}{4}$. It thus proves (52).

Proof of (53). For any $v \in K_d(S_\theta)$, we know that $\|g_v(X)\|_\infty \leq \frac{T_1^2}{A_H} = \bar{A}_3^2 \phi_{s_\theta} \log\left(\frac{\phi_{s_\theta}}{\rho}\right) := K_1$ for some absolute constant $\bar{A}_3 > 0$. By the bounded differences inequality (Theorem 2.9.1 in Vershynin 2018), we know that

$$\mathbb{P}(Z(t) \geq \mathbb{E}[Z(t)] + z) \leq \exp\left(-\frac{nz^2}{2K_1^2}\right)$$

for any $z > 0$. Taking $z^* = \frac{\rho}{4} + K_1 t \sqrt{\frac{\phi_1 \log d}{n}}$ yields that

$$\mathbb{P}(Z(t) \geq \mathbb{E}[Z(t)] + z^*) \leq \exp \left[-\frac{n}{2K_1^2} \left(\frac{\rho}{4} + K_1 t \sqrt{\frac{\phi_1 \log d}{n}} \right)^2 \right].$$

Hence, in order to prove (53), it suffices to show that

$$\mathbb{E}[Z(t)] \lesssim K_1 t \sqrt{\frac{\phi_1 \log d}{n}}. \quad (54)$$

Given a sequence $\{\omega_i\}_{i=1}^n$ of i.i.d. Rademacher random variables, the standard symmetrization argument (Lemma 6.4.2 in Vershynin 2018) gives that

$$\begin{aligned} \mathbb{E}[Z(t)] &\leq 2\mathbb{E} \left[\sup_{v \in \mathbb{S}^{d-1}, \|v\|_1=t} \left| \frac{1}{n} \sum_{i=1}^n \omega_i g_v(X_i) \right| \right] \\ &= 2\mathbb{E} \left[\sup_{v \in \mathbb{S}^{d-1}, \|v\|_1=t} \left| \frac{1}{n} \sum_{i=1}^n \omega_i h_{T_1}(f_v(X_i)) \right| \right]. \end{aligned}$$

By the definition (51), the function h_{T_1} is Lipschitz with parameter at most $\frac{T_1}{\sqrt{A_H}} = \sqrt{K_1}$, which can be chosen to be smaller than K_1 when we potentially enlarge K_1 to $\max \left\{ 1, \bar{A}_3^2 \phi_{s_\theta} \log \left(\frac{4\phi_{s_\theta}}{\rho} \right) \right\}$ up to an absolute constant. In addition, $h_{T_1}(0) = 0$. Therefore, by the contraction principle (Theorem 6.7.1 in Vershynin 2018), we have that

$$\begin{aligned} \mathbb{E}[Z(t)] &\leq 4K_1 \mathbb{E} \left[\sup_{v \in \mathbb{S}^{d-1}, \|v\|_1=t} \left| \frac{1}{n} \sum_{i=1}^n \omega_i f_v(X_i) \right| \right] \\ &= 4K_1 \mathbb{E} \left[\sup_{v \in \mathbb{S}^{d-1}, \|v\|_1=t} \left| \frac{1}{n} \sum_{i=1}^n \omega_i \cdot X_i^T v \cdot \mathbb{1}_{\{|X_i^T \theta_0| \leq T_2\}} \right| \right] \\ &\leq 4K_1 t \cdot \mathbb{E} \left[\left\| \frac{1}{n} \sum_{i=1}^n \omega_i \cdot X_i \cdot \mathbb{1}_{\{|X_i^T \theta_0| \leq T_2\}} \right\|_\infty \right], \end{aligned} \quad (55)$$

where the last inequality is due to Hölder's inequality. Finally, since $\omega_i \cdot X_i \cdot \mathbb{1}_{\{|X_i^T \theta_0| \leq T_2\}}$, $i = 1, \dots, n$ are centered independent sub-Gaussian random vectors, we apply the standard bounds for sub-Gaussian maxima to obtain that

$$\mathbb{E} \left[\left\| \frac{1}{n} \sum_{i=1}^n \omega_i \cdot X_i \cdot \mathbb{1}_{\{|X_i^T \theta_0| \leq T_2\}} \right\|_\infty \right] \lesssim \sqrt{\frac{\phi_1 \log d}{n}}.$$

Combining with (55) leads to (54), and (53) is thus proved. \square

Proposition C.1. *Let $\delta \in (0, 1)$ and $A_1, A_2, A_3, A_4 > 0$ be some absolute constants. Suppose that*

Assumptions 2, 7, 8, and 9 hold as well as

$$d \geq s_\theta + 2, \quad A_1 \phi_{s_\theta} \log \left(\frac{\phi_{s_\theta}}{\rho} \right) \sqrt{\frac{\phi_1 s_\theta \log d}{n}} \leq \frac{\rho}{8}, \quad \text{and} \quad A_2 \exp \left[-\frac{n\rho^2}{\phi_{s_\theta}^2 \log^2 \left(\frac{\phi_{s_\theta}}{\rho} \right)} - \phi_1 s_\theta \log d \right] \leq \delta.$$

If $\zeta = A_3 A_\varphi \sqrt{\frac{\phi_1 \log(d/\delta)}{n}}$, then the rate of consistency $r_\pi = r_\pi(n, \delta)$ in Assumption 5 can be taken as:

$$r_\pi(n, \delta) = \frac{A_4 L_\varphi A_\varphi}{\rho} \sqrt{\frac{\phi_1 \phi_{s_\theta} s_\theta \log(d/\delta)}{n} \left[\log \left(\frac{n}{\delta} \right) + s_\theta \log \left(\frac{ed}{s_\theta} \right) \right]}.$$

Proof of Proposition C.1. Under the differentiability and Lipschitz conditions on the link function φ guaranteed by Assumption 9, we can utilize the Taylor's theorem to obtain that

$$\begin{aligned} |\widehat{\pi}_i - \pi_i| &= \left| \varphi(X_i^T \widehat{\theta}) - \varphi(X_i^T \theta_0) \right| \\ &\leq L_\varphi \left(\sup_{v \in \mathcal{C}_1(S_\theta, 3) \cap B_d(0, 1)} |X_i^T v| \right) \left\| \widehat{\theta} - \theta_0 \right\|_2 \end{aligned} \quad (56)$$

for all $i = 1, \dots, n$ with probability at least $1 - \delta$, where the last inequality follows from the proof of Lemma E.2 that $\widehat{\theta} - \theta_0 \in \mathcal{C}_1(S_\theta, 3)$ with probability at least $1 - \delta$ when $\zeta = A_3 A_\varphi \sqrt{\frac{\phi_1 \log(d/\delta)}{n}}$. By Lemma E.4, whenever $d \geq s_\theta + 2$, there exists a discrete set $M_{d, \theta} \subset B_d(0, 1)$ with cardinality $|M_{d, \theta}| \leq \frac{3}{2} \left(\frac{5ed}{s_\theta} \right)^{s_\theta}$ such that $\mathcal{C}_1(S_\theta, 3) \cap B_d(0, 1) \subset 10 \cdot \text{conv}(M_{d, \theta})$ and $\|u\|_0 \leq s_\theta$ for all $u \in M_{d, \theta}$. For any $t > 0$, we bound the probability

$$\begin{aligned} \mathbb{P} \left(\max_{1 \leq i \leq n} \sup_{v \in \mathcal{C}_1(S_\theta, 3) \cap B_d(0, 1)} |X_i^T v| > t \right) &\stackrel{(i)}{\leq} n \cdot \mathbb{P} \left(\sup_{v \in 10 \cdot \text{conv}(M_{d, \theta})} |X_i^T v| > t \right) \\ &\stackrel{(ii)}{=} n \cdot \mathbb{P} \left(\sup_{v \in 10M_{d, \theta}} |X_i^T v| > t \right) \\ &\stackrel{(iii)}{\leq} n |M_{d, \theta}| \sup_{v \in 10M_{d, \theta}} \mathbb{P} (|X_i^T v| > t) \\ &\stackrel{(iv)}{\leq} \frac{3n}{2} \left(\frac{5ed}{s_\theta} \right)^{s_\theta} \cdot 2 \exp \left(-\frac{A_0 t^2}{\phi_{s_\theta}} \right) \end{aligned}$$

for some absolute constant $A_0 > 0$, where we apply the union bound in inequalities (i) and (iii), utilize Lemma E.5 that the supremum of a convex function on $\text{conv}(M_{d, \theta})$ is always attained at its vertices which are contained in $M_{d, \theta}$ to obtain the equality (ii), and leverage the sub-Gaussian bound under Assumption 2 to obtain (iv). It implies that

$$\max_{1 \leq i \leq n} \sup_{v \in \mathcal{C}_1(S_\theta, 3) \cap B_d(0, 1)} |X_i^T v| \lesssim \sqrt{\phi_{s_\theta} \left[\log \left(\frac{n}{\delta} \right) + s_\theta \log \left(\frac{ed}{s_\theta} \right) \right]}$$

with probability at least $1 - \delta$. By Lemma E.2, we also know that

$$\|\widehat{\theta} - \theta_0\|_2 \lesssim \frac{A_\varphi}{\rho} \sqrt{\frac{\phi_1 s_\theta \log(d/\delta)}{n}}$$

with probability at least $1 - \delta$. Thus, we proceed (56) with Lemma E.2 as:

$$\begin{aligned} |\widehat{\pi}_i - \pi_i| &\lesssim L_\varphi \sqrt{\phi_{s_\theta} \left[\log\left(\frac{n}{\delta}\right) + s_\theta \log\left(\frac{ed}{s_\theta}\right) \right]} \cdot \|\widehat{\theta} - \theta_0\|_2 \\ &\lesssim \frac{L_\varphi A_\varphi}{\rho} \sqrt{\frac{\phi_1 \phi_{s_\theta} s_\theta \log(d/\delta)}{n} \left[\log\left(\frac{n}{\delta}\right) + s_\theta \log\left(\frac{ed}{s_\theta}\right) \right]} \end{aligned}$$

for all $i = 1, \dots, n$ with probability at least $1 - \delta$. The result follows. \square

E.9 Auxiliary Results

Recall that a cone of dominant coordinates is defined as:

$$\mathcal{C}_q(S, \vartheta) = \left\{ v \in \mathbb{R}^d : \|v_{S^c}\|_q \leq \vartheta \|v_S\|_q \right\},$$

where $\vartheta \in [0, \infty]$. When $\vartheta = \infty$, $\mathcal{C}_q(S, \infty) = \mathbb{R}^d$; when $\vartheta = 0$, $\mathcal{C}_q(S, 0)$ reduces to the linear subspace with $|S|$ -sparse vectors whose nonzero entries are indexed by S in \mathbb{R}^d . The following lemma sheds light on the geometric properties of $\mathcal{C}_q(S, \vartheta)$.

Lemma E.4 (Size of cones of dominated coordinates with respect to the norm $\|\cdot\|_q$). *For any $\vartheta \in [0, \infty]$ and $S \subseteq \{1, \dots, d\}$, we denote the cardinality of S by $s = |S|$. If $d \geq s + 2$, then there exists a set $M_d \subset B_d(0, 1)$ such that $\|m\|_0 \leq s$ for all $m \in M_d$ and*

$$\mathcal{C}_q(S, \vartheta) \cap B_d(0, 1) \subset 2(2 + \vartheta) \text{conv}(M_d) \quad \text{with} \quad |M_d| \leq \frac{3}{2} \left(\frac{5ed}{s} \right)^s,$$

where $|M_d|$ is the cardinality of M_d and $q \geq 1$.

Proof of Lemma E.4. The main part of the proof follows from Lemma 7.1 in Koltchinskii (2011) with generalization to the norm $\|\cdot\|_q$, $q \geq 1$. It yields that

$$|M_d| \leq 5^s \sum_{k=0}^s \binom{d}{k} \leq 5^s \cdot \frac{3d^s}{2s!} \leq \frac{3}{2} \left(\frac{5ed}{s} \right)^s,$$

where the second inequality follows from Proposition 3.6.4 in Giné and Nickl (2021) when $d \geq s + 2$, and the nonasymptotic Stirling's formula is also applied in the third inequality; see Page 52 in Feller (1968). Here, the factor 5^s comes from the covering number of the unit ball; see Corollary 4.2.13 in Vershynin (2018). \square

Lemma E.5 (Maxima of biconvex functions). *Let $f : \mathcal{X} \times \mathcal{Y} \rightarrow \mathbb{R}$ be a biconvex function, i.e., for any fixed $x \in \mathcal{X}, y \in \mathcal{Y}$, the functions $f(\cdot, y), f(x, \cdot)$ are convex. Then,*

$$\sup_{x \in \text{conv}(\mathcal{X})} \sup_{y \in \text{conv}(\mathcal{Y})} f(x, y) = \sup_{x \in \mathcal{X}} \sup_{y \in \mathcal{Y}} f(x, y).$$

Moreover, the identity still holds if we replace f with $|f|$.

Proof of Lemma E.5. The proof is adopted from Lemma 1 in [Geng and Huang \(2000\)](#); see also Section 3.3 in [Gorski et al. \(2007\)](#). For any $x \in \text{conv}(\mathcal{X})$, there exists an integer k and $\lambda_1, \dots, \lambda_k \geq 0$ with $\sum_{i=1}^k \lambda_i = 1$ such that $x = \sum_{i=1}^k \lambda_i x_i$ for some $x_1, \dots, x_k \in \mathcal{X}$. Similarly, for any $y \in \text{conv}(\mathcal{Y})$, there exists an integer m and $\mu_1, \dots, \mu_m \geq 0$ with $\sum_{j=1}^m \mu_j = 1$ such that $y = \sum_{j=1}^m \mu_j y_j$ for some $y_1, \dots, y_m \in \mathcal{Y}$. Thus, by the biconvexity of f and Jensen's inequality, we have that, for any $x \in \text{conv}(\mathcal{X}), y \in \text{conv}(\mathcal{Y})$,

$$f(x, y) \leq \sum_{i=1}^k \sum_{j=1}^m \lambda_i \mu_j f(x_i, y_j) \leq \sum_{i=1}^k \sum_{j=1}^m \lambda_i \mu_j \sup_{x \in \mathcal{X}} \sup_{y \in \mathcal{Y}} f(x, y) = \sup_{x \in \mathcal{X}} \sup_{y \in \mathcal{Y}} f(x, y).$$

It implies that $\sup_{x \in \text{conv}(\mathcal{X})} \sup_{y \in \text{conv}(\mathcal{Y})} f(x, y) \leq \sup_{x \in \mathcal{X}} \sup_{y \in \mathcal{Y}} f(x, y)$. The reverse inequality holds trivially because $\mathcal{X} \subseteq \text{conv}(\mathcal{X}), \mathcal{Y} \subseteq \text{conv}(\mathcal{Y})$. The same arguments still apply when we replace f with $|f|$. The proof is completed. \square

Lemma E.6. *Let $a \geq \sqrt{e}$ and $b, K > 0$ be some constants. If a random variable Z is positive almost surely with the tail bound $\mathbb{P}(Z > t) \leq a \exp\left(-b \min\left\{\frac{t^2}{K^2}, \frac{t}{K}\right\}\right)$ for all $t > 0$, then*

$$\mathbb{E}(Z) \leq 2K \sqrt{\frac{\log a}{b}} + \frac{K \log a}{b} + \frac{K}{b}.$$

Proof of Lemma E.6. By Lemma 1.2.1 in [Vershynin \(2018\)](#), we can bound $\mathbb{E}(Z)$ as:

$$\begin{aligned} \mathbb{E}(Z) &= \int_0^\infty \mathbb{P}(Z > t) dt \\ &\leq \inf_{u_1 > 0} \left[\int_0^{u_1} dt + \int_{u_1}^\infty a \exp\left(-\frac{bt^2}{K^2}\right) dt \right] + \inf_{u_2 > 0} \left[\int_0^{u_2} dt + \int_{u_2}^\infty a \exp\left(-\frac{bt}{K}\right) dt \right] \\ &:= \inf_{u_1 > 0} f(u_1) + \inf_{u_2 > 0} g(u_2), \end{aligned}$$

where $u_1, u_2 > 0$ are two (nonrandom) variables to be optimized, $f(u_1) = u_1 + \int_{u_1}^\infty a \exp\left(-\frac{bt^2}{K^2}\right) dt$, and $g(u_2) = u_2 + \frac{aK}{b} \exp\left(-\frac{bu_2}{K}\right)$. By calculating $f'(u_1)$ and $g'(u_2)$, we know that f attains its minimum at $u_1^* = K \sqrt{\frac{\log a}{b}}$ and g has its minimum at $u_2^* = \frac{K \log a}{b}$. Thus,

$$\mathbb{E}(Z) \leq K \sqrt{\frac{\log a}{b}} + \int_{u_1^*}^\infty \frac{at}{u_1^*} \exp\left(-\frac{bt^2}{K^2}\right) dt + \frac{K \log a}{b} + \frac{K}{b}$$

$$\begin{aligned}
&= K\sqrt{\frac{\log a}{b}} + \frac{aK^2}{2u_1^*b} \exp\left(-\frac{b(u_1^*)^2}{K^2}\right) + \frac{K \log a}{b} + \frac{K}{b} \\
&= K\sqrt{\frac{\log a}{b}} + \frac{K}{2\sqrt{b \log a}} + \frac{K \log a}{b} + \frac{K}{b} \\
&= K\sqrt{\frac{\log a}{b}} \left(1 + \frac{1}{2 \log a}\right) + \frac{K \log a}{b} + \frac{K}{b} \\
&\leq 2K\sqrt{\frac{\log a}{b}} + \frac{K \log a}{b} + \frac{K}{b},
\end{aligned}$$

where we leverage the fact that $a \geq \sqrt{e}$ to obtain the last inequality. The result follows. \square

Lemma E.7. *Let $\vartheta \in [0, \infty]$ and $\delta \in (0, 1)$ be arbitrary. Suppose that Assumption 2 holds. Let $S \subset \{1, \dots, d\}$ with $|S| = s$. If $d \geq s + 2$, then*

$$\mathbb{E} \left[\sup_{v \in \mathcal{C}_1(S, \vartheta) \cap B_d(0, 1)} \left| \frac{1}{n} \sum_{i=1}^n \left\{ (X_i^T v)^2 - \mathbb{E}[(X_i^T v)^2] \right\} \right| \right] \lesssim (2 + \vartheta)^2 \phi_s \left[\sqrt{\frac{s \log(ed/s)}{n}} + \frac{s \log(ed/s)}{n} \right]$$

and with probability at least $1 - \delta$,

$$\begin{aligned}
&\sup_{v \in \mathcal{C}_1(S, \vartheta) \cap B_d(0, 1)} \left| \frac{1}{n} \sum_{i=1}^n \left\{ (X_i^T v)^2 - \mathbb{E}[(X_i^T v)^2] \right\} \right| \\
&\lesssim (2 + \vartheta)^2 \phi_s \left[\sqrt{\frac{\log(1/\delta) + s \log(ed/s)}{n}} + \frac{\log(1/\delta) + s \log(ed/s)}{n} \right].
\end{aligned}$$

In addition, these bounds also apply to

$$\sup_{v \in \mathcal{C}_1(S, \vartheta) \cap B_d(0, 1)} \left| \frac{1}{n} \sum_{i=1}^n \left\{ R_i (X_i^T v)^2 - \mathbb{E}[R_i (X_i^T v)^2] \right\} \right|$$

for the complete-case analysis and

$$\sup_{v \in \mathcal{C}_1(S, \vartheta) \cap B_d(0, 1)} \left| \frac{1}{n} \sum_{i=1}^n \left\{ \frac{R_i}{\pi_i} (X_i^T v)^2 - \mathbb{E} \left[\frac{R_i}{\pi_i} (X_i^T v)^2 \right] \right\} \right|$$

for the IPW analysis with the true propensity scores $\pi_i = \mathbb{P}(R_i = 1 | X_i)$, $i = 1, \dots, n$ under Assumption 1. Finally, the above asymptotic upper bound remains almost identical for

$$\begin{aligned}
&\sup_{\substack{u \in \mathcal{C}_2(S_1, \vartheta_2) \cap \mathbb{S}^{d-1} \\ v \in \mathcal{C}_1(S_2, \vartheta_1) \cap \mathbb{S}^{d-1}}} \left| \frac{1}{n} \sum_{i=1}^n \left\{ (X_i^T u)(X_i^T v) - \mathbb{E}[(X_i^T u)(X_i^T v)] \right\} \right| \\
&\lesssim (2 + \vartheta_1)(2 + \vartheta_2) \phi_s
\end{aligned}$$

$$\times \left[\sqrt{\frac{\log(1/\delta) + s_1 \log(ed/s_1) + s_2 \log(ed/s_2)}{n}} + \frac{\log(1/\delta) + s_1 \log(ed/s_1) + s_2 \log(ed/s_2)}{n} \right]$$

with $|S_1| = s_1$ and $|S_2| = s_2$.

Proof of Lemma E.7. By Lemma E.4, whenever $d \geq s + 2$, there exists a discrete set $M_d \subset B_d(0, 1)$ with cardinality $|M_d| \leq \frac{3}{2} \left(\frac{5ed}{s}\right)^s$ such that $\mathcal{C}_1(S, \vartheta) \cap B_d(0, 1) \subset 2(2 + \vartheta) \text{conv}(M_d)$ and $\|u\|_0 \leq s$ for all $u \in M_d$. For any $t > 0$, we consider the probability

$$\begin{aligned} & \mathbb{P} \left(\sup_{v \in \mathcal{C}_1(S, \vartheta) \cap B_d(0, 1)} \left| \frac{1}{n} \sum_{i=1}^n \left\{ (X_i^T v)^2 - \mathbb{E} [(X_i^T v)^2] \right\} \right| > t \right) \\ & \leq \mathbb{P} \left(\sup_{u, v \in 2(2+\vartheta)\text{conv}(M_d)} \left| \frac{1}{n} \sum_{i=1}^n v^T [X_i X_i^T - \mathbb{E}(X_i X_i^T)] u \right| > t \right). \end{aligned} \quad (57)$$

Notice that $\frac{1}{n} \sum_{i=1}^n v^T [X_i X_i^T - \mathbb{E}(X_i X_i^T)] u$ is an affine function of u (or v) for any fixed $v \in 2(2 + \vartheta)M_d$ (or $u \in 2(2 + \vartheta)M_d$) and is thus biconvex. By Lemma E.5, we know that the supremum of a biconvex function on $\text{conv}(M_d)$ is always attained at its vertices, which are contained in M_d . Hence, we can proceed (57) via the union bound as:

$$\begin{aligned} & \mathbb{P} \left(\sup_{u, v \in 2(2+\vartheta)M_d} \left| \frac{1}{n} \sum_{i=1}^n \left\{ (X_i^T v)(X_i^T u) - \mathbb{E} [(X_i^T v)(X_i^T u)] \right\} \right| > t \right) \\ & \leq |M_d|^2 \sup_{u, v \in 2(2+\vartheta)M_d} \mathbb{P} \left(\left| \frac{1}{n} \sum_{i=1}^n \left\{ (X_i^T v)(X_i^T u) - \mathbb{E} [(X_i^T v)(X_i^T u)] \right\} \right| > t \right) \\ & \leq \frac{9}{4} \left(\frac{5ed}{s}\right)^{2s} \sup_{u, v \in 2(2+\vartheta)M_d} \mathbb{P} \left(\left| \frac{1}{n} \sum_{i=1}^n \left\{ (X_i^T v)(X_i^T u) - \mathbb{E} [(X_i^T v)(X_i^T u)] \right\} \right| > t \right). \end{aligned}$$

Now, we note that under Assumption 2, $(X_i^T v)(X_i^T u) - \mathbb{E} [(X_i^T v)(X_i^T u)]$, $i = 1, \dots, n$ are independent, centered, and sub-exponential random variables for all $u, v \in 2(2 + \vartheta)M_d$, and

$$\begin{aligned} & \max_{1 \leq i \leq n} \left\| v^T X_i X_i^T u - v^T \mathbb{E}(X_i X_i^T) u \right\|_{\psi_1} \\ & \leq \max_{1 \leq i \leq n} \left(\left\| v^T X_i X_i^T u \right\|_{\psi_1} + \left\| v^T \mathbb{E}(X_i X_i^T) u \right\|_{\psi_1} \right) \\ & \lesssim \max_{1 \leq i \leq n} \left(\left\| X_i^T v \right\|_{\psi_2} \left\| X_i^T u \right\|_{\psi_2} + \left\| X_i^T v \right\|_{\psi_2} \left\| X_i^T u \right\|_{\psi_2} \right) \\ & \lesssim (2 + \vartheta)^2 \phi_s, \end{aligned}$$

where we use Lemma E.13 in the second (asymptotic) inequality. Therefore, by Bernstein's inequality (Corollary 2.8.3 in Vershynin 2018), we conclude that there exists an absolute constant $A_0 > 0$ such that for any $t > 0$,

$$\mathbb{P} \left(\sup_{v \in \mathcal{C}_1(S, \vartheta) \cap B_d(0, 1)} \left| \frac{1}{n} \sum_{i=1}^n \left\{ (X_i^T v)^2 - \mathbb{E} [(X_i^T v)^2] \right\} \right| > t \right)$$

$$\leq \frac{9}{2} \left(\frac{5ed}{s} \right)^{2s} \exp \left(-nA_0 \min \left\{ \frac{t^2}{(2+\vartheta)^4\phi_s^2}, \frac{t}{(2+\vartheta)^2\phi_s} \right\} \right).$$

Hence, for any $\delta \in (0, 1)$, we have that with probability at least $1 - \delta$,

$$\begin{aligned} & \sup_{v \in \mathcal{C}_1(S, \vartheta) \cap B_d(0,1)} \left| \frac{1}{n} \sum_{i=1}^n \left\{ (X_i^T v)^2 - \mathbb{E} [(X_i^T v)^2] \right\} \right| \\ & \lesssim (2+\vartheta)^2 \phi_s \left[\sqrt{\frac{\log(1/\delta) + s \log(ed/s)}{n}} + \frac{\log(1/\delta) + s \log(ed/s)}{n} \right]. \end{aligned}$$

Finally, we bound the expectation of the above supremum by Lemma E.6 as:

$$\begin{aligned} & \mathbb{E} \left[\sup_{v \in \mathcal{C}_1(S, \vartheta) \cap B_d(0,1)} \left| \frac{1}{n} \sum_{i=1}^n \left\{ (X_i^T v)^2 - \mathbb{E} [(X_i^T v)^2] \right\} \right| \right] \\ & \lesssim (2+\vartheta)^2 \phi_s \left[\sqrt{\frac{s \log(ed/s)}{n}} + \frac{s \log(ed/s)}{n} \right], \end{aligned}$$

where we set $a = \frac{9}{2} \left(\frac{5ed}{s} \right)^{2s} \geq \sqrt{e}$, $b = nC_0$, and $K = (2+\vartheta)^2 \phi_s$ in Lemma E.6.

As for the complete-case analysis, one can follow the same proof and notice that $R_i X_i, i = 1, \dots, n$ are also sub-Gaussian under Assumption 2 and for all $u, v \in 2(2+\vartheta)M_d$,

$$\begin{aligned} & \max_{1 \leq i \leq n} \left\| R_i (X_i^T v) (X_i^T u) - \mathbb{E} [R_i (X_i^T v) (X_i^T u)] \right\|_{\psi_1} \\ & \leq \max_{1 \leq i \leq n} \left(\|v^T X_i R_i X_i^T u\|_{\psi_1} + \|v^T \mathbb{E} (X_i R_i X_i^T) u\|_{\psi_1} \right) \\ & \lesssim \max_{1 \leq i \leq n} \left(\|X_i^T v\|_{\psi_2} \|X_i^T u\|_{\psi_2} + \|X_i^T v\|_{\psi_2} \|X_i^T u\|_{\psi_2} \right) \\ & \lesssim (2+\vartheta)^2 \phi_s. \end{aligned}$$

As for the IPW analysis under the true propensity scores $\pi_i \equiv \pi(X_i) = \mathbb{P}(R_i = 1 | X_i), i = 1, \dots, n$, we can also calculate that

$$\begin{aligned} & \max_{1 \leq i \leq n} \left\| \frac{R_i}{\pi(X_i)} (X_i^T v) (X_i^T u) - \mathbb{E} \left[\frac{R_i}{\pi(X_i)} (X_i^T v) (X_i^T u) \right] \right\|_{\psi_1} \\ & \leq \max_{1 \leq i \leq n} \left(\left\| v^T X_i \cdot \frac{R_i}{\pi(X_i)} \cdot X_i^T u \right\|_{\psi_1} + \|v^T \mathbb{E} (X_i X_i^T) u\|_{\psi_1} \right) \\ & \lesssim \max_{1 \leq i \leq n} \left(\left\| \frac{R_i}{\sqrt{\pi(X_i)}} \cdot X_i^T v \right\|_{\psi_2} \left\| \frac{R_i}{\sqrt{\pi(X_i)}} \cdot X_i^T u \right\|_{\psi_2} + \|X_i^T v\|_{\psi_2} \|X_i^T u\|_{\psi_2} \right) \\ & \lesssim \left[\mathbb{E} \left(v^T X_i \cdot \frac{R_i}{\pi(X_i)} \cdot X_i^T v \right)^{\frac{1}{2}} \right] \left[\mathbb{E} \left(u^T X_i \cdot \frac{R_i}{\pi(X_i)} \cdot X_i^T u \right)^{\frac{1}{2}} \right] + \left[\mathbb{E} (v^T X_i X_i^T v)^{\frac{1}{2}} \right] \left[\mathbb{E} (u^T X_i X_i^T u)^{\frac{1}{2}} \right] \end{aligned}$$

$$\begin{aligned} &\lesssim \left[\mathbb{E} (v^T X_i X_i^T v)^{\frac{1}{2}} \right] \left[\mathbb{E} (u^T X_i X_i^T u)^{\frac{1}{2}} \right] \\ &\lesssim (2 + \vartheta)^2 \phi_s, \end{aligned}$$

where we leverage the fact that propensity scores $\pi(X_i), i = 1, \dots, n$ are nonnegative and apply the law of total expectation. \square

Lemma E.8. *Under Definition 1 and Assumption 6, we have that*

$$\ell_0(x) \in \mathcal{C}_2(S_\ell(x), \vartheta_\ell) = \left\{ v \in \mathbb{R}^d : \|v_{S_\ell(x)^c}\|_2 \leq \vartheta_\ell \|v_{S_\ell(x)}\|_2 \right\} \quad \text{with} \quad \vartheta_\ell = \frac{r_\ell}{\sqrt{1 - r_\ell^2}}$$

for any $r_\ell \in [0, 1]$. Moreover, if $0 \leq r_\ell \leq \frac{1}{2}$, then

$$\left\| M^T \left(\tilde{\ell}(x) - \ell_0(x) \right) \right\|_2 \leq \sup_{v \in \mathcal{C}_2(S_\ell(x), 1) \cap B_d(0, 10r_\ell \|\ell_0(x)\|_2)} \|M^T v\|_2$$

for any matrix $M \in \mathbb{R}^{d \times k}$.

Lemma E.8. The proof is modified from Lemma 24 in [Giessing and Wang \(2023\)](#). By Assumption 6, we know that

$$\left\| \tilde{\ell}(x) - \ell_0(x) \right\|_2^2 = \sum_{k \in S_\ell(x)^c} [\ell_0(x)]_k^2 \leq r_\ell^2 \|\ell_0(x)\|_2^2 = r_\ell^2 \left(\sum_{k \in S_\ell(x)} [\ell_0(x)]_k^2 + \sum_{k \in S_\ell(x)^c} [\ell_0(x)]_k^2 \right).$$

Some rearrangements show that $\sum_{k \in S_\ell(x)^c} [\ell_0(x)]_k^2 \leq \frac{r_\ell^2}{1 - r_\ell^2} \sum_{k \in S_\ell(x)} [\ell_0(x)]_k^2$, that is,

$$\left\| [\ell_0(x)]_{S_\ell(x)^c} \right\|_2 \leq \frac{r_\ell}{\sqrt{1 - r_\ell^2}} \left\| [\ell_0(x)]_{S_\ell(x)} \right\|_2.$$

Let $S_\ell := S_\ell(x)$ in the sequel. We know that

$$\ell_0(x) - \tilde{\ell}(x) = \left(0_{S_\ell}, [\ell_0(x)]_{S_\ell^c} \right) \quad \text{with} \quad \ell_0(x) \in \mathcal{C}_2(S_\ell(x), \vartheta_\ell).$$

In addition, for any $v \in \mathcal{C}_2(S_\ell(x), \vartheta_\ell)$, we have that

$$u = t \left(v_{S_\ell}, 0_{S_\ell^c} \right) + \left(0_{S_\ell}, v_{S_\ell^c} \right) \in \mathcal{C}_2(S_\ell(x), 1) \quad \text{when} \quad |t| \geq \vartheta_\ell = \frac{r_\ell}{\sqrt{1 - r_\ell^2}},$$

because

$$\|u_{S_\ell^c}\|_2 = \|v_{S_\ell^c}\|_2 \leq \vartheta_\ell \|v_{S_\ell}\|_2 \leq |t| \cdot \|v_{S_\ell}\|_2 = \|u_{S_\ell}\|_2.$$

As a result, we obtain that

$$\begin{aligned}
\frac{1}{1+r_\ell} \cdot \tilde{\ell}(x) - \frac{1}{1-r_\ell} \cdot \ell_0(x) &= -\frac{2r_\ell}{1-r_\ell^2} \cdot \tilde{\ell}(x) - \frac{1}{1-r_\ell} [\ell_0(x) - \tilde{\ell}(x)] \\
&= -\frac{2r_\ell}{1-r_\ell^2} \left([\ell_0(x)]_{S_\ell}, 0_{S_\ell^c} \right) - \frac{1}{1-r_\ell} \left(0_{S_\ell}, [\ell_0(x)]_{S_\ell^c} \right) \\
&\in \mathcal{C}_2(S_\ell(x), 1),
\end{aligned}$$

since $\frac{2r_\ell}{1-r_\ell^2}(1-r_\ell) \geq \frac{r_\ell}{\sqrt{1-r_\ell^2}}$ when $0 \leq r_\ell \leq \frac{3}{5}$. Similarly,

$$\begin{aligned}
\frac{1}{1+2r_\ell} \cdot \tilde{\ell}(x) - \ell_0(x) &= -\frac{2r_\ell}{1+2r_\ell} \cdot \tilde{\ell}(x) - [\ell_0(x) - \tilde{\ell}(x)] \\
&= -\frac{2r_\ell}{1+2r_\ell} \left([\ell_0(x)]_{S_\ell}, 0_{S_\ell^c} \right) - \left(0_{S_\ell}, [\ell_0(x)]_{S_\ell^c} \right) \\
&\in \mathcal{C}_2(S_\ell(x), 1),
\end{aligned}$$

since $\frac{2r_\ell}{1+2r_\ell} \geq \frac{r_\ell}{\sqrt{1-r_\ell^2}}$ when $0 \leq r_\ell \leq \frac{1}{2}$. Now, we notice that

$$\left\| M^T [\ell_0(x) - \tilde{\ell}(x)] \right\|_2^2 = \left\| M^T \ell_0(x) \right\|_2^2 + \left\| M^T \tilde{\ell}(x) \right\|_2^2 - 2 \left[M^T \tilde{\ell}(x) \right]^T \left[M^T \ell_0(x) \right]. \quad (58)$$

Case I: If $\tilde{\ell}(x)^T M M^T \ell_0(x) \leq 0$, then the right-hand side of (58) can be upper bounded by

$$\begin{aligned}
&\left\| M^T \ell_0(x) \right\|_2^2 + \left\| M^T \tilde{\ell}(x) \right\|_2^2 - 2 \left[M^T \tilde{\ell}(x) \right]^T \left[M^T \ell_0(x) \right] \\
&\stackrel{(i)}{\leq} (1+r_\ell)^2 \left[\frac{1}{(1+r_\ell)^2} \left\| M^T \tilde{\ell}(x) \right\|_2^2 + \frac{1}{(1-r_\ell)^2} \left\| M^T \ell_0(x) \right\|_2^2 - \frac{2}{1-r_\ell^2} \cdot \tilde{\ell}(x)^T M M^T \ell_0(x) \right] \\
&= (1+r_\ell)^2 \left[\frac{1}{1+r_\ell} \cdot \tilde{\ell}(x) - \frac{1}{1-r_\ell} \cdot \ell_0(x) \right]^T M M^T \left[\frac{1}{1+r_\ell} \cdot \tilde{\ell}(x) - \frac{1}{1-r_\ell} \cdot \ell_0(x) \right] \\
&\stackrel{(ii)}{\leq} (1+r_\ell)^2 \sup_{v \in \mathcal{C}_2(S_\ell(x), 1) \cap B_d(0, 5r_\ell \|\ell_0(x)\|_2)} \left\| M^T v \right\|_2^2 \\
&\leq \sup_{v \in \mathcal{C}_2(S_\ell(x), 1) \cap B_d(0, 10r_\ell \|\ell_0(x)\|_2)} \left\| M^T v \right\|_2^2,
\end{aligned}$$

where the inequality (i) follows from the facts that $(1+r_\ell)^2 \geq 1$, $(1+r_\ell)^2 \geq 1-r_\ell^2$, and we compute that

$$\begin{aligned}
\left\| \frac{1}{1+r_\ell} \cdot \tilde{\ell}(x) - \frac{1}{1-r_\ell} \cdot \ell_0(x) \right\|_2 &= \left\| -\frac{2r_\ell}{1-r_\ell^2} \cdot \tilde{\ell}(x) - \frac{1}{1-r_\ell} [\ell_0(x) - \tilde{\ell}(x)] \right\|_2 \\
&\leq r_\ell \left(\frac{2}{1-r_\ell^2} + \frac{1}{1-r_\ell} \right) \|\ell_0(x)\|_2 \\
&\leq 5r_\ell \|\ell_0(x)\|_2
\end{aligned}$$

for any $0 \leq r_\ell \leq \frac{1}{2}$ to obtain the inequality (ii).

Case II: If $\tilde{\ell}(x)^T M M^T \ell_0(x) > 0$, then the right-hand side of (58) can be upper bounded by

$$\begin{aligned}
& \left\| M^T \ell_0(x) \right\|_2^2 + \left\| M^T \tilde{\ell}(x) \right\|_2^2 - 2 \left[M^T \tilde{\ell}(x) \right]^T \left[M^T \ell_0(x) \right] \\
& \stackrel{\text{(iii)}}{\leq} (1 + 2r_\ell)^2 \left[\frac{1}{(1 + 2r_\ell)^2} \left\| M^T \tilde{\ell}(x) \right\|_2^2 + \left\| M^T \ell_0(x) \right\|_2^2 - \frac{2}{1 + 2r_\ell} \cdot \tilde{\ell}(x)^T M M^T \ell_0(x) \right] \\
& = (1 + 2r_\ell)^2 \left[\frac{1}{1 + 2r_\ell} \cdot \tilde{\ell}(x) - \ell_0(x) \right]^T M M^T \left[\frac{1}{1 + 2r_\ell} \cdot \tilde{\ell}(x) - \ell_0(x) \right] \\
& \stackrel{\text{(iv)}}{\leq} (1 + 2r_\ell)^2 \sup_{v \in \mathcal{C}_2(S_\ell(x), 1) \cap B_d(0, 3r_\ell \|\ell_0(x)\|_2)} \left\| M^T v \right\|_2^2 \\
& \leq \sup_{v \in \mathcal{C}_2(S_\ell(x), 1) \cap B_d(0, 6r_\ell \|\ell_0(x)\|_2)} \left\| M^T v \right\|_2^2,
\end{aligned}$$

where the inequality (iii) follows from

$$\begin{aligned}
\left[(1 + 2r_\ell)^2 - 1 \right] \left\| M^T \ell_0(x) \right\|_2^2 &= (4r_\ell^2 + 4r_\ell) \left\| M^T \ell_0(x) \right\|_2^2 \\
&\geq 4r_\ell \left[M^T \tilde{\ell}(x) \right]^T \left[M^T \ell_0(x) \right]
\end{aligned}$$

by Cauchy-Schwartz inequality, and we calculate that

$$\begin{aligned}
\left\| \frac{1}{1 + 2r_\ell} \cdot \tilde{\ell}(x) - \ell_0(x) \right\|_2 &= \left\| -\frac{2r_\ell}{1 + r_\ell} \cdot \tilde{\ell}(x) - \left[\ell_0(x) - \tilde{\ell}(x) \right] \right\|_2 \\
&\leq r_\ell \left(\frac{2}{1 + 2r_\ell} + 1 \right) \|\ell_0(x)\|_2 \\
&\leq 3r_\ell \|\ell_0(x)\|_2
\end{aligned}$$

to obtain the inequality (iv). Therefore, we combine the above two cases with (58) to conclude that

$$\left\| M^T \left(\tilde{\ell}(x) - \ell_0(x) \right) \right\|_2 \leq \sup_{v \in \mathcal{C}_2(S_\ell(x), 1) \cap B_d(0, 10r_\ell \|\ell_0(x)\|_2)} \left\| M^T v \right\|_2$$

for any matrix $M \in \mathbb{R}^{d \times k}$ and $0 \leq r_\ell \leq \frac{1}{2}$. □

Lemma E.9 (Restricted cone and cross polytope property). *Let $a_0 > 1$ be some absolute constant. Under Assumptions 4 and 6, if*

$$\left\| \frac{1}{2n} \sum_{i=1}^n \hat{\pi}_i \cdot \ell_0(x)^T X_i X_i + x \right\|_\infty \leq \frac{\gamma}{a_0 n} \quad \text{and} \quad \sup_{v \in \mathcal{C}_2(S_\ell(x), \vartheta_\ell) \cap B_d(0, 1)} \left| \frac{1}{n} \sum_{i=1}^n \hat{\pi}_i \left[X_i^T v \right]^2 \right| \leq \frac{\nu}{a_0 n} \quad (59)$$

with $\vartheta_\ell = \frac{r_\ell}{\sqrt{1-r_\ell^2}}$, then

$$\sum_{k \in S_\ell(x)^c} \left| \widehat{\ell}_k(x) \right| \leq \frac{4r_\ell^2 \|x\|_2^2}{(a_0 - 1)\kappa_R^4} \cdot \frac{\nu}{\gamma} + \left(\frac{a_0 + 1}{a_0 - 1} \right) \sum_{k \in S_\ell(x)^c} \left| \widehat{\ell}_k(x) - \widetilde{\ell}_k(x) \right|$$

so that

$$\widehat{\ell}(x) - \widetilde{\ell}(x) \in \mathcal{C}_1 \left(S_\ell(x), 2 \left(\frac{a_0 + 1}{a_0 - 1} \right) \right) \cup B_d^{(1)} \left(0, \frac{(a_0^2 + 1)r_\ell^2 \|x\|_2^2}{(a_0 - 1)\kappa_R^4} \cdot \frac{\nu}{\gamma} \right),$$

where $B_d^{(1)}(0, r) = \{v \in \mathbb{R}^d : \|v\|_1 \leq r\}$.

Remark E.2. The same results hold true when the estimated propensity scores $\widehat{\pi}_i, i = 1, \dots, n$ are replaced by the true ones $\pi_i, i = 1, \dots, n$.

Proof of Lemma E.9. The proof is modified from the original arguments of Lemma 24 in [Giessing and Wang \(2023\)](#). Since $\widehat{\ell}(x)$ minimizes the objective function of the dual problem (8), we know that

$$\frac{1}{4n} \sum_{i=1}^n \widehat{\pi}_i \left[X_i^T \widehat{\ell}(x) \right]^2 + x^T \widehat{\ell}(x) + \frac{\gamma}{n} \left\| \widehat{\ell}(x) \right\|_1 \leq \frac{1}{4n} \sum_{i=1}^n \widehat{\pi}_i \left[X_i^T \widetilde{\ell}(x) \right]^2 + x^T \widetilde{\ell}(x) + \frac{\gamma}{n} \left\| \widetilde{\ell}(x) \right\|_1.$$

Taking Taylor's expansion at $\ell_0(x)$ on both sides of the above inequality gives us that

$$\begin{aligned} & \frac{1}{4n} \sum_{i=1}^n \widehat{\pi}_i \left[\widehat{\ell}(x) - \ell_0(x) \right]^T X_i X_i^T \left[\widehat{\ell}(x) - \ell_0(x) \right] \\ & + \left[\frac{1}{2n} \sum_{i=1}^n \widehat{\pi}_i X_i X_i^T \ell_0(x) + x \right]^T \left[\widehat{\ell}(x) - \ell_0(x) \right] + \frac{\gamma}{n} \left\| \widehat{\ell}(x) \right\|_1 \\ & \leq \frac{1}{4n} \sum_{i=1}^n \widehat{\pi}_i \left[\widetilde{\ell}(x) - \ell_0(x) \right]^T X_i X_i^T \left[\widetilde{\ell}(x) - \ell_0(x) \right] \\ & + \left[\frac{1}{2n} \sum_{i=1}^n \widehat{\pi}_i X_i X_i^T \ell_0(x) + x \right]^T \left[\widetilde{\ell}(x) - \ell_0(x) \right] + \frac{\gamma}{n} \left\| \widetilde{\ell}(x) \right\|_1. \end{aligned}$$

Some rearrangements show that

$$\begin{aligned} 0 & \leq \frac{1}{4n} \sum_{i=1}^n \widehat{\pi}_i \left[\widehat{\ell}(x) - \ell_0(x) \right]^T X_i X_i^T \left[\widehat{\ell}(x) - \ell_0(x) \right] \\ & \leq \frac{1}{4n} \sum_{i=1}^n \widehat{\pi}_i \left[\widetilde{\ell}(x) - \ell_0(x) \right]^T X_i X_i^T \left[\widetilde{\ell}(x) - \ell_0(x) \right] + \left[\frac{1}{2n} \sum_{i=1}^n \widehat{\pi}_i X_i X_i^T \ell_0(x) + x \right]^T \left[\widetilde{\ell}(x) - \widehat{\ell}(x) \right] \\ & \quad + \frac{\gamma}{n} \left\| \widetilde{\ell}(x) \right\|_1 - \frac{\gamma}{n} \left\| \widehat{\ell}(x) \right\|_1 \\ & \stackrel{(i)}{\leq} \frac{r_\ell^2 \nu}{4a_0 n} \left\| \ell_0(x) \right\|_2^2 + \frac{\gamma}{a_0 n} \left\| \widehat{\ell}(x) - \widetilde{\ell}(x) \right\|_1 + \frac{\gamma}{n} \left\| \widetilde{\ell}(x) \right\|_1 - \frac{\gamma}{n} \left\| \widehat{\ell}(x) \right\|_1 \end{aligned}$$

$$\begin{aligned}
&\stackrel{\text{(ii)}}{\leq} \frac{r_\ell^2 \nu \|x\|_2^2}{a_0 \cdot n \cdot \kappa_R^4} + \frac{\gamma}{a_0 n} \left[\left\| \left[\widehat{\Delta}(x) \right]_{S_\ell(x)} \right\|_1 + \left\| \left[\widehat{\Delta}(x) \right]_{S_\ell(x)^c} \right\|_1 \right] \\
&\quad + \frac{\gamma}{n} \left\| \left[\tilde{\ell}(x) \right]_{S_\ell(x)} \right\|_1 - \frac{\gamma}{n} \left\| \left[\widehat{\Delta}(x) \right]_{S_\ell(x)} + \left[\tilde{\ell}(x) \right]_{S_\ell(x)} \right\|_1 - \frac{\gamma}{n} \left\| \left[\widehat{\Delta}(x) \right]_{S_\ell(x)^c} \right\|_1 \\
&\stackrel{\text{(iii)}}{\leq} \frac{r_\ell^2 \nu \|x\|_2^2}{a_0 \cdot n \cdot \kappa_R^4} + \frac{\gamma}{a_0 n} \left[\left\| \left[\widehat{\Delta}(x) \right]_{S_\ell(x)} \right\|_1 + \left\| \left[\widehat{\Delta}(x) \right]_{S_\ell(x)^c} \right\|_1 \right] + \frac{\gamma}{n} \left\| \left[\widehat{\Delta}(x) \right]_{S_\ell(x)} \right\|_1 - \frac{\gamma}{n} \left\| \left[\widehat{\Delta}(x) \right]_{S_\ell(x)^c} \right\|_1,
\end{aligned}$$

where we utilize our condition (59) to obtain the inequality (i), denote $\widehat{\Delta}(x) = \widehat{\ell}(x) - \tilde{\ell}(x)$ and apply Assumption 4 in the inequality (ii), and leverage the reverse triangle's inequality in (iii). Hence,

$$0 \leq \frac{r_\ell^2 \nu \|x\|_2^2}{a_0 \cdot n \cdot \kappa_R^4} + \frac{(1+a_0)\gamma}{a_0 \cdot n} \left\| \left[\widehat{\Delta}(x) \right]_{S_\ell(x)} \right\|_1 - \frac{(a_0-1)\gamma}{a_0 \cdot n} \left\| \left[\widehat{\Delta}(x) \right]_{S_\ell(x)^c} \right\|_1,$$

which implies that

$$\left\| \left[\widehat{\Delta}(x) \right]_{S_\ell(x)^c} \right\|_1 \leq \frac{r_\ell^2 \|x\|_2^2}{(a_0-1)\kappa_R^4} \cdot \frac{\nu}{\gamma} + \left(\frac{a_0+1}{a_0-1} \right) \left\| \left[\widehat{\Delta}(x) \right]_{S_\ell(x)} \right\|_1.$$

On the one hand, if $\frac{r_\ell^2 \|x\|_2^2}{(a_0-1)\kappa_R^4} \cdot \frac{\nu}{\gamma} \leq \left(\frac{a_0+1}{a_0-1} \right) \sum_{k \in S_\ell(x)} \left| \widehat{\ell}_k(x) - \tilde{\ell}_k(x) \right|$, then

$$\left\| \left[\widehat{\Delta}(x) \right]_{S_\ell(x)^c} \right\|_1 \leq 2 \left(\frac{a_0+1}{a_0-1} \right) \left\| \left[\widehat{\Delta}(x) \right]_{S_\ell(x)} \right\|_1 \quad \text{so that} \quad \widehat{\ell}(x) - \tilde{\ell}(x) \in \mathcal{C}_1 \left(S_\ell(x), 2 \left(\frac{a_0+1}{a_0-1} \right) \right).$$

On the other hand, if $\frac{r_\ell^2 \|x\|_2^2}{(a_0-1)\kappa_R^4} \cdot \frac{\nu}{\gamma} > \left(\frac{a_0+1}{a_0-1} \right) \sum_{k \in S_\ell(x)} \left| \widehat{\ell}_k(x) - \tilde{\ell}_k(x) \right|$, then

$$\left\| \widehat{\ell}(x) - \tilde{\ell}(x) \right\|_1 \leq \frac{(a_0^2+1)r_\ell^2 \|x\|_2^2}{(a_0-1)\kappa_R^4} \cdot \frac{\nu}{\gamma}.$$

Thus, we conclude that

$$\widehat{\ell}(x) - \tilde{\ell}(x) \in \mathcal{C}_1 \left(S_\ell(x), 2 \left(\frac{a_0+1}{a_0-1} \right) \right) \cup B_d^{(1)} \left(0, \frac{(a_0^2+1)r_\ell^2 \|x\|_2^2}{(a_0-1)\kappa_R^4} \cdot \frac{\nu}{\gamma} \right).$$

The proof is completed. \square

Lemma E.10. *Let $\vartheta, r_0, r_1 \in (0, \infty)$ and $\delta \in (0, 1)$ be arbitrary. Suppose that Assumption 2 holds. Let $S, \tilde{S} \subset \{1, \dots, d\}$ with $|S| = s$ and $|\tilde{S}| = \tilde{s}$. If $d \geq s + 2$, then with probability at least $1 - \delta$,*

$$\begin{aligned}
&\sup_{v \in [\mathcal{C}_1(S, \vartheta) \cup B_d^{(1)}(0, r_1)] \cap B_d(0, r_0)} \left| \frac{1}{n} \sum_{i=1}^n \{(X_i^T v)^2 - \mathbb{E}[(X_i^T v)^2]\} \right| \\
&\lesssim r_0^2 (2 + \vartheta)^2 \phi_s \left[\sqrt{\frac{\log(1/\delta) + s \log(ed/s)}{n}} + \frac{\log(1/\delta) + s \log(ed/s)}{n} \right] + r_1^2 \phi_1 \left[\sqrt{\frac{\log(d/\delta)}{n}} + \frac{\log(d/\delta)}{n} \right].
\end{aligned}$$

In particular, when $r_0 \geq r_1$, we further have that with probability at least $1 - \delta$,

$$\begin{aligned} & \sup_{v \in [\mathcal{C}_1(S, \vartheta) \cup B_d^{(1)}(0, r_1)] \cap B_d(0, r_0)} \left| \frac{1}{n} \sum_{i=1}^n \{(X_i^T v)^2 - \mathbb{E}[(X_i^T v)^2]\} \right| \\ & \lesssim r_0^2 (2 + \vartheta)^2 \phi_s \left[\sqrt{\frac{\log(1/\delta) + s \log(ed/s)}{n}} + \frac{\log(1/\delta) + s \log(ed/s)}{n} \right]. \end{aligned}$$

Similarly, if $d \geq \max\{s, \tilde{s}\} + 2$, then with probability at least $1 - \delta$,

$$\begin{aligned} & \sup_{\substack{u \in \mathcal{C}_2(\tilde{S}, \vartheta) \cap B_d(0, 1) \\ v \in [\mathcal{C}_1(S, \vartheta) \cup B_d^{(1)}(0, r_1)] \cap B_d(0, r_0)}} \frac{1}{n} \sum_{i=1}^n |X_i^T u| |X_i^T v| \\ & \lesssim [r_0(2 + \vartheta)^2 + r_1] \sqrt{\phi_{\tilde{s}} \cdot \phi_1} \left[\sqrt{\frac{\log(1/\delta) + s \log(ed/s)}{n}} + \frac{\log(1/\delta) + s \log(ed/s)}{n} + 1 \right]. \end{aligned}$$

Remark E.3. Notice that the structure of $\mathcal{C}_1(S, \vartheta) \cup B_d^{(1)}(0, r_1)$ is no more complicated than the cone of dominated coordinates $\mathcal{C}_1(S, \vartheta)$. The supremum of a (bi)convex function over the L_1 -ball $B_d^{(1)}(0, r_1)$ is always attained at its vertex set $r_1 \cdot \{e_1, \dots, e_d\}$ with e_1, \dots, e_d being the standard basis vectors in \mathbb{R}^d , leading to a simpler discretization than the one for $\mathcal{C}_1(S, \vartheta)$ in Lemma E.4. Hence, the probabilistic bounds for taking the supremum over $\mathcal{C}_1(S, \vartheta) \cup B_d^{(1)}(0, r_1)$ in Lemma E.10 are dominated by the probabilistic bounds for taking the supremum over a cone of dominant coordinates $\mathcal{C}_1(S, \vartheta)$ in Lemma E.7.

Proof of Lemma E.10. We first notice that

$$\begin{aligned} & \sup_{v \in [\mathcal{C}_1(S, \vartheta) \cup B_d^{(1)}(0, r_1)] \cap B_d(0, r_0)} \left| \frac{1}{n} \sum_{i=1}^n \{(X_i^T v)^2 - \mathbb{E}[(X_i^T v)^2]\} \right| \\ & \leq \underbrace{\sup_{v \in \mathcal{C}_1(S, \vartheta) \cap B_d(0, r_0)} \left| \frac{1}{n} \sum_{i=1}^n \{(X_i^T v)^2 - \mathbb{E}[(X_i^T v)^2]\} \right|}_{\text{Term I}} \\ & \quad + \underbrace{\sup_{v \in B_d^{(1)}(0, r_1) \cap B_d(0, r_0)} \left| \frac{1}{n} \sum_{i=1}^n \{(X_i^T v)^2 - \mathbb{E}[(X_i^T v)^2]\} \right|}_{\text{Term II}}. \end{aligned} \tag{60}$$

- **Term I:** We know from Lemma E.7 that

$$\begin{aligned} & \sup_{v \in \mathcal{C}_1(S, \vartheta) \cap B_d(0, r_0)} \left| \frac{1}{n} \sum_{i=1}^n \{(X_i^T v)^2 - \mathbb{E}[(X_i^T v)^2]\} \right| \\ & \leq r_0^2 \sup_{v \in \mathcal{C}_1(S, \vartheta) \cap B_d(0, 1)} \left| \frac{1}{n} \sum_{i=1}^n \{(X_i^T v)^2 - \mathbb{E}[(X_i^T v)^2]\} \right| \end{aligned}$$

$$\lesssim r_0^2 (2 + \vartheta)^2 \phi_s \left[\sqrt{\frac{\log(1/\delta) + s \log(ed/s)}{n}} + \frac{\log(1/\delta) + s \log(ed/s)}{n} \right].$$

• **Term II:** Note that

$$\begin{aligned} & \sup_{v \in B_d^{(1)}(0, r_1) \cap B_d(0, r_0)} \left| \frac{1}{n} \sum_{i=1}^n \{(X_i^T v)^2 - \mathbb{E}[(X_i^T v)^2]\} \right| \\ &= \sup_{u, v \in B_d^{(1)}(0, r_1) \cap B_d(0, r_0)} \left| \frac{1}{n} \sum_{i=1}^n \{(X_i^T u)(X_i^T v) - \mathbb{E}[(X_i^T u)(X_i^T v)]\} \right| \\ &\leq \sup_{u, v \in B_d^{(1)}(0, r_1)} \left| \frac{1}{n} \sum_{i=1}^n \{(X_i^T u)(X_i^T v) - \mathbb{E}[(X_i^T u)(X_i^T v)]\} \right|. \end{aligned} \quad (61)$$

Since $\frac{1}{n} \sum_{i=1}^n \{(X_i^T u)(X_i^T v) - \mathbb{E}[(X_i^T u)(X_i^T v)]\}$ is a biconvex function with respect to u, v , we know from Lemma E.5 that the supremum is attained at the vertex set

$$\left\{ x \in \mathbb{R}^d : \|x\|_0 = 1, \|x\|_1 = \|x\|_2 = r_1 \right\} = r_1 \cdot \{e_1, \dots, e_d\}$$

of the L_1 -ball $B_d^{(1)}(0, r_1)$, where e_1, \dots, e_d are the standard basis vectors in \mathbb{R}^d . We further upper bound (61) as:

$$\begin{aligned} & \sup_{v \in B_d^{(1)}(0, r_1)} \left| \frac{1}{n} \sum_{i=1}^n \{(X_i^T v)^2 - \mathbb{E}[(X_i^T v)^2]\} \right| \\ &\leq r_1^2 \sup_{u, v \in \{e_1, \dots, e_d\}} \left| \frac{1}{n} \sum_{i=1}^n \{(X_i^T u)(X_i^T v) - \mathbb{E}[(X_i^T u)(X_i^T v)]\} \right| \\ &= r_1^2 \max_{1 \leq j, k \leq d} \left| \frac{1}{n} \sum_{i=1}^n [X_{ij} X_{ik} - \mathbb{E}(X_{ij} X_{ik})] \right|. \end{aligned}$$

Under Assumption 2, we note that $X_{ij} X_{ik} - \mathbb{E}(X_{ij} X_{ik}), i = 1, \dots, n$ are independent, centered, and sub-exponential random variables for all $j, k = 1, \dots, d$, and

$$\begin{aligned} \max_{1 \leq j, k \leq d} \|X_{ij} X_{ik} - \mathbb{E}(X_{ij} X_{ik})\|_{\psi_1} &\leq \max_{1 \leq j, k \leq d} [\|X_{ij} X_{ik}\|_{\psi_1} + \|\mathbb{E}(X_{ij} X_{ik})\|_{\psi_1}] \\ &\lesssim \max_{1 \leq j, k \leq d} \|X_{ij}\|_{\psi_2} \|X_{ik}\|_{\psi_2} \\ &\lesssim \phi_1. \end{aligned}$$

Thus, by Bernstein's inequality (Corollary 2.8.3 in Vershynin 2018) and the union bound, we obtain that there exists an absolute constant $A_0 > 0$ such that for any $t > 0$,

$$\mathbb{P} \left(\max_{1 \leq j, k \leq d} \left| \frac{1}{n} \sum_{i=1}^n [X_{ij} X_{ik} - \mathbb{E}(X_{ij} X_{ik})] \right| > t \right) \leq 2d^2 \exp \left(-n A_0 \min \left\{ \frac{t^2}{\phi_1^2}, \frac{t}{\phi_1} \right\} \right).$$

Hence, for any $\delta \in (0, 1)$, we have that with probability at least $1 - \delta$,

$$\max_{1 \leq j, k \leq d} \left| \frac{1}{n} \sum_{i=1}^n [X_{ij} X_{ik} - \mathbb{E}(X_{ij} X_{ik})] \right| \lesssim \phi_1 \left(\sqrt{\frac{\log(d/\delta)}{n}} + \frac{\log(d/\delta)}{n} \right).$$

Plugging the bounds for **Term I** and **Term II** into (60), we conclude that with probability at least $1 - \delta$,

$$\begin{aligned} & \sup_{v \in [\mathcal{C}_1(S, \vartheta) \cup B_d^{(1)}(0, r_1)] \cap B_d(0, r_0)} \left| \frac{1}{n} \sum_{i=1}^n \{(X_i^T v)^2 - \mathbb{E}[(X_i^T v)^2]\} \right| \\ & \lesssim r_0^2 (2 + \vartheta)^2 \phi_s \left[\sqrt{\frac{\log(1/\delta) + s \log(ed/s)}{n}} + \frac{\log(1/\delta) + s \log(ed/s)}{n} \right] + r_1^2 \phi_1 \left(\sqrt{\frac{\log(d/\delta)}{n}} + \frac{\log(d/\delta)}{n} \right). \end{aligned}$$

In particular, when $d \geq s + 2$ and $r_0 \geq r_1$, we have that $\log(\frac{1}{\delta}) + s \log(\frac{ed}{s}) \geq \log(\frac{d}{\delta})$ and therefore, with probability at least $1 - \delta$,

$$\begin{aligned} & \sup_{v \in [\mathcal{C}_1(S, \vartheta) \cup B_d^{(1)}(0, r_1)] \cap B_d(0, r_0)} \left| \frac{1}{n} \sum_{i=1}^n \{(X_i^T v)^2 - \mathbb{E}[(X_i^T v)^2]\} \right| \\ & \lesssim r_0^2 (2 + \vartheta)^2 \phi_s \left[\sqrt{\frac{\log(1/\delta) + s \log(ed/s)}{n}} + \frac{\log(1/\delta) + s \log(ed/s)}{n} \right]. \end{aligned}$$

Similarly, we notice that

$$\begin{aligned} & \sup_{v \in [\mathcal{C}_1(S, \vartheta) \cup B_d^{(1)}(0, r_1)] \cap B_d(0, r_0)} \frac{1}{n} \sum_{i=1}^n |X_i^T u| |X_i^T v| \\ & \leq \underbrace{\sup_{\substack{u \in \mathcal{C}_2(\tilde{S}, \vartheta) \cap B_d(0, 1) \\ v \in \mathcal{C}_1(S, \vartheta) \cap B_d(0, r_0)}} \frac{1}{n} \sum_{i=1}^n |X_i^T u| |X_i^T v|}_{\text{Term III}} + \underbrace{\sup_{\substack{u \in \mathcal{C}_2(\tilde{S}, \vartheta) \cap B_d(0, 1) \\ v \in B_d^{(1)}(0, r_1) \cap B_d(0, r_0)}} \frac{1}{n} \sum_{i=1}^n |X_i^T u| |X_i^T v|}_{\text{Term IV}}. \end{aligned} \tag{62}$$

• **Term III:** We know from Lemma E.7 that

$$\begin{aligned} & \sup_{\substack{u \in \mathcal{C}_2(\tilde{S}, \vartheta) \cap B_d(0, 1) \\ v \in \mathcal{C}_1(S, \vartheta) \cap B_d(0, r_0)}} \frac{1}{n} \sum_{i=1}^n |X_i^T u| |X_i^T v| \\ & \leq r_0 \sup_{\substack{u \in \mathcal{C}_2(\tilde{S}, \vartheta) \cap B_d(0, 1) \\ v \in \mathcal{C}_1(S, \vartheta) \cap B_d(0, 1)}} \left| \frac{1}{n} \sum_{i=1}^n [|X_i^T u| |X_i^T v| - \mathbb{E}(|X_i^T u| |X_i^T v|)] \right| + r_0 \sup_{\substack{u \in \mathcal{C}_2(\tilde{S}, \vartheta) \cap B_d(0, 1) \\ v \in \mathcal{C}_1(S, \vartheta) \cap B_d(0, 1)}} \mathbb{E}(|X_i^T u| |X_i^T v|) \\ & \lesssim r_0 (2 + \vartheta)^2 \sqrt{\phi_s \cdot \phi_{\tilde{s}}} \left[\sqrt{\frac{\log(1/\delta) + s \log(ed/s)}{n}} + \frac{\log(1/\delta) + s \log(ed/s)}{n} + 1 \right]. \end{aligned}$$

• **Term IV:** Note that

$$\sup_{\substack{u \in \mathcal{C}_2(\tilde{S}, \vartheta) \cap B_d(0,1) \\ v \in B_d^{(1)}(0, r_1) \cap B_d(0, r_0)}} \frac{1}{n} \sum_{i=1}^n |X_i^T u| |X_i^T v| \leq \sup_{\substack{u \in \mathcal{C}_2(\tilde{S}, \vartheta) \cap B_d(0,1) \\ v \in B_d^{(1)}(0, r_1)}} \frac{1}{n} \sum_{i=1}^n |X_i^T u| |X_i^T v|.$$

Since $\frac{1}{n} \sum_{i=1}^n |X_i^T u| |X_i^T v|$ is a biconvex function with respect to u, v , we know from Lemma E.5 that the supremum is attained at the vertex set

$$\left\{ x \in \mathbb{R}^d : \|x\|_0 = 1, \|x\|_1 = \|x\|_2 = r_1 \right\} = r_1 \cdot \{e_1, \dots, e_d\}$$

of the L_1 -ball $B_d^{(1)}(0, r_1)$, where e_1, \dots, e_d are the standard basis vectors in \mathbb{R}^d . Hence,

$$\begin{aligned} \sup_{\substack{u \in \mathcal{C}_2(\tilde{S}, \vartheta) \cap B_d(0,1) \\ v \in B_d^{(1)}(0, r_1) \cap B_d(0, r_0)}} \frac{1}{n} \sum_{i=1}^n |X_i^T u| |X_i^T v| &\leq \sup_{\substack{u \in \mathcal{C}_2(\tilde{S}, \vartheta) \cap B_d(0,1) \\ v \in B_d^{(1)}(0, r_1)}} \frac{1}{n} \sum_{i=1}^n |X_i^T u| |X_i^T v| \\ &\leq r_1 \sup_{\substack{u \in \mathcal{C}_2(\tilde{S}, \vartheta) \cap B_d(0,1) \\ v \in \{e_1, \dots, e_d\}}} \frac{1}{n} \sum_{i=1}^n |X_i^T u| |X_i^T v| \\ &= r_1 \sup_{u \in \mathcal{C}_2(\tilde{S}, \vartheta) \cap B_d(0,1)} \max_{1 \leq k \leq d} \frac{1}{n} \sum_{i=1}^n [|X_i^T u| |X_{ik}| - \mathbb{E}(|X_i^T u| |X_{ik}|)] \\ &\quad + r_1 \sup_{u \in \mathcal{C}_2(\tilde{S}, \vartheta) \cap B_d(0,1)} \max_{1 \leq k \leq d} \mathbb{E}(|X_i^T u| |X_{ik}|). \end{aligned}$$

Again, under Assumption 2, $|X_i^T u| |X_{ik}| - \mathbb{E}(|X_i^T u| |X_{ik}|)$, $i = 1, \dots, n$ are independent, centered, and sub-exponential random variables for all $k = 1, \dots, d$, and

$$\begin{aligned} \max_{1 \leq k \leq d} \left\| |X_i^T u| |X_{ik}| - \mathbb{E}(|X_i^T u| |X_{ik}|) \right\|_{\psi_1} &\leq \max_{1 \leq k \leq d} \left[\left\| (X_i^T u) X_{ik} \right\|_{\psi_1} + \left\| \mathbb{E}[(X_i^T u) X_{ik}] \right\|_{\psi_1} \right] \\ &\lesssim \max_{1 \leq k \leq d} \left\| X_i^T u \right\|_{\psi_2} \|X_{ik}\|_{\psi_2} \\ &\lesssim \sqrt{\phi_{\tilde{s}} \cdot \phi_1}. \end{aligned}$$

Thus, by Bernstein's inequality, Lemma E.4, and the union bound, we obtain that there exists an absolute constant $A_0 > 0$ such that for any $t > 0$,

$$\begin{aligned} &\mathbb{P} \left(\sup_{u \in \mathcal{C}_2(\tilde{S}, \vartheta) \cap B_d(0,1)} \max_{1 \leq k \leq d} \left| \frac{1}{n} \sum_{i=1}^n [|X_i^T u| |X_{ik}| - \mathbb{E}(|X_i^T u| |X_{ik}|)] \right| > t \right) \\ &\leq 3d \left(\frac{5ed}{s} \right)^s \exp \left(-nA_0 \min \left\{ \frac{t^2}{\phi_{\tilde{s}} \cdot \phi_1}, \frac{t}{\sqrt{\phi_{\tilde{s}} \cdot \phi_1}} \right\} \right). \end{aligned}$$

Hence, for any $\delta \in (0, 1)$, we have that with probability at least $1 - \delta$,

$$\begin{aligned} & \sup_{u \in \mathcal{C}_2(\tilde{S}, \vartheta) \cap B_d(0,1)} \max_{1 \leq k \leq d} \left| \frac{1}{n} \sum_{i=1}^n [|X_i^T u| |X_{ik}| - \mathbb{E}(|X_i^T u| |X_{ik}|)] \right| \\ & \lesssim \sqrt{\phi_{\tilde{s}} \cdot \phi_1} \left[\sqrt{\frac{\log(1/\delta) + s \log(ed/s)}{n}} + \frac{\log(1/\delta) + s \log(ed/s)}{n} \right]. \end{aligned}$$

In addition, by Lemma E.4, we also have that

$$\sup_{u \in \mathcal{C}_2(\tilde{S}, \vartheta) \cap B_d(0,1)} \max_{1 \leq k \leq d} \mathbb{E}(|X_i^T u| |X_{ik}|) \lesssim \sqrt{\phi_{\tilde{s}} \cdot \phi_1}.$$

Therefore,

$$\begin{aligned} & \sup_{\substack{u \in \mathcal{C}_2(\tilde{S}, \vartheta) \cap B_d(0,1) \\ v \in B_d^{(1)}(0, r_1) \cap B_d(0, r_0)}} \frac{1}{n} \sum_{i=1}^n |X_i^T u| |X_i^T v| \\ & \lesssim r_1 \sqrt{\phi_{\tilde{s}} \cdot \phi_1} \left[\sqrt{\frac{\log(1/\delta) + s \log(ed/s)}{n}} + \frac{\log(1/\delta) + s \log(ed/s)}{n} + 1 \right]. \end{aligned}$$

Finally, plugging the bounds for **Term III** and **Term IV** into (62), we conclude that with probability at least $1 - \delta$,

$$\begin{aligned} & \sup_{\substack{u \in \mathcal{C}_2(\tilde{S}, \vartheta) \cap B_d(0,1) \\ v \in [\mathcal{C}_1(S, \vartheta) \cup B_d^{(1)}(0, r_1)] \cap B_d(0, r_0)}} \frac{1}{n} \sum_{i=1}^n |X_i^T u| |X_i^T v| \\ & \lesssim [r_0(2 + \vartheta)^2 + r_1] \sqrt{\phi_{\tilde{s}} \cdot \phi_1} \left[\sqrt{\frac{\log(1/\delta) + s \log(ed/s)}{n}} + \frac{\log(1/\delta) + s \log(ed/s)}{n} + 1 \right]. \end{aligned}$$

The results follow. \square

We know from (b) of Theorem 4 that

$$\frac{\gamma}{a_0 n} \asymp r_\gamma(n, \delta) = \frac{\sqrt{\phi_1}}{\kappa_R} \|x\|_2 \sqrt{\frac{\log(d/\delta)}{n}} + \frac{\sqrt{\phi_1 \phi_{s_\ell(x)}} \|x\|_2}{\kappa_R^2} \cdot r_\pi$$

will satisfy the bound in (59) with probability at least $1 - \delta$. The following lemma suggests a (probabilistic) lower bound for $\frac{\nu}{a_0 n}$ in (59) using the similar arguments. It is worth noting that the lower bound for $\frac{\gamma}{a_0 n}$ can converge to 0 as $n \rightarrow \infty$ under certain conditions, while the lower bound for $\frac{\nu}{a_0 n}$ is asymptotically non-vanishing.

Lemma E.11. *Let $\delta \in (0, 1)$ and $x \in \mathbb{R}^d$ be a fixed covariate vector. Suppose that Assumption 2*

holds. Then, with probability at least $1 - \delta$,

$$\begin{aligned} & \sup_{v \in \mathcal{C}_2(S_\ell(x), \vartheta_\ell) \cap B_d(0,1)} \left| \frac{1}{n} \sum_{i=1}^n \pi_i [X_i^T v]^2 \right| \\ & \lesssim (2 + \vartheta_\ell)^2 \phi_{s_\ell(x)} \left[1 + \sqrt{\frac{\log(\frac{1}{\delta}) + s_\ell(x) \log\left(\frac{ed}{s_\ell(x)}\right)}{n}} + \frac{\log(\frac{1}{\delta}) + s_\ell(x) \log\left(\frac{ed}{s_\ell(x)}\right)}{n} \right]. \end{aligned}$$

If, in addition, Assumption 5 holds, then with probability at least $1 - \delta$,

$$\begin{aligned} & \sup_{v \in \mathcal{C}_2(S_\ell(x), \vartheta_\ell) \cap B_d(0,1)} \left| \frac{1}{n} \sum_{i=1}^n \widehat{\pi}_i [X_i^T v]^2 \right| \\ & \lesssim [1 + r_\pi(n, \delta)] (2 + \vartheta_\ell)^2 \phi_{s_\ell(x)} \left[1 + \sqrt{\frac{\log(\frac{1}{\delta}) + s_\ell(x) \log\left(\frac{ed}{s_\ell(x)}\right)}{n}} + \frac{\log(\frac{1}{\delta}) + s_\ell(x) \log\left(\frac{ed}{s_\ell(x)}\right)}{n} \right]. \end{aligned}$$

Proof of Lemma E.11. We only prove the second statement, as the proof of the first statement is already contained in the following proof. By Assumption 5, we know that with probability $1 - \delta$,

$$\begin{aligned} & \sup_{v \in \mathcal{C}_2(S_\ell(x), \vartheta_\ell) \cap B_d(0,1)} \left| \frac{1}{n} \sum_{i=1}^n \widehat{\pi}_i [X_i^T v]^2 \right| \\ & \leq \sup_{v \in \mathcal{C}_2(S_\ell(x), \vartheta_\ell) \cap B_d(0,1)} \left| \frac{1}{n} \sum_{i=1}^n \pi_i [X_i^T v]^2 \right| + \sup_{v \in \mathcal{C}_2(S_\ell(x), \vartheta_\ell) \cap B_d(0,1)} \left| \frac{1}{n} \sum_{i=1}^n (\widehat{\pi}_i - \pi_i) [X_i^T v]^2 \right| \\ & \leq [1 + r_\pi(n, \delta)] \sup_{v \in \mathcal{C}_2(S_\ell(x), \vartheta_\ell) \cap B_d(0,1)} \left| \frac{1}{n} \sum_{i=1}^n (X_i^T v)^2 \right| \\ & \leq [1 + r_\pi(n, \delta)] \sup_{v \in \mathcal{C}_2(S_\ell(x), \vartheta_\ell) \cap B_d(0,1)} \left[\left| \frac{1}{n} \sum_{i=1}^n \left\{ (X_i^T v)^2 - \mathbb{E}[(X_i^T v)^2] \right\} \right| + |v^T \mathbb{E}[X_1 X_1^T] v| \right]. \end{aligned}$$

By Lemma E.7, we know that

$$\begin{aligned} & \sup_{v \in \mathcal{C}_2(S_\ell(x), \vartheta_\ell) \cap B_d(0,1)} \left| \frac{1}{n} \sum_{i=1}^n \left\{ (X_i^T v)^2 - \mathbb{E}[(X_i^T v)^2] \right\} \right| \\ & \lesssim (2 + \vartheta_\ell)^2 \phi_{s_\ell(x)} \left[\sqrt{\frac{\log(\frac{1}{\delta}) + s_\ell(x) \log\left(\frac{ed}{s_\ell(x)}\right)}{n}} + \frac{\log(\frac{1}{\delta}) + s_\ell(x) \log\left(\frac{ed}{s_\ell(x)}\right)}{n} \right] \end{aligned}$$

with probability at least $1 - \delta$. In addition, we know from Lemma E.4 that there exists a discrete set $M_{d,\ell} \subset B_d(0,1)$ such that $\mathcal{C}_2(S_\ell(x), \vartheta_\ell) \cap B_d(0,1) \subset 2(2 + \vartheta_\ell) \cdot \text{conv}(M_{d,\ell})$ with $\|v\|_0 \leq s_\ell(x)$

for all $v \in M_{d,\ell}$. By Lemma E.5, we obtain that

$$\begin{aligned} \sup_{v \in \mathcal{C}_2(S_\ell(x), \vartheta_\ell) \cap B_d(0,1)} |v^T \mathbf{E} [X_1 X_1^T] v| &\leq \sup_{v \in 2(2+\vartheta_\ell) \text{conv}(M_{d,\ell})} |v^T \mathbf{E} [X_1 X_1^T] v| \\ &= \sup_{v \in 2(2+\vartheta_\ell) \cdot M_{d,\ell}} |v^T \mathbf{E} [X_1 X_1^T] v| \\ &\leq 4(2 + \vartheta_\ell)^2 \phi_{s_\ell(x)}. \end{aligned}$$

Therefore, we conclude that

$$\begin{aligned} &\sup_{v \in \mathcal{C}_2(S_\ell(x), \vartheta_\ell) \cap B_d(0,1)} \left| \frac{1}{n} \sum_{i=1}^n \hat{\pi}_i [X_i^T v]^2 \right| \\ &\lesssim [1 + r_\pi(n, \delta)] (2 + \vartheta_\ell)^2 \phi_{s_\ell(x)} \left[\sqrt{\frac{\log(\frac{1}{\delta}) + s_\ell(x) \log\left(\frac{ed}{s_\ell(x)}\right)}{n} + \frac{\log(\frac{1}{\delta}) + s_\ell(x) \log\left(\frac{ed}{s_\ell(x)}\right)}{n}} \right] \\ &\quad + 4(2 + \vartheta_\ell)^2 \phi_{s_\ell(x)} \\ &\lesssim [1 + r_\pi(n, \delta)] (2 + \vartheta_\ell)^2 \phi_{s_\ell(x)} \left[1 + \sqrt{\frac{\log(\frac{1}{\delta}) + s_\ell(x) \log\left(\frac{ed}{s_\ell(x)}\right)}{n} + \frac{\log(\frac{1}{\delta}) + s_\ell(x) \log\left(\frac{ed}{s_\ell(x)}\right)}{n}} \right] \end{aligned}$$

with probability at least $1 - \delta$. The result follows. \square

Lemma E.12. *Let $\delta \in (0, 1)$ and x be a fixed covariate vector. Suppose that Assumptions 1, 2 and 4 hold. Then, with probability at least $1 - \delta$,*

$$\left\| \frac{1}{n} \sum_{i=1}^n \tilde{Z}_i X_i X_i^T \ell_0(x) + 2x \right\|_\infty \lesssim \frac{\sqrt{\phi_1}}{\kappa_R} \|x\|_2 \left[\sqrt{\frac{\log(d/\delta)}{n} + \frac{\log(d/\delta)}{n}} \right],$$

where the above statement holds when $\tilde{Z}_i = \pi(X_i), i = 1, \dots, n$ or $\tilde{Z}_i = R_i, i = 1, \dots, n$. If, in addition, Assumption 5 holds, then with probability at least $1 - \delta$,

$$\begin{aligned} \left\| \frac{1}{n} \sum_{i=1}^n \hat{\pi}_i X_i X_i^T \ell_0(x) + 2x \right\|_\infty &\lesssim \frac{\sqrt{\phi_1}}{\kappa_R} \|x\|_2 \left[\sqrt{\frac{\log(d/\delta)}{n} + \frac{\log(d/\delta)}{n}} \right] \\ &\quad + \frac{\sqrt{\phi_1 \phi_{s_\ell(x)}}}{\kappa_R^2} \|x\|_2 \left[1 + \sqrt{\frac{\log(d/\delta)}{n} + \frac{\log(d/\delta)}{n}} \right] r_\pi(n, \delta). \end{aligned}$$

Proof of Lemma E.12. We only prove the second statement, as the proof of the first statement is

already contained in the following proof. Notice that

$$\left\| \frac{1}{n} \sum_{i=1}^n \hat{\pi}_i X_i X_i^T \ell_0(x) + 2x \right\|_{\infty} \leq \underbrace{\left\| \frac{1}{n} \sum_{i=1}^n \pi_i X_i X_i^T \ell_0(x) + 2x \right\|_{\infty}}_{\text{Term I}} + \underbrace{\left\| \frac{1}{n} \sum_{i=1}^n (\hat{\pi}_i - \pi_i) X_i X_i^T \ell_0(x) \right\|_{\infty}}_{\text{Term II}}.$$

• **Term I:** Recall from (19) that $\ell_0(x) := -2 [\mathbb{E} (RXX^T)]^{-1} x = -2 [\mathbb{E} (\pi(X)XX^T)]^{-1} x$ and thus,

$$\left\| \frac{1}{n} \sum_{i=1}^n \pi(X_i) X_i X_i^T \ell_0(x) + 2x \right\|_{\infty} = \max_{1 \leq k \leq d} \left| -\frac{2}{n} \sum_{i=1}^n \pi(X_i) X_{ik} X_i^T \mathbb{E} [\pi(X_i) X_i X_i^T]^{-1} x + 2x_k \right|,$$

and all the random variables

$$2x_1 - \frac{2}{n} \sum_{i=1}^n \pi(X_i) \cdot X_{i1} X_i^T \mathbb{E} [\pi(X_i) X_i X_i^T]^{-1} x, \dots, 2x_d - \frac{2}{n} \sum_{i=1}^n \pi(X_i) \cdot X_{id} X_i^T \mathbb{E} [\pi(X_i) X_i X_i^T]^{-1} x$$

have zero means and sub-exponential tails (but neither identically distributed nor independent). By Assumption 2 and Lemma E.13, we know that

$$\begin{aligned} & \max_{1 \leq k \leq d} \left\| x_k - \pi(X_i) \cdot X_{ik} X_i^T \mathbb{E} [\pi(X_i) X_i X_i^T]^{-1} x \right\|_{\psi_1} \\ & \lesssim \max_{1 \leq k \leq d} \left\| \pi(X_i) \cdot X_{ik} X_i^T \mathbb{E} [\pi(X_i) X_i X_i^T]^{-1} x \right\|_{\psi_1} \\ & \lesssim \max_{1 \leq k \leq d} \max_{1 \leq i \leq n} \|X_{ik}\|_{\psi_2} \left\| \pi(X_i) X_i^T \mathbb{E} [\pi(X_i) X_i X_i^T]^{-1} x \right\|_{\psi_2} \\ & \lesssim \frac{\sqrt{\phi_1}}{\kappa_R} \|x\|_2 \end{aligned}$$

for all $1 \leq i \leq n$. Therefore, by the union bound and Bernstein's inequality (Corollary 2.8.3 in Vershynin 2018), we know that for all $t > 0$, there exists an absolute constant $A_1 > 0$ such that

$$\begin{aligned} & \mathbb{P} \left(\left\| \frac{1}{n} \sum_{i=1}^n \pi(X_i) X_i X_i^T \ell_0(x) + 2x \right\|_{\infty} > t \right) \\ & \leq d \cdot \max_{1 \leq k \leq d} \mathbb{P} \left(\left| \frac{2}{n} \sum_{i=1}^n \left[\pi(X_i) \cdot X_{ik} X_i^T \mathbb{E} [\pi(X_i) X_i X_i^T]^{-1} x - x_k \right] \right| > t \right) \\ & \leq 2d \cdot \exp \left(-n A_1 \min \left\{ \frac{t \kappa_R}{\sqrt{\phi_1} \|x\|_2}, \frac{t^2 \kappa_R^2}{\phi_1 \|x\|_2^2} \right\} \right). \end{aligned}$$

Hence, we conclude that with probability at least $1 - \delta$,

$$\left\| \frac{1}{n} \sum_{i=1}^n \pi(X_i) X_i X_i^T \ell_0(x) + 2x \right\|_{\infty} \lesssim \frac{\sqrt{\phi_1}}{\kappa_R} \|x\|_2 \left[\sqrt{\frac{\log(d/\delta)}{n}} + \frac{\log(d/\delta)}{n} \right].$$

• **Term II:** Note that under Assumption 5,

$$\begin{aligned}
& \left\| \frac{1}{n} \sum_{i=1}^n (\hat{\pi}_i - \pi_i) X_i X_i^T \ell_0(x) \right\|_{\infty} \\
&= \max_{1 \leq k \leq d} \left| \frac{1}{n} \sum_{i=1}^n (\hat{\pi}_i - \pi_i) X_{ik} X_i^T \ell_0(x) \right| \\
&\lesssim r_{\pi}(n, \delta) \cdot \max_{1 \leq k \leq d} \left(\frac{1}{n} \sum_{i=1}^n |X_{ik} X_i^T \ell_0(x)| \right) \\
&\lesssim r_{\pi}(n, \delta) \left[\max_{1 \leq k \leq d} \mathbb{E} |X_{ik} X_i^T \ell_0(x)| + \max_{1 \leq k \leq d} \left| \frac{1}{n} \sum_{i=1}^n \left(|X_{ik} X_i^T \ell_0(x)| - \mathbb{E} |X_{ik} X_i^T \ell_0(x)| \right) \right| \right]
\end{aligned}$$

with probability at least $1 - \delta$. By Lemma E.8, we know that $\ell_0(x) \in \mathcal{C}_2(S_{\ell}(x), \vartheta_{\ell})$ with $\vartheta_{\ell} = \frac{r_{\ell}}{\sqrt{1-r_{\ell}^2}}$. Hence, by Cauchy-Schwarz inequality,

$$\begin{aligned}
\max_{1 \leq k \leq d} \mathbb{E} |X_{ik} X_i^T \ell_0(x)| &\leq \max_{1 \leq k \leq d} \sqrt{\mathbb{E} X_{ik}^2} \cdot \sqrt{\mathbb{E} [(X_i^T \ell_0(x))^2]} \\
&\lesssim \sqrt{\phi_1} \cdot \sqrt{\sup_{v \in \mathcal{C}_2(S_{\ell}(x), \vartheta_{\ell}) \cap \mathbb{S}^{d-1}} \mathbb{E} [(X_i^T v)^2]} \cdot \|\ell_0(x)\|_2 \\
&\stackrel{(i)}{\lesssim} \sqrt{\phi_1} \cdot \sqrt{\sup_{v \in 2(2+\vartheta_{\ell}) \cdot \text{conv}(M_{d,\ell})} \mathbb{E} [(X_i^T v)^2]} \cdot \frac{\|x\|_2}{\kappa_R^2} \\
&\stackrel{(ii)}{\lesssim} \sqrt{\phi_1} \cdot \sqrt{\sup_{v \in M_{d,\ell}} \mathbb{E} [(X_i^T v)^2]} \cdot \frac{\|x\|_2}{\kappa_R^2} \\
&\lesssim \sqrt{\phi_1 \phi_{s_{\ell}(x)}} \cdot \frac{\|x\|_2}{\kappa_R^2},
\end{aligned}$$

where we argue by Lemma E.4 in the (asymptotic) inequality (i) that there exists a discrete set $M_{d,\ell} \subset B_d(0, 1)$ with cardinality $|M_{d,\ell}| \leq \frac{3}{2} \left(\frac{5ed}{s_{\ell}(x)} \right)^{s_{\ell}(x)}$ such that $\mathcal{C}_1(S_{\ell}(x), 3) \cap \mathbb{S}^{d-1} \subset 10 \cdot \text{conv}(M_{d,\ell})$ and $\|u\|_0 \leq s_{\ell}(x)$ for all $u \in M_{d,\ell}$. Also, in the asymptotic equality (ii), we leverage Lemma E.5 to show that the supremum of a convex function on $\text{conv}(M_{d,\ell})$ is attained at its vertices, which are contained in $M_{d,\ell}$.

Now, we also know that all the random variables

$$\frac{1}{n} \sum_{i=1}^n \left[|X_{i1} X_i^T \ell_0(x)| - \mathbb{E} |X_{i1} X_i^T \ell_0(x)| \right], \dots, \frac{1}{n} \sum_{i=1}^n \left[|X_{id} X_i^T \ell_0(x)| - \mathbb{E} |X_{id} X_i^T \ell_0(x)| \right]$$

have zero means and sub-exponential tails (but neither identically distributed nor independent). By Assumption 2 and Lemma E.13, we know that for all $1 \leq i \leq n$,

$$\begin{aligned}
& \max_{1 \leq k \leq d} \left\| |X_{ik} X_i^T \ell_0(x)| - \mathbb{E} |X_{ik} X_i^T \ell_0(x)| \right\|_{\psi_1} \\
&\lesssim \max_{1 \leq k \leq d} \left\| X_{ik} X_i^T \mathbb{E} [\pi(X_i) X_i X_i^T]^{-1} x \right\|_{\psi_1}
\end{aligned}$$

$$\begin{aligned}
&\lesssim \max_{1 \leq k \leq d} \max_{1 \leq i \leq n} \|X_{ik}\|_{\psi_2} \left\| X_i^T \mathbf{E} [\pi(X_i) X_i X_i^T]^{-1} x \right\|_{\psi_2} \\
&\lesssim \frac{\sqrt{\phi_1 \phi_{s_\ell(x)}}}{\kappa_R^2} \|x\|_2.
\end{aligned}$$

Therefore, by the union bound and Bernstein's inequality (Corollary 2.8.3 in [Vershynin 2018](#)), we know that there exists an absolute constant $A_2 > 0$ such that for all $t > 0$,

$$\begin{aligned}
&\mathbb{P} \left(\max_{1 \leq k \leq d} \left| \frac{1}{n} \sum_{i=1}^n \left(|X_{ik} X_i^T \ell_0(x)| - \mathbf{E} |X_{ik} X_i^T \ell_0(x)| \right) \right| > t \right) \\
&\leq d \cdot \max_{1 \leq k \leq d} \mathbb{P} \left(\left| \frac{1}{n} \sum_{i=1}^n \left(|X_{ik} X_i^T \ell_0(x)| - \mathbf{E} |X_{ik} X_i^T \ell_0(x)| \right) \right| > t \right) \\
&\leq 2d \cdot \exp \left(-n A_2 \min \left\{ \frac{t \kappa_R^2}{\sqrt{\phi_1 \phi_{s_\ell(x)}} \|x\|_2}, \frac{t^2 \kappa_R^4}{\phi_1 \phi_{s_\ell(x)} \|x\|_2^2} \right\} \right).
\end{aligned}$$

Hence, we conclude that with probability at least $1 - \delta$,

$$\begin{aligned}
&\max_{1 \leq k \leq d} \left| \frac{1}{n} \sum_{i=1}^n \left(|X_{ik} X_i^T \ell_0(x)| - \mathbf{E} |X_{ik} X_i^T \ell_0(x)| \right) \right| \\
&\lesssim \frac{\sqrt{\phi_1 \phi_{s_\ell(x)}}}{\kappa_R^2} \|x\|_2 \left[\sqrt{\frac{\log(d/\delta)}{n}} + \frac{\log(d/\delta)}{n} \right]
\end{aligned}$$

Therefore, we conclude that with probability at least $1 - \delta$,

$$\begin{aligned}
\mathbf{Term II} &= \left\| \frac{1}{n} \sum_{i=1}^n (\hat{\pi}_i - \pi_i) X_i X_i^T \ell_0(x) \right\|_{\infty} \\
&\lesssim \frac{\sqrt{\phi_1 \phi_{s_\ell(x)}} \|x\|_2}{\kappa_R^2} \left[1 + \sqrt{\frac{\log(d/\delta)}{n}} + \frac{\log(d/\delta)}{n} \right] r_{\pi}(n, \delta).
\end{aligned} \tag{63}$$

Combining the bounds for **Term I** and **Term II** yields that with probability at least $1 - \delta$,

$$\begin{aligned}
\left\| \frac{1}{n} \sum_{i=1}^n \hat{\pi}_i X_i X_i^T \ell_0(x) + 2x \right\|_{\infty} &\lesssim \frac{\sqrt{\phi_1}}{\kappa_R} \|x\|_2 \left[\sqrt{\frac{\log(d/\delta)}{n}} + \frac{\log(d/\delta)}{n} \right] \\
&\quad + \frac{\sqrt{\phi_1 \phi_{s_\ell(x)}} \|x\|_2}{\kappa_R^2} \left[1 + \sqrt{\frac{\log(d/\delta)}{n}} + \frac{\log(d/\delta)}{n} \right] r_{\pi}(n, \delta).
\end{aligned}$$

The proof is completed. \square

Lemma E.13 (Orlicz-norm of products of random variables). *Let X_1, \dots, X_N be random variables with finite ψ_{α} -Orlicz norm (2). Then, for any $N \geq 1$, $\left\| \prod_{i=1}^N X_i \right\|_{\psi_{\frac{\alpha}{N}}} \leq \prod_{i=1}^N \|X_i\|_{\psi_{\alpha}}$.*

Proof of Lemma E.13. The result generalizes Lemma 2.7.7 in [Vershynin \(2018\)](#), which follows from

the Young's inequality as: $\prod_{i=1}^N x_i^{\lambda_i} \leq \sum_{i=1}^N \lambda_i x_i$ for all $x_i, \lambda_i \geq 0, i = 1, \dots, N$ with $\sum_{i=1}^N \lambda_i = 1$. Without the loss of generality, we assume that $\|X_i\|_{\psi_\alpha} = 1$ for all $i = 1, \dots, N$. Then,

$$\begin{aligned} \mathbb{E} \left[\exp \left(\prod_{i=1}^N |X_i|^{\frac{\alpha}{N}} \right) \right] &\leq \mathbb{E} \left[\exp \left(\frac{1}{N} \sum_{i=1}^N |X_i|^\alpha \right) \right] = \mathbb{E} \left[\prod_{i=1}^N \exp \left(\frac{1}{N} |X_i|^\alpha \right) \right] \\ &\leq \frac{1}{N} \sum_{i=1}^N \mathbb{E} [\exp (|X_i|^\alpha)] \leq 2, \end{aligned}$$

where we apply the Young's inequality to obtain the first and last inequalities. \square

Lemma E.14 (Giessing 2022). *Let $\mathcal{F} \subset L_1(\mathcal{X}, \mathcal{A}, \mathbb{P})$ and ϱ be a pseudo-metric on $\mathcal{F} \times \mathcal{F}$. For $\eta > 0$, we define $\mathcal{F}_\eta = \{f - g : f, g \in \mathcal{F}, \varrho(f, g) \leq \eta\}$. Suppose that for $\alpha \in (0, 2]$, there exists a constant $K > 0$ such that for all $f, g \in \mathcal{F}$,*

$$\|(f - \mathbb{P}f) - (g - \mathbb{P}g)\|_{\mathbb{P}, \psi_\alpha} \leq K \cdot \varrho(f, g).$$

Then, the following statements hold true:

(a) *If $\alpha \in (0, 1]$, then for all $t > 0$, with probability at least $1 - e^{-t}$,*

$$\|\mathbb{G}_n\|_{\mathcal{F}_\eta} \leq C_\alpha K \left[\int_0^\eta \sqrt{\log N(\epsilon, \mathcal{F}, \varrho)} d\epsilon + n^{-\frac{1}{2}} \int_0^\eta [\log N(\epsilon, \mathcal{F}, \varrho)]^{\frac{1}{\alpha}} d\epsilon + \eta \left(\sqrt{t} + n^{-\frac{1}{2}} t^{\frac{1}{\alpha}} \right) \right],$$

where $C_\alpha > 0$ is a constant depending only on α .

(b) *If $\alpha \in (1, 2]$, then for all $t > 0$, with probability at least $1 - e^{-t}$,*

$$\|\mathbb{G}_n\|_{\mathcal{F}_\eta} \leq C_\alpha K \left[\int_0^\eta \sqrt{\log N(\epsilon, \mathcal{F}, \varrho)} d\epsilon + n^{-\frac{1}{2} + \frac{1}{\beta}} \int_0^\eta [\log N(\epsilon, \mathcal{F}, \varrho)]^{\frac{1}{\alpha}} d\epsilon + \eta \left(\sqrt{t} + n^{-\frac{1}{2} + \frac{1}{\beta}} t^{\frac{1}{\alpha}} \right) \right],$$

where $C_\alpha > 0$ is a constant depending only on α and $\frac{1}{\alpha} + \frac{1}{\beta} = 1$.

Remark E.4 (Giessing and Wang 2023). *If $\mathcal{F} = \{f_t : t \in T\}$ and $\|(f_s - \mathbb{P}f_s) - (f_t - \mathbb{P}f_t)\|_{\mathbb{P}, \psi_\alpha} \leq K \cdot \varrho(s, t)$ for all $f_s, f_t \in \mathcal{F}$ and a pseudo-metric ϱ on $T \times T$, where $K > 0$ is some constant, then we can replace $N(\epsilon, \mathcal{F}, \varrho)$ by $N(\epsilon, T, \varrho)$.*